



FIFTY-SECOND ANNUAL REPORT OF THE DIVISION OF LOCAL GOVERNMENT SERVICES 1989

STATEMENTS OF FINANCIAL CONDITION OF COUNTIES AND MUNICIPALITIES



DECEMBER 1990

STATE OF NEW JERSEY
Jim Florio, *Governor*

DEPARTMENT OF COMMUNITY AFFAIRS
Melvin R. Primas, Jr., *Commissioner*
Barry Skokowski, Sr., *Deputy Commissioner*



**FIFTY-SECOND ANNUAL REPORT
OF THE
DIVISION OF LOCAL GOVERNMENT SERVICES
1989**

**STATEMENTS OF FINANCIAL CONDITION
OF COUNTIES AND MUNICIPALITIES**



Prepared by

STATE OF NEW JERSEY
N.J. DEPARTMENT OF COMMUNITY AFFAIRS
DIVISION OF LOCAL GOVERNMENT SERVICES

STATE OF NEW JERSEY
Jim Florio, *Governor*

DEPARTMENT OF COMMUNITY AFFAIRS
Melvin R. Primas, Jr., *Commissioner*
Barry Skokowski, Sr., *Deputy Commissioner*

DIVISION OF LOCAL GOVERNMENT SERVICES
Barry Skokowski, Sr., *Director*



TABLE OF CONTENTS

Letter of Transmittal	1
Foreword	2
Composition of Local Finance Board and State Officials	3
Acknowledgment	4
Statewide Totals for 1989 and Types of Local Government Units in New Jersey	5
COUNTY GOVERNMENT FISCAL DATA	
A two page set for each county follows:	6
1. County Government Fiscal Data	
2. Map of the County	
3. Summary Map of County Units	48
4. Summary of 21 County Government Data Sheets	50
MUNICIPAL FISCAL DATA SUMMARIZED BY COUNTIES	
1. Summary of 567 Municipal Government Data Sheets	51
2. Municipal Fiscal Summaries by Counties	52
MUNICIPAL FISCAL DATA	
One page per municipality, arranged alphabetically by name of municipality	73
MUNICIPALITIES OPERATING UNDER SPECIAL STATUTORY FORMS OF GOVERNMENT	640
POPULATION DATA	
Table 1: Population Classification of New Jersey Counties and Cities	641
Table 2: Local Units Ranked by Population - 1989 Estimates	642
SUMMARY OF STATEWIDE FINANCES, EXPENDITURES AND REVENUES	
Table 3: Summary of Current Finances of all Municipalities and Counties - 1985-1989	647
Table 4: Summary of Expenditures and Revenues of all County Government - 1985-1989	648
Table 5: Summary of Expenditures and Revenues of all Municipalities - 1985-1989	649
DATA ON DEBT	
Table 6: Statewide Trends in Statutory Net Capital Debt	650
Table 7: Total Gross and Net Debt of Municipalities and Counties by County	651
Table 8: Authority Debt	652
DATA ON LOCAL TAXATION	
Table 9: Trends in Current and Delinquent Local Property Taxes	655
Table 10: Special District Tax Levies in 1989	656
Table 11: State Equalized Property Tax Rates - All Municipalities by County	657
DATA ON MUNICIPALLY OPERATED UTILITIES	
Table 12: Finances of Municipally Operated Utilities	665
SUPPLEMENTARY DATA	
Table 13: County Local Health Services and Vocational School Taxes	674
GRAPH: DEBT TRENDS OF NEW JERSEY MUNICIPALITIES AND COUNTIES	676
STATUTORY FORMS OF LOCAL UNIT GOVERNMENT	677
GLOSSARY	678



Digitized by the Internet Archive
in 2013

<http://archive.org/details/redi1989newj>



State of New Jersey

DEPARTMENT OF COMMUNITY AFFAIRS

JIM FLORIO
GOVERNOR

MELVIN R PRIMAS, JR
COMMISSIONER

LOCATION:

WILLIAM ASHEY COMMUNITY AFFAIRS BUILDING
101 SOUTH BROAD STREET
TRENTON, NEW JERSEY

MAILING ADDRESS:

CN 800
TRENTON, N J. 08625-0800

TO: The Honorable Jim Florio
Governor
Members of the New Jersey Legislature

FROM: Melvin R. Primas, Jr. *(MPJ)*

I am pleased to transmit the Fifty-Second Annual Report of the Division of Local Government Services.

In accordance with New Jersey Statute, the report includes comparative financial statistics of all municipalities and counties in the state. The statistics are tabulated to highlight the cost of government, the cost of principal services, the amount of debt incurred and other pertinent data.

FOREWORD

This report, the Fifty-Second in a series which has been published consecutively since 1938, closely parallels all preceding annual reports.

Information pertinent to the form of government and the number of members on the governing body is exhibited on each local unit page. Definitional information relative to statutory forms of government appears towards the end of the report. Similarly, a tabulation is provided listing the different types of governmental forms by county units.

As in prior years, care has been taken to preserve the comparability of data and to present, in convenient form, current financial and other statistics of the 588 local units of New Jersey government without diminishing the value of these reports as a historical series. The availability of current statistics of local finance has been of increasingly significant value to federal, state and local government officials, research groups, students of local finance, and investors in municipal and school bond markets.

The financial statistics contained in this report have been assembled from financial statements prepared by the chief financial officer of the local unit. Computer checks applied to this data and our studies conclude that these statements are adequate for reporting purposes.

In addition to the municipal and county financial data, there are a number of special tables comparing revenues and expenditures, debt trends and equalized tax rates over the current decade. Also, tables listing each unit in descending population order and another describing municipally operated utilities are provided.

A glossary providing essential information for the proper use of specific data is presented at the end of the report to assist those who may be unfamiliar with municipal finance and its terminology.

STATE OF NEW JERSEY

Jim Florio, Governor

DEPARTMENT OF COMMUNITY AFFAIRS

Melvin R. Primas, Jr., Commissioner

DIVISION OF LOCAL GOVERNMENT SERVICES

Barry Skokowski, Sr., Director

MEMBERS OF THE LOCAL FINANCE BOARD

Barry Skokowski, Sr., Chairman

James P. Barry, Vice Chairman

Robert H. Grasmere

Stanley D. Iacono

Joseph Iannaconi, Jr.

Robert C. Miller

Harold F. Mullin

Susan L. Nickolopoulos

ACKNOWLEDGMENTS

The fifty-second edition of this Annual Report was prepared by the Division's Office of Local Government Research. Grateful acknowledgment is extended to the following staff members: David S. Grimm, who coordinated the Report's preparation, provided overall support and supervised the data compilation and Helen C. Forchi for data compilation and verified data; Marc Pfeiffer serves as Chief of the Office.

Acknowledgment is also extended to those employees of the Division of Local Government Services for their cooperation in providing ready access to source documents and for rendering technical assistance.

Additionally, a debt of gratitude is owed to the Division of Taxation in the Department of Treasury and to the Office of Business Economics in the Department of Labor for providing us with valuation and population data used in this Report. We are also grateful to the Department of Transportation for allowing us the use of their computers.

General Obligation Bond Ratings for New Jersey municipalities were obtained from: Standard & Poor's Bond Guide, December 1990, Standard & Poor's Corp. N.Y., N.Y., and Moody's Bond Record, December 1990, Moody's Investors Service, N.Y., N.Y.

STATEWIDE TOTALS FOR 1989

Population, 1980 Census	7,364,823
Population, 1990 Census	7,730,188
Land Area (Square Miles)	7,487.32
Net Valuation Taxable-Municipal	314,561,256,775
Net Valuation Taxable-County	468,191,309,512
State Equalized Valuation	491,900,390,388
Tax Levy	8,726,832,862.34

TYPES OF LOCAL GOVERNMENT UNITS IN NEW JERSEY

COUNTIES (21)

MUNICIPALITIES (567)

COUNTY	BOROUGH	TOWNSHIP	CITY	TOWN	VILLAGE	TOTAL
Atlantic	3	6	13	1	0	23
Bergen	56	9	3	0	2	70
Burlington	6	31	3	0	0	40
Camden	27	8	2	0	0	37
Cape May	7	4	5	0	0	16
Cumberland	1	10	3	0	0	14
Essex	1	19	2	0	0	22
Gloucester	10	13	1	0	0	24
Hudson	1	2	4	5	0	12
Hunterdon	10	14	1	1	0	26
Mercer	4	8	1	0	0	13
Middlesex	12	10	3	0	0	25
Monmouth	35	15	2	0	1	53
Morris	16	20	0	3	0	39
Ocean	19	14	0	0	0	33
Passaic	10	3	3	0	0	16
Salem	3	11	1	0	0	15
Somerset	12	9	0	0	0	21
Sussex	8	15	0	1	0	24
Union	7	8	5	1	0	21
Warren	2	18	0	3	0	23
Total	250	247	52	15	3	567



0100

Population 1980 194,119
 Population 1990 224,327
 S & P Rating A
 Moody Rating AAA
 Land Area 566.97 Sq. Miles

Net Valuation Taxable
 14,224,775,394
 Net Valuation on Which County Taxes
 are apportioned:
 15,881,746,528

ATLANTIC COUNTY - Class 5
Form of Government:
County Exec. Plan - (O.C.C.L. - 1972)
Number of Members on Governing Body - 9

PER CAPITA:
 Gross Debt 464.44
 Net Debt 422.98
 Debt Service 62.29
 Total Tax Levy 331.31
 County Functions: 463.59

PER CENT:
 Gross Debt .68
 Net Debt .62

EXPENDITURES		EXPENDITURES (cont'd.)		REVENUES REALIZED	
GENERAL GOVERNMENT		EDUCATION (excluding schools)		Property Taxes	74,320,701.30
Governing Body and Public Boards	1,771,713.09	County Superintendent of Schools	167,182.00	Financial Business Tax	
County Clerk		Vocational Schools	3,407,908.00	Franchise Tax	
Financial Administration	896,438.00	County College	4,445,000.00	Bank Corp. Tax	
Board of Taxation	114,030.00	County Extension Services	234,460.00	Other Miscellaneous Taxes	
Planning, Housing, Development	1,121,571.00	Libraries		State Aid Revenues	12,144,320.59
Human Resources	1,855,426.30	Other Educational Services	4,062,372.74	Federal Aid Revenues	3,729,941.76
Elections	662,959.00	STATUTORY EXPENDITURES		State and Local Fiscal Assistance Act Utilized	66,542.27
General Administration	11,913,457.72	Pensions and F.I.C.A.	5,435,125.00	Institutional Revenues	4,427,830.24
JUDICIARY		Employee Fringe Benefits	4,500,000.00	Courts	365,671.80
Superior Court-Law Division	3,439,324.73	Other Statutory Expenditures		County Clerk & Register	2,238,198.49
County Courts	154,659.95	Ceta & Other Public Employment Programs		Surrogate	139,386.13
County District Courts		COUNTY FUNCTIONS TOTAL	89,983,587.76	Sheriff	324,811.05
Juvenile and Domestic Relations Courts		CAPITAL IMPROVEMENTS *MEMO	227,500.00	Other Miscellaneous Revenues	7,454,139.46
Jury Commission and Jurors' Fees	244,344.00	DEBT SERVICE		Other Revenues, Revenue Sharing, Tax Effort	
Law Library	44,700.00	Principal Payments	4,368,663.93	TOTAL	105,211,543.09
Prosecutor's Office	4,951,527.00	Interest Payments	9,104,551.05	Prior Years Surplus Appropriated	2,900,000.00
Surrogate's Office	222,353.00	DEFERRED CHARGES	40,000.00	REVENUES TOTAL	108,111,543.09
Probation Office	1,555,214.00	RESERVE FOR UNCOLLECTED TAXES		CURRENT FINANCES DECEMBER 31,	
County Clerk (Judicial Functions)	1,793,659.00	EXPENDITURES TOTAL	103,995,902.64	ASSETS	
Sheriff's Office (Judicial Functions)		CAPITAL DEBT AUTHORIZED, DECEMBER 31,		Cash Dec. 31,	18,312,306.09
Other Judicial		ISSUED AND UNISSUED GROSS DEBT	NET DEBT	Taxes Receivable	779,252.61
PUBLIC SAFETY		School		Emergencies and Other Deferred Charges	
County Police	7,299,244.44	Self-liquidating		State Aid Receivable	4,577,367.05
Sheriff's Office	3,399,239.00	Other	104,186,400	Other Receivable	
Civil Defense and Disaster Control	133,021.00	Total	104,186,400	TOTAL	23,068,925.75
Environmental Inspection and Control		ISSUED AND OUTSTANDING		LIABILITIES RESERVES, AND SURPLUS	
Weights and Measures		School		Cash Liabilities	9,305,921.01
Correctional and Penal		Self-liquidating		Reserves For Receivables	5,356,619.66
Other Public Safety	19,000.00	Other		Surplus Dec. 31,	9,005,395.09
PUBLIC WORKS		Total	71,721,400.00	TOTAL	23,668,925.75
Roads and Bridges, Streets, Drainage	200,675.00	Equalized Valuation Basis			
State Aid Motor Vehicle Fund		for Net Debt Computation	15,227,022,163.33		
County Funds	1,321,339.00	CAPITAL OUTLAY TOTAL	14,367,061.00		
Other Roads and Bridges		Public Enterprises			
Public Buildings and Grounds	435,542.27	Recreation—Culture	351,521.24		
Other Public Works	1,257,911.00	Public Works	628,176.38		
HEALTH AND WELFARE		Buildings and Grounds	5,236,116.27		
County Health Department		Library and Education	1,327,147.97		
Mental Health Activities	3,915,663.59	Conservation	5,264,098.74		
Tubercular Patient Care		All Other			
County Hospitals, Homes					
County Aid to Hospitals					
Health Clinics	12,506.25				
Mosquito Extermination	8,312,371.13				
Health Services Except Environmental	7,917,154.73				
County Welfare Board	21,092.35				
Child Welfare	453,021.56				
Other Welfare Services					
RECREATION AND CONSERVATION					
Parks, Playgrounds, Shade Trees	1,175,377.00				
Land Reclamation and Conservation	15,061.40				
Other Recreational Services	6,000.00				

COUNTY ATLANTIC

COUNTY SEAT Mays Landing

Form of Government: *Board of Chosen Freeholders 9 Members

Number of Constituent Municipalities 23

Population Census 1980 194,119

Population Census 1990 224,327

Land Area - Square Miles 566.97

Net Value on which County Taxes are Apportioned 15,881,746,528

Tax Rate per \$100 .468

Tax Levy 74,320,701.30

Distribution of Ratables

Class	Line Items	Assessed Valuation	% of Valuation
Vacant Land	40,953	932,487,210	6.61
Residential	78,569	6,699,801,542	47.47
Farm	2,499	67,286,572	.48
Commercial	5,543	6,007,168,620	42.56
Industrial	147	115,288,010	.82
Apartments	469	292,717,770	2.06
TOTAL	128,180	14,114,749,724	100.00

Bond Ratings:

Moody's AAA

Standard & Poors A

*County Executive Plan - Optional County Charter Law, 1972



ATLANTIC COUNTY



0200
 Population 1980 845,323 Net Valuation Taxable
 Population 1990 825,380 63,656,663,243
 S & P Rating Net Valuation on Which County Taxes
 Moody Rating 4 A A are apportioned:
 Land Area 234.57 Sq. Miles 76,065,062,971

BERGEN COUNTY - Class 1
Form of Government:
County Exec. Plan - (O.C.C.L. - 1972)
Number of Members on Governing Body - 9

PER CAPITA: PER CENT:
 Gross Debt 402.76 Gross Debt .46
 Net Debt 338.91 Net Debt .39
 Debt Service 22.26
 Total Tax Levy 214.07
 County Functions: 382.63

EXPENDITURES		EXPENDITURES (cont'd.)		REVENUES REALIZED	
GENERAL GOVERNMENT		EDUCATION (excluding schools)		Property Taxes 176,686,736.00	
Governing Body and Public Boards	1,685,679.00	County Superintendent of Schools	259,723.00	Financial Business Tax	
County Clerk	2,318,831.00	Vocational Schools	14,284,100.00	Franchise Tax	
Financial Administration	13,353,715.72	County College	12,490,350.00	Bank Corp. Tax	
Board of Taxation	379,512.00	County Extension Services		Other Miscellaneous Taxes	
Planning, Housing, Development	1,505,008.00	Libraries		State Aid Revenues	14,652,969.34
Human Resources	11,313,651.96	Other Educational Services	3,595,756.60	Federal Aid Revenues	118,550.00
Elections	1,829,445.00	STATUTORY EXPENDITURES		State and Local Fiscal Assistance Act Utilized	
General Administration	39,577,698.00	Pensions and F.I.C.A.	17,633,201.00	Institutional Revenues	1,569,760.55
JUDICIARY		Employee Fringe Benefits	75,000.00	Courts	999,320.07
Superior Court-Law Division	6,013,037.00	Other Statutory Expenditures		County Clerk & Register	2,749,824.08
County Courts	220,072.00	Ceta & Other Public Employment Programs		Surrogate	608,248.12
County District Courts		COUNTY FUNCTIONS TOTAL	297,440,979.28	Sheriff	912,316.57
Juvenile and Domestic Relations Courts		CAPITAL IMPROVEMENTS *MEMO	2,100,000.00	Other Miscellaneous Revenues	107,551,770.41
Jury Commission and Jurors' Fees	504,805.00	DEBT SERVICE		Other Revenues, Revenue Sharing, Tax Effort	
Law Library	144,951.00	Principal Payments	9,905,000.00	TOTAL	305,849,495.14
Prosecutor's Office		Interest Payments	8,467,915.42	Prior Years Surplus Appropriated	23,500,000.00
Surrogate's Office	639,275.00	DEFERRED CHARGES	1,850.00	REVENUES TOTAL	329,349,495.14
Probation Office	4,340,455.00	RESERVE FOR UNCOLLECTED TAXES		CURRENT FINANCES DECEMBER 31,	
County Clerk (Judicial Functions)		EXPENDITURES TOTAL	315,915,744.70	ASSETS	
Sheriff's Office (Judicial Functions)		CAPITAL DEBT AUTHORIZED, DECEMBER 31,		Cash Dec. 31,	58,543,824.19
Other Judicial		ISSUED AND UNISSUED GROSS DEBT		Taxes Receivable	1,079,578.72
PUBLIC SAFETY		School		Emergencies and Other Deferred Charges	
County Police	16,776,051.00	Self-liquidating		State Aid Receivable	
Sheriff's Office	5,544,038.00	Other	332,427,765	Other Receivable	42,101.47
Civil Defense and Disaster Control	833,953.00	Total	332,427,765	TOTAL	59,665,504.38
Environmental Inspection and Control		ISSUED AND OUTSTANDING		LIABILITIES RESERVES, AND SURPLUS	
Weights and Measures	1,610,299.00	School		Cash Liabilities	32,089,687.38
Correctional and Penal	11,567,237.00	Self-liquidating		Reserves For Receivables	1,121,680.19
Other Public Safety		Other	251,745,000.00	Surplus Dec. 31,	26,454,136.81
PUBLIC WORKS		Total	251,745,000.00	TOTAL	59,665,504.38
Roads and Bridges, Streets, Drainage	99,575.00	Equalized Valuation Basis			
State Aid Motor Vehicle Fund		for Net Debt Computation	72,158,385,491.00		
County Funds	1,414,774.00	CAPITAL OUTLAY TOTAL	353,817.90		
Other Roads and Bridges		Public Enterprises			
Public Buildings and Grounds	1,144,062.00	Recreation—Culture			
Other Public Works		Public Works	300,570.30		
HEALTH AND WELFARE		Buildings and Grounds	30,263.31		
County Health Department	1,857,537.00	Library and Education	22,984.29		
Mental Health Activities	13,411,052.00	Conservation			
Tubercular Patient Care		All Other			
County Hospitals, Homes					
County Aid to Hospitals	34,219,115.00				
Health Clinics	63,730.00				
Mosquito Extermination	1,019,130.00				
Health Services Except Environmental	7,238,850.00				
County Welfare Board	2,163,165.00				
Child Welfare					
Other Welfare Services	3,754,855.00				
RECREATION AND CONSERVATION					
Parks, Playgrounds, Shade Trees	7,246,860.00				
Land Reclamation and Conservation	122,200.00				
Other Recreational Services					

COUNTY BERGEN

COUNTY SEAT Hackensack City

Form of Government: Board of Chosen Freeholders 9 members

Number of Constituent Municipalities 70

Population Census 1980 845,385

Population Census 1990 825,380

Land Area - Square Miles 234.57

Net Value on which County Taxes are Apportioned 76,065,062,971

Tax Rate per \$100 .232

Tax Levy 176,686,735.75

Distribution of Ratabies:

Class	Line Items	Assessed Valuation	% of Valuation
Vacant Land	10,768	1,617,897,625	2.55
Residential	227,157	44,782,941,564	70.70
Farm	226	32,208,450	.05
Commercial	10,696	9,237,189,822	14.58
Industrial	2,933	4,535,491,675	7.16
Apartments	1,659	3,140,173,039	4.96
TOTAL	253,439	63,345,902,175	100.00

Bond Ratings:

Moody's AAA

Standard & Poors --

BERGEN COUNTY



0300

Population 1980 **362,542**
 Population 1990 **395,066**
 S & P Rating **AA**
 Moody Rating **AA**
 Land Area **817.64** Sq. Miles

Net Valuation Taxable
12,284,842,006
 Net Valuation on Which County Tax
 are apportioned:
14,985,761,956

BURLINGTON COUNTY - Class 2
Form of Government:
Board of Chosen Freeholders
Number of Members on Governing Body - 5

PER CAPITA:
 Gross Debt **502.61**
 Net Debt **388.31**
 Debt Service **37.04**
 Total Tax Levy **219.56**
 County Functions: **289.14**

PER CENT:
 Gross Debt **1.42**
 Net Debt **1.10**

EXPENDITURES		EXPENDITURES (cont'd.)		REVENUES REALIZED	
GENERAL GOVERNMENT		EDUCATION (excluding schools)		Property Taxes	
Governing Body and Public Boards	2,613,156.11	County Superintendent of Schools	189,751.00		86,740,000.00
County Clerk	742,521.00	Vocational Schools	5,427,820.00	Financial Business Tax	
Financial Administration	663,724.00	County College	7,803,188.00	Franchise Tax	
Board of Taxation	149,858.00	County Extension Services	149,618.00	Bank Corp. Tax	
Planning, Housing, Development	70,000.00	Libraries		Other Miscellaneous Taxes	
Human Resources	3,486,863.76	Other Educational Services	4,172,329.00	State Aid Revenues	7,470,874.15
Elections	894,139.00	STATUTORY EXPENDITURES		Federal Aid Revenues	2,139,857.00
General Administration	6,965,625.00	Pensions and F.I.C.A.	5,679,536.04	State and Local Fiscal Assistance Act Utilized	2,473.08
JUDICIARY		Employee Fringe Benefits	4,147,225.00	Institutional Revenues	482,649.44
Superior Court-Law Division	1,943,654.00	Other Statutory Expenditures	150,000.00	Courts	233,555.57
County Courts	55,980.00	Ceta & Other Public Employment Programs		County Clerk & Register	2,910,089.54
County District Courts		COUNTY FUNCTIONS TOTAL	97,617,485.50	Surrogate	174,073.36
Juvenile and Domestic Relations Courts	547,532.00	CAPITAL IMPROVEMENTS *MEMO	4,335,830.67	Sheriff	321,756.84
Jury Commission and Jurors' Fees	174,160.00	DEBT SERVICE		Other Miscellaneous Revenues	12,707,401.72
Law Library	26,600.00	Principal Payments	7,717,000.00	Other Revenues, Revenue Sharing, Tax Effort	
Prosecutor's Office	3,268,627.00	Interest Payments	6,917,568.88	TOTAL	113,182,730.70
Surrogate's Office	209,050.00	DEFERRED CHARGES	1,975,637.94	Prior Years Surplus Appropriated	5,649,606.00
Probation Office	3,362,569.00	RESERVE FOR UNCOLLECTED TAXES		REVENUES TOTAL	118,832,336.70
County Clerk (Judicial Functions)	111,486.00	EXPENDITURES TOTAL	114,227,692.32	CURRENT FINANCES DECEMBER 31,	
Sheriff's Office (Judicial Functions)	256,749.00			ASSETS	
Other Judicial				Cash Dec. 31,	23,619,654.25
PUBLIC SAFETY		CAPITAL DEBT AUTHORIZED, DECEMBER 31,		Taxes Receivable	
County Police	289,582.72	ISSUED AND UNISSUED GROSS DEBT	NET DEBT	Emergencies and Other Deferred Charges	
Sheriff's Office	1,143,319.00	School		State Aid Receivable	3,691,431.96
Civil Defense and Disaster Control	2,313,277.00	Self-liquidating	43,236,000	Other Receivable	591,892.53
Environmental Inspection and Control		Other	155,326,691	TOTAL	27,902,978.74
Weights and Measures	871,058.00	Total	198,562,691	LIABILITIES RESERVES, AND SURPLUS	
Correctional and Penal	6,573,246.00	ISSUED AND OUTSTANDING		Cash Liabilities	14,286,632.62
Other Public Safety	237,699.00	School		Reserves For Receivables	591,892.53
PUBLIC WORKS		Self-liquidating	29,332,000.00	Surplus Dec. 31,	13,024,453.59
Roads and Bridges, Streets, Drainage	1,602,199.00	Other	92,713,000.00	TOTAL	27,902,978.74
State Aid Motor Vehicle Fund	38,500.00	Total	122,045,000.00		
County Funds	2,943,938.00	Equalized Valuation Basis for Net Debt Computation	13,952,676,457.00		
Other Roads and Bridges		CAPITAL OUTLAY TOTAL	48,430,489.91		
Public Buildings and Grounds	2,773,633.02	Public Enterprises	6,810,259.45		
Other Public Works		Recreation—Culture			
HEALTH AND WELFARE		Public Works	13,577,873.32		
County Health Department	2,322,939.00	Buildings and Grounds	26,470,145.19		
Mental Health Activities	4,694,416.00	Library and Education	1,572,211.95		
Tubercular Patient Care		Conservation			
County Hospitals, Homes	2,473.03	All Other			
County Aid to Hospitals	20,000.00				
Health Clinics	25,500.00				
Mosquito Extermination	909,204.00				
Health Services Except Environmental	1,100,206.00				
County Welfare Board	6,131,477.00				
Child Welfare	844,400.00				
Other Welfare Services	8,514,478.77				
RECREATION AND CONSERVATION					
Parks, Playgrounds, Shade Trees	961,478.00				
Land Reclamation and Conservation	10,000.00				
Other Recreational Services	20,531.00				

COUNTY BURLINGTON

COUNTY SEAT Mount Holly Township

Form of Government: Board of Chosen Freeholders 5 members

Number of Constituent Municipalities 40

Population Census 1980 362,542

Population Census 1990 395,066

Land Area - Square Miles 817.64

Net Value on which County Taxes are Apportioned 14,985,761,956

Tax Rate per \$100 .579

Tax Levy 86,740,000.00

Distribution of Ratables:

Class	Line Items	Assessed Valuation	% of Valuation
Vacant Land	23,149	552,825,415	4.55
Residential	106,312	8,613,107,741	70.80
Farm	5,292	263,019,257	2.17
Commercial	4,536	1,724,653,608	14.18
Industrial	618	591,123,768	4.86
Apartments	344	417,944,425	3.44
TOTAL	140,251	12,162,674,214	100.00

Bond Ratings:

Moody's AA

Standard & Poors AA



0400

Population 1980 471,650
 Population 1990 502,824
 S & P Rating
 Moody Rating AAA
 Land Area 222.01 Sq. Miles

Net Valuation Taxable
 8,271,710,964
 Net Valuation on Which County Taxes
 are apportioned:
 15,216,407,040

CAMDEN COUNTY - Class 2
Form of Government:
Board of Chosen Freeholders
Number of Members on Governing Body - 7

PER CAPITA:
 Gross Debt 280.61
 Net Debt 277.83
 Debt Service 36.72
 Total Tax Levy 299.61
 County Functions: 401.32

PER CENT:
 Gross Debt .96
 Net Debt .95

EXPENDITURES	EXPENDITURES (cont'd.)	REVENUES REALIZED
GENERAL GOVERNMENT	EDUCATION (excluding schools)	Property Taxes
Governing Body and Public Boards 2,575,593.00	County Superintendent of Schools 190,275.00	150,651,386.00
County Clerk 2,113,856.00	Vocational Schools 6,832,049.00	Financial Business Tax
Financial Administration 1,179,539.00	County College 5,617,500.00	Franchise Tax
Board of Taxation 142,264.00	County Extension Services 349,429.00	Bank Corp. Tax
Planning, Housing, Development 462,931.00	Libraries	Other Miscellaneous Taxes
Human Resources 3,853,455.92	Other Educational Services 3,683,394.00	State Aid Revenues 13,915,605.57
Elections 1,507,304.00	STATUTORY EXPENDITURES	Federal Aid Revenues 3,164,953.00
General Administration 14,720,495.45	Pensions and F.I.C.A. 10,588,505.33	State and Local Fiscal Assistance Act Utilized
JUDICIARY	Employee Fringe Benefits 8,598,272.00	Institutional Revenues 872,677.38
Superior Court-Law Division	Other Statutory Expenditures	Courts 559,686.56
County Courts 9,021,029.97	Ceto & Other Public Employment Programs	County Clerk & Register 2,979,607.43
County District Courts	COUNTY FUNCTIONS TOTAL 180,823,873.36	Surrogate 235,534.41
Juvenile and Domestic Relations Courts	CAPITAL IMPROVEMENTS *MEMO 639,750.00	Sheriff 551,291.95
Jury Commission and Jurors' Fees 356,142.00	DEBT SERVICE	Other Miscellaneous Revenues 23,308,171.16
Law Library 20,000.00	Principal Payments 10,370,000.00	Other Revenues, Revenue Shoring, Tax Effort
Prosecutor's Office 7,230,108.00	Interest Payments 8,094,627.18	TOTAL 196,238,913.46
Surrogate's Office 392,798.00	DEFERRED CHARGES 2,505,162.13	REVENUES TOTAL 206,238,913.46
Probation Office 6,166,566.00	RESERVE FOR UNCOLLECTED TAXES	CURRENT FINANCES DECEMBER 31,
County Clerk (Judicial Functions) 1,014,949.00	EXPENDITURES TOTAL 201,793,662.67	ASSETS
Sheriff's Office (Judicial Functions)	CAPITAL DEBT AUTHORIZED, DECEMBER 31,	Cash Dec. 31, 46,152,890.79
Other Judicial 543,950.20	ISSUED AND UNISSUED	Taxes Receivable
PUBLIC SAFETY	SCHOOL GROSS DEBT	Emergencies and Other Deferred Charges 844,397.17
County Police 4,553,032.00	School	State Aid Receivable 87,993.98
Sheriff's Office 6,725,206.43	Self-liquidating	Other Receivable 5,617,027.49
Civil Defense and Disaster Control	Other 141,097,355	TOTAL 52,702,309.43
Environmental Inspection and Control	Total 141,097,355	LIABILITIES RESERVES, AND SURPLUS
Weights and Measures 1,206,124.79	ISSUED AND OUTSTANDING	Cash Liabilities 29,767,476.65
Correctional and Penal 11,306,618.56	School	Reserves For Receivables 5,607,027.49
Other Public Safety	Self-liquidating	Surplus Dec. 31, 17,327,805.29
PUBLIC WORKS	Other	TOTAL 52,702,309.43
Roads and Bridges, Streets, Drainage 971,992.00	Total 128,561,000.00	
State Aid Motor Vehicle Fund	Equalized Valuation Basis	
County Funds 5,297,337.00	for Net Debt Computation 14,630,263,250.67	
Other Roads and Bridges	CAPITAL OUTLAY TOTAL 10,283,350.78	
Public Buildings and Grounds 35,000.00	Public Enterprises	
Other Public Works 965,442.20	Recreation—Culture	
HEALTH AND WELFARE	Public Works 5,766,224.94	
County Health Department 303,012.00	Buildings and Grounds 4,517,125.84	
Mental Health Activities 7,184,454.00	Library and Education	
Tubercular Patient Care 31,000.00	Conservation	
County Hospitals, Homes	All Other	
County Aid to Hospitals		
Health Clinics		
Mosquito Extermination 565,893.00		
Health Services Except Environmental 24,404,478.25		
County Welfare Board 16,085,516.00		
Child Welfare		
Other Welfare Services 7,793,305.00		
RECREATION AND CONSERVATION		
Parks, Playgrounds, Shode Trees 4,406,363.00		
Land Reclamation and Conservation 1,773,492.20		
Other Recreational Services		

COUNTY CAMDEN

COUNTY SEAT Camden City

Form of Government: Board of Chosen Freeholders 7 Members

Number of Constituent Municipalities 37

Population Census 1980 471,650

Population Census 1990 502,824

Land Area - Square Miles 222.01

Net Value on which County Taxes are Apportioned 15,216,407,040

Tax Rate per \$100 .990

Tax Levy 150,651,386.00

Distribution of Ratables:

Class	Line Items	Assessed Valuation	% of Valuation
Vacant Land	18,181	227,971,506	2.79
Residential	139,600	5,694,861,401	69.74
Farm	1,250	20,322,732	.25
Commercial	7,436	1,495,422,028	18.31
Industrial	721	362,680,801	4.44
Apartments	581	365,034,959	4.47
TOTAL	167,769	8,166,293,427	100.00

Bond Ratings:

Moody's AAA

Standard & Poors --



0500

Population 1980 82,266
 Population 1990 95,089
 S & P Rating A
 Moody Rating A
 Land Area 263.37 Sq. Miles

Net Valuation Taxable 10,005,014,979
 Net Valuation on Which County Taxe are apportioned: 9,818,984,924

CAPE MAY COUNTY - Class 6
Form of Government:
Board of Chosen Freeholders
Number of Members on Governing Body - 5

PER CAPITA:
 Gross Debt 3,166.22
 Net Debt 619.30
 Debt Service 58.87
 Total Tax Levy 441.67
 County Functions: 628.37

PER CENT:
 Gross Debt 3.17
 Net Debt .62

EXPENDITURES		EXPENDITURES (cont'd.)		REVENUES REALIZED	
GENERAL GOVERNMENT		EDUCATION (excluding schools)		Property Taxes	
Governing Body and Public Boards	819,790.13	County Superintendent of Schools	125,002.00	41,997,585.00	
County Clerk	597,250.00	Vocational Schools	2,857,796.00	Financial Business Tax	
Financial Administration	548,317.00	County College		Franchise Tax	
Board of Taxation	157,159.00	County Extension Services	263,801.00	Bank Corp. Tax	
Planning, Housing, Development	730,878.00	Libraries		Other Miscellaneous Taxes	
Human Resources	1,687,679.73	Other Educational Services	4,004,367.13	State Aid Revenues	
Elections	434,902.91	STATUTORY EXPENDITURES		Federal Aid Revenues	
General Administration	7,265,938.61	Pensions and F.I.C.A.	3,248,000.00	State and Local Fiscal Assistance Act Utilized	
JUDICIARY		Employee Fringe Benefits	3,626,500.00	Institutional Revenues	
Superior Court-Law Division	973,962.00	Other Statutory Expenditures	4,000.00	Courts	
County Courts	120,521.89	Ceta & Other Public Employment Programs		County Clerk & Register	
County District Courts		COUNTY FUNCTIONS TOTAL		Surrrogate	
Juvenile and Domestic Relations Courts		53,504,200.33		Sheriff	
Jury Commission and Jurors' Fees	263,837.00	CAPITAL IMPROVEMENTS *MEMO		Other Miscellaneous Revenues	
Law Library	13,012.00	800,000.00		Other Revenues, Revenue Sharing, Tax Effort	
Prosecutor's Office	1,603,566.00	DEBT SERVICE		TOTAL	
Surrrogate's Office	203,900.00	Principal Payments		57,666,263.69	
Probation Office	833,915.00	Interest Payments		Prior Years Surplus Appropriated	
County Clerk (Judicial Functions)	434,137.00	DEFERRED CHARGES		REVENUES TOTAL	
Sheriff's Office (Judicial Functions)	9,425.00	648,613.23		63,491,263.69	
Other Judicial		RESERVE FOR UNCOLLECTED TAXES		CURRENT FINANCES DECEMBER 31,	
PUBLIC SAFETY		EXPENDITURES TOTAL		ASSETS	
County Police	1,339,940.83	59,750,913.44		Cash Dec. 31,	
Sheriff's Office	695,878.00	CAPITAL DEBT AUTHORIZED, DECEMBER 31,		12,863,063.33	
Civil Defense and Disaster Control	113,979.09	ISSUED AND UNISSUED GROSS DEBT		Taxes Receivable	
Environmental Inspection and Control	234,920.99	SCHOOL		652,921.96	
Weights and Measures	164,539.47	Self-liquidating		Emergencies and Other Deferred Charges	
Correctional and Penal	2,505,987.00	Other		60,000.00	
Other Public Safety	65,394.00	Total		301,073,146	
PUBLIC WORKS		53,388,146		State Aid Receivable	
Roads and Bridges, Streets, Drainage		ISSUED AND OUTSTANDING		Other Receivable	
State Aid Motor Vehicle Fund		SCHOOL		TOTAL	
County Funds	4,062,907.31	Self-liquidating		2,572,621.29	
Other Roads and Bridges		Other		16,148,670.58	
Public Buildings and Grounds	761,410.00	Total		LIABILITIES RESERVES, AND SURPLUS	
Other Public Works		260,309,000.00		Cash Liabilities	
HEALTH AND WELFARE		260,309,000.00		3,220,543.25	
County Health Department	136,370.21	Equalized Valuation Basis		Reserves For Receivables	
Mental Health Activities	1,515,572.20	for Net Debt Computation		7,476,407.51	
Tubercular Patient Care		9,503,973,392.00		Surplus Dec. 31,	
County Hospitals, Homes		CAPITAL OUTLAY TOTAL		TOTAL	
County Aid to Hospitals	16,000.00	9,727,103.15		16,148,606.53	
Health Clinics		Public Enterprises		LIABILITIES RESERVES, AND SURPLUS	
Masquita Extermination	1,265,200.00	Recreation—Culture		Cash Liabilities	
Health Services Except Environmental	5,344,930.22	Public Works		3,220,543.25	
County Welfare Board	1,365,335.10	Buildings and Grounds		Reserves For Receivables	
Child Welfare	790,801.36	Library and Education		7,476,407.51	
Other Welfare Services	1,115,671.00	Conservation		Surplus Dec. 31,	
RECREATION AND CONSERVATION		All Other		TOTAL	
Parks, Playgrounds, Shade Trees	951,300.00			16,148,606.53	
Land Reclamation and Conservation	54,041.10				
Other Recreational Services	265,559.00				

COUNTY CAPE MAY

COUNTY SEAT Cape May Court House

Form of Government: Board of Chosen Freeholders 5 Members

Number of Constituent Municipalities 16

Population Census 1980 82,266

Population Census 1990 95,089

Land Area - Square Miles 263.37

Net Value on which County Taxes are Apportioned 9,818,984,924

Tax Rate per \$100 .428

Tax Levy 41,997,585.00

Distribution of Ratables:

Class	Line Items	Assessed Valuation	% of Valuation
Vacant Land	17,552	487,183,827	4.90
Residential	63,479	7,904,692,149	79.44
Farm	776	17,730,890	.18
Commercial	3,916	1,263,639,315	12.70
Industrial	40	15,891,500	.16
Apartments	991	260,811,864	.262
TOTAL	86,754	9,949,949,545	100.00

Bond Ratings:

Moody's A

Standard & Poors A



CAPE MAY COUNTY



0500

Population 1980 132,865
 Population 1990 133,053
 S & P Rating A
 Moody Rating A
 Land Area 501.73 Sq Miles

Net Valuation Taxable 2,677,996,458
 Net Valuation on Which County Taxes are apportioned: 3,059,613,428

CUMBERLAND COUNTY - CLASS 3
 Form of Government:
Board of Chosen Freeholders
 Number of Members on Governing Body - 7

PER CAPITA:
 Gross Debt 463.58
 Net Debt 230.19
 Debt Service 29.64
 Total Tax Levy 235.57
 County Functions: 444.97

PER CENT:
 Gross Debt 2.21
 Net Debt 1.10

EXPENDITURES		EXPENDITURES (cont'd.)		REVENUES REALIZED	
GENERAL GOVERNMENT		EDUCATION (excluding schools)		Property Taxes	
Governing Body and Public Boards	3,299,307.35	County Superintendent of Schools	146,739.00		32,521,612.69
County Clerk	377,073.00	Vocational Schools	573,724.00	Financial Business Tax	
Financial Administration	533,403.00	County College	1,331,523.00	Franchise Tax	
Board of Taxation	71,000.00	County Extension Services	309,234.00	Bank Corp. Tax	
Planning, Housing, Development	454,410.00	Libraries	335,758.00	Other Miscellaneous Taxes	
Human Resources	1,743,327.30	Other Educational Services	6,438,007.40	State Aid Revenues	8,005,106.88
Elections	302,673.20	STATUTORY EXPENDITURES		Federal Aid Revenues	7,443,723.00
General Administration	1,832,835.95	Pensions and F.I.C.A.	2,343,000.00	State and Local Fiscal Assistance Act Utilized	5,000.00
JUDICIARY		Employee Fringe Benefits	2,430,945.25	Institutional Revenues	5,378,780.55
Superior Court-Law Division	773,921.00	Other Statutory Expenditures	192,300.00	Courts	83,927.15
County Courts	1,675,442.00	Ceta & Other Public Employment Programs		County Clerk & Register	644,922.49
County District Courts		COUNTY FUNCTIONS TOTAL	57,300,172.86	Surrogate	78,506.26
Juvenile and Domestic Relations Courts		CAPITAL IMPROVEMENTS *MEMO	178,000.00	Sheriff	99,763.38
Jury Commission and Jurors' Fees	132,330.00	DEBT SERVICE		Other Miscellaneous Revenues	6,396,336.15
Law Library	20,500.00	Principal Payments	2,580,500.00	Other Revenues, Revenue Sharing, Tax Effort	
Prosecutor's Office	1,275,834.00	Interest Payments	1,511,509.51	TOTAL	60,662,573.55
Surrogate's Office	101,655.00	DEFERRED CHARGES	37,727.01	REVENUES TOTAL	63,184,133.57
Probation Office	1,264,272.00	RESERVE FOR UNCOLLECTED TAXES			
County Clerk (Judicial Functions)	224,387.00	EXPENDITURES TOTAL	61,429,909.38	CURRENT FINANCES DECEMBER 31,	
Sheriff's Office (Judicial Functions)	530,800.00			ASSETS	
Other Judicial		CAPITAL DEBT AUTHORIZED, DECEMBER 31,		Cash Dec. 31,	9,126,718.33
PUBLIC SAFETY		ISSUED AND UNISSUED	GROSS DEBT	Taxes Receivable	
County Police	256,646.26	School		Emergencies and Other Deferred Charges	5,462.60
Sheriff's Office	942,110.00	Self-liquidating		State Aid Receivable	
Civil Defense and Disaster Control	67,156.00	Other	63,998,652	Other Receivable	1,087,547.00
Environmental Inspection and Control		Total	63,998,652	TOTAL	10,219,727.93
Weights and Measures	121,637.00	ISSUED AND OUTSTANDING		LIABILITIES RESERVES, AND SURPLUS	
Correctional and Penal	4,857,637.00	School		Cash Liabilities	5,761,228.95
Other Public Safety	3,000.00	Self-liquidating		Reserves For Receivables	1,087,547.00
PUBLIC WORKS		Other		Surplus Dec. 31,	3,370,951.98
Roads and Bridges, Streets, Drainage	359,525.00	Total	63,425,000.00	TOTAL	10,219,727.93
State Aid Motor Vehicle Fund		Equalized Valuation Basis			
County Funds	1,343,450.00	for Net Debt Computation	2,900,487,097.33		
Other Roads and Bridges		CAPITAL OUTLAY TOTAL	4,592,097.58		
Public Buildings and Grounds	1,161,121.00	Public Enterprises			
Other Public Works	143,300.00	Recreation—Culture			
HEALTH AND WELFARE		Public Works	2,841,284.60		
County Health Department	125,177.60	Buildings and Grounds	1,600,200.83		
Mental Health Activities	2,587,235.00	Library and Education	150,612.10		
Tubercular Patient Care		Conservation			
County Hospitals, Homes	5,231,972.00	All Other			
County Aid to Hospitals	98,000.00				
Health Clinics					
Mosquito Extermination	323,910.00				
Health Services Except Environmental	1,610,834.15				
County Welfare Board	5,906,247.85				
Child Welfare					
Other Welfare Services	974,339.15				
RECREATION AND CONSERVATION					
Parks, Playgrounds, Shade Trees	17,755.85				
Land Reclamation and Conservation	117,000.00				
Other Recreational Services	55,170.00				

COUNTY Cumberland

COUNTY SEAT Bridgeton City

Form of Government: Board of Chosen Freeholders 7 Members

Number of Constituent Municipalities 14

Population Census 1980 132,866

Population Census 1990 138,053

Land Area - Square Miles 501.73

Net Value on which County Taxes are Apportioned 3,059,613,428

Tax Rate per \$100 1.06

Tax Levy 32,521,612.69

Distribution of Ratables:

Class	Line Items	Assessed Valuation	% of Valuation
Vacant Land	18,075	126,978,189	4.81
Residential	34,977	1,718,788,116	65.89
Farm	4,439	124,189,692	4.70
Commercial	2,538	385,527,925	14.61
Industrial	261	176,276,371	6.68
Apartments	149	87,249,600	3.31
TOTAL	60,439	2,639,009,893	100.00

Bond Ratings:

Moody's A

Standard & Poor's A



CUMBERLAND COUNTY



Population 1980 851,116

Population 1990 778,206

S & P Rating

Moody Rating AAA

Land Area 127.44

Sq. Miles 34,419,309,961

Net Valuation Taxable

15,691,100,300

Net Valuation on Which County Taxes

are apportioned:

ESSEX COUNTY - Class 1

Form of Government:

County Exec. Plan - (O.C.C.L - 1972)

Number of Members on Governing Body - 9

PER CAPITA:

Gross Debt

Net Debt

Debt Service

Total Tax Levy

County Functions:

621.68

267.29

41.84

282.05

484.11

PER CENT:

Gross Debt

Net Debt

1.48

.64

EXPENDITURES	EXPENDITURES (cont'd.)			REVENUES REALIZED	
GENERAL GOVERNMENT				Property Taxes	
Governing Body and Public Boards	1,037,381.00	EDUCATION (excluding schools)			219,495,946.04
County Clerk	2,144,336.00	County Superintendent of Schools	324,477.00	Financial Business Tax	
Financial Administration	2,392,823.00	Vocational Schools	7,910,000.00	Franchise Tax	2,200,331.44
Board of Taxation	372,907.00	County College	10,222,375.00	Bank, Corp. Tax	
Planning, Housing, Development	2,291,552.00	County Extension Services		Other Miscellaneous Taxes	
Human Resources	2,165,755.00	Libraries	5,000.00	State Aid Revenues	71,745,117.08
Elections	2,654,201.00	Other Educational Services	3,357,172.00	Federal Aid Revenues	4,866,818.00
General Administration	31,031,715.60	STATUTORY EXPENDITURES		State and Local Fiscal Assistance Act Utilized	
JUDICIARY		Pensions and F.I.C.A.	26,063,352.20	Institutional Revenues	4,386,677.03
Superior Court-Law Division		Employee Fringe Benefits	18,017,828.00	Courts	1,190,193.13
County Courts	18,027,333.00	Other Statutory Expenditures		County Clerk & Register	4,417,838.62
County District Courts		Ceta & Other Public Employment Programs		Surrogate	
Juvenile and Domestic Relations Courts		COUNTY FUNCTIONS TOTAL	343,442,441.13	Sheriff	992,832.70
Jury Commission and Jurors' Fees	1,520,454.00	CAPITAL IMPROVEMENTS *MEMO	9,108,000.00	Other Miscellaneous Revenues	55,998,991.85
Law Library	149,132.00	DEBT SERVICE		Other Revenues, Revenue Sharing, Tax Effort	
Prosecutor's Office	14,305,141.00	Principal Payments	23,840,888.82	TOTAL	365,294,745.89
Surrogate's Office	822,856.00	Interest Payments	8,715,645.32	Prior Years Surplus Appropriated	5,044,000.00
Probation Office		DEFERRED CHARGES	734,737.04	REVENUES TOTAL	370,338,745.89
County Clerk (Judicial Functions)	3,338,070.00	RESERVE FOR UNCOLLECTED TAXES			
Sheriff's Office (Judicial Functions)		EXPENDITURES TOTAL	376,733,712.37	CURRENT FINANCES DECEMBER 31,	
Other Judicial				ASSETS	
PUBLIC SAFETY		CAPITAL DEBT AUTHORIZED, DECEMBER 31,		Cash Dec. 31,	9,646,046.02
County Police	5,630,608.10	ISSUED AND UNISSUED		Taxes Receivable	396,615.64
Sheriff's Office	15,608,420.00	School		Emergencies and Other Deferred Charges	12,036,594.28
Civil Defense and Disaster Control		Self-liquidating		State Aid Receivable	
Environmental Inspection and Control		Other	433,798,454	Other Receivable	3,130,325.19
Weights and Measures	1,524,357.00	Total	483,798,464	TOTAL	25,209,581.13
Correctional and Penal	26,587,234.00			LIABILITIES RESERVES, AND SURPLUS	
Other Public Safety	3,000.00	ISSUED AND OUTSTANDING		Cash Liabilities	21,390,895.48
PUBLIC WORKS		School		Reserves For Receivables	3,526,940.83
Roads and Bridges, Streets, Drainage	1,209,940.00	Self-liquidating		Surplus Dec. 31,	291,744.82
State Aid Motor Vehicle Fund		Other		TOTAL	25,209,581.13
County Funds	6,610,953.00	Total	410,319,391.10		
Other Roads and Bridges		Equalized Valuation Basis			
Public Buildings and Grounds	12,873,708.50	for Net Debt Computation	32,610,654,002.67		
Other Public Works	3,440,601.00	CAPITAL OUTLAY TOTAL	149,136,197.72		
HEALTH AND WELFARE		Public Enterprises			
County Health Department	736,930.00	Recreation—Culture	2,835,405.53		
Mental Health Activities	3,010,303.00	Public Works	30,152,936.72		
Tubercular Patient Care		Buildings and Grounds	114,623,511.90		
County Hospitals, Homes	28,279,155.00	Library and Education	1,574,343.57		
County Aid to Hospitals		Conservation			
Health Clinics		All Other			
Mosquito Extermination					
Health Services Except Environmental	3,219,576.00				
County Welfare Board	29,353,749.73				
Child Welfare	10,201,405.00				
Other Welfare Services	36,020,234.00				
RECREATION AND CONSERVATION					
Parks, Playgrounds, Shade Trees	10,723,671.00				
Land Reclamation and Conservation					
Other Recreational Services	224,600.00				

COUNTY Essex

COUNTY SEAT Newark City

Form of Government: *Board of Chosen Freeholders 9 Members

Number of Constituent Municipalities 22

Population Census 1980 851,116

Population Census 1990 778,206

Land Area - Square Miles 127.44

Net Value on which County Taxes are Apportioned 34,419,309,961

Tax Rate per \$100 .638

Tax Levy 219,495,946.04

Distribution of Ratables:

Class	Line Items	Assessed Valuation	% of Valuation
Vacant Land	8,939	273,895,100	1.76
Residential	140,946	10,689,267,300	68.73
Farm	41	2,550,000	.01
Commercial	11,364	2,631,807,500	16.92
Industrial	2,395	1,293,642,900	8.33
Apartments	2,920	660,518,200	4.25
TOTAL	166,605	15,551,681,000	100.00

Bond Ratings:

Moody's AAA

Standard & Poors ----

*County Executive Plan - Optional County Charter Law, 1972



ESSEX COUNTY



0300
 Population 1980 199,917
 Population 1990 230,082
 S & P Rating AA-
 Moody Rating A1
 Land Area 323.36 Sq. Miles

Net Valuation Taxable
 5,119,860,908
 Net Valuation on Which County Taxes
 are apportioned:
 6,926,641,033

GLOUCESTER COUNTY Class 3
 Form of Government:
Board of Chosen Freeholders
 Number of Members on Governing Body - 7

PER CAPITA:
 Gross Debt 287.64
 Net Debt 232.95
 Debt Service 37.03
 Total Tax Levy 235.54
 County Functions: 331.96

PER CENT:
 Gross Debt 1.01
 Net Debt .82

EXPENDITURES	EXPENDITURES (cont'd.)	REVENUES REALIZED
GENERAL GOVERNMENT	EDUCATION (excluding schools)	Property Taxes
Governing Body and Public Boards 671,174.00	County Superintendent of Schools 168,430.00	54,192,604.00
County Clerk 407,010.00	Vocational Schools 2,327,696.00	Financial Business Tax
Financial Administration 401,190.00	County College 5,551,452.00	Franchise Tax
Board of Taxation 135,953.00	County Extension Services 222,217.00	Bank Corp. Tax
Planning, Housing, Development 954,220.00	Libraries	Other Miscellaneous Taxes
Human Resources 1,404,428.10	Other Educational Services 1,516,685.00	State Aid Revenues 2,931,434.10
Elections 751,698.00	STATUTORY EXPENDITURES	Federal Aid Revenues 1,082,478.00
General Administration 6,591,409.00	Pensions and F.I.C.A. 3,312,907.00	State and Local Fiscal Assistance Act Utilized
JUDICIARY	Employee Fringe Benefits 3,332,800.00	Institutional Revenues 331,038.26
Superior Court-Low Division 861,322.00	Other Statutory Expenditures	Courts 76,138.50
County Courts 573,734.00	Ceta & Other Public Employment Programs	County Clerk & Register 1,776,463.82
County District Courts	COUNTY FUNCTIONS TOTAL 67,847,279.29	Surrogate 107,919.50
Juvenile and Domestic Relations Courts 175,569.00	CAPITAL IMPROVEMENTS *MEMO 350,000.00	Sheriff 236,207.86
Jury Commission and Jurors' Fees 103,450.00	DEBT SERVICE	Other Miscellaneous Revenues 15,489,966.26
Law Library	Principal Payments 4,725,000.00	Other Revenues, Revenue Sharing, Tax Effort
Prosecutor's Office 2,254,056.00	Interest Payments 3,793,981.13	TOTAL 76,224,250.30
Surrogate's Office 235,555.00	DEFERRED CHARGES 12,507.22	Prior Years Surplus Appropriated 6,902,000.00
Praboton Office 2,627,675.00	RESERVE FOR UNCOLLECTED TAXES	REVENUES TOTAL 83,126,250.30
County Clerk (Judicial Functions) 565,465.00	EXPENDITURES TOTAL 76,378,767.64	CURRENT FINANCES DECEMBER 31,
Sheriff's Office (Judicial Functions)	CAPITAL DEBT AUTHORIZED, DECEMBER 31,	ASSETS
Other Judicial	ISSUED AND UNISSUED GROSS DEBT	Cash Dec. 31, 20,755,238.84
PUBLIC SAFETY	School	Taxes Receivable 2,409,493.07
County Police 243,245.00	Self-liquidating	Emergencies and Other Deferred Charges 20,000.00
Sheriff's Office 1,657,746.00	Other 66,181,484	State Aid Receivable
Civil Defense and Disaster Control 87,081.00	Total 66,181,484	Other Receivable 2,564,095.27
Environmental Inspection and Control 108,500.00	ISSUED AND OUTSTANDING	TOTAL 25,748,827.18
Weights and Measures 522,540.00	School	LIABILITIES RESERVES, AND SURPLUS
Correctional and Penal 3,347,062.00	Self-liquidating	Cash Liabilities 9,702,006.74
Other Public Safety 61,507.00	Other 63,000,995.05	Reserves For Receivables 2,409,493.07
PUBLIC WORKS	Total 63,000,995.05	Surplus Dec. 31, 13,637,327.37
Roads and Bridges, Streets, Drainage 1,077,195.00	Equalized Valuation Basis for Net Debt Computation 6,533,168,878.33	TOTAL 25,748,827.18
State Aid Motor Vehicle Fund 3,450,167.00	CAPITAL OUTLAY TOTAL 5,977,090.46	
County Funds 3,149,878.00	Public Enterprises	
Other Roads and Bridges 1,257,887.00	Recreation—Culture 170,654.02	
Public Buildings and Grounds 3,149,878.00	Public Works 2,236,470.06	
Other Public Works 1,257,887.00	Buildings and Grounds 3,493,244.78	
HEALTH AND WELFARE	Library and Education 76,721.60	
County Health Department 204,641.00	Conservation	
Mental Health Activities 2,635,000.00	All Other	
Tubercular Patient Care 17,500.00		
County Hospitals, Homes		
County Aid to Hospitals 17,500.00		
Health Clinics 620,000.00		
Masquito Extermination 2,417,071.00		
Health Services Except Environmental 9,653,527.19		
County Welfare Board 37,000.00		
Child Welfare 635,921.00		
Other Welfare Services 635,921.00		
RECREATION AND CONSERVATION		
Parks, Playgrounds, Shode Trees 881,970.00		
Land Reclamation and Conservation 9,216.00		
Other Recreational Services 9,216.00		

COUNTY GLOUCESTER

COUNTY SEAT Woodbury City

Form of Government: Board of Chosen Freeholders 7 Members

Number of Constituent Municipalities 24

Population Census 1980 199,917

Population Census 1990 230,082

Land Area - Square Miles 328.36

Net Value on which County Taxes are Apportioned 6,926,641,033

Tax Rate per \$100 .782

Tax Levy 54,192,604.00

Distribution of Ratables:

Class	Line Items	Assessed Valuation	% of Valuation
Vacant Land	16,430	236,126,540	4.67
Residential	61,281	3,231,514,710	63.87
Farm	4,970	138,061,200	2.73
Commercial	3,250	890,735,100	17.60
Industrial	172	447,297,600	8.84
Apartments	168	115,929,800	2.29
TOTAL	86,271	5,059,664,950	100.00

Bond Ratings:

Moody's A1

Standard & Poors AA



GLOUCESTER COUNTY



0900
 Population 1980 556,972
 Population 1990 553,099
 S & P Rating A+
 Moody Rating AAA
 Land Area 46.42 Sq. Miles

Net Valuation Taxable
 15,106,364,704
 Net Valuation on Which County Taxes
 are apportioned:
 21,280,041,590

HUDSON COUNTY - Class 1
Form of Government:
County Exec. Plan - (O.C.C.L. - 1972)
Number of Members on Governing Body - 9

PER CAPITA:
 Gross Debt 411.23
 Net Debt 102.87
 Debt Service 7.93
 Total Tax Levy 230.39
 County Functions: 383.62

PER CENT:
 Gross Debt 1.15
 Net Debt .29

EXPENDITURES	EXPENDITURES (cont'd.)	REVENUES REALIZED
GENERAL GOVERNMENT	EDUCATION (excluding schools)	Property Taxes
Governing Body and Public Boards 711,013.00	County Superintendent of Schools 139,622.00	127,429,424.04
County Clerk 1,370,163.00	Vocational Schools 8,933,573.00	Financial Business Tax
Financial Administration 1,032,527.00	County College 3,375,039.00	Franchise Tax
Board of Taxation	County Extension Services	Bank Corp. Tax
Planning, Housing, Development 709,341.00	Libraries	Other Miscellaneous Taxes
Human Resources 8,370,132.01	Other Educational Services 4,475,797.00	State Aid Revenues 15,747,068.30
Elections 2,475,652.00	STATUTORY EXPENDITURES	Federal Aid Revenues 4,095,763.00
General Administration 10,089,442.00	Pensions and F.I.C.A. 19,354,787.00	State and Local Fiscal Assistance Act Utilized
JUDICIARY	Employee Fringe Benefits 10,793,750.00	Institutional Revenues 23,963,427.35
Superior Court-Law Division	Other Statutory Expenditures 50,000.00	Courts 601,421.46
County Courts 5,413,505.00	Ceta & Other Public Employment Programs	County Clerk & Register 2,595,673.77
County District Courts	COUNTY FUNCTIONS TOTAL 207,342,734.01	Surrogate 196,889.81
Juvenile and Domestic Relations Courts	CAPITAL IMPROVEMENTS *MEMO 300,000.00	Sheriff 451,487.53
Jury Commission and Jurors' Fees 462,743.00	DEBT SERVICE	Other Miscellaneous Revenues 33,106,188.15
Law Library	Principal Payments 2,125,000.00	Other Revenues, Revenue Sharing, Tax Effort
Prosecutor's Office 3,791,824.00	Interest Payments 2,251,153.00	TOTAL 203,197,345.41
Surrogate's Office 540,332.00	DEFERRED CHARGES 451,080.01	Prior Years Surplus Appropriated 12,800,000.00
Probation Office 4,383,005.00	RESERVE FOR UNCOLLECTED TAXES	REVENUES TOTAL 220,997,345.41
County Clerk (Judicial Functions) 1,302,434.00	EXPENDITURES TOTAL 212,179,967.02	CURRENT FINANCES DECEMBER 31,
Sheriff's Office (Judicial Functions) 1,355,632.00	CAPITAL DEBT AUTHORIZED, DECEMBER 31,	ASSETS
Other Judicial	ISSUED AND UNISSUED GROSS DEBT NET DEBT	Cash Dec. 31, 52,436,005.56
PUBLIC SAFETY	School 4,340,000	Taxes Receivable
County Police 5,059,237.00	Self-liquidating 100,000,000	Emergencies and Other Deferred Charges 175,000.00
Sheriff's Office 2,655,247.00	Other 123,117,320	State Aid Receivable
Civil Defense and Disaster Control 1,454,430.00	Total 227,452,320	Other Receivable 15,845,979.75
Environmental Inspection and Control 2,500.00	ISSUED AND OUTSTANDING	TOTAL 68,506,985.31
Weights and Measures 1,170,113.00	School 4,340,000.00	LIABILITIES RESERVES, AND SURPLUS
Correctional and Penal 12,249,820.00	Self-liquidating	Cash Liabilities 41,541,701.67
Other Public Safety 6,000.00	Other 32,123,220.90	Reserves For Receivables 2,397,665.33
PUBLIC WORKS	Total 36,463,220.90	Surplus Dec 31, 24,067,617.81
Roads and Bridges, Streets, Drainage	Equalized Valuation Basis	TOTAL 63,506,935.31
State Aid Motor Vehicle Fund	for Net Debt Computation 19,805,630,455.33	
County Funds 2,062,130.00	CAPITAL OUTLAY TOTAL 4,705,376.43	
Other Roads and Bridges	Public Enterprises 217,250.00	
Public Buildings and Grounds 3,765,940.00	Recreation—Culture 1,727,596.04	
Other Public Works	Public Works 4,154,308.33	
HEALTH AND WELFARE	Buildings and Grounds 522,221.56	
County Health Department 245,396.00	Library and Education 24,000.00	
Mental Health Activities 14,399,852.00	Conservation	
Tubercular Patient Care	All Other	
County Hospitals, Homes		
County Aid to Hospitals		
Health Clinics 134,279.00		
Mosquito Extermination		
Health Services Except Environmental 41,365,579.00		
County Welfare Board 26,333,741.00		
Child Welfare 125,000.00		
Other Welfare Services 187,216.00		
RECREATION AND CONSERVATION		
Parks, Playgrounds, Shade Trees 2,940,435.00		
Land Reclamation and Conservation 263,692.00		
Other Recreational Services 13,500.00		

COUNTY HUDSON

COUNTY SEAT Jersey City

Form of Government: *Board of Chosen Freeholders 9 Members

Number of Constituent Municipalities 12

Population Census 1980 556,972

Population Census 1990 553,099

Land Area - Square Miles 46.42

Net Value on which County Taxes are Approtioned 21,280,041,590

Tax Rate \$100 .599

Tax Levy 127,429,424.04

Distribution of Ratables:

Class	Line Items	Assessed Valuation	% of Valuation
Vacant Land	7,234	851,089,140	5.68
Residential	77,231	6,473,834,094	43.14
Farm	---	---	---
Commercial	10,450	3,164,990,305	21.09
Industrial	2,517	3,280,577,925	21.86
Apartments	4,369	1,235,694,955	8.23
TOTAL	101,801	15,006,186,419	100.00

Bond Ratings:

Moody's AAA

Standard & Poors A+

*County Executive Plan - Optional County Charter Law,1972



HUDSON COUNTY



1000

Population 1980 87,361
 Population 1990 107,776
 S & P Rating
 Moody Rating AA
 Land Area 429.60 Sq. Miles

Net Valuation Taxable
 6,847,511,558
 Net Valuation on Which County Taxes
 are apportioned:
 8,399,763,322

HUNTERDON COUNTY - Class 3
 Form of Government:
Board of Chosen Freeholders
 Number of Members on Governing Body - 3

PER CAPITA:
 Gross Debt 389.25
 Net Debt 389.25
 Debt Service 52.47
 Total Tax Levy 269.08
 County Functions: 324.09

PER CENT:
 Gross Debt .54
 Net Debt .54

EXPENDITURES	EXPENDITURES (cont'd.)	REVENUES REALIZED
GENERAL GOVERNMENT	EDUCATION (excluding schools)	Property Taxes 29,000,000.00
Governing Body and Public Boards 835,303.00	County Superintendent of Schools 143,255.00	Financial Business Tax
County Clerk 450,354.00	Vocational Schools 2,573,173.00	Franchise Tax
Financial Administration 373,755.00	County College	Bank Corp. Tax
Board of Taxation 128,677.00	County Extension Services 162,436.00	Other Miscellaneous Taxes
Planning, Housing, Development 453,334.00	Libraries	State Aid Revenues 2,234,516.34
Human Resources 946,761.19	Other Educational Services 255,809.00	Federal Aid Revenues
Elections 264,050.00	STATUTORY EXPENDITURES	State and Local Fiscal Assistance Act Utilized
General Administration 2,583,054.00	Pensions and F.I.C.A. 1,797,000.00	Institutional Revenues 255,691.75
JUDICIARY	Employee Fringe Benefits 1,167,000.00	Courts 13,082.93
Superior Court-Law Division 393,010.00	Other Statutory Expenditures	County Clerk & Register 525,606.88
County Courts 104,445.00	Ceta & Other Public Employment Programs	Surrogate 62,042.51
County District Courts	COUNTY FUNCTIONS TOTAL 29,255,416.19	Sheriff 114,519.76
Juvenile and Domestic Relations Courts	CAPITAL IMPROVEMENTS *MEMO 2,750,000.00	Other Miscellaneous Revenues 4,640,014.58
Jury Commission and Jurors' Fees 116,711.00	DEBT SERVICE	Other Revenues, Revenue Sharing, Tax Effort
Law Library 63,823.00	Principal Payments 4,025,000.00	TOTAL 36,845,474.75
Prosecutor's Office 1,244,130.00	Interest Payments 1,630,462.66	Prior Years Surplus Appropriated
Surrogate's Office 142,753.00	DEFERRED CHARGES 13,669.86	REVENUES TOTAL 40,587,158.61
Probation Office 1,146,896.00	RESERVE FOR UNCOLLECTED TAXES	CURRENT FINANCES DECEMBER 31,
County Clerk (Judicial Functions) 27,790.00	EXPENDITURES TOTAL 34,929,548.71	ASSETS
Sheriff's Office (Judicial Functions) 53,000.00	CAPITAL DEBT AUTHORIZED, DECEMBER 31,	Cash Dec. 31, 14,976,586.86
Other Judicial 63,000.00	ISSUED AND UNISSUED GROSS DEBT NET DEBT	Taxes Receivable 782,454.76
PUBLIC SAFETY	School	Emergencies and Other Deferred Charges 423.89
County Police 734,948.00	Self-liquidating	State Aid Receivable
Sheriff's Office 603,746.00	Other 41,951,381	Other Receivable 1,462,007.67
Civil Defense and Disaster Control 29,162.00	Total 41,951,381	TOTAL 17,221,473.18
Environmental Inspection and Control 7,575.00	ISSUED AND OUTSTANDING	LIABILITIES RESERVES, AND SURPLUS
Weights and Measures 32,836.00	School	Cash Liabilities
Correctional and Penal 1,330,685.00	Self-liquidating	Reserves For Receivables 2,244,462.43
Other Public Safety 33,775.00	Other	Surplus Dec. 31, 10,461,668.76
PUBLIC WORKS	Total 21,025,000.00	TOTAL 17,221,473.18
Roads and Bridges, Streets, Drainage 592,517.00	Equalized Valuation Basis	
State Aid Motor Vehicle Fund 3,456,620.00	for Net Debt Computation 7,793,563,109.33	
County Funds	CAPITAL OUTLAY TOTAL 14,738,111.77	
Other Roads and Bridges	Public Enterprises	
Public Buildings and Grounds 1,023,317.00	Recreation—Culture 152,594.17	
Other Public Works 401,442.00	Public Works 3,108,518.49	
HEALTH AND WELFARE	Buildings and Grounds 11,476,999.11	
County Health Department 91,374.00	Library and Education	
Mental Health Activities 1,328,555.00	Conservation	
Tubercular Patient Care	All Other	
County Hospitals, Homes		
County Aid to Hospitals 22,592.00		
Health Clinics 25,235.00		
Mosquito Extermination		
Health Services Except Environmental 1,430,225.00		
County Welfare Board 1,108,913.00		
Child Welfare 631,540.00		
Other Welfare Services 71,450.00		
RECREATION AND CONSERVATION		
Parks, Playgrounds, Shade Trees 6,010.00		
Land Reclamation and Conservation 149,879.00		
Other Recreational Services 420,781.00		

COUNTY HUNTERDON

COUNTY SEAT Flemington Boro.

Form of Government: Board of Chosen Freeholders 3 Members

Number of Constituent Municipalities 26

Population Census 1980 87,361

Population Census 1990 107,776

Land Area - Square Miles 429.60

Net Value on which County Taxes are Apportioned 8,399,763,322

Tax Rate per \$100 .345

Tax Levy 29,000,000.00

Distribution of Ratables:

Class	Line Items	Assessed Valuation	% of Valuation
Vacant Land	6,044	368,565,114	5.41
Residential	31,099	4,740,577,589	69.61
Farm	7,982	600,305,782	8.82
Commercial	1,854	833,594,586	12.24
Industrial	159	209,246,145	3.07
Apartments	107	58,177,000	.85
<hr/>			
TOTAL	47,245	6,810,466,216	100.00

Bond Ratings:

Moody's AA

Standard & Poors --



1100
 Population 1980 307,665
 Population 1990 325,824
 S & P Rating
 Moody Rating AA1
 Land Area 226.00 Sq. Miles 15,844,748,369

Net Valuation Taxable
 6,483,594,112
 Net Valuation on Which County Taxes
 are apportioned:

MERCER COUNTY - Class 2
 Form of Government:
 County Exec. Plan - (O.C.C.L. - 1972)
 Number of Members on Governing Body - 7

PER CAPITA:
 Gross Debt 434.27
 Net Debt 234.75
 Debt Service 35.05
 Total Tax Levy 259.40
 County Functions: 377.23

PER CENT:
 Gross Debt 1.03
 Net Debt .52

EXPENDITURES		EXPENDITURES (cont'd.)		REVENUES REALIZED	
GENERAL GOVERNMENT		EDUCATION (excluding schools)		Property Taxes	84,517,274.00
Governing Body and Public Boards	753,356.00	County Superintendent of Schools	91,935.00	Financial Business Tax	
County Clerk	700,633.00	Vocational Schools	3,648,752.00	Franchise Tax	211,137.53
Financial Administration	740,190.00	County College	5,403,624.00	Bank Corp. Tax	
Board of Taxation	160,458.00	County Extension Services	1,59,989.00	Other Miscellaneous Taxes	
Planning, Housing, Development	223,317.00	Libraries		State Aid Revenues	4,176,921.56
Human Resources	4,772,447.05	Other Educational Services	3,453,393.00	Federal Aid Revenues	1,553,304.57
Elections	1,337,476.00	STATUTORY EXPENDITURES		State and Local Fiscal Assistance Act Utilized	2,381.00
General Administration	5,313,158.00	Pensions and F.I.C.A.	6,529,700.00	Institutional Revenues	
JUDICIARY		Employee Fringe Benefits	4,902,600.00	Courts	216,671.47
Superior Court-Law Division	2,071,675.00	Other Statutory Expenditures		County Clerk & Register	2,481,250.74
County Courts	132,865.00	Ceta & Other Public Employment Programs		Surrogate	210,552.29
County District Courts		COUNTY FUNCTIONS TOTAL	111,505,754.01	Sheriff	303,223.82
Juvenile and Domestic Relations Courts		CAPITAL IMPROVEMENTS *MEMO	514,000.00	Other Miscellaneous Revenues	24,056,623.54
Jury Commission and Jurors' Fees	55,508.00	DEBT SERVICE		Other Revenues, Revenue Sharing, Tax Effort	
Law Library	103,800.00	Principal Payments	6,417,000.00	TOTAL	117,734,840.52
Prosecutor's Office	3,195,252.00	Interest Payments	5,004,371.00	Prior Years Surplus Appropriated	5,000,000.00
Surrogate's Office	245,746.00	DEFERRED CHARGES		REVENUES TOTAL	122,734,840.52
Probation Office	3,225,572.00	RESERVE FOR UNCOLLECTED TAXES			
County Clerk (Judicial Functions)	1,241,019.00	EXPENDITURES TOTAL	122,927,125.01	CURRENT FINANCES DECEMBER 31,	
Sheriff's Office (Judicial Functions)				ASSETS	
Other Judicial				Cash Dec. 31,	12,942,143.89
PUBLIC SAFETY		CAPITAL DEBT AUTHORIZED, DECEMBER 31,		Taxes Receivable	2,234,206.87
County Police	456,397.00	ISSUED AND UNISSUED GROSS DEBT	NET DEBT	Emergencies and Other Deferred Charges	
Sheriff's Office	3,090,447.00	School		State Aid Receivable	
Civil Defense and Disaster Control	60,633.00	Self-liquidating		Other Receivable	2,116,871.90
Environmental Inspection and Control		Other	151,271,816	TOTAL	17,293,222.66
Weights and Measures	523,300.96	Total	151,271,816		
Correctional and Penal	9,026,825.00	ISSUED AND OUTSTANDING		LIABILITIES RESERVES, AND SURPLUS	
Other Public Safety	2,652,574.00	School		Cash Liabilities	8,377,861.88
PUBLIC WORKS		Self-liquidating		Reserves For Receivables	3,289,185.87
Roads and Bridges, Streets, Drainage	4,540,922.00	Other		Surplus Dec. 31,	5,626,174.91
State Aid Motor Vehicle Fund	546,332.00	Total	128,369,000.00	TOTAL	17,293,222.66
County Funds	470,214.00	Equalized Valuation Basis for Net Debt Computation	14,728,330,212.67		
Other Roads and Bridges		CAPITAL OUTLAY TOTAL	3,403,751.99		
Public Buildings and Grounds	3,433,796.00	Public Enterprises			
Other Public Works		Recreation—Culture	200,312.68		
HEALTH AND WELFARE		Public Works	3,212,663.74		
County Health Department	394,675.00	Buildings and Grounds	1,937,361.74		
Mental Health Activities	8,329,700.00	Library and Education	2,993,413.83		
Tubercular Patient Care		Conservation			
County Hospitals, Homes		All Other			
County Aid to Hospitals					
Health Clinics					
Mosquito Extermination	355,558.00				
Health Services Except Environmental	8,207,652.00				
County Welfare Board	11,134,900.00				
Child Welfare	325,339.00				
Other Welfare Services	832,068.00				
RECREATION AND CONSERVATION					
Parks, Playgrounds, Shade Trees	4,687,642.00				
Land Reclamation and Conservation	17,375.00				
Other Recreational Services	87,929.00				

COUNTY SEAT Trenton City

Form of Government: *Board of Chosen Freeholders 7 Members

Number of Constituent Municipalities 13

Population Census 1980 307,863

Population Census 1990 325,824

Land Area - Square Miles 226.00

Net Value on which County Taxes are Apportioned 15,844,748,369

Tax Rate per \$100 .533

Tax Levy 84,517,274.00

Distribution of Ratables:

Class	Line Items	Assessed Valuation	% of Valuation
Vacant Land	10,106	201,211,315	3.13
Residential	87,753	4,441,199,243	69.16
Farm	2,355	115,061,196	1.79
Commercial	5,466	1,069,156,290	16.65
Industrial	382	356,360,080	5.55
Apartments	332	238,904,560	3.72
TOTAL	106,394	6,421,892,684	100.00

Bond Ratings:

Moody's AA1

Standard & Poors ---



MERCER COUNTY



1200
 Population 1980 575,393
 Population 1990 671,730
 S & P Rating AA+
 Moody Rating AAA
 Land Area 311.00 Sq. Miles 47,518,335,844

Net Valuation Taxable
 28,820,683,756
 Net Valuation on Which County Taxes
 are apportioned:

MIDDLESEX COUNTY - Class 2
 Form of Government:
 Board of Chosen Freeholders
 Number of Members on Governing Body - 7

PER CAPITA:
 Gross Debt 423.93
 Net Debt 410.50
 Debt Service 41.86
 Total Tax Levy 264.52
 County Functions: 356.73

PER CENT:
 Gross Debt .75
 Net Debt .73

EXPENDITURES	EXPENDITURES (cont'd.)	REVENUES REALIZED
GENERAL GOVERNMENT	EDUCATION (excluding schools)	Property Taxes
Governing Body and Public Boards 1,332,185.00	County Superintendent of Schools 209,250.00	177,700,000.00
County Clerk 1,135,456.00	Vocational Schools 16,391,744.00	Financial Business Tax
Financial Administration 980,430.00	County College 10,599,710.00	Franchise Tax
Board of Taxation 202,185.00	County Extension Services 230,575.00	Bank Corp. Tax
Planning, Housing, Development 1,116,660.00	Libraries	Other Miscellaneous Taxes
Human Resources 2,526,953.00	Other Educational Services 5,327,806.00	State Aid Revenues 12,385,766.00
Elections 1,487,125.00	STATUTORY EXPENDITURES	Federal Aid Revenues 5,118,372.00
General Administration 11,247,596.00	Pensions and F.I.C.A. 14,091,019.00	State and Local Fiscal Assistance Act Utilized
JUDICIARY	Employee Fringe Benefits 10,435,000.00	Institutional Revenues 19,702,174.00
Superior Court-Low Division 3,863,652.00	Other Statutory Expenditures	Courts 703,685.00
County Courts 407,445.00	Ceto & Other Public Employment Programs	County Clerk & Register 4,721,660.00
County District Courts	COUNTY FUNCTIONS TOTAL 211,035,770.20	Surrogate 323,355.00
Juvenile and Domestic Relations Courts	CAPITAL IMPROVEMENTS *MEMO 1,425,000.00	Sheriff 408,011.00
Jury Commission and Jurors' Fees 490,519.00	DEBT SERVICE	Other Miscellaneous Revenues 20,064,580.00
Law Library 229,955.00	Principal Payments 17,841,000.00	Other Revenues, Revenue Sharing, Tax Effort
Prosecutor's Office 7,452,329.00	Interest Payments 10,279,180.00	TOTAL 241,127,603.00
Surrogate's Office 53,831.20	DEFERRED CHARGES 488,002.00	REVENUES TOTAL 250,527,603.00
Probation Office 7,114,076.00	RESERVE FOR UNCOLLECTED TAXES	CURRENT FINANCES DECEMBER 31,
County Clerk (Judicial Functions) 2,409,899.00	EXPENDITURES TOTAL 239,643,952.20	ASSETS
Sheriff's Office (Judicial Functions) 2,454,185.00	CAPITAL DEBT AUTHORIZED, DECEMBER 31,	Cash Dec. 31, 40,291,786.00
Other Judicial	ISSUED AND UNISSUED GROSS DEBT	Taxes Receivable 1,581,890.00
PUBLIC SAFETY	SCHOOL	Emergencies and Other Deferred Charges 60,000.00
County Police 2,652,079.00	Self-liquidating	State Aid Receivable 3,243,892.00
Sheriff's Office 3,749,053.00	Other 284,784,891	Other Receivable 1,797,241.00
Civil Defense and Disaster Control 135,910.00	Total 284,784,391	TOTAL 46,974,809.00
Environmental Inspection and Control 1,337,600.00	ISSUED AND OUTSTANDING	LIABILITIES RESERVES, AND SURPLUS
Weights and Measures 513,430.00	School	Cash Liabilities 23,557,451.00
Correctional and Penal 16,146,515.00	Self-liquidating	Reserves For Receivables 3,379,131.00
Other Public Safety 19,800.00	Other 157,724,000.00	Surplus Dec. 31, 20,038,227.00
PUBLIC WORKS	Total 157,724,000.00	TOTAL 46,974,809.00
Roads and Bridges, Streets, Drainage	Equalized Valuation Basis	
State Aid Motor Vehicle Fund 55,000.00	for Net Debt Computation 38,003,144,845.67	
County Funds 5,246,155.00	CAPITAL OUTLAY TOTAL 45,105,358.00	
Other Roads and Bridges	Public Enterprises	
Public Buildings and Grounds 3,797,850.00	Recreation—Culture	
Other Public Works 2,368,690.00	Public Works 26,960,317.00	
HEALTH AND WELFARE	Buildings and Grounds 13,235,849.00	
County Health Department 521,091.00	Library and Education 4,909,192.00	
Mental Health Activities 10,033,868.00	Conservation	
Tubercular Patient Care 33,464.00	All Other	
County Hospitals, Homes 91,250.00		
County Aid to Hospitals 28,203,390.00		
Health Clinics 3,794,760.00		
Mosquito Extermination 1,109,000.00		
Health Services Except Environmental 747,403.00		
County Welfare Board 17,207,195.00		
Child Welfare 165,850.00		
Other Welfare Services 637,532.00		
RECREATION AND CONSERVATION		
Parks, Playgrounds, Shade Trees 8,117,742.00		
Land Reclamation and Conservation 1,325,368.00		
Other Recreational Services 75,905.00		

COUNTY MIDDLESEX

COUNTY SEAT New Brunswick City

Form of Government: Board of Chosen Freeholders 7 Members

Number of Constituent Municipalities 25

Population Census 1980 595,893

Population Census 1990 671,780

Land Area - Square Miles 311.00

Net Value on which County Taxes are Apportioned 47,518,335,844

Tax Rate per \$100 .374

Tax Levy 177,700,000.00

Distribution of Ratables:

Class	Line Items	Assessed Valuation	% of Valuation
Vacant Land	21,199	1,149,160,600	4.02
Residential	169,775	16,416,691,400	57.48
Farm	1,876	107,536,700	.38
Commercial	7,704	3,619,952,500	12.67
Industrial	2,155	5,788,596,700	20.27
Apartments	662	1,480,298,900	5.18
TOTAL	203,371	28,562,236,800	100.00

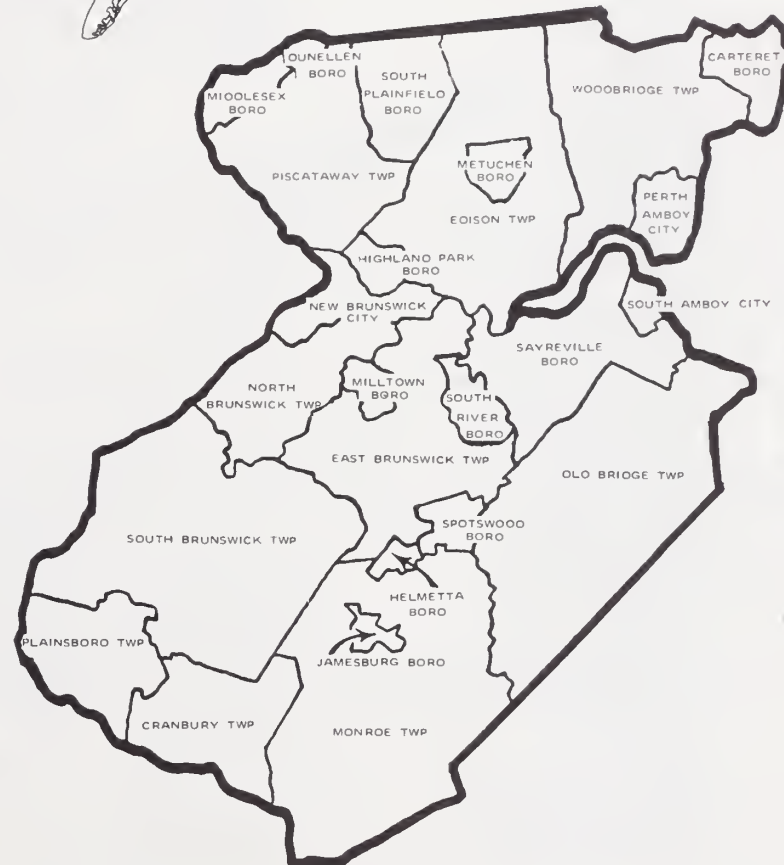
Bond Ratings:

Moody's AAA

Standard & Poors AA+



MIDDLESEX COUNTY



1300
 Population 1980 503,173
 Population 1990 553,124
 S & P Rating AA
 Moody Rating AA1
 Land Area 471.57

Net Valuation Taxable
 25,367,914,090
 Net Valuation on Which County Taxes
 are apportioned:
 Sq. Miles 36,627,711,679

MONMOUTH COUNTY - Class 5
 Form of Government:
 Board of Chosen Freeholders
 Number of Members on Governing Body - 5

PER CAPITA:
 Gross Debt 511.16
 Net Debt 307.32
 Debt Service 37.35
 Total Tax Levy 269.95
 County Functions: 371.15

PER CENT:
 Gross Debt .83
 Net Debt .50

EXPENDITURES	EXPENDITURES (cont'd.)	REVENUES REALIZED
GENERAL GOVERNMENT	EDUCATION (excluding schools)	Property Taxes 149,314,985.00
Governing Body and Public Boards 731,065.60	County Superintendent of Schools 237,531.00	Financial Business Tax
County Clerk 1,470,776.00	Vocational Schools 8,117,275.09	Franchise Tax 5,948.89
Financial Administration 669,372.00	County College 17,932,307.00	Bank Corp. Tax
Board of Taxation 245,543.00	County Extension Services 227,969.00	Other Miscellaneous Taxes
Planning, Housing, Development 1,348,068.54	Libraries	State Aid Revenues 6,032,671.86
Human Resources 5,564,157.58	Other Educational Services 3,397,041.33	Federal Aid Revenues 2,374,982.56
Elections 1,800,356.00	STATUTORY EXPENDITURES	State and Local Fiscal Assistance Act Utilized 1,722.63
General Administration 11,904,871.55	Pensions and F.I.C.A. 9,550,123.00	Institutional Revenues 10,893,749.16
JUDICIARY	Employee Fringe Benefits 3,996,000.00	Courts 412,483.65
Superior Court-Law Division	Other Statutory Expenditures	County Clerk & Register 4,313,456.65
County Courts 4,133,714.28	Ceta & Other Public Employment Programs	Surrogate 331,769.90
County District Courts	COUNTY FUNCTIONS TOTAL 184,635,229.63	Sheriff 644,405.84
Juvenile and Domestic Relations Courts	CAPITAL IMPROVEMENTS *MEMO 1,000,000.00	Other Miscellaneous Revenues 23,092,763.95
Jury Commission and Jurors' Fees 371,982.00	DEBT SERVICE	Other Revenues, Revenue Sharing, Tax Effort
Law Library 100,000.00	Principal Payments 12,052,465.73	TOTAL 197,418,940.09
Prosecutor's Office 7,804,552.00	Interest Payments 9,604,605.20	Prior Years Surplus Appropriated
Surrogate's Office 440,726.00	DEFERRED CHARGES	REVENUES TOTAL 208,918,940.09
Probation Office 5,822,629.00	RESERVE FOR UNCOLLECTED TAXES	
County Clerk (Judicial Functions) 1,405,074.00	EXPENDITURES TOTAL 205,292,300.61	CURRENT FINANCES DECEMBER 31,
Sheriff's Office (Judicial Functions)		ASSETS
Other Judicial		Cash Dec. 31, 32,758,693.51
PUBLIC SAFETY	CAPITAL DEBT AUTHORIZED, DECEMBER 31,	Taxes Receivable 3,143,842.04
County Police 1,779,931.55	ISSUED AND UNISSUED GROSS DEBT	Emergencies and Other Deferred Charges
Sheriff's Office 1,966,868.00	School	State Aid Receivable
Civil Defense and Disaster Control 199,419.00	Self-liquidating 92,700,000	Other Receivable 29,843.99
Environmental Inspection and Control	Other 190,035,007	TOTAL 35,932,379.54
Weights and Measures 3,780,929.39	Total 282,735,007	LIABILITIES RESERVES, AND SURPLUS
Correctional and Penal 12,627,521.74	ISSUED AND OUTSTANDING	Cash Liabilities 19,335,325.06
Other Public Safety 175,256.00	School	Reserves For Receivables 3,169,360.88
PUBLIC WORKS	Self-liquidating 55,500,000.00	Surplus Dec. 31, 12,927,693.60
Roads and Bridges, Streets, Drainage 6,081,410.00	Other 150,928,007.76	TOTAL 35,932,379.54
State Aid Motor Vehicle Fund	Total 206,428,007.76	
County Funds 6,176,241.00	Equalized Valuation Basis	
Other Roads and Bridges	for Net Debt Computation 34,219,134,174.33	
Public Buildings and Grounds 6,982,191.63	CAPITAL OUTLAY TOTAL 48,644,315.93	
Other Public Works 2,273,329.00	Public Enterprises 6,486,451.09	
HEALTH AND WELFARE	Recreation—Culture 8,301,405.73	
County Health Department 414,971.00	Public Works 2,278,644.95	
Mental Health Activities 6,871,103.00	Buildings and Grounds 23,450,066.32	
Tubercular Patient Care	Library and Education 9,127,687.89	
County Hospitals, Homes 9,001,308.00	Conservation	
County Aid to Hospitals	All Other	
Health Clinics 179,479.00		
Mosquito Extermination 632,237.00		
Health Services Except Environmental 3,221,391.22		
County Welfare Board 16,633,639.66		
Child Welfare 1,789,336.40		
Other Welfare Services 27,134.00		
RECREATION AND CONSERVATION		
Parks, Playgrounds, Shade Trees 10,653,668.75		
Land Reclamation and Conservation 53,614.02		
Other Recreational Services 781,967.30		

COUNTY MONMOUTH

COUNTY SEAT Freehold Borough

Form of Government: Board of Chosen Freeholders 5 Members

Number of Constituent Municipalities 53

Population Census 1980 503,173

Population Census 1990 553,124

Land Area - Square Miles 471.57

Net Value on which County Taxes are Apportioned 36,627,711,679

Tax Rate per \$100 .408

Tax Levy 149,314,985.00

Distribution of Ratables:

Class	Line Items	Assessed Valuation	% of Valuation
Vacant Land	21,561	943,475,699	3.75
Residential	162,413	19,253,625,653	76.45
Farm	4,953	388,952,607	1.55
Commercial	8,191	3,260,073,585	12.94
Industrial	459	600,970,634	2.39
Apartments	966	738,708,357	2.92
TOTAL	198,543	25,185,806,527	100.00

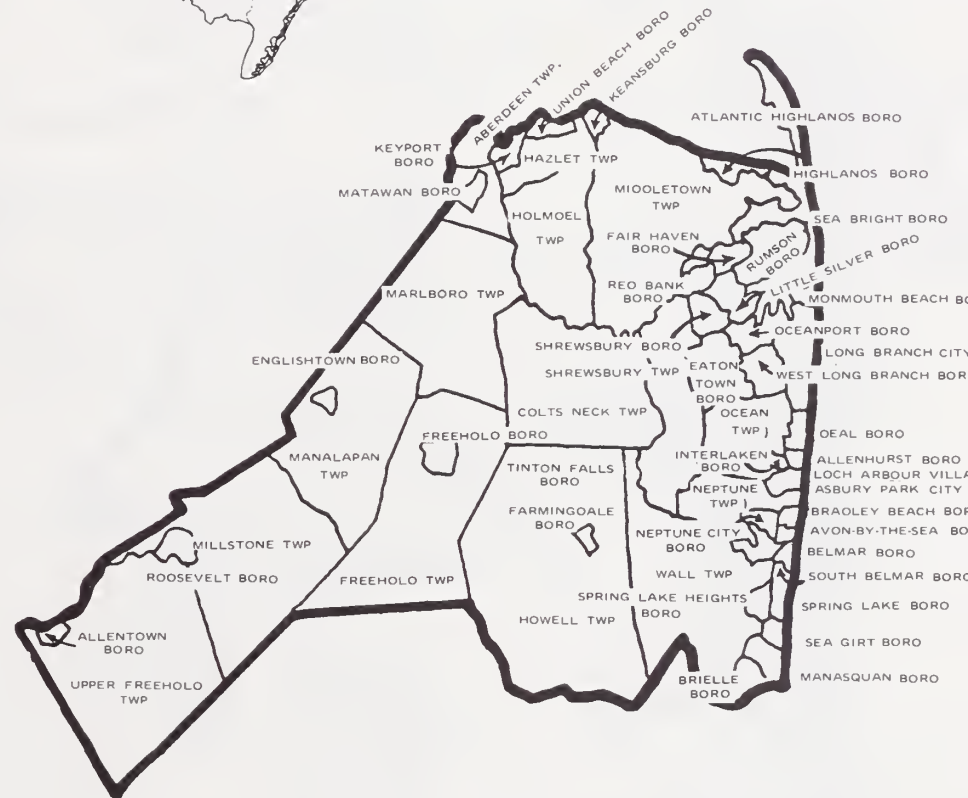
Bond Ratings:

Moody's AA+

Standard & Poors AA



MONMOUTH COUNTY



1400

Population 1980 407,630
 Population 1990 421,353
 S & P Rating AAA
 Moody Rating AAA
 Land Area 470.24 Sq. Miles

Net Valuation Taxable 23,129,294,491
 Net Valuation on Which County Taxes are apporportioned: 44,128,148,336

MORRIS COUNTY - Class 2
 Form of Government:
 Board of Chosen Freeholders
 Number of Members on Governing Body - 7

PER CAPITA:
 Gross Debt 299.06
 Net Debt 294.32
 Debt Service 29.91
 Total Tax Levy 230.06
 County Functions: 316.73

PER CENT:
 Gross Debt .36
 Net Debt .35

EXPENDITURES	EXPENDITURES (cont'd.)	REVENUES REALIZED
GENERAL GOVERNMENT	EDUCATION (excluding schools)	Property Taxes
Governing Body and Public Boards 2,145,244.03	County Superintendent of Schools 219,579.00	96,936,914.03
County Clerk 2,576,463.00	Vocational Schools 2,892,353.50	Financial Business Tax
Financial Administration 2,777,127.00	County College 7,654,272.00	Franchise Tax
Board of Taxation 127,900.00	County Extension Services 284,070.00	Bank Corp. Tax
Planning, Housing, Development 1,576,640.00	Libraries 2,802,326.00	Other Miscellaneous Taxes
Human Resources 281,995.00	Other Educational Services 1,538,183.00	State Aid Revenues
Elections 1,119,834.00	STATUTORY EXPENDITURES	Federal Aid Revenues 5,397,275.88
General Administration 6,414,514.00	Pensions and F.I.C.A. 7,382,694.60	State and Local Fiscal Assistance Act Utilized 1,190,828.00
JUDICIARY	Employee Fringe Benefits 6,698,000.00	Institutional Revenues 79,719.08
Superior Court-Law Division	Other Statutory Expenditures 2,000.00	11,449,990.73
County Courts 2,525,830.00	Ceta & Other Public Employment Programs	Courts 213,098.34
County District Courts	COUNTY FUNCTIONS TOTAL 120,853,106.69	County Clerk & Register 4,151,255.71
Juvenile and Domestic Relations Courts	CAPITAL IMPROVEMENTS *MEMO 750,000.00	Surrogate 222,975.94
Jury Commission and Jurors' Fees 517,911.00	DEBT SERVICE	Sheriff 334,826.07
Law Library 152,440.00	Principal Payments 8,038,557.41	Other Miscellaneous Revenues 11,337,297.77
Prosecutor's Office 4,490,535.00	Interest Payments 4,563,803.83	Other Revenues, Revenue Sharing, Tax Effort
Surrogate's Office 334,169.00	DEFERRED CHARGES	TOTAL 131,314,182.15
Probation Office 3,482,521.00	RESERVE FOR UNCOLLECTED TAXES	Prior Years Surplus Appropriated 13,425,000.00
County Clerk (Judicial Functions)	EXPENDITURES TOTAL 133,455,467.93	REVENUES TOTAL 144,739,182.15
Sheriff's Office (Judicial Functions)	CAPITAL DEBT AUTHORIZED, DECEMBER 31,	CURRENT FINANCES DECEMBER 31,
Other Judicial	ISSUED AND UNISSUED GROSS DEBT	ASSETS
PUBLIC SAFETY	School	Cash Dec. 31, 28,266,231.46
County Police 750,235.00	Self-liquidating	Taxes Receivable 510,126.28
Sheriff's Office 4,954,423.00	Other 126,010,034	Emergencies and Other Deferred Charges
Civil Defense and Disaster Control 196,227.00	Total 126,010,034	State Aid Receivable
Environmental Inspection and Control	NET DEBT	Other Receivable 746,363.35
Weights and Measures 50,500.00	124,012,326	TOTAL 29,522,721.09
Correctional and Penal 4,744,431.00	124,012,326	LIABILITIES RESERVES, AND SURPLUS
Other Public Safety 185,975.00	ISSUED AND OUTSTANDING	Cash Liabilities 14,483,670.70
PUBLIC WORKS	School	Reserves For Receivables 1,148,042.28
Roads and Bridges, Streets, Drainage 79,719.03	Self-liquidating	Surplus Dec. 31, 13,891,008.11
State Aid Motor Vehicle Fund 1,193,929.00	Other 92,069,791.49	TOTAL 29,522,721.09
County Funds 4,525,987.00	Total 92,069,791.49	
Other Roads and Bridges	Equalized Valuation Basis	
Public Buildings and Grounds 4,953,543.00	for Net Debt Computation 35,492,771,158.67	
Other Public Works 410,000.00	CAPITAL OUTLAY TOTAL 23,568,437.00	
HEALTH AND WELFARE	Public Enterprises	
County Health Department 570,811.00	Recreation—Culture 155,949.00	
Mental Health Activities 6,117,070.00	Public Works 8,512,192.00	
Tubercular Patient Care	Buildings and Grounds 11,249,789.00	
County Hospitals, Homes	Library and Education 3,168,137.00	
County Aid to Hospitals 1,325,549.00	Conservation 482,370.00	
Health Clinics 42,000.00	All Other	
Mosquito Extermination 1,936,800.00		
Health Services Except Environmental 885,703.00		
County Welfare Board 20,347,271.48		
Child Welfare 1,286,741.00		
Other Welfare Services 239,681.00		
RECREATION AND CONSERVATION		
Parks, Playgrounds, Shade Trees 684,860.00		
Land Reclamation and Conservation		
Other Recreational Services 7,320,000.00		

COUNTY MORRIS

COUNTY SEAT Morristown Town

Form of Government: Board of Chosen Freeholders 7 Members

Number of Constituent Municipalities 39

Population Census 1980 407,630

Population Census 1990 421,353

Land Area - Square Miles 470.24

Net Value on which County Taxes are Apportioned 44,128,148,336

Tax Rate per \$100 .220

Tax Levy 96,936,914.63

Distribution of Ratables:

Class	Line Items	Assessed Valuation	% of Valuation
Vacant Land	14,702	908,829,674	3.96
Residential	121,154	15,080,020,762	65.78
Farm	1,916	127,409,132	.56
Commercial	5,740	4,440,998,734	19.37
Industrial	863	1,725,657,457	7.53
Apartments	314	641,847,056	2.80
TOTAL	144,689	22,924,762,815	100.00

Bond Ratings:

Moody's AAA

Standard & Poors AAA



MORRIS COUNTY



1500

Population 1980 346,038
 Population 1990 433,203
 S & P Rating AA-
 Moody Rating AA
 Land Area 637.09 Sq. Miles

Net Valuation Taxable 20,567,983,093
 Net Valuation on Which County Taxes are apportioned: 30,574,072,303

OCEAN COUNTY - Class 5
 Form of Government:
 Board of Chosen Freeholders
 Number of Members on Governing Body - 5

PER CAPITA:
 Gross Debt 513.49
 Net Debt 513.49
 Debt Service 33.05
 Total Tax Levy 271.91
 County Functions: 342.06

PER CENT:
 Gross Debt .78
 Net Debt .78

EXPENDITURES	EXPENDITURES (cont'd.)	REVENUES REALIZED
GENERAL GOVERNMENT	EDUCATION (excluding schools)	Property Taxes 117,793,973.99
Governing Body and Public Boards 1,767,591.00	County Superintendent of Schools 165,465.00	Financial Business Tax
County Clerk 1,205,400.00	Vocational Schools 7,156,778.00	Franchise Tax
Financial Administration 1,209,456.00	County College 6,792,394.00	Bank Corp. Tax
Board of Taxation 327,042.00	County Extension Services 258,759.00	Other Miscellaneous Taxes
Planning, Housing, Development 2,402,959.00	Libraries	State Aid Revenues 5,658,645.62
Human Resources 3,889,730.00	Other Educational Services 3,299,695.00	Federal Aid Revenues 4,115,171.24
Elections 1,385,445.00	STATUTORY EXPENDITURES	State and Local Fiscal Assistance Act Utilized
General Administration 13,246,366.00	Pensions and F.I.C.A. 6,495,400.00	Institutional Revenues
JUDICIARY	Employee Fringe Benefits 6,430,500.00	Courts 249,584.00
Superior Court-Law Division 2,514,329.00	Other Statutory Expenditures	County Clerk & Register 3,715,978.00
County Courts 1,041,934.00	Ceta & Other Public Employment Programs	Surrogate 343,788.00
County District Courts	COUNTY FUNCTIONS TOTAL 126,649,056.78	Sheriff 307,292.00
Juvenile and Domestic Relations Courts 103,303.00	CAPITAL IMPROVEMENTS *MEMO 4,125,000.00	Other Miscellaneous Revenues 15,103,609.29
Jury Commission and Jurors' Fees 205,119.00	DEBT SERVICE	Other Revenues, Revenue Sharing, Tax Effort
Law Library 109,500.00	Principal Payments 7,201,000.00	TOTAL 147,288,042.14
Prosecutor's Office 3,733,190.00	Interest Payments 7,116,839.00	Prior Years Surplus Appropriated 4,125,778.44
Surrogate's Office 375,061.00	DEFERRED CHARGES 7,214,271.99	REVENUES TOTAL 151,413,820.58
Probation Office 3,523,665.00	RESERVE FOR UNCOLLECTED TAXES	CURRENT FINANCES DECEMBER 31,
County Clerk (Judicial Functions)	EXPENDITURES TOTAL 148,181,167.77	ASSETS
Sheriff's Office (Judicial Functions) 944,127.00	CAPITAL DEBT AUTHORIZED, DECEMBER 31,	Cash Dec. 31, 41,322,630.14
Other Judicial 5,000.00	ISSUED AND UNISSUED GROSS DEBT NET DEBT	Taxes Receivable 2,188,139.99
PUBLIC SAFETY	School	Emergencies and Other Deferred Charges
County Police 6,491,110.00	Self-liquidating	State Aid Receivable
Sheriff's Office 3,717,104.00	Other 222,443,894	Other Receivable 13,322,634.00
Civil Defense and Disaster Control	Total 222,443,894	TOTAL 56,833,404.13
Environmental Inspection and Control 1,762,527.00	ISSUED AND OUTSTANDING	LIABILITIES RESERVES, AND SURPLUS
Weights and Measures 746,516.78	School	Cash Liabilities 26,174,566.33
Correctional and Penal	Self-liquidating	Reserves For Receivables 15,510,773.99
Other Public Safety 120,000.00	Other 103,252,000.00	Surplus Dec. 31, 15,148,063.81
PUBLIC WORKS	Total 103,252,000.00	TOTAL 56,833,404.13
Roads and Bridges, Streets, Drainage 2,269,445.00	Equalized Valuation Basis	
State Aid Motor Vehicle Fund	for Net Debt Computation 28,494,683,125.67	
County Funds 11,756,735.00	CAPITAL OUTLAY TOTAL 52,914,559.45	
Other Roads and Bridges	Public Enterprises	
Public Buildings and Grounds 5,585,920.00	Recreation—Culture 1,320,261.43	
Other Public Works 960,000.00	Public Works 23,382,978.56	
HEALTH AND WELFARE	Buildings and Grounds 20,549,690.88	
County Health Department 319,012.00	Library and Education 7,661,628.38	
Mental Health Activities 3,796,627.00	Conservation	
Tubercular Patient Care	All Other	
County Hospitals, Homes 105,000.00		
Health Clinics		
Mosquito Extermination 833,000.00		
Health Services Except Environmental 3,820,908.00		
County Welfare Board 10,259,977.00		
Child Welfare 2,269,414.00		
Other Welfare Services 11,100.00		
RECREATION AND CONSERVATION		
Parks, Playgrounds, Shade Trees 2,233,524.00		
Land Reclamation and Conservation 351,869.00		
Other Recreational Services 635,990.00		

COUNTY OCEAN

COUNTY SEAT Toms River

Form of Government: Board of Chosen Freeholders 5 Members

Number of Constituent Municipalities 33

Population Census 1980 346,038

Population Census 1990 433,203

Land Area - Square Miles 637.09

Net Value on which County Taxes are Apportioned 30,534,072,303

Tax Rate per \$100 .386

Tax Levy 117,793,973.99

Distribution of Ratables:

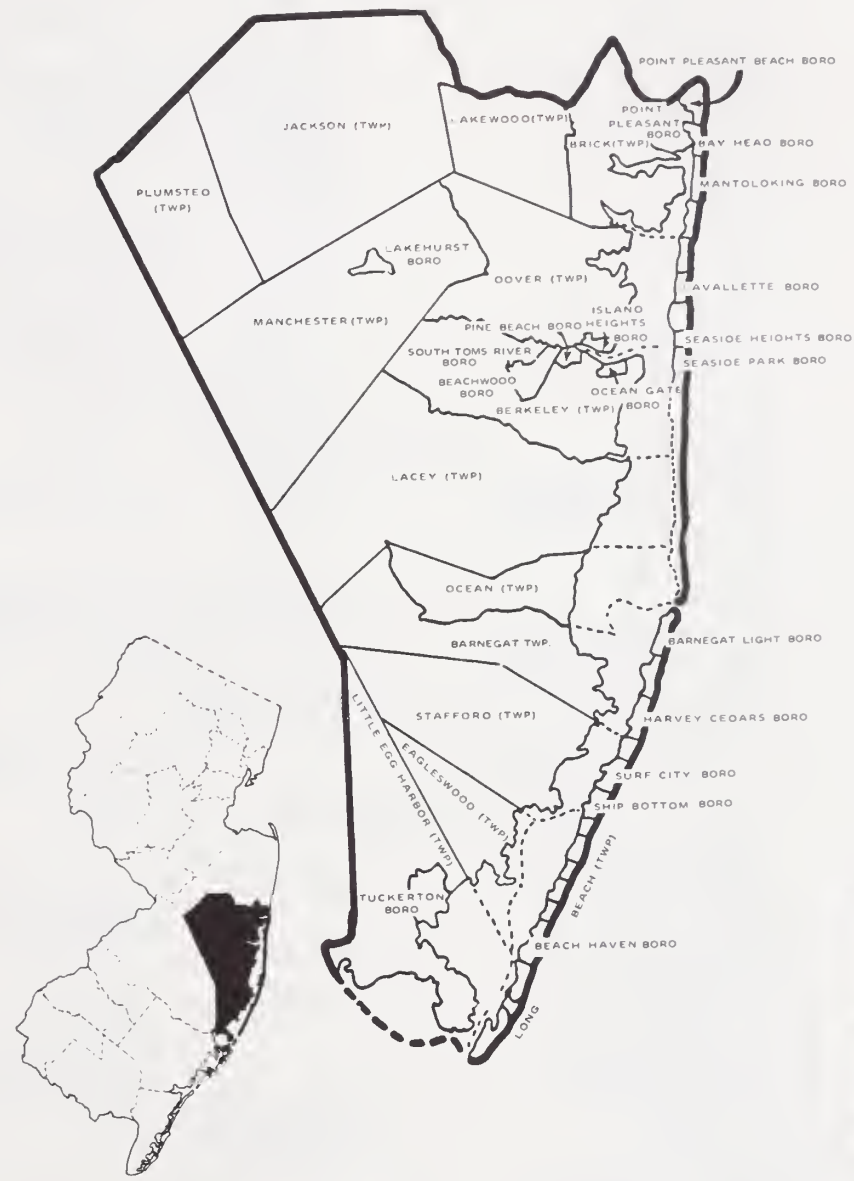
Class	Line Items	Assessed Valuation	% of Valuation
Vacant Land	60,596	1,212,767,629	5.93
Residential	179,726	16,371,565,304	80.07
Farm	863	45,616,225	.23
Commercial	5,376	1,941,845,653	9.50
Industrial	408	248,318,700	1.21
Apartments	443	626,722,522	3.06
TOTAL	247,412	20,447,836,033	100.00

Bond Ratings:

Moody's AA

Standard & Poors AA-

OCEAN COUNTY



1500
 Population 1980 447,535
 Population 1990 453,060
 S & P Rating
 Moody Rating AA
 Land Area 192.01 Sq. Miles 21,998,960,445

PASSAIC COUNTY - Class 2
 Form of Government:
Board of Chosen Freeholders
 Number of Members on Governing Body - 7

PER CAPITA:
 Gross Debt 309.91
 Net Debt 304.18
 Debt Service 30.45
 Total Tax Levy 221.74
 County Functions: 345.99

PER CENT:
 Gross Debt .68
 Net Debt .66

EXPENDITURES		EXPENDITURES (cont'd.)		REVENUES REALIZED	
GENERAL GOVERNMENT		EDUCATION (excluding schools)		Property Taxes	
Governing Body and Public Boards	354,200.00	County Superintendent of Schools	241,850.54	100,459,479.46	
County Clerk	1,339,600.00	Vocational Schools	5,327,052.00	Financial Business Tax	
Financial Administration	839,950.00	County College		Franchise Tax	
Board of Taxation	253,900.00	County Extension Services	5,364,150.00	Bank Corp. Tax	
Planning, Housing, Development	478,255.00	Libraries		Other Miscellaneous Taxes	
Human Resources	4,470,970.00	Other Educational Services	6,632,397.00	State Aid Revenues	
Elections	1,300,000.00	STATUTORY EXPENDITURES		Federal Aid Revenues	
General Administration	9,131,946.96	Pensions and F.I.C.A.	13,018,000.00	State and Local Fiscal Assistance Act Utilized	
JUDICIARY		Employee Fringe Benefits	9,015,000.00	Institutional Revenues	
Superior Court-Low Division	3,897,650.00	Other Statutory Expenditures	450,000.00	Courts	
County Courts	136,500.00	Ceto & Other Public Employment Programs		County Clerk & Register	
County District Courts		COUNTY FUNCTIONS TOTAL		Surrogate	
Juvenile and Domestic Relations Courts	1,933,050.00	142,221,463.54		Sheriff	
Jury Commission and Jurors' Fees	363,040.00	CAPITAL IMPROVEMENTS *MEMO		Other Miscellaneous Revenues	
Law Library	154,000.00	850,000.00		Other Revenues, Revenue Sharing, Tax Effort	
Prosecutor's Office	6,304,700.00	DEBT SERVICE		TOTAL	
Surrogate's Office	475,450.00	Principal Payments	7,425,000.00	Prior Years Surplus Appropriated	
Probation Office	5,355,700.00	Interest Payments	6,371,783.65	REVENUES TOTAL	
County Clerk (Judicial Functions)	893,800.00	DEFERRED CHARGES		TOTAL	
Sheriff's Office (Judicial Functions)		737,139.35		CURRENT FINANCES DECEMBER 31,	
Other Judicial		RESERVE FOR UNCOLLECTED TAXES		ASSETS	
PUBLIC SAFETY		EXPENDITURES TOTAL		Cosh Dec. 31,	
County Police	469,300.00	156,755,386.54		11,812,000.24	
Sheriff's Office	3,114,500.00	CAPITAL DEBT AUTHORIZED, DECEMBER 31,		Taxes Receivable	
Civil Defense and Disaster Control	137,250.00	ISSUED AND UNISSUED GROSS DEBT		Emergencies and Other Deferred Charges	
Environmental Inspection and Control		School		State Aid Receivable	
Weights and Measures	1,057,907.04	Self-liquidating		Other Receivable	
Correctional and Penal	12,459,100.00	Other	140,405,901	TOTAL	
Other Public Safety	335,225.00	Total	140,405,901	15,949,975.72	
PUBLIC WORKS		ISSUED AND OUTSTANDING		LIABILITIES RESERVES, AND SURPLUS	
Roads and Bridges, Streets, Drainage		School		Cash Liabilities	
State Aid Motor Vehicle Fund		Self-liquidating		894,014.09	
County Funds	2,581,600.00	Other	97,580,000.00	Reserves For Receivables	
Other Roads and Bridges		Total	97,580,000.00	4,924,116.17	
Public Buildings and Grounds	3,260,500.00	Equalized Valuation Basis		Surplus Dec. 31,	
Other Public Works	640,000.00	for Net Debt Computation		TOTAL	
HEALTH AND WELFARE		20,763,665,049.00		10,131,845.46	
County Health Department	292,300.00	CAPITAL OUTLAY TOTAL		20,009,151.86	
Mental Health Activities	10,304,550.00	Public Enterprises		Recreation—Culture	
Tubercular Patient Care		Recreation—Culture	520,146.61	Public Works	
County Hospitals, Homes	14,357,000.00	Public Works	7,829,777.72	Buildings and Grounds	
County Aid to Hospitals		Buildings and Grounds	11,084,528.33	Library and Education	
Health Clinics		Library and Education	574,699.20	Conservation	
Mosquito Extermination		Conservation		All Other	
Health Services Except Environmental	3,502,150.00	All Other			
County Welfare Board	10,190,000.00				
Child Welfare	429,550.00				
Other Welfare Services	730,650.00				
RECREATION AND CONSERVATION					
Parks, Playgrounds, Shade Trees	572,700.00				
Land Reclamation and Conservation					
Other Recreational Services	6,000.00				

COUNTY PASSAIC

COUNTY SEAT Paterson City

Form of Government: Board of Chosen Freeholders 7 Members

Number of Constituent Municipalities 16

Population Census 1980 447,585

Population Census 1990 453,060

Land Area - Square Miles 192.01

Net Value on which County Taxes are Apportioned 21,998,960,445

Tax Rate per \$100 .457

Tax Levy 100,459,479.46

Distribution of Ratables:

Class	Line Items	Assessed Valuation	% of Valuation
Vacant Land	9,678	420,383,057	3.70
Residential	97,540	7,952,335,980	70.09
Farm	229	13,659,810	.12
Commercial	7,117	1,712,874,487	15.09
Industrial	1,323	946,320,750	8.34
Apartments	1,043	302,052,120	2.66
TOTAL	116,930	11,347,626,204	100.00

Bond Ratings:

Moody's AA

Standard & Poors --



PASSAIC COUNTY



1700

Population 1980 64,676
 Population 1990 65,294
 S & P Rating A
 Maady Rating A
 Land Area 346.56 Sq. Miles

Net Valuation Taxable 1,123,816,037
 Net Valuation on Which County Taxes are apportioned: 1,939,180,654

SALEM COUNTY - Class 3
Form of Government:
Board of Chosen Freeholders
Number of Members on Governing Body - 7

PER CAPITA:
 Gross Debt 102.56
 Net Debt 91.56
 Debt Service 12.34
 Total Tax Levy 248.59
 County Functions: 431.80

PER CENT:
 Gross Debt .38
 Net Debt .34

EXPENDITURES		EXPENDITURES (cont'd.)		REVENUES REALIZED	
GENERAL GOVERNMENT		EDUCATION (excluding schools)		Property Taxes	
Governing Body and Public Boards	677,140.00	County Superintendent of Schools	110,100.00		16,231,461.96
County Clerk	166,250.00	Vocational Schools	971,250.00	Financial Business Tax	
Financial Administration	203,700.00	County College	1,166,245.00	Franchise Tax	
Board of Taxation	70,050.00	County Extension Services	140,480.00	Bank Corp. Tax	
Planning, Housing, Development	256,498.87	Libraries		Other Miscellaneous Taxes	
Human Resources	1,090,430.32	Other Educational Services	859,665.00	State Aid Revenues	1,882,289.82
Elections	203,250.00	STATUTORY EXPENDITURES		Federal Aid Revenues	674,447.00
General Administration	1,823,039.00	Pensions and F.I.C.A.	1,635,939.45	State and Local Fiscal Assistance Act Utilized	
JUDICIARY		Employee Fringe Benefits	1,318,500.00	Institutional Revenues	2,778,007.82
Superior Court-Law Division	53,537.45	Other Statutory Expenditures		Courts	80,960.15
County Courts	368,331.50	Ceta & Other Public Employment Programs		County Clerk & Register	293,176.74
County District Courts		COUNTY FUNCTIONS TOTAL	27,248,578.68	Surrogate	45,536.54
Juvenile and Domestic Relations Courts	133,000.00	CAPITAL IMPROVEMENTS *MEMO	127,500.00	Sheriff	49,449.75
Jury Commission and Jurors' Fees	27,355.00	DEBT SERVICE		Other Miscellaneous Revenues	5,277,644.39
Law Library	13,000.00	Principal Payments	515,000.00	Other Revenues, Revenue Sharing, Tax Effort	
Prosecutor's Office	1,832,557.00	Interest Payments	290,300.24	TOTAL	27,312,974.17
Surrogate's Office	100,655.00	DEFERRED CHARGES	139,813.04	Prior Years Surplus Appropriated	1,445,591.92
Probation Office		RESERVE FOR UNCOLLECTED TAXES		REVENUES TOTAL	28,758,556.09
County Clerk (Judicial Functions)		EXPENDITURES TOTAL	29,194,191.90	CURRENT FINANCES DECEMBER 31,	
Sheriff's Office (Judicial Functions)				ASSETS	
Other Judicial		CAPITAL DEBT AUTHORIZED, DECEMBER 31,		Cash Dec. 31,	3,742,884.22
PUBLIC SAFETY		ISSUED AND UNISSUED GROSS DEBT	NET DEBT	Taxes Receivable	9,123.90
County Police	214,531.00	School		Emergencies and Other Deferred Charges	90,000.00
Sheriff's Office	429,600.00	Self-liquidating		State Aid Receivable	2,594,431.63
Civil Defense and Disaster Central	140,900.00	Other	5,696,400	Other Receivable	4,481.17
Environmental Inspection and Central	77,810.00	Total	5,696,400	TOTAL	6,440,920.92
Weights and Measures	243,249.99			LIABILITIES RESERVES, AND SURPLUS	
Correcational and Penal	1,895,850.00	ISSUED AND OUTSTANDING		Cash Liabilities	4,850,337.99
Other Public Safety	20,300.00	School		Reserves For Receivables	13,605.07
PUBLIC WORKS		Self-liquidating		Surplus Dec. 31,	1,576,977.86
Roads and Bridges, Streets, Drainage		Other		TOTAL	6,440,920.92
State Aid Motor Vehicle Fund	18,500.00	Total	4,981,000.00		
County Funds	2,783,300.00	Equalized Valuation Basis			
Other Roads and Bridges		for Net Debt Computation	1,771,012,460.33		
Public Buildings and Grounds	1,033,900.00	CAPITAL OUTLAY TOTAL	361,972.50		
Other Public Works	10,000.00				
HEALTH AND WELFARE		Public Enterprises			
County Health Department	101,300.00	Recreation—Culture			
Mental Health Activities	1,475,400.00	Public Works	123,795.81		
Tubercular Patient Care	4,250.00	Buildings and Grounds	238,176.79		
County Hospitals, Homes		Library and Education			
County Aid to Hospitals	125,000.00	Conservation			
Health Clinics		All Other			
Masquita Extermination	250,000.00				
Health Services Except Environmental	649,463.35				
County Welfare Board	4,313,149.75				
Child Welfare	8,000.00				
Other Welfare Services	132,521.00				
RECREATION AND CONSERVATION					
Parks, Playgrounds, Shade Trees	3,000.00				
Land Reclamation and Conservation	27,000.00				
Other Recreational Services					

COUNTY SALEM

COUNTY SEAT Salem City

Form of Government: Board of Chosen Freeholders 7 Members

Number of Constituent Municipalities 15

Population Census 1980 64,676

Population Census 1990 65,294

Land Area - Square Miles 346.56

Net Value on which County Taxes are Apportioned 1,939,180,654

Tax Rate per \$100 .837

Tax Levy 16,231,461.96

Distribution of Ratables:

Class	Line Items	Assessed Valuation	% of Valuation
Vacant Land	5,898	43,510,110	3.93
Residential	17,722	661,999,120	59.82
Farm	5,571	135,102,515	12.20
Commercial	1,112	125,322,775	11.34
Industrial	48	121,403,225	10.97
Apartments	55	19,275,675	1.74
TOTAL	30,406	1,106,613,420	100.00

Bond Ratings:

Moody's A

Standard & Poors A



SALEM COUNTY



1800

Population 1980 203,129
 Population 1990 240,279
 S & P Rating AAA
 Moody Rating AAA
 Land Area 305.55 Sq. Miles

Net Valuation Taxable
 15,575,875,386
 Net Valuation on Which County Tax
 are apportioned:
 20,880,835,213

SOMERSET COUNTY - CLASS 3

Form of Government:

Board of Chosen Freeholders

Number of Members on Governing Body - 5

PER CAPITA:

Gross Debt 575.69
 Net Debt 557.88
 Debt Service 73.58
 Total Tax Levy 353.76
 County Functions: 426.59

PER CENT:

Gross Debt .73
 Net Debt .70

EXPENDITURES		EXPENDITURES (cont'd.)		REVENUES REALIZED	
GENERAL GOVERNMENT		EDUCATION (excluding schools)		Property Taxes	
Governing Body and Public Boards	1,772,959.46	County Superintendent of Schools	175,653.37		85,000,000.00
County Clerk	671,481.77	Vocational Schools	5,905,700.00	Financial Business Tax	
Financial Administration	510,300.81	County College	4,901,440.00	Franchise Tax	
Board of Taxation	144,915.43	County Extension Services	289,701.02	Bank Corp. Tax	
Planning, Housing, Development	859,362.16	Libraries		Other Miscellaneous Taxes	
Human Resources	966,528.38	Other Educational Services	288,181.00	State Aid Revenues	3,769,511.04
Elections	725,548.58	STATUTORY EXPENDITURES		Federal Aid Revenues	
General Administration	9,008,014.73	Pensions and F.I.C.A.	4,527,000.00	State and Local Fiscal Assistance Act Utilized	
JUDICIARY		Employee Fringe Benefits	3,092,946.05	Institutional Revenues	457,959.60
Superior Court-Low Division	1,185,307.19	Other Statutory Expenditures		Courts	73,969.44
County Courts	355,598.46	Ceto & Other Public Employment Programs		County Clerk & Register	2,636,473.75
County District Courts		COUNTY FUNCTIONS TOTAL	84,450,123.35	Surrogate	126,223.23
Juvenile and Domestic Relations Courts		CAPITAL IMPROVEMENTS *MEMO	1,000,000.00	Sheriff	247,833.06
Jury Commission and Jurors' Fees	291,952.96	DEBT SERVICE		Other Miscellaneous Revenues	11,768,840.66
Low Library	94,742.18	Principal Payments	10,900,000.00	Other Revenues, Revenue Sharing, Tax Effort	
Prosecutor's Office	3,692,000.00	Interest Payments	6,779,242.11	TOTAL	104,080,810.78
Surrogate's Office	278,056.28	DEFERRED CHARGES	372,257.55	Prior Years Surplus Appropriated	13,220,960.00
Probation Office	3,146,636.14	RESERVE FOR UNCOLLECTED TAXES		REVENUES TOTAL	117,301,770.78
County Clerk (Judicial Functions)	339,121.70	EXPENDITURES TOTAL	102,501,623.01	CURRENT FINANCES DECEMBER 31, ASSETS	
Sheriff's Office (Judicial Functions)				Cash Dec. 31,	41,531,603.54
Other Judicial	237,261.55			Taxes Receivable	
PUBLIC SAFETY		CAPITAL DEBT AUTHORIZED, DECEMBER 31,		Emergencies and Other Deferred Charges	
County Police	1,044,522.41	ISSUED AND UNISSUED GROSS DEBT	NET DEBT	State Aid Receivable	3,077,967.63
Sheriff's Office	1,962,759.69	School		Other Receivable	
Civil Defense and Disaster Control	94,794.20	Self-liquidating		TOTAL	44,609,571.17
Environmental Inspection and Control		Other	138,326,000		
Weights and Measures	105,470.00	Total	138,326,000	LIABILITIES RESERVES, AND SURPLUS	
Correctional and Penal	3,846,244.75			Cash Liabilities	17,008,727.11
Other Public Safety	10,000.00	ISSUED AND OUTSTANDING		Reserves For Receivables	3,077,967.63
PUBLIC WORKS		School		Surplus Dec. 31,	24,522,876.43
Roads and Bridges, Streets, Drainage		Self-liquidating		TOTAL	44,609,571.17
State Aid Motor Vehicle Fund		Other	104,971,000.00		
County Funds	10,347,934.48	Total	104,971,000.00		
Other Roads and Bridges		Equalized Valuation Basis for Net Debt Computation	19,027,508,879.67		
Public Buildings and Grounds	546,460.00	CAPITAL OUTLAY TOTAL	17,598,486.02		
Other Public Works	1,038,023.98	Public Enterprises			
HEALTH AND WELFARE		Recreation—Culture	741,011.34		
County Health Department	544,226.00	Public Works	6,733,137.93		
Mental Health Activities	6,510,695.11	Buildings and Grounds	9,205,044.23		
Tubercular Patient Care		Library and Education	745,792.52		
County Hospitals, Homes		Conservation	173,500.00		
County Aid to Hospitals	75,000.00	All Other			
Health Clinics					
Mosquito Extermination	280,823.31				
Health Services Except Environmental	1,031,910.71				
County Welfare Board	5,562,564.74				
Child Welfare	484,438.00				
Other Welfare Services	345,667.95				
RECREATION AND CONSERVATION					
Parks, Playgrounds, Shade Trees	3,549,000.00				
Land Reclamation and Conservation	3,509,678.80				
Other Recreational Services					

COUNTY SOMERSET

COUNTY SEAT Somerville Borough

Form of Government: Board of Chosen Freeholders 5 Members

Number of Constituent Municipalities 21

Population Census 1980 203,129

Population Census 1990 240,279

Land Area - Square Miles 305.55

Net Value on which County Taxes are Apportioned 20,880,835,213

Tax Rate \$100 .407

Tax Levy 85,000,000.00

Distribution of Ratables:

Class	Line Items	Assessed Valuation	% of Valuation
Vacant Land	7,866	575,804,146	3.72
Residential	74,370	10,447,401,075	67.55
Farm	2,695	353,652,208	2.28
Commercial	3,219	2,855,095,016	18.46
Industrial	539	1,048,412,050	6.78
Apartments	223	186,682,880	1.21
TOTAL	88,912	15,467,047,375	100.00

Bond Ratings:

Moody's AAA

Standard & Poors AAA



SOMERSET COUNTY



1900

Population 1980 116,117
 Population 1990 130,943
 S & P Rating A+
 Moody Rating A1
 Land Area 524.71 Sq. Miles

Net Valuation Taxable
 4,938,176,369
 Net Valuation on Which County Taxes
 are apportioned:
 7,501,489,696

SUSSEX COUNTY - Class 3
Form of Government:
Board of Chosen Freeholders
Number of Members on Governing Body - 3

PER CAPITA:
 Gross Debt 497.51
 Net Debt 492.96
 Debt Service 17.76
 Total Tax Levy 220.43
 County Functions: 325.89

PER CENT:
 Gross Debt .93
 Net Debt .92

EXPENDITURES	EXPENDITURES (cont'd.)	REVENUES REALIZED
GENERAL GOVERNMENT	EDUCATION (excluding schools)	Property Taxes
Governing Body and Public Boards 343,253.00	County Superintendent of Schools 95,700.00	28,864,000.00
County Clerk 700,532.00	Vocational Schools 3,377,905.00	Financial Business Tax
Financial Administration 656,271.00	County College 1,435,730.00	Franchise Tax 110,527.31
Board of Taxation 213,352.00	County Extension Services 146,166.00	Bank Corp. Tax
Planning, Housing, Development 636,186.00	Libraries	Other Miscellaneous Taxes
Human Resources 3,999,406.31	Other Educational Services 30,000.00	State Aid Revenues 2,031,768.62
Electrans 363,633.00	STATUTORY EXPENDITURES	Federal Aid Revenues
General Administration 1,826,399.00	Pensions and F.I.C.A. 2,382,662.00	State and Local Fiscal Assistance Act Utilized
JUDICIARY	Employee Fringe Benefits 2,035,678.00	Institutional Revenues 2,679,353.66
Superior Court-Law Division 604,336.00	Other Statutory Expenditures	Courts 45,815.37
County Courts 27,556.00	Ceta & Other Public Employment Programs	County Clerk & Register 1,220,343.90
County District Courts	COUNTY FUNCTIONS TOTAL 39,173,772.31	Surragate 67,462.23
Juvenile and Domestic Relations Courts	CAPITAL IMPROVEMENTS *MEMO 810,000.00	Sheriff 111,723.12
Jury Commission and Jurors' Fees 112,439.00	DEBT SERVICE	Other Miscellaneous Revenues 5,692,167.44
Law Library	Principal Payments 1,235,000.00	Other Revenues, Revenue Sharing, Tax Effort
Prosecutor's Office 1,700,479.00	Interest Payments 1,040,427.00	TOTAL 40,824,062.15
Surragate's Office 170,444.00	DEFERRED CHARGES 1,173,600.00	Prior Years Surplus Appropriated 5,000,000.00
Probation Office 767,232.00	RESERVE FOR UNCOLLECTED TAXES	REVENUES TOTAL 45,824,062.15
County Clerk (Judicial Functions) 437,025.00	EXPENDITURES TOTAL 42,672,799.31	CURRENT FINANCES DECEMBER 31,
Sheriff's Office (Judicial Functions)	CAPITAL DEBT AUTHORIZED, DECEMBER 31,	ASSETS
Other Judicial	ISSUED AND UNISSUED GROSS DEBT	Cash Dec. 31, 17,563,177.12
PUBLIC SAFETY	School	Taxes Receivable 584,061.18
County Police 796,674.00	Self-liquidating	Emergencies and Other Deferred Charges 395,000.00
Sheriff's Office 647,840.00	Other 65,145,655	State Aid Receivable
Civil Defense and Disaster Control 56,277.00	Total 65,145,655	Other Receivable 1,498,802.40
Environmental Inspection and Control	NET DEBT 64,549,770	TOTAL 20,041,040.70
Weights and Measures 369,971.00	ISSUED AND OUTSTANDING	LIABILITIES RESERVES, AND SURPLUS
Correctional and Penal 2,543,822.00	School	Cash Liabilities 5,639,603.85
Other Public Safety 36,115.00	Self-liquidating	Reserves For Receivables 2,082,863.58
PUBLIC WORKS	Other	Surplus Dec. 31, 12,318,573.27
Roads and Bridges, Streets, Drainage 459,949.00	Total 21,599,000.00	TOTAL 20,041,040.70
State Aid Motor Vehicle Fund 4,298,030.00	Equalized Valuation Basis	
County Funds 710,175.00	for Net Debt Computation 7,014,983,982.33	
Other Roads and Bridges	CAPITAL OUTLAY TOTAL 10,216,294.28	
Public Buildings and Grounds 1,339,412.00	Public Enterprises	
Other Public Works 101,307.00	Recreation—Culture	
HEALTH AND WELFARE	Public Works 3,601,780.90	
County Health Department 299,940.00	Buildings and Grounds 6,614,513.38	
Mental Health Activities 2,059,243.00	Library and Education	
Tubercular Patient Care	Conservation	
County Hospitals, Homes	All Other	
County Aid to Hospitals 26,000.00		
Health Clinics		
Mosquito Extermination 54,172.00		
Health Services Except Environmental 134,148.00		
County Welfare Board 2,169,971.00		
Child Welfare 395,051.00		
Other Welfare Services 51,273.00		
RECREATION AND CONSERVATION		
Parks, Playgrounds, Shade Trees 8,568.00		
Land Reclamation and Conservation 22,250.00		
Other Recreational Services 1,000.00		

COUNTY SUSSEX

COUNTY SEAT Newton Town

Form of Government: Board of Chosen Freeholders 3 Members

Number of Constituent Municipalities 24

Population Census 1980 116,119

Population Census 1990 130,943

Land Area - Square Miles 526.09

Net Value on which County Taxes are Apportioned 7,501,489,696

Tax Rate per \$100 .385

Tax Levy 28,864,000.00

Distribution of Ratables:

Class	Line Items	Assessed Valuation	% of Valuation
Vacant Land	17,654	309,808,499	6.30
Residential	43,715	3,886,422,581	79.03
Farm	5,059	180,027,674	3.66
Commercial	1,857	435,027,114	8.85
Industrial	183	70,154,470	1.43
Apartments	99	36,217,810	.73
TOTAL	68,567	4,917,557,518	100.00

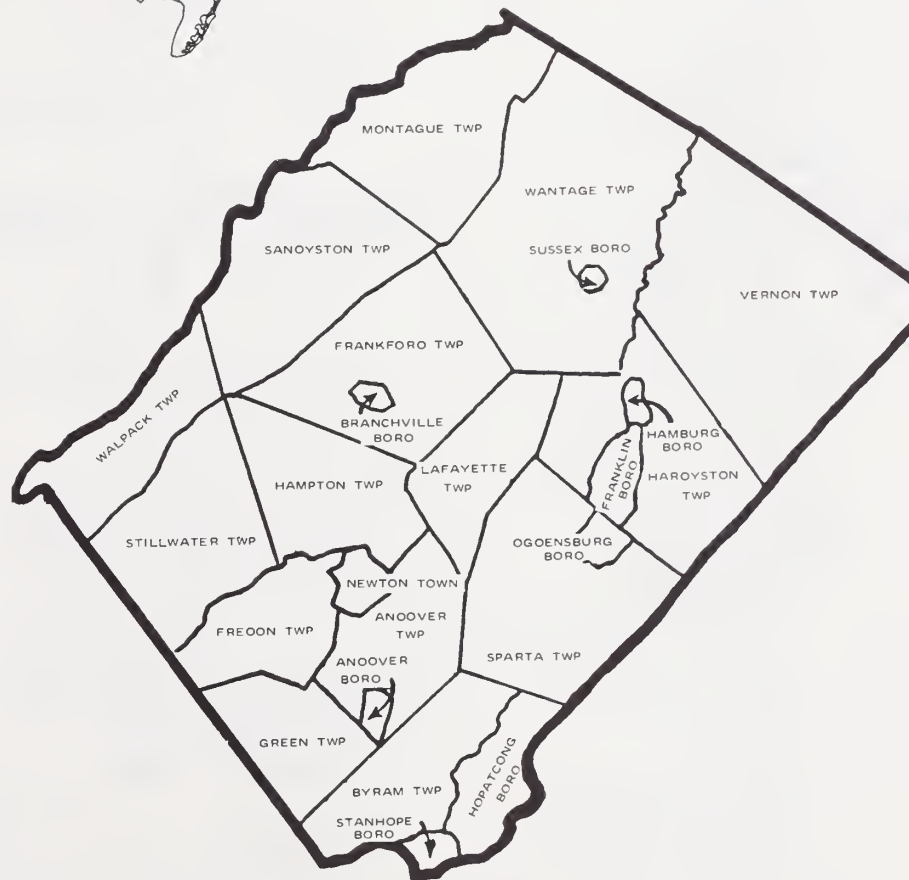
Bond Ratings:

Moody's A1

Standard & Poors A+



SUSSEX COUNTY



2000
 Population 1980 504,094
 Population 1990 493,819
 S & P Rating AA+
 Moody Rating AAA
 Land Area 102.93 Sq. Miles

Net Valuation Taxable
 19,056,434,333
 Net Valuation on Which County Taxes
 are apportioned:
 30,313,759,902

UNION COUNTY - Class 2
Form of Government:
County Manager Plan - (O.C.C.L. - 1972)
Number of Members on Governing Body - 9

PER CAPITA:
 Gross Debt 193.85
 Net Debt 192.65
 Debt Service 15.79
 Total Tax Levy 245.66
 County Functions: 368.72

PER CENT:
 Gross Debt .33
 Net Debt .33

EXPENDITURES		EXPENDITURES (cont'd.)		REVENUES REALIZED	
GENERAL GOVERNMENT		EDUCATION (excluding schools)		Property Taxes	121,312,994.00
Governing Body and Public Boards	517,023.00	County Superintendent of Schools	163,145.00	Financial Business Tax	
County Clerk	1,013,374.00	Vocational Schools	2,615,006.00	Franchise Tax	
Financial Administration	1,741,726.48	County College	8,316,292.00	Bank Corp. Tax	
Board of Taxation	173,272.00	County Extension Services	178,154.00	Other Miscellaneous Taxes	
Planning, Housing, Development	1,843,646.00	Libraries		State Aid Revenues	12,423,907.54
Human Resources	5,195,000.00	Other Educational Services	6,191,407.00	Federal Aid Revenues	6,486,959.00
Elections	1,637,194.00	STATUTORY EXPENDITURES		State and Local Fiscal Assistance Act Utilized	
General Administration	12,935,393.00	Pensions and F.I.C.A.	11,543,500.00	Institutional Revenues	9,994,643.28
JUDICIARY		Employee Fringe Benefits	9,656,464.00	Courts	483,299.37
Superior Court-Law Division	4,542,110.00	Other Statutory Expenditures	1,000.00	County Clerk & Register	3,054,633.34
County Courts	1,541,075.00	Ceta & Other Public Employment Programs	8,034.00	Surrogate	247,800.00
County District Courts		COUNTY FUNCTIONS TOTAL	174,227,327.48	Sheriff	403,093.01
Juvenile and Domestic Relations Courts	1,250,175.00	CAPITAL IMPROVEMENTS *MEMO	175,000.00	Other Miscellaneous Revenues	24,924,179.81
Jury Commission and Jurors' Fees		DEBT SERVICE		Other Revenues, Revenue Sharing, Tax Effort	
Law Library	89,528.00	Principal Payments	4,500,000.00	TOTAL	179,331,509.35
Prosecutor's Office	7,675,332.00	Interest Payments	3,299,867.50	Prior Years Surplus Appropriated	3,850,000.00
Surrogate's Office	516,078.00	DEFERRED CHARGES	52,050.60	REVENUES TOTAL	183,181,509.35
Probation Office	4,750,434.00	RESERVE FOR UNCOLLECTED TAXES		CURRENT FINANCES DECEMBER 31,	
County Clerk (Judicial Functions)	276,629.00	EXPENDITURES TOTAL	182,079,245.58	ASSETS	
Sheriff's Office (Judicial Functions)		CAPITAL DEBT AUTHORIZED, DECEMBER 31,		Cash Dec. 31,	26,598,390.45
Other Judicial		ISSUED AND UNISSUED GROSS DEBT	NET DEBT	Taxes Receivable	437,906.87
PUBLIC SAFETY		School		Emergencies and Other Deferred Charges	454,000.00
County Police	13,726,609.00	Self-liquidating		State Aid Receivable	6,133,498.11
Sheriff's Office	5,432,938.00	Other	95,726,313	Other Receivable	2,117,832.68
Civil Defense and Disaster Control	301,165.00	Total	95,726,313	TOTAL	35,741,628.11
Environmental Inspection and Control		ISSUED AND OUTSTANDING		LIABILITIES RESERVES, AND SURPLUS	
Weights and Measures	42,530.00	School		Cash Liabilities	28,300,817.26
Correctional and Penal		Self-liquidating		Reserves For Receivables	2,555,739.55
Other Public Safety		Other		Surplus Dec. 31,	4,885,071.30
PUBLIC WORKS		Total	60,277,000.00	TOTAL	35,741,628.11
Roads and Bridges, Streets, Drainage	23,590.00	Equalized Valuation Basis			
State Aid Motor Vehicle Fund	20,000.00	for Net Debt Computation	28,733,936,290.33		
County Funds	2,369,574.00	CAPITAL OUTLAY TOTAL	11,194,994.02		
Other Roads and Bridges		Public Enterprises			
Public Buildings and Grounds	6,558,332.00	Recreation—Culture	148,765.36		
Other Public Works	1,624,412.00	Public Works	2,911,282.14		
HEALTH AND WELFARE		Buildings and Grounds	4,048,874.21		
County Health Department	412,825.00	Library and Education	3,977,110.79		
Mental Health Activities	10,912,133.00	Conservation	108,961.52		
Tubercular Patient Care		All Other			
County Hospitals, Homes	16,125,227.00				
County Aid to Hospitals					
Health Clinics					
Masquita Extermination	545,207.00				
Health Services Except Environmental	2,500,372.00				
County Welfare Board	5,246,311.00				
Child Welfare	177,720.00				
Other Welfare Services	17,120,101.00				
RECREATION AND CONSERVATION					
Parks, Playgrounds, Shade Trees	5,399,983.00				
Land Reclamation and Conservation	27,021.00				
Other Recreational Services	283,716.00				

COUNTY _____ UNION _____

COUNTY SEAT _____ Elizabeth City _____

Form of Government: *Board of Chosen Freeholders _____ 9 Members

Number of Constituent Municipalities _____ 21

Population Census 1980 _____ 504,094

Population Census 1990 _____ 493,819

Land Area - Square Miles _____ 102.93

Net Value on which County Taxes are Apportioned _____ 30,313,759,902

Tax Rate per \$100 _____ .400

Tax Levy _____ 121,312,994.00

Distribution of Ratables:

Class	Line Items	Assessed Valuation	% of Valuation
Vacant Land	5,716	225,337,500	1.19
Residential	123,028	12,877,364,300	67.99
Farm	48	4,335,900	.02
Commercial	7,892	2,411,173,600	12.73
Industrial	1,685	2,829,921,325	14.94
Apartments	1,113	593,107,600	3.13
TOTAL	139,482	18,941,240,225	100.00

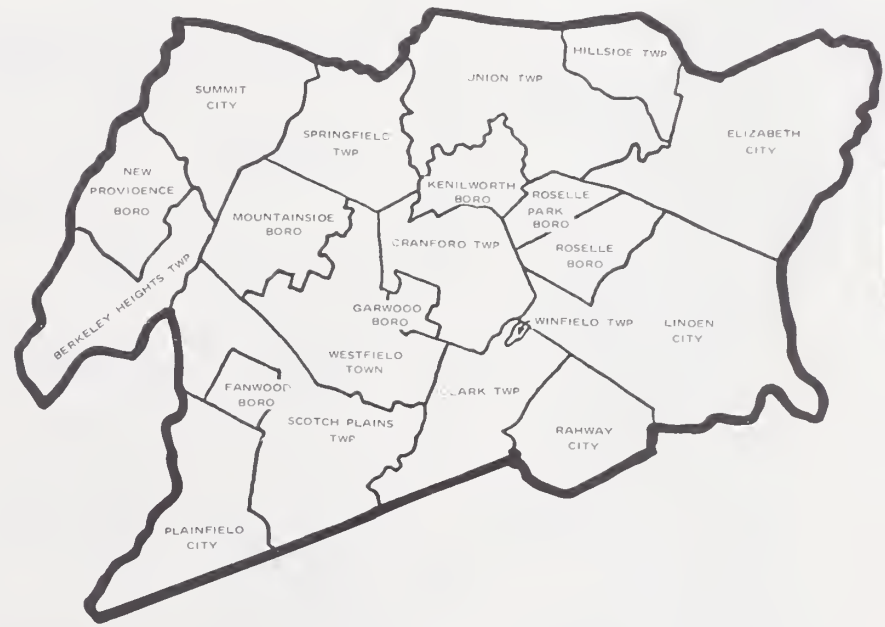
Bond Ratings:

Moody's _____ AAA

Standard & Poors _____ AA+



UNION COUNTY



*County Manager Plan - Optional County Charter Law, 1972

2100

Population 1980 84,429
 Population 1990 91,607
 S & P Rating
 Moody Rating A
 Land Area 361.55 Sq. Miles

Net Valuation Taxable
 4,193,643,362
 Net Valuation on Which County Taxes
 are apportioned:
 4,810,834,318

WARREN COUNTY - Class 3
Form of Government:
Board of Chosen Freeholders
Number of Members on Governing Body - 3

PER CAPITA:
 Gross Debt 160.83
 Net Debt 160.83
 Debt Service 25.33
 Total Tax Levy 326.63
 County Functions: 478.82

PER CENT:
 Gross Debt .33
 Net Debt .33

EXPENDITURES	EXPENDITURES (cont'd.)	REVENUES REALIZED
GENERAL GOVERNMENT	EDUCATION (excluding schools)	Property Taxes
Governing Body and Public Boards 217,735.00	County Superintendent of Schools 63,462.00	29,921,359.33
County Clerk 226,914.00	Vocational Schools 1,547,816.00	Financial Business Tax
Financial Administration 223,237.00	County College 1,027,991.00	Franchise Tax
Board of Taxation 103,372.00	County Extension Services 201,557.00	Bank Corp. Tax
Planning, Housing, Development 689,554.00	Libraries	Other Miscellaneous Taxes
Human Resources 1,541,249.05	Other Educational Services 49,081.00	State Aid Revenues 2,298,227.17
Elections 225,979.00	STATUTORY EXPENDITURES	Federal Aid Revenues
General Administration 2,201,564.74	Pensions and F.I.C.A. 1,573,471.00	State and Local Fiscal Assistance Act Utilized 2,126.74
JUDICIARY	Employee Fringe Benefits 2,320,000.00	Institutional Revenues 3,925,153.13
Superior Court-Law Division 322,994.97	Other Statutory Expenditures 41,037.00	Courts 56,367.94
County Courts 47,735.00	Ceta & Other Public Employment Programs	County Clerk & Register 713,954.39
County District Courts	COUNTY FUNCTIONS TOTAL 41,542,504.51	Surrogate 90,374.13
Juvenile and Domestic Relations Courts	CAPITAL IMPROVEMENTS *MEMO 250,000.00	Sheriff 44,093.57
Jury Commission and Jurors' Fees 76,297.00	DEBT SERVICE	Other Miscellaneous Revenues 5,591,460.65
Law Library 31,000.00	Principal Payments 1,075,000.00	Other Revenues, Revenue Shoring, Tax Effort
Prosecutor's Office 1,396,678.00	Interest Payments 1,245,690.00	TOTAL 42,643,117.05
Surrogate's Office 150,417.00	DEFERRED CHARGES	Prior Years Surplus Appropriated 3,462,111.27
Probation Office 1,321,236.00	RESERVE FOR UNCOLLECTED TAXES	REVENUES TOTAL 46,105,228.32
County Clerk (Judicial Functions) 224,005.00	EXPENDITURES TOTAL 43,803,194.51	CURRENT FINANCES DECEMBER 31,
Sheriff's Office (Judicial Functions) 117,024.00		ASSETS
Other Judicial		Cash Dec. 31, 16,880,740.45
PUBLIC SAFETY	CAPITAL DEBT AUTHORIZED, DECEMBER 31,	Taxes Receivable 133,362.23
County Police 209,433.00	ISSUED AND UNISSUED GROSS DEBT	Emergencies and Other Deferred Charges
Sheriff's Office 375,032.00	School	State Aid Receivable
Civil Defense and Disaster Control 63,835.00	Self-liquidating	Other Receivable 639,362.99
Environmental Inspection and Control	Other 14,733,000	TOTAL 17,653,465.67
Weights and Measures 227,046.00	Total 14,733,000	LIABILITIES RESERVES, AND SURPLUS
Correctional and Penal 2,619,172.00	ISSUED AND OUTSTANDING	Cash Liabilities 7,082,863.67
Other Public Safety 10,000.00	School	Reserves For Receivables 772,725.22
PUBLIC WORKS	Self-liquidating	Surplus Dec. 31, 9,797,876.78
Roads and Bridges, Streets, Drainage	Other 14,733,000.00	TOTAL 17,653,465.67
State Aid Motor Vehicle Fund 26,000.00	Total 14,733,000.00	
County Funds 5,710,398.00	Equalized Valuation Basis for Net Debt Computation 4,457,479,966.00	
Other Roads and Bridges	CAPITAL OUTLAY TOTAL 1,252,664.16	
Public Buildings and Grounds 3,733,044.00	Public Enterprises	
Other Public Works 62,200.00	Recreation—Culture	
HEALTH AND WELFARE	Public Works 3,075.98	
County Health Department 94,333.00	Buildings and Grounds 1,249,538.13	
Mental Health Activities 1,525,673.00	Library and Education	
Tubercular Patient Care	Conservation	
County Hospitals, Homes	All Other	
County Aid to Hospitals		
Health Clinics		
Mosquito Extermination 161,051.00		
Health Services Except Environmental 2,235,932.00		
County Welfare Board 7,917,732.00		
Child Welfare 273,225.00		
Other Welfare Services 89,658.00		
RECREATION AND CONSERVATION		
Parks, Playgrounds, Shade Trees 5,995.00		
Land Reclamation and Conservation 236,755.00		
Other Recreational Services 13,473.75		

COUNTY WARREN

COUNTY SEAT Belvidere Town

Form of Government: Board of Chosen Freeholders 3 Members

Number of Constituent Municipalities 23

Population Census 1980 84,429

Population Census 1990 91,607

Land Area - Square Miles 361.55

Net Value on which County Taxes are Apportioned 4,810,734,318

Tax Rate per \$100 .622

Tax Levy 29,921,359.33

Distribution of Ratables:

Class	Line Items	Assessed Valuation	% of Valuation
Vacant Land	6,753	316,102,846	7.59
Residential	25,879	2,771,853,408	66.53
Farm	4,519	250,047,970	6.00
Commercial	1,757	391,028,147	9.39
Industrial	213	326,228,945	7.83
Apartments	121	110,749,175	2.66
TOTAL	39,242	4,166,010,491	100.00

Bond Ratings:

Moody's A

Standard & Poors _____



WARREN COUNTY



SUMMARY OF 21 COUNTY UNITS

Form of Government:	16 - Boards of Chosen Freeholders
	4 - County Executive Plan (Optional County Charter Law, 1972)
	1 - County Manager Plan (Optional County Charter Law, 1972)
Number of Constituent Municipalities	567
Population Census 1980	7,364,823
Population Census 1990	7,730,188
Land Area - Square Miles	7,487.32
Net Value on which County Taxes are Apportioned	468,191,309,512
County Taxes Apportioned	2,001,088,437.19

Distribution of Ratables:

Class	Line Items	Assessed Valuation	% of Valuation
Vacant Land	349,054	11,981,410,741	3.84
Residential	2,063,726	210,729,865,034	67.48
Farm	57,559	2,986,976,512	.95
Commercial	117,014	49,897,276,710	15.98
Industrial	18,221	25,090,861,031	8.03
Apartment	17,128	11,608,817,637	3.72
TOTAL	2,622,702	312,295,207,665	100.00



S T A T E S U M M A R I E S

**SUMMARY
COUNTY DATA SHEETS**

EXPENDITURES		EXPENDITURES (cont'd.)		REVENUES REALIZED	
GENERAL GOVERNMENT		EDUCATION (excluding schools)		Property Taxes	2,001,088,437.44
Governing Body and Public Boards	27,247,487.35	County Superintendent of Schools	3,628,126.91	Financial Business Tax	
County Clerk	21,916,963.77	Vocational Schools	113,634,385.59	Franchise Tax	2,527,945.67
Financial Administration	36,997,312.01	County College	119,572,432.00	Bank Corp. Tax	
Board of Taxation	3,678,359.43	County Extension Services	9,231,764.02	Other Miscellaneous Taxes	773,903.72
Planning, Housing, Development	20,944,541.59	Libraries	3,143,084.00	State Aid Revenues	212,794,963.81
Human Resources	72,138,389.46	Other Educational Services	67,644,599.20	Federal Aid Revenues	55,912,600.96
Elections	23,367,879.69	STATUTORY EXPENDITURES		State and Local Fiscal Assistance Act Utilized	184,313.66
General Administration	217,710,614.31	Pensions and F.I.C.A.	174,185,972.62	Institutional Revenues	122,987,781.05
JUDICIARY		Employee Fringe Benefits	121,515,008.30	Courts	7,103,858.03
Superior Court-Law Division	33,369,832.34	Other Statutory Expenditures	965,337.00	County Clerk & Register	51,953,246.53
County Courts	46,215,967.06	Ceta & Other Public Employment Programs	8,034.00	Surrogate	3,959,248.83
County District Courts		COUNTY FUNCTIONS TOTAL	2,688,100,856.89	Sheriff	7,440,159.30
Juvenile and Domestic Relations Courts	4,142,629.00	CAPITAL IMPROVEMENTS *MEMO	31,875,580.67	Other Miscellaneous Revenues	439,696,415.58
Jury Commission and Jurors' Fees	6,511,204.96	DEBT SERVICE		Other Revenues, Revenue Sharing, Tax Effort	
Law Library	1,630,663.18	Principal Payments	150,737,075.90	TOTAL	2,906,422,874.58
Prosecutor's Office	94,303,537.00	Interest Payments	107,362,123.56	Prior Years Surplus Appropriated	154,473,176.51
Surrogate's Office	6,812,260.48	DEFERRED CHARGES	16,603,118.97	REVENUES TOTAL	3,060,896,051.09
Probation Office	64,206,278.14	RESERVE FOR UNCOLLECTED TAXES		CURRENT FINANCES DECEMBER 31,	
County Clerk (Judicial Functions)	16,088,958.70	EXPENDITURES TOTAL	2,962,803,175.32	ASSETS	
Sheriff's Office (Judicial Functions)	6,225,972.00	CAPITAL DEBT AUTHORIZED, DECEMBER 31,		Cash Dec. 31,	540,192,615.28
Other Judicial	849,211.81	ISSUED AND UNISSUED GROSS DEBT		Taxes Receivable	16,922,976.12
PUBLIC SAFETY		School	4,340,000	Emergencies and Other Deferred Charges	14,140,877.94
County Police	69,637,477.31	Self-liquidating	235,936,000	State Aid Receivable	15,751,247.68
Sheriff's Office	68,426,619.12	Other	3,248,732,575	Other Receivable	66,980,341.30
Civil Defense and Disaster Control	5,160,519.29	Total	3,489,008,575	TOTAL	653,988,058.32
Environmental Inspection and Control	3,581,432.99	ISSUED AND OUTSTANDING		LIABILITIES RESERVES, AND SURPLUS	
Weights and Measures	15,004,607.42	School	4,340,000.00	Cash Liabilities	339,256,618.62
Correctional and Penal	146,290,188.05	Self-liquidating	84,832,000.00	Reserves For Receivables	63,957,281.44
Other Public Safety	3,997,630.00	Other	2,351,426,806.20	Surplus Dec 31,	250,774,158.26
PUBLIC WORKS		Total	2,440,598,806.20	TOTAL	653,988,058.32
Roads and Bridges, Streets, Drainage	19,575,553.08	Equalized Valuation Basis for Net Debt Computation	427,822,474,454.67		
State Aid Motor Vehicle Fund	9,683,511.00	CAPITAL OUTLAY TOTAL	503,630,684.06		
County Funds	81,990,517.79	Public Enterprises	13,513,960.54		
Other Roads and Bridges		Recreation—Culture	17,758,068.35		
Public Buildings and Grounds	67,229,448.42	Public Works	154,560,479.73		
Other Public Works	18,169,107.18	Buildings and Grounds	274,403,917.79		
HEALTH AND WELFARE		Library and Education	37,365,327.19		
County Health Department	10,089,900.81	Conservation	6,028,930.26		
Mental Health Activities	122,667,259.90	All Other			
Tubercular Patient Care	68,714.00				
County Hospitals, Homes	73,083,885.08				
County Aid to Hospitals	114,253,146.00				
Health Clinics	4,270,103.00				
Mosquito Extermination	10,834,711.56				
Health Services Except Environmental	124,481,733.03				
County Welfare Board	218,090,278.23				
Child Welfare	20,263,953.11				
Other Welfare Services	79,742,777.43				
RECREATION AND CONSERVATION					
Parks, Playgrounds, Shade Trees	65,234,942.60				
Land Reclamation and Conservation	8,080,296.52				
Other Recreational Services	10,226,448.05				

**SUMMARY
MUNICIPAL DATA SHEETS**

EXPENDITURES		REVENUES-REALIZED		1989 PROPERTY TAX			
GENERAL GOVERNMENT				STATE EQUALIZED TAX RATE →			
Governing Body & Public Boards	12,277,276.43	1989 Property Taxes Collected	9,525,243,979.52	Local District School Taxes	3,539,791,345.73		
Municipal Clerk	20,244,331.12	1989 Payments in Lieu of Taxes	64,063,550.50	Regional & Consolidated School Tax	783,531,719.55		
Financial Administration	56,173,522.77	Delinquent Tax & Lien Collections	272,276,851.89	School Taxes in Municipal Budget	26,234,268.79		
Assessment of Taxes	44,350,930.88	Business Personalty Replacement Taxes	162,396,017.43	County Taxes	* 2,012,529,910.19		
Collection of Taxes	35,130,506.05	Taxes from Public Utilities	686,998,264.75	County Library Taxes	31,642,109.23		
Planning, Housing & Development	39,157,250.77	Other Miscellaneous Tax Revenues	49,224,700.23	Local Municipal Purpose Taxes	2,329,788,002.75		
Human Resources	106,833,732.49	State Aid Revenues	415,664,007.81	Veteran & Senior Citizen Taxes	63,165,109.00		
Elections	5,662,238.71	Federal Aid Revenues	12,419,972.07	Total Taxes for Rate Computation	8,788,733,771.34		
General Administration (other)	494,116,635.77	State and Local Fiscal Assistance Act Utilized	405,556.79	Special District Taxes	37,259,023.28		
JUDICIARY		Sale of Acquired Property	2,067,553.81	Bank Corp. Taxes			
Municipal Courts	59,574,514.00	Other Miscellaneous Revenues	443,559,689.36	Added and Omitted Taxes	115,332,977.74		
PUBLIC SAFETY		Total	11,039,534,704.64	Total Taxes Levied - ABSTRACT	8,923,161,268.36		
Fire Protection	325,577,606.11	Prior Years Surplus Appropriated	507,544,091.41	Total Taxes Billed	3,934,923,306.30		
Police Protection	902,152,911.52	REVENUES TOTAL	11,547,178,376.05	1989 TAXES COLLECTED	3,525,243,979.52		
Civil Defense & Disaster Control	4,427,833.02	Reserve For Uncollected Taxes	433,324,774.33	1989 Taxes Cancelled, Abated or Adjusted	34,356,091.49		
Environmental Inspection & Control	35,957,730.04	CAPITAL OUTLAY TOTAL	810,302,778.47	Transfer to Tax Title Liens or Foreclosed	22,296,788.49		
Other Public Safety	900,530.42	Public Enterprises	201,567,024.44	Balance Outstanding Dec. 31, 1989	353,007,305.14		
PUBLIC WORKS		Recreation-Culture	36,753,010.27	PRIOR YEARS TAXES OUTSTANDING			
Streets and Drainage	299,708,799.05	Public Works	322,376,463.15	Balance January 1, 1989	320,062,523.83		
Sewers and Sewage Processing	314,795,458.30	Buildings and Grounds	222,559,360.21	Collected in 1989	250,067,545.40		
Garbage and Trash Disposal	291,203,350.49	Library and Education	35,266,514.75	Cancelled, Abated or Adjusted 1989	17,534,059.31		
Public Buildings and Grounds	94,452,927.44	Conservation	16,373,352.84	Transfers to Tax Title Liens or Foreclosed	12,655,805.97		
Other Public Works	48,153,302.97	All Other		Balance December 31, 1989	39,603,113.20		
HEALTH and WELFARE		CAPITAL DEBT AUTHORIZED, DECEMBER 31, 1989		TAX TITLE LIENS OUTSTANDING			
Health Services Except Environmental	80,401,571.23	ISSUED AND UNISSUED	GROSS DEBT	NET DEBT			
Welfare-Public Assistance	33,757,925.70	School	1,751,905,257	5,576,177			
Hospital, Clinics, First Aid	606,279.73	Self-Liquidating	1,296,145,032	186,035,979			
Animal, Insect, & Rodent Control	4,083,777.72	Other	3,792,206,010	3,336,784,369			
Other Welfare Services	7,600,635.28	Total	6,840,316,300	3,528,396,526			
RECREATION and CONSERVATION		ISSUED AND OUTSTANDING		PROPERTY ACQUIRED BY DEED OR FORECLOSURE			
Beaches and Boardwalks	9,342,135.78	School	1,387,600,714.97	Balance January 1, 1989	309,433,301.58		
Parks, Playgrounds, Shade Trees	46,495,244.64	Self-Liquidating	923,914,000.10	Transfers From Taxes or Liens	4,667,852.47		
Land Reclamation & Conservation	29,903,197.10	Other	3,027,046,729.52	Sale for Cash (1989)	10,096,563.80		
Other Recreational Services	55,452,405.20	Total	5,338,561,444.59	Cancelled, Abated or Adjusted (1989)	10,328,392.54		
EDUCATION (excluding schools)		EQUALIZED VALUATION BASIS FOR NET DEBT COMPUTATION		Balance December 31, 1989	293,676,597.71		
Libraries	111,475,977.51	427,822,474,454.67		CURRENT FINANCES DECEMBER 31, 1989			
Other Educational Services	31,857,155.72	REAL PROPERTY VALUATIONS		ASSETS			
STATUTORY EXPENDITURES		Code	Class	# of Parcels	% VAL'N	ASSESSED VALUATION	
Pensions & F. L. C. A.	334,327,255.40	1	Vacant Land			Cash Dec. 31, 1989	1,793,696,387.31
Employee Fringe Benefits	139,651,490.83	2	Residential			Taxes Receivable	392,612,418.34
Other Statutory Expenditures	5,433,047.22	3	Farm			Tax Title Liens	88,946,492.40
CETA And Other Public Employment Programs		4a	Commercial (SEE PAGE 48)			Foreclosed Property	293,676,697.71
MUNICIPAL FUNCTIONS TOTAL		4b	Industrial			Emergencies & Other Deferred Charges	100,235,353.69
CAPITAL IMPROVEMENTS *MEMO*		4c	Apartments			State and Federal Aid Receivable	38,414,096.99
DEBT SERVICE		Total				Other Receivables	137,130,786.19
Principal Payments	245,305,558.08	Land Area 7487.32 Sq. Miles				Total	2,844,712,232.63
Interest Payments	207,023,512.43	Net Valuation Taxable-Municipal	3	14,561,256,775.00		LIABILITIES, RESERVES, AND SURPLUS	
TYPE I SCHL DEBT *MEMO	66,832,712.77	Net Valuation Taxable-County	4	68,191,309,512.00		Cash Liabilities	1,204,055,750.45
DEFERRED CHARGES	58,395,537.15	State Equalized Valuation	4	91,900,390,383.00		Reserves for Receivables	912,282,769.18
SCHOOL, COUNTY, SPECIAL DISTRICT TAXES	6,483,039,487.87	State Equalization Ratio				Surplus Dec. 31, 1989	728,373,713.00
RESERVE FOR UNCOLLECTED TAXES	433,824,774.33					Total	2,844,712,232.63
EXPENDITURES TOTAL	11,623,844,555.37						

Population 1980 174,117
 Population 1990 224,327
 S & P Rating
 Moody Rating

General Tax Rate Per \$100.

State Equalized Tax Rate

**SUMMARY
 ATLANTIC COUNTY
 MUNICIPALITIES**

PER CAPITA: Gross Debt 1,257.53
 Net Debt 681.66
 Debt Service 91.13
 Total Tax Levy 1,471.89
 Municipal Expenditures 1,000.37

PER CENT: Gross Debt 1.85
 Net Debt 1.00
 Tax Levy Collected 94.15
 Tax Levy Cancelled, Abated or Adjusted .17

EXPENDITURES		REVENUES-REALIZED		1989 PROPERTY TAX	
GENERAL GOVERNMENT		REVENUES-REALIZED		STATE EQUALIZED TAX RATE	
Governing Body & Public Baards	1,833,234.20	1989 Property Taxes Collected	308,963,135.06	Local District Schaal Taxes	89,414,107.56
Municipal Clerk	537,710.51	1989 Payments in Lieu of Taxes	1,297,674.97	Regional & Consolidated School Tax	19,566,592.49
Financial Administration	2,357,532.05	Delinquent Tax & Lien Collections	17,445,270.11	Schaal Taxes in Municipal Budget	2,435,325.30
Assessment of Taxes	1,364,078.84	Business Personality Replacement Taxes	3,078,459.17	County Taxes	* 76,367,782.30
Collection of Taxes	1,805,752.54	Taxes from Public Utilities	21,938,474.70	County Library Taxes	2,392,225.00
Planning, Hausing & Development	2,281,706.00	Other Miscellaneous Tax Revenues	137,685.36	Local Municipal Purpose Taxes	133,083,529.48
Human Resources	2,851,804.09	State Aid Revenues	7,085,495.28	Veteran & Senior Citizen Taxes	2,107,350.00
Elections	204,390.00	Federal Aid Revenues	191,000.00	Total Taxes far Rate Computation	325,366,912.13
General Administration (ather)	27,314,945.00	State and Local Fiscal Assistance Act Utilized	8,368.90	Special District Taxes	1,385,439.06
JUDICIARY		Sale of Acquired Property	1,092,052.55	Bank Corp. Taxes	
Municipal Courts	2,593,806.90	Other Miscellaneous Revenues	34,269,600.07	Added and Omitted Taxes	5,536,636.33
PUBLIC SAFETY		Total	395,557,215.47	Total Taxes Levied - ABSTRACT	330,183,687.52
Fire Protection	20,211,047.84	Prior Years Surplus Appropriated	19,075,429.34	Total Taxes Billed	328,170,165.50
Police Protection	44,670,612.53	REVENUES TOTAL	414,632,704.81	1989 TAXES COLLECTED	308,963,135.06
Civil Defense & Disaster Control	319,042.23	REVENUE FOR UNCOLLECTED TAXES	23,314,939.18	1989 Taxes Cancelled, Abated or Adjusted	565,238.57
Environmental Inspection & Control	4,256,471.34	CAPITAL OUTLAY TOTAL	26,946,729.63	Transfer to Tax Title Liens or Foreclosed	836,861.48
Other Public Safety	109,154.95	Public Enterprises	4,230,338.29	Balance Outstanding Dec. 31, 1989	17,804,930.39
PUBLIC WORKS		Recreation—Culture	2,303,822.85	PRIOR YEARS TAXES OUTSTANDING	
Streets and Drainage	8,845,753.96	Public Works	10,950,672.21	Balance January 1, 1989	24,666,404.67
Sewers and Sewage Processing	7,435,919.64	Buildings and Grounds	9,061,066.97	Collected in 1989	15,803,569.59
Garbage and Trash Disposal	6,440,033.42	Library and Education	400,829.31	Cancelled, Abated or Adjusted 1989	8,327.81
Public Buildings and Grounds	6,940,536.03	Conservation		Transfers to Tax Title Liens or Foreclosed	831,688.39
Other Public Works	1,053,080.55	All Other		Balance December 31, 1989	8,022,818.88
HEALTH and WELFARE		CAPITAL DEBT AUTHORIZED, DECEMBER 31, 1989		TAX TITLE LIENS OUTSTANDING	
Health Services Except Environmental	4,100,939.51	ISSUED AND UNISSUED		Balance January 1, 1989	4,911,091.02
Welfare-Public Assistance	1,191,256.74	Schaal	95,057,324	Transfer From Taxes	1,807,242.56
Hospital, Clinics, First Aid	4,000.00	Self-Liquidating	35,476,361	Redeemed in 1989	1,408,012.48
Animal, Insect, & Rodent Control	131,061.78	Other	151,503,368	Cancelled, Abated or Adjusted (1989)	3,001.55
Other Welfare Services		Total	282,038,054	Transfers to Foreclosed Property	24,901.81
RECREATION and CONSERVATION		ISSUED AND OUTSTANDING		Balance December 31, 1989	5,282,417.74
Beaches and Boardwalks	3,231,231.90	School	61,153,352.09	PROPERTY ACQUIRED BY DEED OR FORECLOSURE	
Parks, Playgrounds, Shade Trees	1,335,439.91	Self-Liquidating	25,587,323.79	Balance January 1, 1989	16,110,532.79
Land Reclamation & Conservation	151,214.78	Other	134,807,828.12	Transfers From Taxes or Liens	28,593.99
Other Recreational Services	996,493.38	Total	221,548,504.00	Sale for Cash (1989)	2,442,791.55
EDUCATION (excluding schools)		EQUALIZED VALUATION BASIS FOR NET DEBT COMPUTATION	15,227,022,168.32	Cancelled, Abated or Adjusted (1989)	
Libraries	2,635,000.17	REAL PROPERTY VALUATIONS		Balance December 31, 1989	13,696,335.23
Other Educational Services	200,725.00	Code Class # of Parcels % VAL'N	ASSESSED VALUATION	CURRENT FINANCES DECEMBER 31, 1989	
STATUTORY EXPENDITURES		1 Vacant Land		ASSETS	
Pensions & F. L. C. A.	15,543,410.23	2 Residential		Cash Dec. 31, 1989	73,837,402.18
Employee Fringe Benefits	4,548,374.53	3 Farm		Taxes Receivable	25,827,749.27
Other Statutory Expenditures	500,012.20	4a Commercial (SEE PAGE 7)		Tax Title Liens	5,282,417.74
CETA And Other Public Employment Programs		4b Industrial		Foreclosed Property	13,696,335.23
MUNICIPAL FUNCTIONS TOTAL	178,411,876.30	4c Apartments		Emergencies & Other Deferred Charges	1,245,395.22
CAPITAL IMPROVEMENTS *MEMO*	1,587,066.00	Total		State and Federal Aid Receivable	887,080.54
DEBT SERVICE		Land Area 566.97 Sq. Miles		Other Receivables	3,206,245.27
Principal Payments	11,004,031.26	Net Valuation Taxable-Municipal	14,224,775,394.00	Total	123,982,625.45
Interest Payments	9,439,431.69	Net Valuation Taxable-County	15,881,746,528.00	LIABILITIES, RESERVES, AND SURPLUS	
TYPE I SCHL DEBT *MEMO	3,006,076.69	State Equalized Valuation	17,246,963,454.00	Cash Liabilities	40,476,509.99
DEFERRED CHARGES	2,239,961.79	State Equalization Ratio		Reserves for Receivables	47,902,116.71
SCHOOL, COUNTY, SPECIAL DISTRICT TAXES	191,561,521.71			Surplus Dec. 31, 1989	35,603,998.75
RESERVE FOR UNCOLLECTED TAXES	23,314,939.18			Total	123,982,625.45
EXPENDITURES TOTAL	415,970,811.93				

Population 1980 845,385
 Population 1990 825,380
 S & P Rating
 Moody Rating

General Tax Rate Per \$100.
 State Equalized Tax Rate

**SUMMARY
 BERGEN COUNTY
 MUNICIPALITIES**

PER CAPITA: Gross Debt 577.23 PER CENT: Gross Debt .66
 Net Debt 449.38 Net Debt .51
 Debt Service 59.44 Tax Levy Collected 97.40
 Total Tax Levy 1,424.98 Tax Levy Cancelled, Abated or Adjusted .52
 Municipal Expenditures 717.51

EXPENDITURES		REVENUES-REALIZED		1989 PROPERTY TAX	
GENERAL GOVERNMENT		REVENUES-REALIZED		STATE EQUALIZED TAX RATE →	
Governing Body & Public Boards	999,152.00	1989 Property Taxes Collected	1,149,635,243.99	Local District School Taxes	546,752,115.50
Municipal Clerk	1,305,031.64	1989 Payments in Lieu of Taxes	2,537,653.97	Regional & Consolidated School Tax	76,244,272.23
Financial Administration	5,265,418.35	Delinquent Tax & Lien Collections	20,012,190.07	School Taxes in Municipal Budget	2,552,590.00
Assessment of Taxes	4,683,409.98	Business Personality Replacement Taxes	15,295,315.90	County Taxes	176,086,735.75
Collection of Taxes	4,315,466.64	Taxes from Public Utilities	63,248,591.77	County Library Taxes	
Planning, Housing & Development	2,782,305.92	Other Miscellaneous Tax Revenues	1,450,031.72	Local Municipal Purpose Taxes	365,433,645.99
Human Resources	5,302,459.70	State Aid Revenues	12,110,305.34	Veteran & Senior Citizen Taxes	7,609,150.00
Elections	384,344.22	Federal Aid Revenues	23,654.00	Total Taxes for Rate Computation	1,175,270,509.47
General Administration (other)	51,201,149.53	State and Local Fiscal Assistance Act Utilized	221,532.40	Special District Taxes	1,254,200.00
JUDICIARY		Sale of Acquired Property		Bank Corp. Taxes	
Municipal Courts	5,957,516.43	Other Miscellaneous Revenues	30,673,749.75	Added and Omitted Taxes	7,220,152.70
PUBLIC SAFETY		Total	1,349,208,318.91	Total Taxes Levied - ABSTRACT	1,176,153,712.17
Fire Protection	26,790,638.46	Prior Years Surplus Appropriated	49,743,191.02	Total Taxes Billed	1,179,300,711.20
Police Protection	112,019,614.65	REVENUES TOTAL	1,398,951,509.93	1989 TAXES COLLECTED	1,148,635,243.99
Civil Defense & Disaster Control	682,454.05	Reserve For Uncollected Taxes	41,055,027.21	1989 Taxes Cancelled, Abated or Adjusted	6,165,404.38
Environmental Inspection & Control	7,017,719.40	CAPITAL OUTLAY TOTAL	60,250,491.36	Transfer to Tax Title Liens or Foreclosed	454,244.11
Other Public Safety	63,900.00	Public Enterprises	7,219,338.00	Balance Outstanding Dec. 31, 1989	24,165,406.22
PUBLIC WORKS		Recreation-Culture	1,593,443.91	PRIOR YEARS TAXES OUTSTANDING	
Streets and Drainage	33,899,467.03	Public Works	23,958,406.07	Balance January 1, 1989	22,382,507.62
Sewers and Sewage Processing	52,721,356.97	Buildings and Grounds	22,355,107.55	Collected in 1989	19,526,240.84
Garbage and Trash Disposal	57,532,450.61	Library and Education	1,269,031.50	Cancelled, Abated or Adjusted 1989	658,927.03
Public Buildings and Grounds	7,897,352.97	Conservation	1,153,899.70	Transfers to Tax Title Liens or Foreclosed	180,057.70
Other Public Works	5,610,332.15	All Other		Balance December 31, 1989	2,017,232.05
HEALTH and WELFARE		CAPITAL DEBT AUTHORIZED, DECEMBER 31, 1989		TAX TITLE LIENS OUTSTANDING	
Health Services Except Environmental	6,477,214.44	ISSUED AND UNISSUED		Balance January 1, 1989	2,329,905.61
Welfare-Public Assistance	1,432,693.53	School	61,475,194	Transfer From Taxes	659,502.14
Hospital, Clinics, First Aid	113,227.73	Self-Liquidating	44,492,110	Redeemed in 1989	490,441.99
Animal, Insect, & Rodent Control	287,542.32	Other	370,403,452	Cancelled, Abated or Adjusted (1989)	176,586.07
Other Welfare Services	95,094.00	Total	476,430,752	Transfers to Foreclosed Property	60,039.34
RECREATION and CONSERVATION		ISSUED AND OUTSTANDING		Balance December 31, 1989	2,262,340.55
Beaches and Boardwalks	76,530.00	School	45,546,934.30	PROPERTY ACQUIRED BY DEED OR FORECLOSURE	
Parks, Playgrounds, Shade Trees	7,203,774.32	Self-Liquidating	31,876,698.00	Balance January 1, 1989	13,154,550.70
Land Reclamation & Conservation	5,303,333.03	Other	265,633,919.44	Transfers From Taxes or Liens	60,213.34
Other Recreational Services	6,551,051.76	Total	303,057,552.24	Sale for Cash (1989)	
EDUCATION (excluding schools)		EQUALIZED VALUATION BASIS FOR NET DEBT COMPUTATION	72,158,385,491.00	Cancelled, Abated or Adjusted (1989)	43,300.00
Libraries	20,105,061.05	REAL PROPERTY VALUATIONS		Balance December 31, 1989	13,172,064.04
Other Educational Services	1,167,626.15	Code Class # of Parcels % VAL'N ASSESSED VALUATION		CURRENT FINANCES DECEMBER 31, 1989	
STATUTORY EXPENDITURES		1 Vacant Land		ASSETS	
Pensions & F. I. C. A.	35,184,317.65	2 Residential		Cash Dec. 31, 1989	192,718,547.62
Employee Fringe Benefits	21,366,049.35	3 Farm		Taxes Receivable	26,182,706.27
Other Statutory Expenditures	213,315.47	4a Commercial (SEE PAGE 9)		Tax Title Liens	2,262,340.55
CETA And Other Public Employment Programs		4b Industrial		Foreclosed Property	13,172,064.04
MUNICIPAL FUNCTIONS TOTAL	492,152,575.56	4c Apartments		Emergencies & Other Deferred Charges	10,338,206.43
CAPITAL IMPROVEMENTS *MEMO*	5,827,351.19	Total		State and Federal Aid Receivable	524,995.92
DEBT SERVICE		Land Area 234.57 Sq. Miles		Other Receivables	12,589,503.65
Principal Payments	30,072,965.82	Net Valuation Taxable-Municipal	67,055,663,743.00	Total	247,793,364.68
Interest Payments	13,991,309.44	Net Valuation Taxable-County	7,055,062,971.00	LIABILITIES, RESERVES, AND SURPLUS	
TYPE I SCHL DEBT *MEMO	2,513,634.63	State Equalized Valuation	61,292,471,432.00	Cash Liabilities	112,934,639.13
DEFERRED CHARGES	9,932,961.06	State Equalization Ratio		Reserves for Receivables	54,178,694.34
SCHOOL, COUNTY, SPECIAL DISTRICT TAXES	903,499,213.46			Surplus Dec. 31, 1989	90,680,031.21
RESERVE FOR UNCOLLECTED TAXES	41,055,027.21			Total	247,793,364.68
EXPENDITURES TOTAL	1,325,717,201.75				

Population 1980 362,542
 Population 1990 395,066
 S & P Rating
 Moody Rating

General Tax Rate Per \$100.

State Equalized Tax Rate

**SUMMARY
 BURLINGTON COUNTY
 MUNICIPALITIES**

PER CAPITA:

Gross Debt 847.08
 Net Debt 324.02
 Debt Service 29.52
 Total Tax Levy 840.22
 Municipal Expenditures 377.99

PER CENT:

Gross Debt 2.40
 Net Debt .92
 Tax Levy Collected 95.45
 Tax Levy Cancelled, Abated or Adjusted .53

EXPENDITURES		REVENUES-REALIZED		1989 PROPERTY TAX		
GENERAL GOVERNMENT				STATE EQUALIZED TAX RATE		
Governing Body & Public Boards	329,055.00	1989 Property Taxes Collected	316,797,927.37	Local District School Taxes	135,599,971.14	
Municipal Clerk	769,380.15	1989 Payments in Lieu of Taxes	35,983.43	Regional & Consolidated School Tax	36,662,197.04	
Financial Administration	2,075,939.06	Delinquent Tax & Lien Collections	12,056,825.44	School Taxes in Municipal Budget	98,400.00	
Assessment of Taxes	1,799,203.69	Business Personality Replacement Taxes	3,913,536.54	County Taxes	86,740,000.00	
Collection of Taxes	1,695,347.72	Taxes from Public Utilities	32,059,066.37	County Library Taxes	3,670,000.00	
Planning, Housing & Development	2,115,392.95	Other Miscellaneous Tax Revenues	25,284.00	Local Municipal Purpose Taxes	53,990,493.08	
Human Resources	3,957,464.03	State Aid Revenues	6,348,755.00	Veteran & Senior Citizen Taxes	3,009,991.00	
Elections	253,831.99	Federal Aid Revenues	50,000.00	Total Taxes for Rate Computation	319,771,052.26	
General Administration (other)	15,545,031.16	State and Local Fiscal Assistance Act Utilized	17,552.00	Special District Taxes	6,543,637.23	
JUDICIARY		Sale of Acquired Property	58,957.50	Bank Corp. Taxes		
Municipal Courts	2,340,803.19	Other Miscellaneous Revenues	27,579,448.40	Added and Omitted Taxes	8,638,123.23	
PUBLIC SAFETY		Total	398,943,336.05	Total Taxes Levied - ABSTRACT	331,942,821.72	
Fire Protection	2,159,465.43	Prior Years Surplus Appropriated	26,277,371.10	Total Taxes Billed	331,907,575.73	
Police Protection	23,410,921.21	REVENUES TOTAL	425,220,707.15	1989 TAXES COLLECTED	316,797,927.37	
Civil Defense & Disaster Control	71,414.00	Reserve For Uncollected Taxes	16,840,780.37	1989 Taxes Cancelled, Abated or Adjusted	1,756,580.91	
Environmental Inspection & Control	3,195,235.86	CAPITAL OUTLAY TOTAL	27,213,555.79	Transfer to Tax Title Liens or Foreclosed	821,269.78	
Other Public Safety	16,570.00	Public Enterprises	5,384,523.85	Balance Outstanding Dec. 31, 1989	12,531,797.57	
PUBLIC WORKS		Recreation-Culture	1,907,885.53	PRIOR YEARS TAXES OUTSTANDING		
Streets and Drainage	12,922,353.33	Public Works	11,782,495.03	Balance January 1, 1989	12,392,677.23	
Sewers and Sewage Processing	2,579,074.57	Buildings and Grounds	9,042,462.05	Collected in 1989	11,504,177.49	
Garbage and Trash Disposal	13,100,371.40	Library and Education	76,756.56	Cancelled, Abated or Adjusted 1989	136,896.66	
Public Buildings and Grounds	3,174,795.18	Conservation	20,536.20	Transfers to Tax Title Liens or Foreclosed	308,631.99	
Other Public Works	2,129,102.00	All Other		Balance December 31, 1989	442,971.09	
HEALTH and WELFARE		CAPITAL DEBT AUTHORIZED, DECEMBER 31, 1989		TAX TITLE LIENS OUTSTANDING		
Health Services Except Environmental	201,945.60	ISSUED AND UNISSUED		Balance January 1, 1989	4,440,347.73	
Welfare-Public Assistance	679,634.00	School	119,113,197	Transfer From Taxes	1,137,842.90	
Hospital, Clinics, First Aid	114,320.43	Self-Liquidating	89,649,576	Redeemed in 1989	542,533.95	
Animal, Insect, & Rodent Control	28,704.00	Other	125,891,044	Cancelled, Abated or Adjusted (1989)	1,860.48	
Other Welfare Services		Total	334,653,818	Transfers to Foreclosed Property	78,420.44	
RECREATION and CONSERVATION		ISSUED AND OUTSTANDING		Balance December 31, 1989	4,955,375.76	
Beaches and Boardwalks	2,000.00	School	113,904,929.12	PROPERTY ACQUIRED BY DEED OR FORECLOSURE		
Parks, Playgrounds, Shade Trees	1,514,532.01	Self-Liquidating	63,417,304.73	Balance January 1, 1989	6,019,680.19	
Land Reclamation & Conservation	539,093.23	Other	90,165,030.51	Transfers From Taxes or Liens	78,420.44	
Other Recreational Services	1,533,332.23	Total	267,487,264.36	Sale for Cash (1989)	151,887.50	
EDUCATION (excluding schools)		EQUALIZED VALUATION BASIS		Cancelled, Abated or Adjusted (1989)	43,898.93	
Libraries	1,932,643.00	FOR NET DEBT COMPUTATION	13,952,676,457.00	Balance December 31, 1989	5,902,314.20	
Other Educational Services	44,350.00	REAL PROPERTY VALUATIONS		CURRENT FINANCES DECEMBER 31, 1989		
STATUTORY EXPENDITURES		Code	Class	# of Parcels	% VAL'N	ASSETS
Pensions & F. L. C. A.	8,313,667.16	1	Vacant Land			Cash Dec. 31, 1989
Employee Fringe Benefits	5,417,151.43	2	Residential			Taxes Receivable
Other Statutory Expenditures	103,634.55	3	Farm			Tax Title Liens
CETA And Other Public Employment Programs		4a	Commercial (SEE PAGE 11)			Foreclosed Property
MUNICIPAL FUNCTIONS TOTAL		4b	Industrial			Emergencies & Other Deferred Charges
CAPITAL IMPROVEMENTS *MEMO*		4c	Apartments			State and Federal Aid Receivable
DEBT SERVICE		Total				Other Receivables
Principal Payments	6,473,310.50	Land Area	817.64 Sq. Miles			Total
Interest Payments	5,185,588.89	Net Valuation Taxable-Municipal		12,284,842,006.00		LIABILITIES, RESERVES, AND SURPLUS
TYPE I SCHL DEBT *MEMO	161,161.00	Net Valuation Taxable-County		14,985,761,956.00		Cash Liabilities
DEFERRED CHARGES	1,638,842.80	State Equalized Valuation		16,629,847,927.00		Reserves for Receivables
SCHOOL, COUNTY, SPECIAL DISTRICT TAXES	269,314,205.41	State Equalization Ratio				Surplus Dec. 31, 1989
RESERVE FOR UNCOLLECTED TAXES	16,840,780.37					Total
EXPENDITURES TOTAL	418,644,600.69					133,248,632.10

*ABOVE DEBT SERVICE INCLUDES TYPE I SCHOOL DEBT

Population 1980 471,573
 Population 1990 502,324
 S & P Rating
 Moody Rating

General Tax Rate Per \$100.

State Equalized Tax Rate

**SUMMARY
 CAMDEN COUNTY
 MUNICIPALITIES**

PER CAPITA:		PER CENT:	
Gross Debt	644.57	Gross Debt	2.22
Net Debt	337.40	Net Debt	1.16
Debt Service	42.03	Tax Levy Collected	95.19
Total Tax Levy	903.29	Tax Levy Cancelled, Abated or Adjusted	2.8
Municipal Expenditures	474.56		

EXPENDITURES		REVENUES-REALIZED	1989 PROPERTY TAX		
			STATE EQUALIZED TAX RATE		
GENERAL GOVERNMENT					
Governing Body & Public Boards	375,356.79	1989 Property Taxes Collected	433,743,503.13	163,748,355.86	
Municipal Clerk	501,135.00	1989 Payments in Lieu of Taxes	2,280,381.93	27,240,577.50	
Financial Administration	2,710,622.37	Delinquent Tax & Lien Collections	16,554,321.37		
Assessment of Taxes	1,540,004.01	Business Personalty Replacement Taxes	3,511,119.45	150,651,386.00	
Collection of Taxes	2,137,352.44	Taxes from Public Utilities	36,419,303.00	County Library Taxes	1,715,422.00
Planning, Housing & Development	2,231,236.72	Other Miscellaneous Tax Revenues	789,697.86	Local Municipal Purpose Taxes	93,473,410.17
Human Resources	3,017,635.05	State Aid Revenues	35,913,523.32	Veteran & Senior Citizen Taxes	4,929,550.00
Elections	311,544.04	Federal Aid Revenues	434,309.00	Total Taxes for Rate Computation	441,758,701.53
General Administration (other)	21,376,022.14	State and Local Fiscal Assistance Act Utilized	4,098.97	Special District Taxes	9,554,620.11
JUDICIARY		Sale of Acquired Property		Bank Corp. Taxes	
Municipal Courts	3,006,473.46	Other Miscellaneous Revenues	34,232,639.01	Added and Omitted Taxes	7,809,823.04
PUBLIC SAFETY		Total	569,572,956.09	Total Taxes Levied - ABSTRACT	454,193,596.69
Fire Protection	15,116,371.52	Prior Years Surplus Appropriated	20,980,344.94	Total Taxes Billed	455,669,266.46
Police Protection	45,342,619.43	REVENUES TOTAL	590,553,901.03	1989 TAXES COLLECTED	433,743,563.18
Civil Defense & Disaster Control	115,015.16	Reserve For Uncollected Taxes	24,033,964.96	1989 Taxes Cancelled, Abated or Adjusted	1,279,094.82
Environmental Inspection & Control	4,741,349.30	CAPITAL OUTLAY TOTAL	32,732,912.99	Transfer to Tax Title Liens or Foreclosed	3,594,243.83
Other Public Safety	3,335.00	Public Enterprises	7,529,790.62	Balance Outstanding Dec. 31, 1989	17,052,464.23
PUBLIC WORKS		Recreation-Culture	1,182,429.52	PRIOR YEARS TAXES OUTSTANDING	
Streets and Drainage	12,832,974.67	Public Works	15,949,759.42	Balance January 1, 1989	15,962,536.99
Sewers and Sewage Processing	4,653,311.72	Buildings and Grounds	6,391,583.10	Collected in 1989	13,211,277.07
Garbage and Trash Disposal	22,903,191.95	Library and Education	10,295.65	Cancelled, Abated or Adjusted 1989	322,183.43
Public Buildings and Grounds	5,402,124.99	Conservation	5,054.79	Transfers to Tax Title Liens or Foreclosed	955,343.40
Other Public Works	1,730,408.29	All Other		Balance December 31, 1989	973,233.09
HEALTH and WELFARE		CAPITAL DEBT AUTHORIZED, DECEMBER 31, 1989		TAX TITLE LIENS OUTSTANDING	
Health Services Except Environmental	373,620.59	ISSUED AND UNISSUED		Balance January 1, 1989	12,395,413.49
Welfare-Public Assistance	1,840,649.07	Schaal	108,195,323	Transfer From Taxes	4,736,134.22
Hospital, Clinics, First Aid		Self-Liquidating	54,738,779	Redeemed in 1989	3,353,044.54
Animal, Insect, & Radent Control	73,810.00	Other	161,179,052	Cancelled, Abated or Adjusted (1989)	394,479.15
Other Welfare Services		Total	324,113,155	Transfers to Foreclosed Property	790,198.11
RECREATION and CONSERVATION		ISSUED AND OUTSTANDING		Balance December 31, 1989	12,593,825.91
Beaches and Boardwalks		Schaal	109,572,000.00	PROPERTY ACQUIRED BY DEED OR FORECLOSURE	
Parks, Playgrounds, Shade Trees	1,001,808.91	Self-Liquidating	49,169,924.94	Balance January 1, 1989	30,285,265.89
Land Reclamation & Conservation	533,509.56	Other	137,752,115.82	Transfers From Taxes or Liens	850,977.21
Other Recreational Services	1,772,340.51	Total	296,494,040.76	Sale for Cash (1989)	1,668,844.06
EDUCATION (excluding schools)		EQUALIZED VALUATION BASIS		Cancelled, Abated or Adjusted (1989)	185,450.00
Libraries	3,289,269.31	FOR NET DEBT COMPUTATION	14,630,263,257.68	Balance December 31, 1989	29,281,949.04
Other Educational Services	376,662.94	REAL PROPERTY VALUATIONS		CURRENT FINANCES DECEMBER 31, 1989	
STATUTORY EXPENDITURES		Code Class # of Parcels % VAL'N	ASSESSED VALUATION	ASSETS	
Pensions & F. I. C. A.	14,429,478.14	1 Vacant Land		Cash Dec. 31, 1989	74,887,700.51
Employee Fringe Benefits	11,713,222.29	2 Residential		Taxes Receivable	18,025,697.32
Other Statutory Expenditures	141,652.24	3 Farm		Tax Title Liens	12,593,825.91
CETA And Other Public Employment Programs		4a Commercial (SEE PAGE 13)		Foreclosed Property	29,281,949.04
MUNICIPAL FUNCTIONS TOTAL	191,403,674.61	4b Industrial		Emergencies & Other Deferred Charges	3,102,003.33
CAPITAL IMPROVEMENTS *MEMO*	1,741,713.24	4c Apartments		State and Federal Aid Receivable	1,362,794.95
DEBT SERVICE		Total		Other Receivables	5,166,935.78
Principal Payments	11,137,905.69	Land Area 222.01 Sq. Miles		Total	144,420,906.84
Interest Payments	10,019,257.93	Net Valuation Taxable-Municipal	3,271,710,964.00	LIABILITIES, RESERVES, AND SURPLUS	
DEFERRED CHARGES	1,985,198.77	Net Valuation Taxable-County	15,216,407,040.00	Cash Liabilities	49,170,432.73
SCHOOL, COUNTY, SPECIAL DISTRICT TAXES	352,910,361.47	State Equalized Valuation	16,986,404,228.00	Reserves for Receivables	64,818,737.34
RESERVE FOR UNCOLLECTED TAXES	24,068,964.96	State Equalization Ratio		Surplus Dec. 31, 1989	30,431,736.77
EXPENDITURES TOTAL	591,530,363.48			Total	144,420,906.84

Population 1980 22,266
 Population 1990 95,097
 S & P Rating
 Moody Rating

General Tax Rate Per \$100.
 State Equalized Tax Rate

**SUMMARY
 CAPE MAY COUNTY
 MUNICIPALITIES**

PER CAPITA:
 Gross Debt 2,099.57
 Net Debt 1,262.85
 Debt Service 152.85
 Total Tax Levy 1,660.75
 Municipal Expenditures 1,237.79

PER CENT:
 Gross Debt 2.10
 Net Debt 1.26
 Tax Levy Collected 92.59
 Tax Levy Cancelled, Abated or Adjusted 4.9

EXPENDITURES	REVENUES-REALIZED	CAPITAL OUTLAY		CAPITAL DEBT AUTHORIZED, DECEMBER 31, 1989		1989 PROPERTY TAX	
GENERAL GOVERNMENT							
Governing Body & Public Boards	330,559.04	Public Enterprises	6,337,864.51	STATE EQUALIZED TAX RATE		STATE EQUALIZED TAX RATE	
Municipal Clerk	415,675.55	Recreation-Culture	460,084.26	Local District School Taxes		45,775,841.61	
Financial Administration	1,742,923.76	Public Works	10,783,436.78	Regional & Consolidated School Tax		7,487,619.00	
Assessment of Taxes	2,116,713.25	Buildings and Grounds	9,743,085.24	School Taxes in Municipal Budget		193,920.00	
Collection of Taxes	1,077,031.90	Library and Education		County Taxes		41,997,585.00	
Planning, Housing & Development	1,426,477.82	Conservation	89,680.29	County Library Taxes		1,544,845.28	
Human Resources	1,567,677.64	All Other		Local Municipal Purpose Taxes		56,950,739.26	
Elections	53,758.95			Veteran & Senior Citizen Taxes		1,294,150.00	
General Administration (other)	12,677,353.48			Total Taxes for Rate Computation		155,244,700.15	
JUDICIARY				Special District Taxes		1,605,371.79	
Municipal Courts	1,303,557.15			Bank Corp. Taxes			
PUBLIC SAFETY				Added and Omitted Taxes		2,362,931.42	
Fire Protection	4,109,118.93			Total Taxes Levied - ABSTRACT		157,918,853.36	
Police Protection	17,005,573.97			Total Taxes Billed		157,926,350.16	
Civil Defense & Disaster Control	159,579.58			1989 TAXES COLLECTED		146,222,043.03	
Environmental Inspection & Control	1,832,579.12			1989 Taxes Cancelled, Abated or Adjusted		769,037.73	
Other Public Safety				Transfer to Tax Title Liens or Foreclosed		830,436.47	
PUBLIC WORKS				Balance Outstanding Dec. 31, 1989		10,104,783.03	
Streets and Drainage	7,731,709.86			PRIOR YEARS TAXES OUTSTANDING			
Sewers and Sewage Processing	6,494,931.81			Balance January 1, 1989		8,524,681.57	
Garbage and Trash Disposal	4,801,860.19			Collected in 1989		7,763,419.12	
Public Buildings and Grounds	2,148,307.16			Cancelled, Abated or Adjusted 1989		19,845.73	
Other Public Works	4,053,657.90			Transfers to Tax Title Liens or Foreclosed		417,061.27	
HEALTH and WELFARE				Balance December 31, 1989		324,355.45	
Health Services Except Environmental	148,135.73			TAX TITLE LIENS OUTSTANDING			
Welfare-Public Assistance	265,475.87			Balance January 1, 1989		909,040.35	
Hospital, Clinics, First Aid	5,100.00			Transfer From Taxes		1,299,283.43	
Animal, Insect, & Radent Control	205,714.02			Redeemed in 1989		562,698.72	
Other Welfare Services				Cancelled, Abated or Adjusted (1989)		8,845.87	
RECREATION and CONSERVATION				Transfers to Foreclosed Property		13,705.87	
Beaches and Boardwalks	2,340,181.33			Balance December 31, 1989		1,623,073.32	
Parks, Playgrounds, Shade Trees	396,119.82			PROPERTY ACQUIRED BY DEED OR FORECLOSURE			
Land Reclamation & Conservation	1,411,398.79			Balance January 1, 1989		5,930,775.98	
Other Recreational Services	1,653,504.06			Transfers From Taxes or Liens		13,705.87	
EDUCATION (excluding schools)				Sale for Cash (1989)		247,543.66	
Libraries	531,352.83			Cancelled, Abated or Adjusted (1989)		71,691.69	
Other Educational Services	2,503,834.00			Balance December 31, 1989		5,625,246.50	
STATUTORY EXPENDITURES				CURRENT FINANCES DECEMBER 31, 1989			
Pensions & F. L. C. A.	6,498,732.31			ASSETS			
Employee Fringe Benefits	4,090,405.78			Cash Dec. 31, 1989		35,573,933.58	
Other Statutory Expenditures	199,602.50			Taxes Receivable		10,429,138.48	
CETA And Other Public Employment Programs				Tax Title Liens		1,623,073.32	
MUNICIPAL FUNCTIONS				Foreclosed Property		5,625,246.50	
CAPITAL IMPROVEMENTS				Emergencies & Other Deferred Charges		2,457,883.34	
DEBT SERVICE				State and Federal Aid Receivable		306,158.60	
Principal Payments	7,389,803.25			Other Receivables		2,751,489.21	
Interest Payments	6,644,414.12			Total		58,766,923.03	
TYPE I SCHL DEBT *MEMO				LIABILITIES, RESERVES, AND SURPLUS			
DEFERRED CHARGES				Cash Liabilities		19,578,527.56	
SCHOOL, COUNTY, SPECIAL DISTRICT TAXES				Reserves for Receivables		20,424,220.89	
RESERVE FOR UNCOLLECTED TAXES				Surplus Dec. 31, 1989		18,764,174.58	
EXPENDITURES				Total		58,766,923.03	
TOTAL	216,305,785.83						

Population 1980 132,866
 Population 1990 133,053
 S & P Rating
 Moody Rating

General Tax Rate Per \$100.

State Equalized Tax Rate

**SUMMARY
 CUMBERLAND COUNTY
 MUNICIPALITIES**

PER CAPITA: Gross Debt 367.65 PER CENT: Gross Debt 1.75
 Net Debt 167.46 Net Debt .80
 Debt Service 33.99 Tax Levy Collected 91.41
 Total Tax Levy 664.16 Tax Levy Cancelled, Abated
 Municipal Expenditures 436.76 or Adjusted .59

EXPENDITURES		REVENUES-REALIZED		1989 PROPERTY TAX	
GENERAL GOVERNMENT		REVENUES		STATE EQUALIZED TAX RATE	
Governing Body & Public Boards	189,114.55	1989 Property Taxes Collected	64,291,905.36	Local District School Taxes	32,858,721.36
Municipal Clerk	202,004.90	1989 Payments in Lieu of Taxes	314,288.14	Regional & Consolidated School Tax	2,364,371.72
Financial Administration	899,939.90	Delinquent Tax & Lien Collections	5,669,316.06	School Taxes in Municipal Budget	390,028.53
Assessment of Taxes	830,922.92	Business Penalty Replacement Taxes	2,320,397.68	County Taxes	* 33,791,405.69
Collection of Taxes	659,310.20	Taxes from Public Utilities	7,710,722.00	County Library Taxes	
Planning, Housing & Development	2,221,934.04	Other Miscellaneous Tax Revenues	3,935.92	Local Municipal Purpose Taxes	19,107,642.36
Human Resources	3,217,525.95	State Aid Revenues	15,359,179.97	Veteran & Senior Citizen Taxes	1,593,000.00
Elections	64,454.42	Federal Aid Revenues	25,000.00	Total Taxes for Rate Computation	90,111,669.66
General Administration (other)	8,283,176.17	Federal Aid Revenues	25,000.00	Special District Taxes	2,504,960.93
JUDICIARY		State and Local Fiscal Assistance Act Utilized	2,778.39	Bank Corp. Taxes	
Municipal Courts	909,333.29	Sale of Acquired Property	39,200.00	Added and Omitted Taxes	665,530.45
PUBLIC SAFETY		Other Miscellaneous Revenues	9,018,933.45	Total Taxes Levied - ABSTRACT	91,689,167.04
Fire Protection	2,152,976.36	Total	124,755,156.97	Total Taxes Billed	92,212,743.00
Police Protection	7,507,026.37	Prior Years Surplus Appropriated	5,905,522.69	1989 TAXES COLLECTED	84,291,975.36
Civil Defense & Disaster Control	70,240.00	REVENUES TOTAL	130,500,679.66	1989 Taxes Cancelled, Abated or Adjusted	540,302.75
Environmental Inspection & Control	834,149.52	Reserve For Uncollected Taxes	7,500,799.54	Transfer to Tax Title Liens or Foreclosed	824,711.65
Other Public Safety		CAPITAL OUTLAY TOTAL	5,999,125.72	Balance Outstanding Dec. 31, 1989	6,555,321.74
PUBLIC WORKS		Public Enterprises	3,092,758.17	PRIOR YEARS TAXES OUTSTANDING	
Streets and Drainage	5,656,420.20	Recreation-Culture	241,572.39	Balance January 1, 1989	5,771,795.68
Sewers and Sewage Processing	857,226.85	Public Works	1,486,442.39	Collected in 1989	5,172,438.82
Garbage and Trash Disposal	1,154,241.95	Buildings and Grounds	276,657.53	Cancelled, Abated or Adjusted 1989	130,781.56
Public Buildings and Grounds	1,354,039.55	Library and Education	201,709.34	Transfers to Tax Title Liens or Foreclosed	124,543.55
Other Public Works	234,434.00	Conservation		Balance December 31, 1989	283,731.75
HEALTH and WELFARE		All Other		TAX TITLE LIENS OUTSTANDING	
Health Services Except Environmental	1,034,454.06	CAPITAL DEBT AUTHORIZED, DECEMBER 31, 1989		Balance January 1, 1989	2,877,782.31
Welfare-Public Assistance	391,445.47	ISSUED AND UNISSUED	GROSS DEBT	Transfer From Taxes	1,027,335.21
Hospital, Clinics, First Aid	24,200.00	School	24,833,325	Redeemed in 1989	497,377.24
Animal, Insect, & Rodent Control	105,450.45	Self-Liquidating	7,544,344	Cancelled, Abated or Adjusted (1989)	
Other Welfare Services	50,700.00	Other	1,347,393	Transfers to Foreclosed Property	150,344.92
RECREATION and CONSERVATION		Total	33,725,063	Balance December 31, 1989	3,257,445.36
Beaches and Boardwalks	499,333.89	ISSUED AND OUTSTANDING		PROPERTY ACQUIRED BY DEED OR FORECLOSURE	
Parks, Playgrounds, Shade Trees	509,100.00	School	26,144,000.06	Balance January 1, 1989	3,976,117.09
Land Reclamation & Conservation	725,937.25	Self-Liquidating	9,745,162.03	Transfers From Taxes or Liens	173,204.52
Other Recreational Services		Other	12,306,243.11	Sale for Cash (1989)	203,960.00
EDUCATION (excluding schools)		Total	47,245,405.20	Cancelled, Abated or Adjusted (1989)	53,350.00
Libraries	793,324.00	EQUALIZED VALUATION BASIS FOR NET DEBT COMPUTATION	2,900,487,097.34	Balance December 31, 1989	3,892,011.61
Other Educational Services	309,157.14	REAL PROPERTY VALUATIONS		CURRENT FINANCES DECEMBER 31, 1989	
STATUTORY EXPENDITURES		Code Class # of Parcels % VAL'N	ASSESSED VALUATION	ASSETS	
Pensions & F. L. C. A.	3,075,134.90	1 Vacant Land		Cash Dec. 31, 1989	28,207,150.15
Employee Fringe Benefits	2,307,231.39	2 Residential		Taxes Receivable	6,339,553.49
Other Statutory Expenditures	25,030.54	3 Farm		Tax Title Liens	3,257,445.36
CETA And Other Public Employment Programs		4a Commercial (SEE PAGE 17)		Foreclosed Property	3,392,011.61
MUNICIPAL FUNCTIONS TOTAL	47,256,625.95	4b Industrial		Emergencies & Other Deferred Charges	1,835,920.67
CAPITAL IMPROVEMENTS *MEMO*	356,437.55	4c Apartments		State and Federal Aid Receivable	750,624.85
DEBT SERVICE		Total		Other Receivables	3,051,434.38
Principal Payments	3,103,112.62	Land Area 301.73 Sq. Miles		Total	47,890,212.51
Interest Payments	1,534,455.58	Net Valuation Taxable-Municipal	2,677,996,458.00	LIABILITIES, RESERVES, AND SURPLUS	
TYPE I SCHL DEBT *MEMO	2,255,727.02	Net Valuation Taxable-County	3,059,613,429.00	Cash Liabilities	17,448,045.04
DEFERRED CHARGES	735,616.94	State Equalized Valuation	3,297,471,639.00	Reserves for Receivables	18,014,901.91
SCHOOL, COUNTY, SPECIAL DISTRICT TAXES	71,915,938.23	State Equalization Ratio		Surplus Dec. 31, 1989	12,427,264.56
RESERVE FOR UNCOLLECTED TAXES	7,507,799.53			Total	47,890,212.51
EXPENDITURES TOTAL	132,211,552.33				

0799

Population 1980 851,116
 Population 1990 778,206
 S & P Rating
 Moody Rating

General Tax Rate Per \$100.

State Equalized Tax Rate

**SUMMARY
 ESSEX COUNTY
 MUNICIPALITIES**

PER CAPITA:
 Gross Debt 791.07 PER CENT:
 Net Debt 312.70 Gross Debt 1.89
 Debt Service 70.01 Net Debt .75
 Total Tax Levy 1,088.81 Tax Levy Collected 94.39
 Municipal Expenditures 941.62 Tax Levy Cancelled, Abated or Adjusted .77

EXPENDITURES		REVENUES-REALIZED		1989 PROPERTY TAX	
GENERAL GOVERNMENT				STATE EQUALIZED TAX RATE	
Governing Body & Public Boards	5,800,564.35	1989 Property Taxes Collected	800,070,077.12	Local District School Taxes	340,251,463.09
Municipal Clerk	6,642,259.28	1989 Payments in Lieu of Taxes	18,959,435.17	Regional & Consolidated School Tax	11,450,434.94
Financial Administration	7,282,153.44	Delinquent Tax & Lien Collections	30,628,614.10	School Taxes in Municipal Budget	3,897,055.17
Assessment of Taxes	2,629,932.31	Business Personalty Replacement Taxes	28,515,955.23	County Taxes	219,495,946.04
Collection of Taxes	2,852,272.82	Taxes from Public Utilities	58,653,074.79	County Library Taxes	
Planning, Housing & Development	4,612,536.33	Other Miscellaneous Tax Revenues	40,207,441.92	Local Municipal Purpose Taxes	266,971,094.98
Human Resources	19,013,977.66	State Aid Revenues	96,079,044.00	Veteran & Senior Citizen Taxes	3,913,350.00
Elections	409,169.83	Federal Aid Revenues	3,178,583.00	Total Taxes for Rate Computation	845,979,344.22
General Administration (other)	72,169,217.22	Federal and Local Fiscal Assistance Act Utilized	78,708.00	Special District Taxes	1,126,000.00
JUDICIARY		Sale of Acquired Property		Bank Corp. Taxes	
Municipal Courts	7,498,756.21	Other Miscellaneous Revenues	130,422,951.35	Added and Omitted Taxes	4,125,565.88
PUBLIC SAFETY		Total	1,211,793,884.66	Total Taxes Levied - ABSTRACT	847,317,560.10
Fire Protection	72,492,172.06	Prior Years Surplus Appropriated	54,958,339.00	Total Taxes Billed	847,616,122.59
Police Protection	120,361,034.23	REVENUES TOTAL	1,266,752,273.68	1989 TAXES COLLECTED	800,070,077.12
Civil Defense & Disaster Control	620,256.52	Reserve For Uncollected Taxes	48,142,401.36	1989 Taxes Cancelled, Abated or Adjusted	6,520,687.64
Environmental Inspection & Control	5,760,434.18	CAPITAL OUTLAY TOTAL	83,813,514.52	Transfer to Tax Title Liens or Foreclosed	3,897,443.15
Other Public Safety	183,946.47	Public Enterprises	42,592,415.25	Balance Outstanding Dec. 31, 1989	37,127,864.68
PUBLIC WORKS		Recreation-Culture	3,971,790.94	PRIOR YEARS TAXES OUTSTANDING	
Streets and Drainage	21,754,024.29	Public Works	23,808,381.57	Balance January 1, 1989	39,541,812.34
Sewers and Sewage Processing	78,123,036.74	Buildings and Grounds	14,204,377.78	Collected in 1989	22,951,162.68
Gorbage and Trash Disposal	26,519,545.32	Library and Education	10,681,064.14	Cancelled, Abated or Adjusted 1989	967,912.53
Public Buildings and Grounds	15,633,847.55	Conservation	4,513,555.24	Transfers to Tax Title Liens or Foreclosed	2,069,190.36
Other Public Works	6,625,358.09	All Other		Balance December 31, 1989	13,553,546.77
HEALTH and WELFARE		CAPITAL DEBT AUTHORIZED, DECEMBER 31, 1989		TAX TITLE LIENS OUTSTANDING	
Health Services Except Environmental	14,841,460.33	ISSUED AND UNISSUED		Balance January 1, 1989	17,626,127.56
Welfare-Public Assistance	10,017,075.17	School	204,456,579	Transfer From Taxes	6,369,429.12
Hospital, Clinics, First Aid	14,883.00	Self-Liquidating	143,584,309	Collected in 1989	7,682,278.90
Animal, Insect, & Rodent Control	384,848.56	Other	267,575,910	Cancelled, Abated or Adjusted (1989)	830,931.36
Other Welfare Services	2,920,922.47	Total	615,616,798	Transfers to Foreclosed Property	680.00
RECREATION and CONSERVATION		NET DEBT	243,345,950	Balance December 31, 1989	15,481,666.42
Beaches and Boardwalks		ISSUED AND OUTSTANDING		PROPERTY ACQUIRED BY DEED OR FORECLOSURE	
Parks, Playgrounds, Shade Trees	7,272,572.71	School	149,538,423.56	Balance January 1, 1989	94,091,319.00
Land Reclamation & Conservation	1,436,157.08	Self-Liquidating	51,216,147.00	Transfers From Taxes or Liens	79,620.51
Other Recreational Services	7,413,507.93	Other	234,827,721.23	Sale for Cash (1989)	443,284.00
EDUCATION (excluding schools)		Total	445,582,291.79	Cancelled, Abated or Adjusted (1989)	1,844,220.51
Libraries	19,322,979.55	EQUALIZED VALUATION BASIS FOR NET DEBT COMPUTATION	32,610,654,002.67	Balance December 31, 1989	91,883,435.00
Other Educational Services	11,776,633.12	REAL PROPERTY VALUATIONS		CURRENT FINANCES DECEMBER 31, 1989	
STATUTORY EXPENDITURES		Code Class # of Parcels % VAL'N		ASSETS	
Pensions & F. L. C. A.	57,645,070.61	1 Vacant Land		Cash Dec. 31, 1989	143,639,254.42
Employee Fringe Benefits	14,720,739.26	2 Residential		Taxes Receivable	50,681,411.45
Other Statutory Expenditures	366,020.00	3 Farm		Tax Title Liens	15,481,666.42
CETA And Other Public Employment Programs		4a Commercial (SEE PAGE 19)		Foreclosed Property	91,883,435.00
MUNICIPAL FUNCTIONS TOTAL	625,139,474.74	4b Industrial		Emergencies & Other Deferred Charges	16,417,391.30
CAPITAL IMPROVEMENTS *MEMO*	3,690,963.98	4c Apartments		State and Federal Aid Receivable	880,159.87
DEBT SERVICE		Total		Other Receivables	38,938,782.34
Principal Payments	31,665,000.34	Land Area 127.44 Sq. Miles		Total	357,922,100.80
Interest Payments	22,793,155.04	Net Valuation Taxable-Municipal	15,691,100,300.00	LIABILITIES, RESERVES, AND SURPLUS	
TYPE I SCHL DEBT *MEMO	18,854,877.57	Net Valuation Taxable-County	34,419,309,961.00	Cash Liabilities	107,264,058.61
DEFERRED CHARGES	5,011,133.07	State Equalized Valuation	37,583,457,398.00	Reserves for Receivables	191,764,246.29
SCHOOL, COUNTY, SPECIAL DISTRICT TAXES	576,220,299.24	State Equalization Ratio		Surplus Dec. 31, 1989	58,893,795.90
RESERVE FOR UNCOLLECTED TAXES	48,142,401.36			Total	357,922,100.80
EXPENDITURES TOTAL	1,308,993,144.29				

*ABOVE DEBT SERVICE INCLUDES TYPE I SCHOOL DEBT

Population 1980 199,717
 Population 1990 230,082
 S & P Rating
 Moody Rating

General Tax Rate Per \$100.

State Equalized Tax Rate

SUMMARY GLOUCESTER COUNTY MUNICIPALITIES

PER CAPITA:

Gross Debt 479.34
 Net Debt 254.10
 Debt Service 25.46
 Total Tax Levy 313.52
 Municipal Expenditures 410.42

PER CENT:

Gross Debt 1.69
 Net Debt .89
 Tax Levy Collected 94.66
 Tax Levy Cancelled, Abated or Adjusted .17

EXPENDITURES		REVENUES-REALIZED		1989 PROPERTY TAX	
GENERAL GOVERNMENT				STATE EQUALIZED TAX RATE	
Governing Body & Public Boards	372,802.17	1989 Property Taxes Collected	177,407,222.25	Local District School Taxes	72,178,220.02
Municipal Clerk	402,347.21	1989 Payments in Lieu of Taxes	12,162.26	Regional & Consolidated School Tax	11,652,122.18
Financial Administration	1,170,254.02	Delinquent Tax & Lien Collections	9,728,844.37	School Taxes in Municipal Budget	
Assessment of Taxes	1,235,303.18	Business Personalty Replacement Taxes	2,457,247.97	County Taxes	54,192,504.00
Collection of Taxes	925,159.94	Taxes from Public Utilities	16,437,345.00	County Library Taxes	840,300.00
Planning, Housing & Development	1,064,042.20	Other Miscellaneous Tax Revenues	29,186.25	Local Municipal Purpose Taxes	35,724,577.03
Human Resources	1,257,631.27	State Aid Revenues	4,203,597.90	Veteran & Senior Citizen Taxes	2,100,100.00
Elections	135,835.80	Federal Aid Revenues		Total Taxes for Rate Computation	177,637,923.23
General Administration (other)	11,235,550.57	State and Local Fiscal Assistance Act Utilized	3,670.53	Special District Taxes	4,952,636.15
JUDICIARY		Sale of Acquired Property	50,590.00	Bank Corp. Taxes	
Municipal Courts	1,278,534.84	Other Miscellaneous Revenues	17,574,895.63	Added and Omitted Taxes	6,635,131.11
PUBLIC SAFETY		Total	228,014,862.17	Total Taxes Levied - ABSTRACT	187,175,640.49
Fire Protection	1,770,686.63	Prior Years Surplus Appropriated	11,762,239.51	Total Taxes Billed	187,416,168.70
Police Protection	1,027,228.57	REVENUES TOTAL	239,777,101.68	1989 TAXES COLLECTED	177,407,222.25
Civil Defense & Disaster Control	122,067.70	Reserve For Uncollected Taxes	10,547,208.60	1989 Taxes Cancelled, Abated or Adjusted	316,535.96
Environmental Inspection & Control	1,901,272.00	CAPITAL OUTLAY TOTAL	13,033,412.74	Transfer to Tax Title Liens or Foreclosed	471,144.32
Other Public Safety		Public Enterprises	4,247,791.49	Balance Outstanding Dec. 31, 1989	9,221,266.17
PUBLIC WORKS		Recreation—Culture	510,075.50	PRIOR YEARS TAXES OUTSTANDING	
Streets and Drainage	6,883,434.27	Public Works	5,684,932.05	Balance January 1, 1989	11,092,546.62
Sewers and Sewage Processing	1,480,031.29	Buildings and Grounds	2,740,613.30	Collected in 1989	9,081,294.57
Garbage and Trash Disposal	8,334,433.85	Library and Education		Cancelled, Abated or Adjusted 1989	369,833.50
Public Buildings and Grounds	1,215,436.01	Conservation		Transfers to Tax Title Liens or Foreclosed	313,599.51
Other Public Works	738,324.86	All Other		Balance December 31, 1989	1,322,819.04
HEALTH and WELFARE		CAPITAL DEBT AUTHORIZED, DECEMBER 31, 1989		TAX TITLE LIENS OUTSTANDING	
Health Services Except Environmental	302,002.24	ISSUED AND UNISSUED		Balance January 1, 1989	1,780,703.76
Welfare—Public Assistance	3,235,557.34	School	46,317,000	Transfer From Taxes	809,777.89
Hospital, Clinics, First Aid		Self-Liquidating	16,141,305	Redeemed in 1989	655,037.36
Animal, Insect, & Rodent Control	140,732.77	Other	47,828,370	Cancelled, Abated or Adjusted (1989)	
Other Welfare Services	750.00	Total	110,287,176	Transfers to Foreclosed Property	13,839.71
RECREATION and CONSERVATION		ISSUED AND OUTSTANDING		Balance December 31, 1989	1,921,004.58
Beaches and Boardwalks		School	44,057,000.00	PROPERTY ACQUIRED BY DEED OR FORECLOSURE	
Parks, Playgrounds, Shade Trees	1,026,476.67	Self-Liquidating	11,468,174.44	Balance January 1, 1989	14,013,312.95
Land Reclamation & Conservation	370,737.83	Other	41,971,521.47	Transfers From Taxes or Liens	13,839.71
Other Recreational Services	476,248.89	Total	97,506,695.91	Sale for Cash (1989)	490,180.80
EDUCATION (excluding schools)		EQUALIZED VALUATION BASIS		Cancelled, Abated or Adjusted (1989)	265,700.00
Libraries	1,387,512.44	FOR NET DEBT COMPUTATION	6,533,168,878.34	Balance December 31, 1989	13,271,271.86
Other Educational Services	21,377.07	REAL PROPERTY VALUATIONS		CURRENT FINANCES DECEMBER 31, 1989	
STATUTORY EXPENDITURES		Code Class # of Parcels % VAL'N		ASSETS	
Pensions & F. I. C. A.	5,170,919.62	1 Vacant Land		Cash Dec. 31, 1989	40,724,305.90
Employee Fringe Benefits	3,406,536.45	2 Residential		Taxes Receivable	10,544,085.21
Other Statutory Expenditures	252,500.00	3 Farm		Tax Title Liens	1,921,004.58
CETA And Other Public Employment Programs		4a Commercial (SEE PAGE 21)		Foreclosed Property	13,271,271.86
MUNICIPAL FUNCTIONS TOTAL	76,839,947.78	4b Industrial		Emergencies & Other Deferred Charges	1,911,479.48
CAPITAL IMPROVEMENTS *MEMO*	1,067,031.30	4c Apartments		State and Federal Aid Receivable	720,051.07
DEBT SERVICE		Total		Other Receivables	2,020,424.92
Principal Payments	3,643,245.12	Land Area 328.36 Sq. Miles		Total	71,112,623.02
Interest Payments	2,209,616.36	Net Valuation Taxable-Municipal	5,119,860,908.00	LIABILITIES, RESERVES, AND SURPLUS	
DEFERRED CHARGES	1,085,957.79	Net Valuation Taxable-County	6,926,641,033.00	Cash Liabilities	22,023,741.16
SCHOOL, COUNTY, SPECIAL DISTRICT TAXES	143,815,932.35	State Equalized Valuation	7,719,667,785.00	Reserves for Receivables	27,723,594.67
RESERVE FOR UNCOLLECTED TAXES	10,647,208.66	State Equalization Ratio		Surplus Dec. 31, 1989	21,365,287.19
EXPENDITURES TOTAL	238,246,908.06			Total	71,112,623.02

Population 1980 553,972
 Population 1990 553,097
 S & P Rating
 Moody Rating

General Tax Rate Per \$100.
 State Equalized Tax Rate

**SUMMARY
 HUDSON COUNTY
 MUNICIPALITIES**

PER CAPITAL: Gross Debt 1,222.07
 Net Debt 388.87
 Debt Service 76.11
 Total Tax Levy 1,004.83
 Municipal Expenditures 918.86

PER CENT: Gross Debt 3.41
 Net Debt 1.09
 Tax Levy Collected 91.39
 Tax Levy Cancelled, Abated or Adjusted .42

EXPENDITURES		REVENUES-REALIZED		1989 PROPERTY TAX		
GENERAL GOVERNMENT				STATE EQUALIZED TAX RATE		
Governing Body & Public Boards	1,340,725.35	1989 Property Taxes Collected	507,757,884.02	Local District School Taxes	191,951,890.19	
Municipal Clerk	1,353,211.51	1989 Payments in Lieu of Taxes	20,104,823.09	Regional & Consolidated School Tax		
Financial Administration	9,872,077.18	Delinquent Tax & Lien Collections	21,443,194.59	School Taxes in Municipal Budget	6,698,429.62	
Assessment of Taxes	5,175,231.17	Business Personality Replacement Taxes	20,998,496.45	County Taxes	* 127,429,424.04	
Collection of Taxes	2,018,405.20	Taxes from Public Utilities	5,369,671.96	County Library Taxes		
Planning, Housing & Development	4,103,130.49	Other Miscellaneous Tax Revenues	2,373,205.24	Local Municipal Purpose Taxes	225,873,002.75	
Human Resources	14,303,348.11	State Aid Revenues	51,833,906.00	Veteran & Senior Citizen Taxes	2,715,150.00	
Elections	1,044,436.67	Federal Aid Revenues	575,125.00	Total Taxes for Rate Computation	554,667,896.60	
General Administration (other)	40,292,714.15	State and Local Fiscal Assistance Act Utilized		Special District Taxes	550,000.00	
JUDICIARY		Sale of Acquired Property	70,473,253.08	Bank Corp. Taxes		
Municipal Courts	6,853,616.38	Other Miscellaneous Revenues	770,920,619.49	Added and Omitted Taxes	3,267,476.17	
PUBLIC SAFETY		Total	770,920,619.49	Total Taxes Levied - ABSTRACT	555,770,222.77	
Fire Protection	66,577,926.95	Prior Years Surplus Appropriated	20,946,884.92	Total Taxes Billed	555,619,199.15	
Police Protection	87,463,129.99	REVENUES TOTAL	791,867,504.41	1989 TAXES COLLECTED	507,757,884.02	
Civil Defense & Disaster Control	142,200.76	Reserve For Uncollected Taxes	37,219,394.05	1989 Taxes Cancelled, Abated or Adjusted	2,320,416.85	
Environmental Inspection & Control	2,813,332.92	CAPITAL OUTLAY TOTAL	53,127,808.81	Transfer to Tax Title Liens or Foreclosed	990,135.81	
Other Public Safety	267,351.00	Public Enterprises	16,042,787.57	Balance Outstanding Dec. 31, 1989	44,560,762.47	
PUBLIC WORKS		Recreation-Culture	1,868,658.45	PRIOR YEARS TAXES OUTSTANDING		
Streets and Drainage	20,625,837.51	Public Works	16,515,732.50	Balance January 1, 1989	35,829,474.91	
Sewers and Sewage Processing	39,478,834.73	Buildings and Grounds	4,800,792.01	Collected in 1989	16,862,685.22	
Garbage and Trash Disposal	6,697,695.00	Library and Education	14,857,072.33	Cancelled, Abated or Adjusted 1989	11,989,597.02	
Public Buildings and Grounds	5,204,922.12	Conservation	2,958,234.05	Transfers to Tax Title Liens or Foreclosed	2,108,180.00	
Other Public Works	1,750,723.50	All Other		Balance December 31, 1989	4,869,012.67	
HEALTH and WELFARE		CAPITAL DEBT AUTHORIZED, DECEMBER 31, 1989		TAX TITLE LIENS OUTSTANDING		
Health Services Except Environmental	12,410,317.05	ISSUED AND UNISSUED		Balance January 1, 1989	11,758,459.37	
Welfare-Public Assistance	5,293,182.72	SCHOOL	195,989,605	Transfer From Taxes	3,182,276.99	
Hospital, Clinics, First Aid	13,000.00	Self-Liquidating	140,478,873	Redeemed in 1989	4,580,499.37	
Animal, Insect, & Rodent Control	103,832.00	Other	339,458,950	Cancelled, Abated or Adjusted (1989)	318,562.00	
Other Welfare Services	1,406,834.98	Total	675,927,488	Transfers to Foreclosed Property	190,993.55	
RECREATION and CONSERVATION		ISSUED AND OUTSTANDING		Balance December 31, 1989	9,850,681.44	
Beaches and Boardwalks	11,542.32	SCHOOL	104,206,600.00	PROPERTY ACQUIRED BY DEED OR FORECLOSURE		
Parks, Playgrounds, Shade Trees	3,093,302.79	Self-Liquidating	83,767,891.00	Balance January 1, 1989	17,763,488.00	
Land Reclamation & Conservation	636,096.30	Other	276,711,716.76	Transfers From Taxes or Liens	2,937,334.55	
Other Recreational Services	2,344,616.16	Total	464,686,207.76	Sale for Cash (1989)	953,000.00	
EDUCATION (excluding schools)		EQUALIZED VALUATION BASIS		Cancelled, Abated or Adjusted (1989)	88,193.55	
Libraries	8,479,121.00	FOR NET DEBT COMPUTATION	19,805,630,456.33	Balance December 31, 1989	19,659,629.00	
Other Educational Services	3,307,471.00	REAL PROPERTY VALUATIONS		CURRENT FINANCES DECEMBER 31, 1989		
STATUTORY EXPENDITURES		Code	Class	# of Parcels	% VAL'N	ASSETS
Pensions & F. L. C. A.	37,855,221.96	1	Vacant Land			Cash Dec. 31, 1989
Employee Fringe Benefits	31,815,304.63	2	Residential			Taxes Receivable
Other Statutory Expenditures	2,263,430.00	3	Farm			Tax Title Liens
CETA And Other Public Employment Programs		4a	Commercial (SEE PAGE 23)			Foreclosed Property
MUNICIPAL FUNCTIONS TOTAL	426,567,062.65	4b	Industrial			Emergencies & Other Deferred Charges
CAPITAL IMPROVEMENTS *MEMO*	1,210,500.00	4c	Apartments			State and Federal Aid Receivable
DEBT SERVICE		Total				Other Receivables
Principal Payments	15,539,145.22	Land Area	46.42 Sq. Miles			Total
Interest Payments	26,557,262.12	Net Valuation Taxable-Municipal		15,106,364,704.00		LIABILITIES, RESERVES, AND SURPLUS
TYPE I SCHL DEBT *MEMO	15,294,965.13	Net Valuation Taxable-County		21,280,041,590.00		Cash Liabilities
DEFERRED CHARGES	2,337,084.08	State Equalized Valuation		23,584,997,020.00		Reserves for Receivables
SCHOOL, COUNTY, SPECIAL DISTRICT TAXES	326,629,743.85	State Equalization Ratio				Surplus Dec. 31, 1989
RESERVE FOR UNCOLLECTED TAXES	37,219,394.05					Total
EXPENDITURES TOTAL	834,849,691.97					85,778,720.62

*ABOVE DEBT SERVICE INCLUDES TYPE I SCHOOL DEBT

*Includes County Health Service Taxes, County Vocational School Taxes, or County Open Space Tax. See Table 13.

1099

Population 1980 87,361
Population 1990 107,775
S & P Rating
Moody Rating

General Tax Rate Per \$100.

State Equalized Tax Rate

SUMMARY
HUNTERDON COUNTY
MUNICIPALITIES

PER CAPITA: Gross Debt 797.23 Net Debt 383.75 Debt Service 20.31 Total Tax Levy 1,325.51 Municipal Expenditures 511.06
PER CENT: Gross Debt 1.10 Net Debt .53 Tax Levy Collected 94.34 Tax Levy Cancelled, Abated or Adjusted .47

Table with columns: EXPENDITURES, REVENUES-REALIZED, CAPITAL OUTLAY, CAPITAL DEBT AUTHORIZED, ISSUED AND UNISSUED, ISSUED AND OUTSTANDING, EQUALIZED VALUATION BASIS, REAL PROPERTY VALUATIONS, 1989 PROPERTY TAX, and CURRENT FINANCES. Rows include categories like GENERAL GOVERNMENT, PUBLIC SAFETY, PUBLIC WORKS, HEALTH AND WELFARE, RECREATION AND CONSERVATION, EDUCATION, STATUTORY EXPENDITURES, MUNICIPAL FUNCTIONS, CAPITAL IMPROVEMENTS, DEBT SERVICE, DEFERRED CHARGES, and SCHOOL, COUNTY, SPECIAL DISTRICT TAXES.

Population 1980 307,863
 Population 1990 325,824
 S & P Rating
 Moody Rating

General Tax Rate Per \$100.
 State Equalized Tax Rate

**SUMMARY
 MERCER COUNTY
 MUNICIPALITIES**

PER CAPITA:
 Gross Debt 1,163.36
 Net Debt 594.32
 Debt Service 65.54
 Total Tax Levy 1,054.79
 Municipal Expenditures 673.22

PER CENT:
 Gross Debt 2.57
 Net Debt 1.31
 Tax Levy Collected 95.34
 Tax Levy Cancelled, Abated or Adjusted .30

EXPENDITURES		REVENUES-REALIZED		1989 PROPERTY TAX	
GENERAL GOVERNMENT				STATE EQUALIZED TAX RATE	
Governing Body & Public Boards	1,122,476.66	1989 Property Taxes Collected	327,921,185.03	Local District School Taxes	104,082,264.00
Municipal Clerk	1,123,111.00	1989 Payments in Lieu of Taxes	7,112,658.74	Regional & Consolidated School Tax	63,774,029.03
Financial Administration	2,531,249.33	Delinquent Tax & Lien Collections	12,546,540.04	School Taxes in Municipal Budget	951,566.00
Assessment of Taxes	1,707,412.76	Business Personalty Replacement Taxes	7,483,642.71	County Taxes	84,517,274.00
Collection of Taxes	1,017,079.57	Taxes from Public Utilities	32,809,695.00	County Library Taxes	3,559,666.00
Planning, Housing & Development	3,646,683.51	Other Miscellaneous Tax Revenues	1,863,189.52	Local Municipal Purpose Taxes	72,662,886.24
Human Resources	9,025,806.28	State Aid Revenues	29,385,445.44	Veteran & Senior Citizen Taxes	2,977,000.00
Elections	117,374.37	Federal Aid Revenues		Total Taxes for Rate Computation	332,524,685.27
General Administration (other)	17,397,430.35	Stote and Local Fiscal Assistance Act Utilized		Special District Taxes	6,409,513.53
JUDICIARY		Sale of Acquired Property	200.00	Bank Corp. Taxes	
Municipal Courts	2,987,517.70	Other Miscellaneous Revenues	45,337,837.78	Added and Omitted Taxes	7,719,639.10
PUBLIC SAFETY		Total	464,460,394.26	Total Taxes Levied - ABSTRACT	343,676,837.90
Fire Protection	14,230,895.02	Prior Years Surplus Appropriated	18,324,333.48	Total Taxes Billed	343,957,530.75
Police Protection	36,185,934.23	REVENUES TOTAL	482,784,727.74	1989 TAXES COLLECTED	327,921,185.03
Civil Defense & Disaster Cantral	45,494.00	Reserve For Uncollected Taxes	16,563,196.64	1989 Taxes Cancelled, Abated or Adjusted	1,025,706.00
Environmental Inspection & Cantral	1,852,451.09	CAPITAL OUTLAY TOTAL	46,428,639.82	Transfer to Tax Title Liens or Foreclosed	87,018.32
Other Public Safety	34,056.00	Public Enterprises	9,393,731.88	Balance Outstanding Dec. 31, 1989	14,923,671.40
PUBLIC WORKS		Recreation-Culture	5,743,195.71	PRIOR YEARS TAXES OUTSTANDING	
Streets and Drainage	11,546,129.65	Public Works	14,149,563.33	Balance January 1, 1989	12,874,284.78
Sewers and Sewage Processing	9,765,213.35	Buildings and Grounds	16,356,031.09	Collected in 1989	10,765,772.76
Garbage and Trash Disposal	13,736,772.80	Library and Education	231,067.31	Cancelled, Abated or Adjusted 1989	249,075.38
Public Buildings and Grounds	5,621,643.65	Conservation		Transfers to Tax Title Liens or Foreclosed	1,307,637.61
Other Public Works	1,104,227.84	All Other		Balance December 31, 1989	551,799.03
HEALTH and WELFARE		CAPITAL DEBT AUTHORIZED, DECEMBER 31, 1989		TAX TITLE LIENS OUTSTANDING	
Health Services Except Environmental	5,612,445.36	ISSUED AND UNISSUED		Balance January 1, 1989	3,348,876.77
Welfare-Public Assistance	1,457,735.00	School	70,223,149	Transfer From Taxes	1,458,534.90
Hospital, Clinics, First Aid	3,100.00	Self-Liquidating	96,450,139	Redeemed in 1989	1,780,767.28
Animal, Insect, & Rodent Control	284,678.65	Other	212,372,055	Cancelled, Abated or Adjusted (1989)	58,958.91
Other Welfare Services	640,077.00	Total	379,050,355	Transfers to Foreclosed Property	
RECREATION and CONSERVATION		ISSUED AND OUTSTANDING		Balance December 31, 1989	2,967,685.48
Beaches and Boardwalks		School	52,175,252.99	PROPERTY ACQUIRED BY DEED OR FORECLOSURE	
Parks, Playgrounds, Shade Trees	983,374.76	Self-Liquidating	74,067,250.00	Balance January 1, 1989	8,887,007.00
Land Reclomotion & Conservation	213,038.04	Other	159,638,149.00	Transfers From Taxes or Liens	-85,245.00
Other Recreational Services	3,942,502.59	Total	235,380,651.99	Sole for Cosh (1989)	544,869.00
EDUCATION (excluding schools)		EQUALIZED VALUATION BASIS FOR NET DEBT COMPUTATION	14,728,330,212.67	Cancelled, Abated or Adjusted (1989)	248,026.00
Libraries	3,935,150.00	REAL PROPERTY VALUATIONS		Balance December 31, 1989	8,008,867.00
Other Educational Services	107,647.00	Code Class # of Parcels % VAL'N		CURRENT FINANCES DECEMBER 31, 1989	
STATUTORY EXPENDITURES		1 Vacant Land		ASSETS	
Pensions & F. L. C. A.	14,340,255.93	2 Residential		Cosh Dec. 31, 1989	78,468,631.29
Employee Fringe Benefits	8,606,419.94	3 Farm		Taxes Receivable	15,475,470.43
Other Statutory Expenditures	303,443.91	4a Commercial (SEE PAGE 27)		Tox Title Liens	2,967,685.48
CETA And Other Public Employment Programs		4b Industrial		Foreclosed Property	8,008,867.00
MUNICIPAL FUNCTIONS TOTAL	180,237,907.34	4c Apartments		Emergencies & Other Deferred Charges	2,142,994.18
CAPITAL IMPROVEMENTS *MEMO*	2,184,350.00	Total		State and Federal Aid Receivable	462,732.89
DEBT SERVICE		Land Area 226.00 Sq. Miles		Other Receivables	7,204,267.97
Principal Payments	12,079,010.23	Net Valuation Taxable-Municipal	6,483,594,112.00	Total	114,730,649.24
Interest Payments	9,276,942.22	Net Valuation Taxable-Caunty	15,844,743,369.00	LIABILITIES, RESERVES, AND SURPLUS	
TYPE I SCHL DEBT *MEMO	1,242,736.00	State Equalized Valuation	17,095,140,012.00	Cosh Liabilities	58,246,836.72
DEFERRED CHARGES	1,193,093.02	State Equalization Ratio		Reserves for Receivables	29,809,203.50
SCHOOL, COUNTY, SPECIAL DISTRICT TAXES	263,294,312.56			Surplus Dec. 31, 1989	26,674,609.02
RESERVE FOR UNCOLLECTED TAXES	16,563,196.64			Total	114,730,649.24
EXPENDITURES TOTAL	432,645,367.06				

*ABOVE DEBT SERVICE INCLUDES TYPE I SCHOOL DEBT

Population 1980 595,303
 Population 1990 671,730
 S & P Rating
 Moody Rating

General Tax Rate Per \$100.
 State Equalized Tax Rate

**SUMMARY
 MIDDLESEX COUNTY
 MUNICIPALITIES**

PER CAPITA: Gross Debt 1,062.41
 Net Debt 661.03
 Debt Service 66.95
 Total Tax Levy 1,212.27
 Municipal Expenditures 593.22

PER CENT: Gross Debt 1.88
 Net Debt 1.17
 Tax Levy Collected 46.29
 Tax Levy Cancelled, Abated or Adjusted 2.3

EXPENDITURES		REVENUES-REALIZED		1989 PROPERTY TAX	
GENERAL GOVERNMENT		REVENUES-REALIZED		STATE EQUALIZED TAX RATE	
Governing Body & Public Boards	1,107,722.00	1989 Property Taxes Collected	754,333,976.59	Local District School Taxes	426,643,677.21
Municipal Clerk	208,223.00	1989 Payments in Lieu of Taxes	4,525,731.55	Regional & Consolidated School Tax	14,277,497.44
Financial Administration	7,187,275.00	Delinquent Tax & Lien Collections	17,971,633.58	School Taxes in Municipal Budget	5,077,898.06
Assessment of Taxes	2,775,708.43	Business Personalty Replacement Taxes	14,745,560.27	County Taxes	177,700,000.00
Collection of Taxes	2,254,214.73	Taxes from Public Utilities	76,990,219.00	County Library Taxes	
Planning, Housing & Development	3,385,326.46	Other Miscellaneous Tax Revenues	355,354.41	Local Municipal Purpose Taxes	161,141,555.24
Human Resources	7,185,609.33	State Aid Revenues	23,343,210.72	Veteran & Senior Citizen Taxes	5,612,800.00
Elections	557,212.00	Federal Aid Revenues	625.00	Total Taxes for Rate Computation	791,073,427.95
General Administration (other)	42,575,235.10	State and Local Fiscal Assistance Act Utilized		Special District Taxes	17,452,373.56
JUDICIARY		Sale of Acquired Property	1,035,523.78	Bank Corp. Taxes	
Municipal Courts	4,150,250.00	Other Miscellaneous Revenues	71,953,799.68	Added and Omitted Taxes	11,461,373.01
PUBLIC SAFETY		Total	925,245,653.58	Total Taxes Levied - ABSTRACT	814,377,579.52
Fire Protection	17,215,300.99	Prior Years Surplus Appropriated	35,321,373.17	Total Taxes Billed	815,103,159.20
Police Protection	67,152,021.95	REVENUES TOTAL	1,030,567,026.75	1989 TAXES COLLECTED	784,833,996.59
Civil Defense & Disaster Control	246,036.63	Reserve For Uncollected Taxes	27,552,766.57	1989 Taxes Cancelled, Abated or Adjusted	2,317,026.56
Environmental Inspection & Control	7,267,315.96	CAPITAL OUTLAY TOTAL	50,643,778.15	Transfer to Tax Title Liens or Foreclosed	1,802,941.60
Other Public Safety				Balance Outstanding Dec. 31, 1989	26,169,204.45
PUBLIC WORKS		Public Enterprises	10,735,984.79	PRIOR YEARS TAXES OUTSTANDING	
Streets and Drainage	21,624,513.74	Recreation-Culture	1,292,036.39	Balance January 1, 1989	13,871,458.33
Sewers and Sewage Processing	27,757,755.22	Public Works	46,337,300.57	Collected in 1989	16,875,690.12
Garbage and Trash Disposal	11,502,264.00	Buildings and Grounds	20,150,442.58	Cancelled, Abated or Adjusted 1989	428,053.33
Public Buildings and Grounds	6,534,257.00	Library and Education	2,172,391.63	Transfers to Tax Title Liens or Foreclosed	521,354.75
Other Public Works	1,655,425.00	Conservation	15,965.92	Balance December 31, 1989	1,046,355.03
HEALTH and WELFARE		All Other		TAX TITLE LIENS OUTSTANDING	
Health Services Except Environmental	11,059,601.89	CAPITAL DEBT AUTHORIZED, DECEMBER 31, 1989		Balance January 1, 1989	4,192,076.05
Welfare-Public Assistance	1,244,557.03	ISSUED AND UNISSUED		Transfer From Taxes	2,419,220.73
Hospital, Clinics, First Aid	27,726.00	School	125,639,500	Redeemed in 1989	1,108,357.79
Animal, Insect, & Rodent Control	190,344.00	Self-Liquidating	123,422,213	Cancelled, Abated or Adjusted (1989)	101,972.01
Other Welfare Services	629,307.93	Other	464,638,505	Transfers to Foreclosed Property	35,791.68
RECREATION and CONSERVATION		Total	713,706,334	Balance December 31, 1989	5,354,675.90
Beaches and Boardwalks		ISSUED AND OUTSTANDING		PROPERTY ACQUIRED BY DEED OR FORECLOSURE	
Parks, Playgrounds, Shade Trees	7,542,305.00	School	37,276,710.57	Balance January 1, 1989	21,394,119.25
Land Reclamation & Conservation	2,725,427.93	Self-Liquidating	91,031,000.00	Transfers From Taxes or Liens	35,791.68
Other Recreational Services	5,187,022.99	Other	346,755,996.40	Sale for Cash (1989)	9,423.78
EDUCATION (excluding schools)		Total	525,113,707.03	Cancelled, Abated or Adjusted (1989)	313,033.00
Libraries	14,129,136.04	EQUALIZED VALUATION BASIS FOR NET DEBT COMPUTATION	38,003,144,845.67	Balance December 31, 1989	21,107,454.15
Other Educational Services	240,633.44	REAL PROPERTY VALUATIONS		CURRENT FINANCES DECEMBER 31, 1989	
STATUTORY EXPENDITURES		Code Class # of Parcels % VAL'N		ASSETS	
Pensions & F. I. C. A.	25,906,406.60	1 Vacant Land		Cash Dec. 31, 1989	133,579,679.23
Employee Fringe Benefits	16,843,629.84	2 Residential		Taxes Receivable	27,215,559.53
Other Statutory Expenditures	179,600.23	3 Farm		Tax Title Liens	5,354,675.90
CETA And Other Public Employment Programs		4a Commercial (SEE PAGE 29)		Foreclosed Property	21,107,454.15
MUNICIPAL FUNCTIONS TOTAL	319,207,144.54	4b Industrial		Emergencies & Other Deferred Charges	8,297,454.28
CAPITAL IMPROVEMENTS *MEMO*	3,602,788.92	4c Apartments		State and Federal Aid Receivable	1,416,098.57
DEBT SERVICE		Total		Other Receivables	7,295,090.60
Principal Payments	25,169,814.50	Land Area 311.00 Sq. Miles		Total	204,266,012.26
Interest Payments	19,737,838.45	Net Valuation Taxable-Municipal	28,820,683,756.00	LIABILITIES, RESERVES, AND SURPLUS	
TYPE I SCHL DEBT *MEMO	7,205,504.18	Net Valuation Taxable-County	47,518,335,844.00	Cash Liabilities	101,058,374.06
DEFERRED CHARGES		State Equalized Valuation	44,040,886,387.00	Reserves for Receivables	60,842,082.58
SCHOOL, COUNTY, SPECIAL DISTRICT TAXES	641,776,946.27	State Equalization Ratio		Surplus Dec. 31, 1989	42,365,555.62
RESERVE FOR UNCOLLECTED TAXES	27,552,766.57			Total	204,266,012.26
EXPENDITURES TOTAL	1,040,290,822.83				

Population 1980 503,173
 Population 1990 553,124
 S & P Rating
 Moody Rating

General Tax Rate Per \$100.

State Equalized Tax Rate

**SUMMARY
 MONMOUTH COUNTY
 MUNICIPALITIES**

PER CAPITA: Grass Debt 900.95
 Net Debt 526.87
 Debt Service 57.73
 Total Tax Levy 1,240.85
 Municipal Expenditures 569.13

PER CENT: Gross Debt 1.46
 Net Debt .85
 Tax Levy Collected 95.58
 Tax Levy Cancelled, Abated or Adjusted .06

EXPENDITURES		REVENUES-REALIZED		1989 PROPERTY TAX	
GENERAL GOVERNMENT				STATE EQUALIZED TAX RATE	
Governing Body & Public Boards	737,207.82	1989 Property Taxes Collected	656,181,692.74	Local District School Taxes	241,664,091.10
Municipal Clerk	751,311.83	1989 Payments in Lieu of Taxes	1,023,339.15	Regional & Consolidated School Tax	118,854,878.09
Financial Administration	3,113,452.88	Delinquent Tax & Lien Collections	21,632,516.29	Schaal Taxes in Municipal Budget	182,415.11
Assessment of Taxes	3,910,479.33	Business Personalty Replacement Taxes	3,453,055.88	County Taxes	* 153,974,492.00
Collection of Taxes	2,213,106.61	Taxes from Public Utilities	44,174,815.00	County Library Taxes	3,312,218.00
Planning, Housing & Development	4,907,638.44	Other Miscellaneous Tax Revenues	49,404.40	Local Municipal Purpose Taxes	142,570,627.86
Human Resources	5,913,375.96	State Aid Revenues	15,287,848.08	Veteran & Senior Citizen Taxes	3,550,138.00
Elections	272,377.72	Federal Aid Revenues	84,000.00	Total Taxes for Rate Computation	664,114,860.16
General Administration (other)	32,264,790.97	State and Local Fiscal Assistance Act Utilized	2,238.12	Special District Taxes	13,028,970.15
JUDICIARY		Sale of Acquired Property	517,285.57	Bank Corp. Taxes	
Municipal Courts	4,300,498.91	Other Miscellaneous Revenues	55,770,006.50	Added and Omitted Taxes	12,758,786.11
PUBLIC SAFETY		Total	800,175,201.73	Total Taxes Levied - ABSTRACT	686,346,478.42
Fire Protection	8,233,103.02	Prior Years Surplus Appropriated	49,548,463.73	Total Taxes Billed	686,529,349.45
Police Protection	59,757,798.34	REVENUES TOTAL	348,723,665.46	1989 TAXES COLLECTED	656,181,692.74
Civil Defense & Disaster Control	201,996.32	Reserve For Uncollected Taxes	30,851,624.72	1989 Taxes Cancelled, Abated or Adjusted	388,561.52
Environmental Inspection & Control	5,330,594.05	CAPITAL OUTLAY TOTAL	56,359,935.57	Transfer to Tax Title Liens or Foreclosed	502,081.99
Other Public Safety		Public Enterprises	9,267,626.48	Balance Outstanding Dec. 31, 1989	29,455,455.66
PUBLIC WORKS		Recreation—Culture	2,635,553.10	PRIOR YEARS TAXES OUTSTANDING	
Streets and Drainage	26,817,328.43	Public Works	19,655,434.19	Balance January 1, 1989	23,012,377.87
Sewers and Sewage Processing	5,634,139.79	Buildings and Grounds	24,546,198.34	Collected in 1989	20,738,137.54
Garbage and Trash Disposal	15,665,118.93	Library and Education	192,582.65	Cancelled, Abated or Adjusted 1989	173,277.37
Public Buildings and Grounds	7,933,193.51	Conservation	62,539.81	Transfers to Tax Title Liens or Foreclosed	277,327.53
Other Public Works	3,859,039.27	All Other		Balance December 31, 1989	1,823,635.43
HEALTH and WELFARE		CAPITAL DEBT AUTHORIZED, DECEMBER 31, 1989		TAX TITLE LIENS OUTSTANDING	
Health Services Except Environmental	3,218,979.65	ISSUED AND UNISSUED		Balance January 1, 1989	2,694,605.72
Welfare—Public Assistance	1,002,557.75	School	129,390,236	Transfer From Taxes	806,485.97
Hospital, Clinics, First Aid	59,363.00	Self-Liquidating	81,164,298	Redeemed in 1989	904,565.24
Animal, Insect, & Rodent Control	120,205.38	Other	287,280,773	Cancelled, Abated or Adjusted (1989)	1,461.79
Other Welfare Services	71,430.00	Total	498,335,308	Transfers to Foreclosed Property	74,027.43
RECREATION and CONSERVATION		ISSUED AND OUTSTANDING		Balance December 31, 1989	2,511,037.23
Beaches and Boardwalks	934,644.33	School	121,498,936.46	PROPERTY ACQUIRED BY DEED OR FORECLOSURE	
Parks, Playgrounds, Shade Trees	3,274,246.61	Self-Liquidating	55,390,012.43	Balance January 1, 1989	16,028,482.08
Land Reclamation & Conservation	7,097,505.40	Other	222,687,936.48	Transfers From Taxes or Liens	70,994.28
Other Recreational Services	4,449,910.82	Total	399,576,885.37	Sale for Cash (1989)	502,598.05
EDUCATION (excluding schools)		EQUALIZED VALUATION BASIS		Cancelled, Abated or Adjusted (1989)	
Libraries	3,903,975.49	FOR NET DEBT COMPUTATION	34,219,134,174.33	Balance December 31, 1989	15,596,878.31
Other Educational Services	89,380.00	REAL PROPERTY VALUATIONS		CURRENT FINANCES DECEMBER 31, 1989	
STATUTORY EXPENDITURES		Code Class # of Parcels % VAL'N		ASSETS	
Pensions & F. L. C. A.	18,849,553.71	1 Vacant Land		Cash Dec. 31, 1989	170,672,912.79
Employee Fringe Benefits	11,192,879.84	2 Residential		Taxes Receivable	31,279,091.09
Other Statutory Expenditures	89,851.39	3 Farm		Tax Title Liens	2,511,037.23
CETA And Other Public Employment Programs		4a Commercial (SEE PAGE 31)		Foreclosed Property	15,596,879.21
MUNICIPAL FUNCTIONS TOTAL	246,932,151.01	4b Industrial		Emergencies & Other Deferred Charges	10,277,067.41
CAPITAL IMPROVEMENTS *MEMO*	2,672,737.34	4c Apartments		State and Federal Aid Receivable	1,476,538.47
DEBT SERVICE		Total		Other Receivables	5,827,272.47
Principal Payments	17,585,464.13	Land Area 471.57 Sq. Miles		Total	237,640,798.67
Interest Payments	14,343,701.40	Net Valuation Taxable-Municipal	25,367,914,090.00	LIABILITIES, RESERVES, AND SURPLUS	
TYPE I SCHL DEBT *MEMO	429,028.50	Net Valuation Taxable-County	36,627,711,679.00	Cash Liabilities	116,224,166.47
DEFERRED CHARGES	5,083,594.45	State Equalized Valuation	39,714,147,527.00	Reserves for Receivables	55,039,704.54
SCHOOL, COUNTY, SPECIAL DISTRICT TAXES	531,017,064.45	State Equalization Ratio		Surplus Dec. 31, 1989	66,376,927.66
RESERVE FOR UNCOLLECTED TAXES	30,851,624.72			Total	237,640,798.67
EXPENDITURES TOTAL	845,813,600.16				

1499

Population 1980 407,630
 Population 1990 421,353
 S & P Rating
 Moody Rating

General Tax Rate Per \$100.

State Equalized Tax Rate

**SUMMARY
 MORRIS COUNTY
 MUNICIPALITIES**

PER CAPITA:

Gross Debt 1,583.31
 Net Debt 731.68
 Debt Service 72.61
 Total Tax Levy 1,459.71
 Municipal Expenditures 653.15

PER CENT:

Gross Debt 1.88
 Net Debt .87
 Tax Levy Collected 97.19
 Tax Levy Cancelled, Abated or Adjusted .41

EXPENDITURES		REVENUES-REALIZED		1989 PROPERTY TAX	
GENERAL GOVERNMENT				STATE EQUALIZED TAX RATE	
Governing Body & Public Boards	376,505.00	1989 Property Taxes Collected	599,861,571.66	Local District School Taxes	269,392,117.39
Municipal Clerk	523,253.00	1989 Payments in Lieu of Taxes	311,616.92	Regional & Consolidated School Tax	88,056,750.02
Financial Administration	3,871,476.50	Delinquent Tax & Lien Collections	11,234,565.27	School Taxes in Municipal Budget	
Assessment of Taxes	2,078,719.89	Business Personalty Replacement Taxes	6,868,224.20	County Taxes	96,936,914.03
Collection of Taxes	2,421,979.03	Taxes from Public Utilities	32,081,953.61	County Library Taxes	
Planning, Housing & Development	3,539,312.59	Other Miscellaneous Tax Revenues	1,717,405.60	Local Municipal Purpose Taxes	146,799,346.17
Human Resources	2,421,474.71	State Aid Revenues	5,139,383.18	Veteran & Senior Citizen Taxes	2,527,000.00
Elections	573,577.25	Federal Aid Revenues	403,731.05	Total Taxes for Rate Computation	604,312,139.20
General Administration (other)	25,399,049.31	State and Local Fiscal Assistance Act Utilized	773.73	Special District Taxes	5,991,366.75
JUDICIARY		Sale of Acquired Property		Bank Corp. Taxes	
Municipal Courts	3,314,964.92	Other Miscellaneous Revenues	54,161,976.52	Added and Omitted Taxes	6,275,332.41
PUBLIC SAFETY		Total	710,901,116.70	Total Taxes Levied - ABSTRACT	615,052,337.36
Fire Protection	6,802,410.27	Prior Years Surplus Appropriated	36,033,140.00	Total Taxes Billed	616,160,150.53
Police Protection	4,977,665.91	REVENUES TOTAL	746,234,256.70	1989 TAXES COLLECTED	598,861,571.66
Civil Defense & Disaster Control	1,774,139.96	Reserve For Uncollected Taxes	25,322,012.02	1989 Taxes Cancelled, Abated or Adjusted	2,554,212.74
Environmental Inspection & Control	3,573,821.15	CAPITAL OUTLAY TOTAL	31,735,339.49	Transfer to Tax Title Liens or Foreclosed	609,345.51
Other Public Safety	1,011,220.70	Public Enterprises	20,045,026.47	Balance Outstanding Dec. 31, 1989	14,053,013.50
PUBLIC WORKS		Recreation-Culture	1,129,283.79	PRIOR YEARS TAXES OUTSTANDING	
Streets and Drainage	21,596,420.19	Public Works	4,259,276.22	Balance January 1, 1989	12,265,131.99
Sewers and Sewage Processing	13,795,952.05	Buildings and Grounds	19,524,607.44	Collected in 1989	10,571,724.35
Garbage and Trash Disposal	20,639,930.56	Library and Education	5,610.14	Cancelled, Abated or Adjusted 1989	369,901.39
Public Buildings and Grounds	5,156,135.36	Conservation	6,399,171.51	Transfers to Tax Title Liens or Foreclosed	550,131.14
Other Public Works	3,140,865.47	All Other		Balance December 31, 1989	567,424.61
HEALTH and WELFARE		CAPITAL DEBT AUTHORIZED, DECEMBER 31, 1989		TAX TITLE LIENS OUTSTANDING	
Health Services Except Environmental	5,021,961.06	ISSUED AND UNISSUED		Balance January 1, 1989	2,456,600.02
Welfare-Public Assistance	692,616.36	School	67,507,227	Transfer From Taxes	1,484,190.59
Hospital, Clinics, First Aid	10,400.00	Self-Liquidating	1,396,994.72	Redeemed in 1989	662,640.92
Animal, Insect, & Rodent Control	2,449,330.31	Other	417,365,960	Cancelled, Abated or Adjusted (1989)	23,242.48
Other Welfare Services	31,414.00	Total	607,132,652	Transfers to Foreclosed Property	293.04
RECREATION and CONSERVATION		ISSUED AND OUTSTANDING		Balance December 31, 1989	3,254,413.97
Beaches and Boardwalks	6,337.00	School	59,322,421.51	PROPERTY ACQUIRED BY DEED OR FORECLOSURE	
Parks, Playgrounds, Shade Trees	3,397,227.47	Self-Liquidating	139,107,416.09	Balance January 1, 1989	7,997,713.27
Land Reclamation & Conservation	1,134,800.25	Other	351,197,775.04	Transfers From Taxes or Liens	308.52
Other Recreational Services	3,953,700.22	Total	549,127,612.64	Sale for Cash (1989)	100,300.00
EDUCATION (excluding schools)		EQUALIZED VALUATION BASIS FOR NET DEBT COMPUTATION	35,492,771,158.67	Cancelled, Abated or Adjusted (1989)	173,300.00
Libraries	3,696,336.89	REAL PROPERTY VALUATIONS		Balance December 31, 1989	7,724,422.09
Other Educational Services	65,236.00	Code Class # of Parcels % VAL'N		CURRENT FINANCES DECEMBER 31, 1989	
STATUTORY EXPENDITURES				ASSETS	
Pensions & F. I. C. A.	15,790,436.54	1 Vacant Land		Cash Dec. 31, 1989	95,950,599.17
Employee Fringe Benefits	2,142,004.85	2 Residential		Taxes Receivable	14,925,436.11
Other Statutory Expenditures	76,000.75	3 Farm		Tax Title Liens	3,254,413.97
CETA And Other Public Employment Programs		4a Commercial (SEE PAGE 33)		Foreclosed Property	7,724,422.09
MUNICIPAL FUNCTIONS TOTAL	216,377,506.05	4b Industrial		Emergencies & Other Deferred Charges	3,515,515.39
CAPITAL IMPROVEMENTS *MEMO*	5,674,500.00	4c Apartments		State and Federal Aid Receivable	15,747,669.56
DEBT SERVICE		Total		Other Receivables	5,021,439.69
Principal Payments	14,492,769.55	Land Area 477.24 Sq. Miles		Total	147,839,798.58
Interest Payments	15,707,631.48	Net Valuation Taxable-Municipal	23,129,274,491.00	LIABILITIES, RESERVES, AND SURPLUS	
DEFERRED CHARGES		Net Valuation Taxable-County	64,124,143,336.00	Cash Liabilities	53,101,599.50
SCHOOL, COUNTY, SPECIAL DISTRICT TAXES	4,019,977,638.75	State Equalized Valuation	40,149,254,603.00	Reserves for Receivables	45,510,135.10
RESERVE FOR UNCOLLECTED TAXES	25,322,012.02	State Equalization Ratio		Surplus Dec. 31, 1989	49,222,061.13
EXPENDITURES TOTAL	737,166,274.41			Total	147,639,798.58

Population 1980 346,038
 Population 1990 433,203
 S & P Rating
 Moody Rating

General Tax Rate Per \$100.

State Equalized Tax Rate

**SUMMARY
 OCEAN COUNTY
 MUNICIPALITIES**

PER CAPITA:

Gross Debt 851.32
 Net Debt 470.72
 Debt Service 43.41
 Total Tax Levy 1,170.47
 Municipal Expenditures 549.04

PER CENT:

Gross Debt 1.29
 Net Debt .72
 Tax Levy Collected 94.40
 Tax Levy Cancelled, Abated or Adjusted .27

EXPENDITURES		REVENUES-REALIZED		1989 PROPERTY TAX	
GENERAL GOVERNMENT				STATE EQUALIZED TAX RATE	
Governing Body & Public Boards	532,823.24	1989 Property Taxes Collected	478,746,934.08	Local District School Taxes	155,399,783.33
Municipal Clerk	825,692.82	1989 Payments in Lieu of Taxes	236,752.98	Regional & Consolidated School Tax	105,829,201.94
Financial Administration	2,371,636.19	Delinquent Tax & Lien Collections	19,445,360.79	School Taxes in Municipal Budget	
Assessment of Taxes	3,883,027.14	Business Personalty Replacement Taxes	1,997,139.26	County Taxes	* 120,418,973.99
Collection of Taxes	2,636,039.08	Taxes from Public Utilities	35,567,463.15	Caunty Library Taxes	7,332,000.00
Planning, Hausing & Development	2,883,632.42	Other Miscellaneous Tax Revenues		Lacal Municipal Purpose Taxes	101,748,052.66
Human Resources	3,300,032.11	State Aid Revenues	5,792,347.49	Veteran & Senior Citizen Taxes	6,646,050.00
Elections	79,019.67	Federal Aid Revenues	38,479.01	Total Taxes for Rate Computation	497,374,061.92
General Administration (other)	23,963,320.03	State and Local Fiscal Assistance Act Utilized	10,533.87	Special District Taxes	7,696,185.64
JUDICIARY		Sale of Acquired Property	392,054.75	Bank Corp. Taxes	
Municipal Courts	2,706,331.53	Other Miscellaneous Revenues	44,550,581.79	Added and Omitted Taxes	8,628,229.66
PUBLIC SAFETY		Total	536,777,647.17	Total Taxes Levied - ABSTRACT	507,052,427.22
Fire Protection	1,651,047.90	Prior Years Surplus Appropriated	43,956,025.13	Total Taxes Billed	507,142,388.07
Police Protection	45,162,575.39	REVENUES TOTAL	630,733,672.30	1989 TAXES COLLECTED	478,746,934.08
Civil Defense & Disaster Control	223,972.60	Reserve For Uncollected Taxes	28,609,369.01	1989 Taxes Cancelled, Abated or Adjusted	1,363,548.47
Environmental Inspection & Control	3,591,871.73	CAPITAL OUTLAY TOTAL	34,756,874.76	Transfer to Tax Title Liens or Foreclosed	1,471,680.06
Other Public Safety		Public Enterprises	4,860,804.20	Balance Outstanding Dec. 31, 1989	25,566,216.46
PUBLIC WORKS		Recreation-Culture	1,546,486.77	PRIOR YEARS TAXES OUTSTANDING	
Streets and Drainage	15,054,661.47	Public Works	15,275,107.27	Balance January 1, 1989	20,982,529.81
Sewers and Sewage Processing	3,795,550.44	Buildings and Grounds	11,955,548.33	Collected in 1989	19,074,777.34
Garbage and Trash Disposal	25,975,650.41	Library and Education	752,232.09	Cancelled, Abated or Adjusted 1989	132,664.95
Public Buildings and Grounds	4,093,343.92	Conservation	336,295.62	Transfers to Tax Title Liens or Foreclosed	647,493.50
Other Public Works	3,525,907.55	All Other		Balance December 31, 1989	1,127,594.02
HEALTH and WELFARE		CAPITAL DEBT AUTHORIZED, DECEMBER 31, 1989		TAX TITLE LIENS OUTSTANDING	
Health Services Except Environmental	1,026,344.50	ISSUED AND UNISSUED		Balance January 1, 1989	1,669,898.70
Welfare-Public Assistance	1,240,847.09	Schaal	141,150,617	Transfer From Taxes	2,114,536.19
Hospital, Clinics, First Aid	113,050.00	Self-Liquidating	37,424,779	Redeemed in 1989	515,723.02
Animal, Insect, & Radent Control	331,431.63	Other	190,219,200	Cancelled, Abated or Adjusted (1989)	17,876.63
Other Welfare Services		Total	368,793,597	Transfers to Foreclosed Property	43,054.04
RECREATION and CONSERVATION		ISSUED AND OUTSTANDING		Balance December 31, 1989	3,207,781.20
Beaches and Boardwalks	2,712,659.90	Schaal	119,424,753.01	PROPERTY ACQUIRED BY DEED OR FORECLOSURE	
Parks, Playgrounds, Shade Trees	1,394,285.19	Self-Liquidating	36,274,717.65	Balance January 1, 1989	21,246,217.42
Land Reclamation & Conservation	3,575,337.86	Other	141,982,883.51	Transfers From Taxes or Liens	24,553.60
Other Recreational Services	2,715,649.31	Total	294,682,354.17	Sale for Cash (1989)	256,250.00
EDUCATION (excluding schaals)		EQUALIZED VALUATION BASIS		Cancelled, Abated or Adjusted (1989)	13,100.00
Libraries	493,900.00	FOR NET DEBT COMPUTATION	29,474,633,125.64	Balance December 31, 1989	21,001,421.02
Other Educational Services	3,766,746.00	REAL PROPERTY VALUATIONS		CURRENT FINANCES DECEMBER 31, 1989	
STATUTORY EXPENDITURES		Code Class # of Parcels % VAL'N		ASSETS	
Pensions & F. L. C. A.	13,713,430.91	1 Vacant Land		Cash Dec. 31, 1989	129,493,733.63
Employee Fringe Benefits	9,462,518.49	2 Residential		Taxes Receivable	26,693,810.48
Other Statutory Expenditures	235,903.63	3 Farm		Tax Title Liens	3,207,781.20
CETA And Other Public Employment Programs		4a Commercial (SEE PAGE 35)		Foreclosed Property	21,001,421.02
MUNICIPAL FUNCTIONS TOTAL	187,755,439.55	4b Industrial		Emergencies & Other Deferred Charges	6,991,806.06
CAPITAL IMPROVEMENTS *MEMO*	2,212,331.82	4c Apartments		State and Federal Aid Receivable	1,448,359.06
DEBT SERVICE		Total		Other Receivables	7,383,888.55
Principal Payments	9,603,332.13	Land Area 637.09 Sq. Miles		Total	196,221,300.05
Interest Payments	9,200,877.32	Net Valuation Taxable-Municipal	20,567,983,093.00	LIABILITIES, RESERVES, AND SURPLUS	
DEFERRED CHARGES		Net Valuation Taxable-County	30,574,072,303.00	Cash Liabilities	82,229,079.06
SCHOOL, COUNTY, SPECIAL DISTRICT TAXES	396,676,144.90	State Equalized Valuation	33,212,027,509.00	Reserves for Receivables	58,466,375.52
RESERVE FOR UNCOLLECTED TAXES	28,609,369.01	State Equalization Ratio		Surplus Dec. 31, 1989	55,525,845.47
EXPENDITURES TOTAL	634,523,332.20			Total	196,221,300.05

*Includes County Health Service Taxes, County Vocational School Taxes, or County Open Space Tax. See Table 13.

Population 1980 447,585
 Population 1990 453,060
 S & P Rating
 Moody Rating

General Tax Rate Per \$100.
 State Equalized Tax Rate

**SUMMARY
 PASSAIC COUNTY
 MUNICIPALITIES**

PER CAPITA: Gross Debt 792.31 PER CENT: Gross Debt 1.73
 Net Debt 426.75 Net Debt .93
 Debt Service 63.01 Tax Levy Collected 96.32
 Total Tax Levy 1,026.85 Tax Levy Cancelled, Abated
 Municipal Expenditures 652.79 or Adjusted .57

EXPENDITURES		REVENUES-REALIZED		1989 PROPERTY TAX	
GENERAL GOVERNMENT		REVENUES-REALIZED		STATE EQUALIZED TAX RATE →	
Governing Body & Public Boards	1,604,754.25	1989 Property Taxes Collected	446,162,073.23	Lacal District School Taxes	190,990,657.06
Municipal Clerk	1,156,255.49	1989 Payments in Lieu of Taxes	3,270,975.92	Regional & Consalidated School Tax	17,968,952.62
Financial Administration	5,375,577.34	Delinquent Tax & Lien Collections	9,452,327.30	Schaal Taxes in Municipal Budget	1,923,169.25
Assessment of Taxes	1,677,157.99	Business Personality Replacement Taxes	10,506,996.04	County Taxes	100,459,479.46
Collection of Taxes	1,474,172.32	Taxes from Public Utilities	25,432,194.00	County Library Taxes	
Planning, Housing & Development	5,104,235.79	Other Miscellaneous Tax Revenues		Local Municipal Purpose Taxes	148,209,178.03
Human Resources	7,117,301.94	State Aid Revenues	46,905,703.75	Veteran & Senior Citizen Taxes	3,249,125.00
Elections	227,977.13	Federal Aid Revenues	333,000.00	Total Taxes for Rate Computation	462,800,763.42
General Administration (other)	24,037,089.30	State and Lacal Fiscal Assistance Act Utilized	33,022.00	Special District Taxes	2,345,305.00
JUDICIARY		Sale of Acquired Property	35,110.00	Bank Corp. Taxes	
Municipal Courts	2,755,333.74	Other Miscellaneous Revenues	34,109,322.73	Added and Omitted Taxes	3,322,733.16
PUBLIC SAFETY		Total	577,339,845.92	Total Taxes Levied - ABSTRACT	465,220,176.58
Fire Protection	18,503,304.53	Priar Years Surplus Appropriated	18,959,934.00	Total Taxes Billed	463,223,038.25
Police Protection	53,701,052.53	REVENUES TOTAL	597,299,729.92	1989 TAXES COLLECTED	446,192,098.28
Civil Defense & Disaster Control	531,925.53	Reserve For Uncollected Taxes	18,445,317.10	1989 Taxes Cancelled, Abated or Adjusted	2,620,876.48
Environmental Inspection & Central	2,469,204.50	CAPITAL OUTLAY TOTAL	42,347,922.80	Transfer to Tax Title Liens or Foreclosed	1,555,550.04
Other Public Safety				Balance Outstanding Dec. 31, 1989	12,863,016.45
PUBLIC WORKS		Public Enterprises	19,622,273.36	PRIOR YEARS TAXES OUTSTANDING	
Streets and Drainage	13,852,250.23	Recreation-Culture	643,278.02	Balance January 1, 1989	9,353,319.08
Sewers and Sewage Processing	37,347,309.15	Public Works	15,637,727.62	Collected in 1989	8,235,412.38
Garbage and Trash Disposal	11,247,253.64	Buildings and Grounds	5,571,955.20	Cancelled, Abated or Adjusted 1989	139,996.49
Public Buildings and Grounds	3,054,877.02	Library and Education	2,110,733.92	Transfers to Tax Title Liens or Foreclosed	481,017.45
Other Public Works	3,012,146.43	Conservation	201,954.65	Balance December 31, 1989	496,892.76
HEALTH and WELFARE		All Other		TAX TITLE LIENS OUTSTANDING	
Health Services Except Environmental	5,571,655.03	CAPITAL DEBT AUTHORIZED, DECEMBER 31, 1989		Balance January 1, 1989	3,273,949.25
Welfare-Public Assistance	4,311,060.00	ISSUED AND UNISSUED		Transfer From Taxes	2,149,992.36
Hospital, Clinics, First Aid	30,400.00	School	73,704,635	Redeemed in 1989	1,246,915.89
Animal, Insect, & Rodent Control	268,932.00	Self-Liquidating	71,179,323	Cancelled, Abated or Adjusted (1989)	216,480.59
Other Welfare Services	1,425,026.00	Other	214,077,969	Transfers to Foreclosed Property	35,075.36
RECREATION and CONSERVATION		Total	358,961,927	Balance December 31, 1989	3,925,469.77
Beaches and Boardwalks		ISSUED AND OUTSTANDING		PROPERTY ACQUIRED BY DEED OR FORECLOSURE	
Parks, Playgrounds, Shade Trees	2,350,411.97	School	72,714,000.59	Balance January 1, 1989	4,253,989.64
Land Reclamation & Conservation	1,500,926.50	Self-Liquidating	65,113,508.74	Transfers From Taxes or Liens	35,075.36
Other Recreational Services	1,762,048.74	Other	135,301,909.00	Sale for Cash (1989)	36,110.00
EDUCATION (excluding schools)		Total	323,129,418.33	Cancelled, Abated or Adjusted (1989)	74,900.00
Libraries	7,024,574.86	EQUALIZED VALUATION BASIS FOR NET DEBT COMPUTATION	20,763,665,049.01	Balance December 31, 1989	4,178,055.00
Other Educational Services	150,110.70	REAL PROPERTY VALUATIONS		CURRENT FINANCES DECEMBER 31, 1989	
STATUTORY EXPENDITURES		Code Class # of Parcels % VAL'N ASSESSED VALUATION		ASSETS	
Pensions & F. L. C. A.	19,981,808.31	1 Vocont Land		Cash Dec. 31, 1989	74,215,797.59
Employee Fringe Benefits	7,933,176.21	2 Residential		Taxes Receivable	13,359,909.21
Other Statutory Expenditures	111,654.00	3 Farm		Tox Title Liens	3,925,469.77
CETA And Other Public Employment Programs		4a Commercial (SEE PAGE 37)		Foreclosed Property	4,176,055.00
MUNICIPAL FUNCTIONS TOTAL	243,000,603.87	4b Industrial		Emergencies & Other Deferred Charges	4,584,375.17
CAPITAL IMPROVEMENTS *MEMO*	940,050.00	4c Apartments		State and Federal Aid Receivable	4,525,697.88
DEBT SERVICE		Total		Other Receivables	3,455,152.00
Principal Payments	17,342,735.70	Land Area 192.01 Sq. Miles		Total	108,244,446.62
Interest Payments	13,481,638.26	Net Valuation Taxable-Municipal	11,418,101,232.00	LIABILITIES, RESERVES, AND SURPLUS	
TYPE I SCHL DEBT *MEMO	8,354,306.25	Net Valuation Taxable-County	21,998,960,445.00	Cash Liabilities	61,004,375.40
DEFERRED CHARGES	3,498,817.73	State Equalized Valuation	23,836,052,010.00	Reserves for Receivables	24,879,202.38
SCHOOL, COUNTY, SPECIAL DISTRICT TAXES	313,688,265.39	State Equalization Ratio		Surplus Dec. 31, 1989	22,360,868.84
RESERVE FOR UNCOLLECTED TAXES	18,445,317.10			Total	108,244,446.62
EXPENDITURES TOTAL	609,443,443.05				

Population 1980 54,576
 Population 1990 55,294
 S & P Rating
 Moody Rating

General Tax Rate Per \$100.
 State Equalized Tax Rate

**SUMMARY
 SALEM COUNTY
 MUNICIPALITIES**

PER CAPITA:

Gross Debt 533.17
 Net Debt 73.52
 Debt Service 16.64
 Total Tax Levy 671.38
 Municipal Expenditures 594.45

PER CENT:

Gross Debt 1.97
 Net Debt .27
 Tax Levy Collected 90.72
 Tax Levy Cancelled, Abated or Adjusted .25

EXPENDITURES	REVENUES-REALIZED	1989 PROPERTY TAX		
GENERAL GOVERNMENT		STATE EQUALIZED TAX RATE		
Governing Body & Public Boards	145,505.00	Local District Schaal Taxes	15,874,360.18	
Municipal Clerk	77,306.00	Regional & Consolidated Schaal Tax	6,271,754.79	
Financial Administration	603,252.51	Schaal Taxes in Municipal Budget	49,733.13	
Assessment of Taxes	427,759.02	County Taxes	16,231,461.96	
Collection of Taxes	350,144.73	County Library Taxes		
Planning, Housing & Development	537,703.29	Local Municipal Purpose Taxes	4,758,770.04	
Human Resources	552,204.31	Veteran & Senior Citizen Taxes	723,100.00	
Elections	4,202.00	Total Taxes for Rate Computation	43,909,180.10	
General Administration (other)	7,485,542.32	Special District Taxes	273,111.04	
JUDICIARY		Bank Corp. Taxes		
Municipal Courts	629,771.67	Added and Omitted Taxes	377,772.50	
PUBLIC SAFETY		Total Taxes Levied - ABSTRACT	43,836,963.64	
Fire Protection	722,412.92	Total Taxes Billed	43,979,694.51	
Police Protection	5,485,670.85	1989 TAXES COLLECTED	39,896,285.54	
Civil Defense & Disaster Control	92,316.49	1989 Taxes Cancelled, Abated or Adjusted	108,693.20	
Environmental Inspection & Control	334,829.57	Transfer to Tax Title Liens or Foreclosed	237,729.58	
Other Public Safety		Balance Outstanding Dec. 31, 1989	3,744,829.76	
PUBLIC WORKS		PRIOR YEARS TAXES OUTSTANDING		
Streets and Drainage	4,007,423.91	Balance January 1, 1989	3,572,651.99	
Sewers and Sewage Processing	573,708.65	Collected in 1989	3,319,669.38	
Garbage and Trash Disposal	2,422,101.28	Cancelled, Abated or Adjusted 1989	7,797.54	
Public Buildings and Grounds	974,531.62	Transfers to Tax Title Liens or Foreclosed	76,654.34	
Other Public Works	135,900.00	Balance December 31, 1989	168,530.73	
HEALTH and WELFARE		TAX TITLE LIENS OUTSTANDING		
Health Services Except Environmental	163,773.98	Balance January 1, 1989	1,032,563.70	
Welfare-Public Assistance	128,572.19	Transfer From Taxes	325,057.41	
Hospital, Clinics, First Aid	65,005.00	Redeemed in 1989	276,057.25	
Animal, Insect, & Rodent Control	219,435.83	Cancelled, Abated or Adjusted (1989)	930.60	
Other Welfare Services		Transfers to Foreclosed Property	1,130.93	
RECREATION and CONSERVATION		Balance December 31, 1989	1,079,502.33	
Beaches and Boardwalks	20,000.00	PROPERTY ACQUIRED BY DEED OR FORECLOSURE		
Parks, Playgrounds, Shade Trees	92,240.03	Balance January 1, 1989	1,111,738.07	
Land Reclamation & Conservation	98,896.00	Transfers From Taxes or Liens	1,130.93	
Other Recreational Services	607,230.00	Sale for Cash (1989)	12,548.00	
EDUCATION (excluding schaaIs)		Cancelled, Abated or Adjusted (1989)	71,175.00	
Libraries	200,400.00	Balance December 31, 1989	1,029,146.00	
Other Educational Services	2,039,780.00	CURRENT FINANCES DECEMBER 31, 1989		
STATUTORY EXPENDITURES		ASSETS		
Pensions & F. I. C. A.	1,654,594.62	Cash Dec. 31, 1989	17,302,982.67	
Employee Fringe Benefits	1,521,192.16	Taxes Receivable	3,913,360.49	
Other Statutory Expenditures	44,580.00	Tax Title Liens	1,079,502.33	
CETA And Other Public Employment Programs		Foreclosed Property	1,029,146.00	
MUNICIPAL FUNCTIONS TOTAL	32,737,706.57	Emergencies & Other Deferred Charges	661,962.16	
CAPITAL IMPROVEMENTS *MEMO*	674,000.00	State and Federal Aid Receivable	133,127.90	
DEBT SERVICE		Other Receivables	1,055,992.33	
Principal Payments	792,441.46	Total	25,176,073.88	
Interest Payments	293,941.60	LIABILITIES, RESERVES, AND SURPLUS		
TYPE I SCHL DEBT *MEMO	428,249.25	Cash Liabilities	6,437,890.82	
DEFERRED CHARGES	468,714.00	Reserves for Receivables	6,915,660.55	
SCHOOL, COUNTY, SPECIAL DISTRICT TAXES	38,700,421.10	Surplus Dec. 31, 1989	11,822,522.51	
RESERVE FOR UNCOLLECTED TAXES	4,521,233.40	Total	25,176,073.88	
EXPENDITURES TOTAL	77,514,458.13			
REVENUES-REALIZED				
1989 Property Taxes Collected	39,896,285.54			
1989 Payments in Lieu of Taxes	49,421.42			
Delinquent Tax & Lien Collections	3,595,727.63			
Business Personalty Replacement Taxes	2,935,798.00			
Taxes from Public Utilities	13,614,030.00			
Other Miscellaneous Tax Revenues				
State Aid Revenues	2,394,153.39			
Federal Aid Revenues				
State and Local Fiscal Assistance Act Utilized	3.42			
Sale of Acquired Property	12,548.00			
Other Miscellaneous Revenues	9,789,308.95			
Total	72,280,276.40			
Prior Years Surplus Appropriated	6,626,248.45			
REVENUES TOTAL	79,906,524.85			
Reserve For Uncollected Taxes	4,521,233.40			
CAPITAL OUTLAY TOTAL	8,977,133.60			
Public Enterprises	7,013,315.96			
Recreation-Culture	70,642.05			
Public Works	848,409.38			
Buildings and Grounds	1,044,766.21			
Library and Education				
Conservation				
All Other				
CAPITAL DEBT AUTHORIZED, DECEMBER 31, 1989				
ISSUED AND UNISSUED	GROSS DEBT	NET DEBT		
Schaal	20,596,900			
Self-Liquidating	7,907,220	20,720		
Other	6,308,508	4,779,740		
Total	34,812,688	4,800,660		
ISSUED AND OUTSTANDING				
Schaal		12,958,693.41		
Self-Liquidating		7,643,170.00		
Other		5,217,869.06		
Total		25,819,732.47		
EQUALIZED VALUATION BASIS FOR NET DEBT COMPUTATION		1,771,012,460.34		
REAL PROPERTY VALUATIONS				
Code Class # of Parcels % VAL'N		ASSESSED VALUATION		
1 Vacant Land				
2 Residential				
3 Farm				
4a Commercial (SEE PAGE 39)				
4b Industrial				
4c Apartments				
Total				
Land Area 346.56 Sq. Miles				
Net Valuation Taxable-Municipal		1,123,816,037.00		
Net Valuation Taxable-County		1,939,180,654.00		
State Equalized Valuation		2,012,615,424.00		
State Equalization Ratio				

1899

Population 1980 203,129
 Population 1990 240,279
 S & P Rating
 Moody Rating

General Tax Rate Per \$100.

State Equalized Tax Rate

**SUMMARY
 SOMERSET COUNTY
 MUNICIPALITIES**

PER CAPITA:

Gross Debt 871.47
 Net Debt 625.83
 Debt Service 51.80
 Total Tax Levy 1,383.66
 Municipal Expenditures 535.27

PER CENT:

Gross Debt 1.10
 Net Debt .79
 Tax Levy Collected 96.14
 Tax Levy Cancelled, Abated or Adjusted .31

EXPENDITURES		REVENUES-REALIZED		1989 PROPERTY TAX	
GENERAL GOVERNMENT				STATE EQUALIZED TAX RATE	
Governing Body & Public Boards	133,892.00	1989 Property Taxes Collected	321,221,925.74	Local District School Taxes	136,730,046.90
Municipal Clerk	580,412.00	1989 Payments in Lieu of Taxes	133,074.92	Regional & Consolidated School Tax	42,774,919.61
Financial Administration	1,845,740.36	Delinquent Tax & Lien Collections	9,533,464.36	School Taxes in Municipal Budget	
Assessment of Taxes	1,266,726.92	Business Personalty Replacement Taxes	4,996,776.24	County Taxes	85,000,000.00
Collection of Taxes	1,036,681.92	Taxes from Public Utilities	19,697,222.12	County Library Taxes	3,357,139.00
Planning, Housing & Development	3,407,848.06	Other Miscellaneous Tax Revenues		Local Municipal Purpose Taxes	55,549,357.33
Human Resources	905,297.33	State Aid Revenues	2,523,914.25	Veteran & Senior Citizen Taxes	1,583,900.00
Elections	233,862.75	Federal Aid Revenues		Total Taxes for Rate Computation	325,000,362.84
General Administration (other)	15,971,430.90	State and Local Fiscal Assistance Act Utilized		Special District Taxes	3,033,679.84
JUDICIARY		Sale of Acquired Property		Bank Corp. Taxes	
Municipal Courts	1,703,159.65	Other Miscellaneous Revenues	25,190,873.96	Added and Omitted Taxes	5,965,110.95
PUBLIC SAFETY		Total	323,347,256.60	Total Taxes Levied - ABSTRACT	332,465,253.63
Fire Protection	4,241,940.03	Prior Years Surplus Appropriated	24,705,756.70	Total Taxes Billed	334,129,732.71
Police Protection	23,314,127.67	REVENUES TOTAL	407,653,013.30	1989 TAXES COLLECTED	321,221,925.74
Civil Defense & Disaster Control	93,837.50	Reserve For Uncollected Taxes	14,725,759.74	1989 Taxes Cancelled, Abated or Adjusted	1,020,793.59
Environmental Inspection & Control	2,557,032.83	CAPITAL OUTLAY TOTAL	51,047,024.41	Transfer to Tax Title Liens or Foreclosed	612,084.71
Other Public Safety		Public Enterprises	2,273,540.79	Balance Outstanding Dec. 31, 1989	11,144,823.47
PUBLIC WORKS		Recreation-Culture	9,330,196.69	PRIOR YEARS TAXES OUTSTANDING	
Streets and Drainage	12,710,450.30	Public Works	16,590,884.25	Balance January 1, 1989	10,045,693.92
Sewers and Sewage Processing	2,314,375.35	Buildings and Grounds	24,192,104.13	Collected in 1989	9,064,796.27
Garbage and Trash Disposal	3,807,442.94	Library and Education	20,950,538	Cancelled, Abated or Adjusted 1989	221,570.22
Public Buildings and Grounds	2,132,313.39	Conservation	21,484,036	Transfers to Tax Title Liens or Foreclosed	150,711.20
Other Public Works	425,240.95	All Other		Balance December 31, 1989	590,610.23
HEALTH and WELFARE		CAPITAL DEBT AUTHORIZED, DECEMBER 31, 1989		TAX TITLE LIENS OUTSTANDING	
Health Services Except Environmental	1,925,049.20	ISSUED AND UNISSUED	GROSS DEBT	NET DEBT	
Welfare-Public Assistance	379,533.19	School	44,181,615		
Hospital, Clinics, First Aid	86,795.00	Self-Liquidating	11,917,221	1,102,777	
Animal, Insect, & Rodent Control	205,711.39	Other	153,274,941	149,270,507	
Other Welfare Services	2,500.00	Total	209,395,377	150,373,333	
RECREATION and CONSERVATION		ISSUED AND OUTSTANDING			
Beaches and Boardwalks		School	43,181,615.75		
Parks, Playgrounds, Shade Trees	672,572.46	Self-Liquidating	2,742,915.00		
Land Reclamation & Conservation	1,365,876.28	Other	101,352,262.15		
Other Recreational Services	2,132,571.44	Total	153,276,692.90		
EDUCATION (excluding schools)		EQUALIZED VALUATION BASIS			
Libraries	2,735,214.10	FOR NET DEBT COMPUTATION	19,027,508,879.66		
Other Educational Services	14,935.00	REAL PROPERTY VALUATIONS		ASSESSED VALUATION	
STATUTORY EXPENDITURES		Code Class # of Parcels % VAL'N			
Pensions & F. I. C. A.	7,495,226.41	1 Vacant Land			
Employee Fringe Benefits	4,432,390.80	2 Residential			
Other Statutory Expenditures	52,530.16	3 Farm			
CETA And Other Public Employment Programs		4a Commercial (SEE PAGE 41)			
MUNICIPAL FUNCTIONS TOTAL	100,223,002.75	4b Industrial			
CAPITAL IMPROVEMENTS *MEMO*	3,786,353.98	4c Apartments			
DEBT SERVICE		Total			
Principal Payments	6,733,078.71	Land Area 305.53 Sq. Miles			
Interest Payments	5,663,921.33	Net Valuation Taxable-Municipal	15,575,875,386.00		
DEFERRED CHARGES		Net Valuation Taxable-County	20,387,335,213.00		
SCHOOL, COUNTY, SPECIAL DISTRICT TAXES	270,957,735.35	State Equalized Valuation	22,160,356,171.00		
RESERVE FOR UNCOLLECTED TAXES	14,725,759.34	State Equalization Ratio			
EXPENDITURES TOTAL	399,565,047.95				
				LIABILITIES, RESERVES, AND SURPLUS	
				Cash Liabilities	27,214,553.62
				Reserves for Receivables	16,550,579.68
				Surplus Dec. 31, 1989	33,887,038.35
				Total	77,652,172.15

1999

Population 1980 116,119
 Population 1990 130,943
 S & P Rating
 Moody Rating

General Tax Rate Per \$100.

State Equalized Tax Rate

**SUMMARY
 SUSSEX COUNTY
 MUNICIPALITIES**

PER CAPITA:

Gross Debt 824.83
 Net Debt 210.70
 Debt Service 29.52
 Total Tax Levy 1,131.01
 Municipal Expenditures 450.77

PER CENT:

Gross Debt 1.54
 Net Debt .39
 Tax Levy Collected 94.14
 Tax Levy Cancelled, Abated or Adjusted .21

EXPENDITURES		REVENUES-REALIZED		1989 PROPERTY TAX	
GENERAL GOVERNMENT				STATE EQUALIZED TAX RATE →	
Governing Body & Public Boards	82,853.19	1989 Property Taxes Collected	139,711,694.43	Local District School Taxes	61,462,389.73
Municipal Clerk	71,055.00	1989 Payments in Lieu of Taxes	270,398.24	Regional & Consolidated School Tax	25,307,056.85
Financial Administration	825,375.16	Delinquent Tax & Lien Collections	6,923,769.01	School Taxes in Municipal Budget	
Assessment of Taxes	1,163,431.18	Business Personalty Replacement Taxes	1,334,799.27	County Taxes	* 29,704,098.00
Collection of Taxes	1,039,238.35	Taxes from Public Utilities	7,515,627.96	County Library Taxes	1,161,885.00
Planning, Housing & Development	1,151,870.64	Other Miscellaneous Tax Revenues		Local Municipal Purpose Taxes	27,839,604.17
Human Resources	553,312.31	State Aid Revenues	1,266,256.76	Veteran & Senior Citizen Taxes	924,505.00
Elections	52,507.90	Federal Aid Revenues		Total Taxes for Rate Computation	146,399,538.75
General Administration (other)	6,054,626.37	State and Local Fiscal Assistance Act Utilized	2,324.54	Special District Taxes	
JUDICIARY		Sale of Acquired Property		Bank Corp. Taxes	
Municipal Courts	866,497.14	Other Miscellaneous Revenues	10,742,207.26	Added and Omitted Taxes	2,622,166.98
PUBLIC SAFETY		Total	167,772,076.52	Total Taxes Levied - ABSTRACT	148,097,198.73
Fire Protection	1,143,415.11	Prior Years Surplus Appropriated	9,279,620.15	Total Taxes Billed	148,410,440.41
Police Protection	3,151,670.43	REVENUES TOTAL	177,051,696.67	1989 TAXES COLLECTED	139,711,694.48
Civil Defense & Disaster Control	137,566.30	Reserve For Uncollected Taxes	10,321,587.63	1989 Taxes Cancelled, Abated or Adjusted	308,096.71
Environmental Inspection & Control	1,151,492.39	CAPITAL OUTLAY TOTAL	13,441,369.17	Transfer to Tax Title Liens or Foreclosed	497,925.70
Other Public Safety				Balance Outstanding Dec. 31, 1989	7,892,723.50
PUBLIC WORKS		Public Enterprises	11,801,078.20	PRIOR YEARS TAXES OUTSTANDING	
Streets and Drainage	3,060,953.85	Recreation-Culture	222,053.23	Balance January 1, 1989	7,097,980.51
Sewers and Sewage Processing	240,324.90	Public Works	3,159,361.27	Collected in 1989	6,617,064.39
Garbage and Trash Disposal	1,535,344.33	Buildings and Grounds	2,695,093.17	Cancelled, Abated or Adjusted 1989	20,799.59
Public Buildings and Grounds	1,171,152.03	Library and Education		Transfers to Tax Title Liens or Foreclosed	172,240.46
Other Public Works	1,120,793.94	Conservation	16,783.00	Balance December 31, 1989	287,876.07
HEALTH and WELFARE		All Other		TAX TITLE LIENS OUTSTANDING	
Health Services Except Environmental	330,593.27			Balance January 1, 1989	1,530,123.60
Welfare-Public Assistance	158,402.50	CAPITAL DEBT AUTHORIZED, DECEMBER 31, 1989		Transfer From Taxes	665,687.47
Hospital, Clinics, First Aid	13,600.00	ISSUED AND UNISSUED		Redeemed in 1989	311,704.19
Animal, Insect, & Rodent Control	149,977.09	Schaal	49,116,123	Cancelled, Abated or Adjusted (1989)	15,481.84
Other Welfare Services	91,400.00	Self-Liquidating	33,457,524	Transfers to Foreclosed Property	196,535.96
RECREATION and CONSERVATION		Other	25,432,394	Balance December 31, 1989	1,672,039.08
Beaches and Boardwalks		Total	108,005,042	PROPERTY ACQUIRED BY DEED OR FORECLOSURE	
Parks, Playgrounds, Shade Trees	145,205.35	ISSUED AND OUTSTANDING		Balance January 1, 1989	13,512,695.46
Land Reclamation & Conservation	570,101.34	School	44,231,737.34	Transfers From Taxes or Liens	224,258.61
Other Recreational Services	905,640.01	Self-Liquidating	30,130,792.95	Sale for Cash (1989)	1,694,827.75
EDUCATION (excluding schools)		Other	17,169,495.00	Cancelled, Abated or Adjusted (1989)	6,800,753.86
Libraries	341,986.60	Total	91,532,025.29	Balance December 31, 1989	5,241,372.46
Other Educational Services	227,750.00	EQUALIZED VALUATION BASIS FOR NET DEBT COMPUTATION	7,014,983,982.32	CURRENT FINANCES DECEMBER 31, 1989	
STATUTORY EXPENDITURES		REAL PROPERTY VALUATIONS		ASSETS	
Pensions & F. L. C. A.	2,886,395.60	Code Class # of Parcels % VALN	ASSESSED VALUATION	Cash Dec. 31, 1989	28,777,657.29
Employee Fringe Benefits	2,561,524.39	1 Vacant Land		Taxes Receivable	8,180,599.57
Other Statutory Expenditures	49,725.73	2 Residential		Tax Title Liens	1,672,039.08
CETA And Other Public Employment Programs		3 Farm		Foreclosed Property	5,241,372.46
MUNICIPAL FUNCTIONS TOTAL	43,570,194.39	4a Commercial (SEE PAGE 43)		Emergencies & Other Deferred Charges	1,074,225.51
CAPITAL IMPROVEMENTS *MEMO*	1,360,107.00	4b Industrial		State and Federal Aid Receivable	247,735.24
DEBT SERVICE		4c Apartments		Other Receivables	1,363,515.30
Principal Payments	2,659,912.80	Total		Total	46,557,144.45
Interest Payments	1,204,929.96	Land Area 524.71 Sq. Miles		LIABILITIES, RESERVES, AND SURPLUS	
DEFERRED CHARGES	1,268,045.59			Cash Liabilities	13,169,531.59
SCHOOL, COUNTY, SPECIAL DISTRICT TAXES	117,635,429.58	Net Valuation Taxable-Municipal	4,938,176,309.00	Reserves for Receivables	16,451,276.41
RESERVE FOR UNCOLLECTED TAXES	10,321,587.63	Net Valuation Taxable-County	7,501,489,696.00	Surplus Dec. 31, 1989	16,936,336.45
EXPENDITURES TOTAL	170,600,098.95	State Equalized Valuation	8,102,560,917.00	Total	46,557,144.45
		State Equalization Ratio			

*Includes County Health Service Taxes, County Vocational School Taxes, or County Open Space Tax. See Table 13.

Population 1980 504,024
 Population 1990 493,317
 S & P Rating
 Moody Rating

General Tax Rate Per \$100.
 State Equalized Tax Rate

**SUMMARY
 UNION COUNTY
 MUNICIPALITIES**

PER CAPITA: Gross Debt 525.35
 Net Debt 354.93
 Debt Service 59.42
 Total Tax Levy 1,210.90
 Municipal Expenditures 723.05

PER CENT: Gross Debt 1.01
 Net Debt .61
 Tax Levy Collected 7.07
 Tax Levy Cancelled, Abated or Adjusted .21

EXPENDITURES		REVENUES-REALIZED		1989 PROPERTY TAX	
GENERAL GOVERNMENT		REVENUES-REALIZED		STATE EQUALIZED TAX RATE	
Governing Body & Public Boards	1,235,323.20	1989 Property Taxes Collected	5,074,207.04	Local District School Taxes	235,724,360.15
Municipal Clerk	1,151,792.73	1989 Payments in Lieu of Taxes	1,215,596.50	Regional & Consolidated School Tax	50,513,927.35
Financial Administration	3,700,443.74	Delinquent Tax & Lien Collections	12,445,641.84	School Taxes in Municipal Budget	3,207,740.62
Assessment of Taxes	2,255,720.00	Business Personalty Replacement Taxes	14,244,444.00	County Taxes	121,312,224.00
Collection of Taxes	1,255,753.71	Taxes from Public Utilities	54,503,029.00	County Library Taxes	
Planning, Housing & Development	2,530,422.27	Other Miscellaneous Tax Revenues	1,233,933.02	Local Municipal Purpose Taxes	183,731,174.84
Human Resources	9,033,375.43	State Aid Revenues	37,499,164.90	Veteran & Senior Citizen Taxes	4,454,300.00
Elections	537,454.42	Federal Aid Revenues	261,000.00	Total Taxes for Rate Computation	599,247,316.46
General Administration (other)	27,709,332.74	State and Local Fiscal Assistance Act Utilized	5,115.00	Special District Taxes	305,226.57
JUDICIARY		Sole of Acquired Property		Bank Corp. Taxes	
Municipal Courts	2,936,777.33	Other Miscellaneous Revenues	39,567,241.22	Added and Omitted Taxes	2,320,230.55
PUBLIC SAFETY		Total	74,383,259.60	Total Taxes Levied - ABSTRACT	597,910,423.53
Fire Protection	3,206,974.70	Prior Years Surplus Appropriated	23,275,666.22	Total Taxes Billed	598,175,227.58
Police Protection	6,010,214.33	REVENUES TOTAL	76,708,925.82	1989 TAXES COLLECTED	580,748,090.04
Civil Defense & Disaster Control	241,452.00	Reserve For Uncollected Taxes	27,257,619.42	1989 Taxes Cancelled, Abated or Adjusted	1,244,531.47
Environmental Inspection & Control	3,547,025.41	CAPITAL OUTLAY TOTAL	33,457,377.26	Transfer to Tax Title Liens or Foreclosed	1,422,366.80
Other Public Safety	24,075.00	Public Enterprises	7,459,035.74	Balance Outstanding Dec. 31, 1989	14,760,227.25
PUBLIC WORKS		Recreation-Culture	942,710.10	PRIOR YEARS TAXES OUTSTANDING	
Streets and Drainage	13,115,225.72	Public Works	14,522,630.24	Balance January 1, 1989	12,980,898.92
Sewers and Sewage Processing	17,574,852.62	Buildings and Grounds	14,163,105.37	Collected in 1989	11,703,339.33
Garbage and Trash Disposal	24,291,722.00	Library and Education	1,351,755.99	Cancelled, Abated or Adjusted 1989	203,374.39
Public Buildings and Grounds	5,041,915.53	Conservation	19,090.00	Transfers to Tax Title Liens or Foreclosed	757,232.96
Other Public Works	6,065,114.79	All Other		Balance December 31, 1989	316,952.24
HEALTH and WELFARE		CAPITAL DEBT AUTHORIZED, DECEMBER 31, 1989		TAX TITLE LIENS OUTSTANDING	
Health Services Except Environmental	4,952,963.60	ISSUED AND UNISSUED		Balance January 1, 1989	2,656,256.09
Welfare-Public Assistance	2,213,915.24	School	76,397,800	Transfer From Taxes	2,399,223.40
Hospital, Clinics, First Aid	6,000.00	Self-Liquidating	33,347,433	Redeemed in 1989	741,802.51
Animal, Insect, & Rodent Control	201,500.00	Other	179,557,618	Cancelled, Abated or Adjusted (1989)	26,904.93
Other Welfare Services	147,445.00	Total	289,302,832	Transfers to Foreclosed Property	108,519.69
RECREATION and CONSERVATION		ISSUED AND OUTSTANDING		Balance December 31, 1989	4,170,252.36
Beaches and Boardwalks		School	46,336,000.00	PROPERTY ACQUIRED BY DEED OR FORECLOSURE	
Parks, Playgrounds, Shade Trees	2,167,237.79	Self-Liquidating	29,846,103.00	Balance January 1, 1989	10,414,331.46
Land Reclamation & Conservation	777,670.83	Other	144,237,166.03	Transfers From Taxes or Liens	112,704.69
Other Recreational Services	5,503,207.33	Total	220,469,269.03	Sole for Cash (1989)	207,895.65
EDUCATION (excluding schools)		EQUALIZED VALUATION BASIS FOR NET DEBT COMPUTATION	22,733,936,290.33	Cancelled, Abated or Adjusted (1989)	
Libraries	10,336,810.25	REAL PROPERTY VALUATIONS		Balance December 31, 1989	10,319,140.50
Other Educational Services	155,600.20	<u>Code</u> <u>Class</u> <u># of Parcels</u> <u>% VAL'N</u> <u>ASSESSED VALUATION</u>		CURRENT FINANCES DECEMBER 31, 1989	
STATUTORY EXPENDITURES		1 Vacant Land		ASSETS	
Pensions & F. L. C. A.	26,735,628.75	2 Residential		Cash Dec. 31, 1989	133,864,683.26
Employee Fringe Benefits	17,103,522.11	3 Farm		Taxes Receivable	15,077,249.49
Other Statutory Expenditures	25,001.00	4a Commercial (SEE PAGE 45)		Tox Title Liens	4,178,252.36
CETA And Other Public Employment Programs		4b Industrial		Foreclosed Property	10,319,140.50
MUNICIPAL FUNCTIONS TOTAL	302,214,821.26	4c Apartments		Emergencies & Other Deferred Charges	3,296,046.32
CAPITAL IMPROVEMENTS *MEMO*	2,627,130.00	Total	102.93 Sq. Miles	State and Federal Aid Receivable	4,729,563.65
DEBT SERVICE		Net Valuation Taxable-Municipal	19,056,434,333.00	Other Receivables	3,443,763.38
Principal Payments	15,786,950.22	Net Valuation Taxable-County	30,313,759,902.00	Total	174,903,703.96
Interest Payments	13,003,438.13	State Equalized Valuation	31,981,921,177.00	LIABILITIES, RESERVES, AND SURPLUS	
TYPE I SCHL DEBT *MEMO	6,911,526.55	State Equalization Ratio		Cash Liabilities	105,810,091.21
DEFERRED CHARGES	3,732,478.95			Reserves for Receivables	34,837,241.72
SCHOOL, COUNTY, SPECIAL DISTRICT TAXES	411,364,263.19			Surplus Dec. 31, 1989	34,261,371.03
RESERVE FOR UNCOLLECTED TAXES	22,257,619.42			Total	174,903,703.96
EXPENDITURES TOTAL	768,421,571.19				

Population 1980 34,427
 Population 1990 41,007
 S & P Rating
 Moody Rating

General Tax Rate Per \$100.

State Equalized Tax Rate

**SUMMARY
 WARREN COUNTY
 MUNICIPALITIES**

PER CAPITA:

Gross Debt 626.24
 Net Debt 133.29
 Debt Service 16.97
 Total Tax Levy 1,079.69
 Municipal Expenditures 466.56

PER CENT:

Gross Debt 1.29
 Net Debt .28
 Tax Levy Collected 92.82
 Tax Levy Cancelled, Abated or Adjusted .50

EXPENDITURES		REVENUES-REALIZED		1989 PROPERTY TAX	
GENERAL GOVERNMENT				STATE EQUALIZED TAX RATE	
Governing Body & Public Boards	53,100.00	1989 Property Taxes Collected	31,991,452.12	Local District School Taxes	40,892,359.90
Municipal Clerk	6,923.00	1989 Payments in Lieu of Taxes	240,417.07	Regional & Consolidated School Tax	9,534,281.00
Financial Administration	53,732.89	Delinquent Tax & Lien Collections	5,167,532.78	School Taxes in Municipal Budget	
Assessment of Taxes	917,543.41	Business Personalty Replacement Taxes	1,652,906.61	County Taxes	29,921,359.33
Collection of Taxes	525,112.69	Taxes from Public Utilities	3,260,968.00	County Library Taxes	996,087.00
Planning, Housing & Development	2,073,289.23	Other Miscellaneous Tax Revenues		Local Municipal Purpose Taxes	14,161,859.28
Human Resources	604,700.70	State Aid Revenues	2,155,131.49	Veteran & Senior Citizen Taxes	937,650.00
Elections	25,300.95	Federal Aid Revenues	703,400.00	Total Taxes for Rate Computation	96,443,596.51
General Administration (other)	5,026,324.05	State and Local Fiscal Assistance Act Utilized	45,575.65	Special District Taxes	
JUDICIARY		Sale of Acquired Property	50,245.00	Bank Corp. Taxes	
Municipal Courts	712,167.06	Other Miscellaneous Revenues	3,597,540.77	Added and Omitted Taxes	3,401,316.76
PUBLIC SAFETY		Total	113,935,169.49	Total Taxes Levied - ABSTRACT	98,907,263.27
Fire Protection	871,126.13	Prior Years Surplus Appropriated	3,022,810.50	Total Taxes Billed	99,110,293.63
Police Protection	5,639,005.31	REVENUES TOTAL	126,957,979.99	1989 TAXES COLLECTED	91,991,452.12
Civil Defense & Disaster Control	57,459.24	Reserve For Uncollected Taxes	7,007,427.50	1989 Taxes Cancelled, Abated or Adjusted	497,337.87
Environmental Inspection & Control	574,936.91	CAPITAL OUTLAY TOTAL	4,625,803.03	Transfer to Tax Title Liens or Foreclosed	485,053.99
Other Public Safety		Public Enterprises	1,441,342.48	Balance Outstanding Dec. 31, 1989	6,136,449.65
PUBLIC WORKS		Recreation-Culture	20,442.39	PRIOR YEARS TAXES OUTSTANDING	
Streets and Drainage	5,291,601.68	Public Works	1,942,127.62	Balance January 1, 1989	5,485,755.52
Sewers and Sewage Processing	232,155.00	Buildings and Grounds	1,159,950.93	Collected in 1989	4,946,439.56
Garbage and Trash Disposal	1,979,130.13	Library and Education	55,931.61	Cancelled, Abated or Adjusted 1989	75,274.67
Public Buildings and Grounds	1,133,510.67	Conservation	8.00	Transfers to Tax Title Liens or Foreclosed	254,723.07
Other Public Works	19,079.71	All Other		Balance December 31, 1989	209,318.22
HEALTH and WELFARE		CAPITAL DEBT AUTHORIZED, DECEMBER 31, 1989		TAX TITLE LIENS OUTSTANDING	
Health Services Except Environmental	42,893.00	ISSUED AND UNISSUED	GROSS DEBT	NET DEBT	
Welfare-Public Assistance	112,502.53	School	20,722,842		
Hospital, Clinics, First Aid	12,200.00	Self-Liquidating	25,175,178	1,217,402	
Animal, Insect, & Radent Control	51,568.05	Other	11,469,774	11,450,774	
Other Welfare Services		Total	57,367,795	12,668,177	
RECREATION and CONSERVATION		ISSUED AND OUTSTANDING		PROPERTY ACQUIRED BY DEED OR FORECLOSURE	
Beaches and Boardwalks		School	18,246,000.00	Balance January 1, 1989	869,616.06
Parks, Playgrounds, Shade Trees	274,322.00	Self-Liquidating	21,515,853.20	Transfers From Taxes or Liens	5,996.44
Land Reclamation & Conservation	62,036.50	Other	9,018,626.16	Redeemed in 1989	221,839.92
Other Recreational Services	467,503.09	Total	48,780,479.36	Cancelled, Abated or Adjusted (1989)	7,585.42
EDUCATION (excluding schools)		EQUALIZED VALUATION BASIS FOR NET DEBT COMPUTATION		Transfers to Foreclosed Property	
Libraries	699,159.97	REAL PROPERTY VALUATIONS	4,457,479,966.01	Balance December 31, 1989	1,279,801.29
Other Educational Services	903,425.00	Code Class # of Parcels % VAL'N	ASSESSED VALUATION	TAX TITLE LIENS OUTSTANDING	
STATUTORY EXPENDITURES		1 Vacant Land		Balance January 1, 1989	736,955.17
Pensions & F. L. C. A.	1,337,230.93	2 Residential		Transfer From Taxes	778,267.90
Employee Fringe Benefits	1,133,342.86	3 Farm		Redeemed in 1989	221,839.92
Other Statutory Expenditures	39,430.00	4a Commercial (SEE PAGE 47)		Cancelled, Abated or Adjusted (1989)	7,585.42
CETA And Other Public Employment Programs		4b Industrial		Transfers to Foreclosed Property	5,996.44
MUNICIPAL FUNCTIONS TOTAL	32,070,092.74	4c Apartments		Balance December 31, 1989	1,279,801.29
CAPITAL IMPROVEMENTS *MEMO*		Total		PROPERTY ACQUIRED BY DEED OR FORECLOSURE	
DEBT SERVICE		Land Area 361.55 Sq. Miles		Balance January 1, 1989	869,616.06
Principal Payments	1,023,329.00	Net Valuation Taxable-Municipal	4,193,643,362.00	Transfers From Taxes or Liens	5,996.44
Interest Payments	530,428.92	Net Valuation Taxable-County	4,810,834,318.00	Sale for Cash (1989)	46,150.00
DEFERRED CHARGES		State Equalized Valuation	5,187,133,462.00	Cancelled, Abated or Adjusted (1989)	11,350.00
SCHOOL, COUNTY, SPECIAL DISTRICT TAXES	2,109,670.01	State Equalization Ratio		Balance December 31, 1989	818,112.50
RESERVE FOR UNCOLLECTED TAXES	81,344,037.23			CURRENT FINANCES DECEMBER 31, 1989	
EXPENDITURES TOTAL	124,084,535.40			ASSETS	

1330

Population 1980 17,235
 Population 1990 17,038
 S & P Rating
 Moody Rating A

General Tax Rate Per \$100. 4.40
 State Equalized Tax Rate 1.83

ABERDEEN TOWNSHIP - MONMOUTH CO.

Form of Government:

Council-Manager Plan E (OMCL 50)

Number of Members on Governing Body - 7

PER CAPITA:

Gross Debt 382.34
 Net Debt 204.53
 Debt Service 42.96
 Total Tax Levy 1,124.31
 Municipal Expenditures 409.97

PER CENT:

Gross Debt .80
 Net Debt .43
 Tax Levy Collected 96.83
 Tax Levy Cancelled, Abated or Adjusted

EXPENDITURES	REVENUES-REALIZED	1989 PROPERTY TAX
GENERAL GOVERNMENT		STATE EQUALIZED TAX RATE →
Governing Body & Public Boards 45,248.00	1989 Property Taxes Collected 1,562,209.43	Local District School Taxes
Municipal Clerk 94,654.00	1989 Payments in Lieu of Taxes	Regional & Consolidated School Tax 1.07 10,163,743.11
Financial Administration 65,270.00	Delinquent Tax & Lien Collections 444,522.00	School Taxes in Municipal Budget
Assessment of Taxes 77,758.00	Business Personalty Replacement Taxes 223,552.00	County Taxes .37 3,538,455.20
Collection of Taxes 32,609.00	Taxes from Public Utilities 672,384.00	County Library Taxes
Planning, Housing & Development 133,633.00	Other Miscellaneous Tax Revenues	Local Municipal Purpose Taxes .39 3,673,407.00
Human Resources 4,400.00	State Aid Revenues 195,252.00	Veteran & Senior Citizen Taxes 121,250.00
Elections 662,235.00	Federal Aid Revenues 10,500.00	Total Taxes for Rate Computation 1.83 17,501,355.31
General Administration (other)	State and Local Fiscal Assistance Act Utilized	Special District Taxes 1,675,303.50
JUDICIARY	Sole of Acquired Property 18,500.00	Bank Corp. Taxes
Municipal Courts 31,227.00	Other Miscellaneous Revenues 983,617.74	Added and Omitted Taxes 100,024.33
PUBLIC SAFETY	Total 21,117,537.17	Total Taxes Levied - ABSTRACT 19,155,933.14
Fire Protection 1,462,372.00	Prior Years Surplus Appropriated 1,139,000.00	Total Taxes Billed 19,170,403.44
Police Protection 1,500.00	REVENUES TOTAL 22,256,537.17	1989 TAXES COLLECTED 18,562,209.43
Civil Defense & Disaster Control 108,329.00	Reserve For Uncollected Taxes 335,250.00	1989 Taxes Cancelled, Abated or Adjusted
Environmental Inspection & Control	CAPITAL OUTLAY TOTAL 225,374.36	Transfer to Tax Title Liens or Foreclosed 95,725.93
Other Public Safety	Public Enterprises 147,375.65	Balance Outstanding Dec. 31, 1989 512,466.08
PUBLIC WORKS	Recreation-Culture 921.80	PRIOR YEARS TAXES OUTSTANDING
Streets and Drainage 1,024,333.70	Public Works 77,176.90	Balance January 1, 1989 338,139.94
Sewers and Sewage Processing	Buildings and Grounds	Collected in 1989 322,171.07
Garbage and Trash Disposal 145,111.00	Library and Education	Cancelled, Abated or Adjusted 1989 22.07
Public Buildings and Grounds 1,955.00	Conservation	Transfers to Tax Title Liens or Foreclosed 14,428.45
Other Public Works	All Other	Balance December 31, 1989 1,518.35
HEALTH and WELFARE	CAPITAL DEBT AUTHORIZED, DECEMBER 31, 1989	TAX TITLE LIENS OUTSTANDING
Health Services Except Environmental 107,005.00	ISSUED AND UNISSUED	Balance January 1, 1989 339,545.70
Welfare-Public Assistance 15,000.00	GROSS DEBT	Transfer from Taxes 94,812.31
Hospital, Clinics, First Aid 11,239.00	School 214,927	Redeemed in 1989 122,351.26
Animal, Insect, & Rodent Control	Self-Liquidating 2,814,547	Cancelled, Abated or Adjusted (1989)
Other Welfare Services	Other 3,484,750	Transfers to Foreclosed Property 48,200.80
RECREATION and CONSERVATION	Total 6,514,224	Balance December 31, 1989 263,805.95
Beaches and Boardwalks 221,324.00	ISSUED AND OUTSTANDING	PROPERTY ACQUIRED BY DEED OR FORECLOSURE
Parks, Playgrounds, Shade Trees 5,350.00	School 214,927.00	Balance January 1, 1989 765,498.10
Land Reclamation & Conservation 1,515.00	Self-Liquidating 1,408,000.00	Transfers from Taxes or Liens 50,401.00
Other Recreational Services	Other 3,423,060.00	Sole for Cash (1989) 15,500.00
EDUCATION (excluding schools)	Total 5,045,927.00	Cancelled, Abated or Adjusted (1989)
Libraries 345,225.00	EQUALIZED VALUATION BASIS	Balance December 31, 1989 803,399.10
Other Educational Services 2,521.00	FOR NET DEBT COMPUTATION 810,145,579	CURRENT FINANCES DECEMBER 31, 1989
STATUTORY EXPENDITURES	REAL PROPERTY VALUATIONS	ASSETS
Pensions & F. L. C. A. 359,803.00	Code Class # of Parcels % VAL'N	Cash Dec. 31, 1989 2,062,321.00
Employee Fringe Benefits 277,706.00	1 Vocont Land 1140 2.50 10,104,250.00	Taxes Receivable 513,980.43
Other Statutory Expenditures	2 Residential 5206 79.49 713,259,700.00	Tox Title Liens 263,505.95
CETA And Other Public Employment Programs 5,366,727.00	3 Farm 15 .00 237,400.00	Foreclosed Property 803,400.00
MUNICIPAL FUNCTIONS TOTAL 5,366,727.00	4a Commercial 151 10.10 40,115,300.00	Emergencies & Other Deferred Charges 155.00
CAPITAL IMPROVEMENTS *MEMO*	4b Industrial 6 4.34 17,105,250.00	State and Federal Aid Receivable 461.00
DEBT SERVICE	4c Apartments 10 3.38 13,335,607.00	Other Receivables 8,922.52
Principal Payments 451,000.00	Total 6528 5.45 Sq. Miles 394,157,507.00	Total 4,253,052.00
Interest Payments 250,839.00	Land Area 5.45 Sq. Miles	LIABILITIES, RESERVES, AND SURPLUS
DEFERRED CHARGES	Net Valuation Taxable-Municipal 395,407,235	Cash Liabilities 906,730.00
SCHOOL, COUNTY, SPECIAL DISTRICT TAXES 15,377,501.81	Net Valuation Taxable-County 845,243,207	Reserves for Receivables 1,590,115.00
RESERVE FOR UNCOLLECTED TAXES 835,250.00	State Equalized Valuation 946,288,428	Surplus Dec. 31, 1989 1,756,201.00
EXPENDITURES TOTAL 22,302,636.91	State Equalization Ratio 41.52	Total 4,253,052.00

*Includes County Health Service Taxes, County Vocational School Taxes, or County Open Space Tax. See Table 13.

0101

Population 1980 6,859
 Population 1990 7,293
 S & P Rating
 Moody Rating BAA1

General Tax Rate Per \$100. 3.02
 State Equalized Tax Rate 2.28

ABSECON CITY - ATLANTIC COUNTY

Form of Government:

City Charter Act, (P.L. 1899, c. 52)

Number of Members on Governing Body - 7

PER CAPITA: Gross Debt 769.56 PER CENT: Gross Debt 1.91
 Net Debt 553.34 Net Debt 1.37
 Debt Service 44.95 Tax Levy Collected 91.14
 Total Tax Levy 1,065.99 Tax Levy Cancelled, Abated
 Municipal Expenditures 626.90 or Adjusted .02

EXPENDITURES		REVENUES-REALIZED		1989 PROPERTY TAX	
GENERAL GOVERNMENT		REVENUES-REALIZED		STATE EQUALIZED TAX RATE	
Governing Body & Public Boards		1989 Property Taxes Collected	7,090,316.23	Local District Schaal Taxes	1.04
Municipal Clerk		1989 Payments in Lieu of Taxes		Regional & Consolidated Schaal Tax	
Financial Administration	22,341.00	Delinquent Tax & Lien Collections	223,907.71	School Taxes in Municipal Budget	.02
Assessment of Taxes	45,976.00	Business Personalty Replacement Taxes	31,078.96	County Taxes	.44 *
Collection of Taxes	47,255.00	Taxes from Public Utilities	520,616.00	County Library Taxes	.03
Planning, Housing & Development	35,025.00	Other Miscellaneous Tax Revenues		Local Municipal Purpose Taxes	.75
Human Resources	92,020.10	State Aid Revenues	182,021.91	Veteran & Senior Citizen Taxes	
Elections	3,900.00	Federal Aid Revenues		Total Taxes far Rate Computation	2.28
General Administration (other)	561,734.46	State and Local Fiscal Assistance Act Utilized		Special District Taxes	
JUDICIARY		Sale of Acquired Property	996,400.00	Bank Corp. Taxes	
Municipal Courts	61,103.00	Other Miscellaneous Revenues	477,099.75	Added and Omitted Taxes	
PUBLIC SAFETY		Total	9,521,440.56	Total Taxes Levied - ABSTRACT	7,779,573.47
Fire Protection	106,332.90	Prior Years Surplus Appropriated	950,000.00	Total Taxes Billed	7,779,881.76
Police Protection	1,209,783.56	REVENUES TOTAL	10,471,440.56	1989 TAXES COLLECTED	7,090,316.23
Civil Defense & Disaster Control		Reserve For Uncollected Taxes	377,670.14	1989 Taxes Cancelled, Abated or Adjusted	1,777.61
Environmental Inspection & Control		CAPITAL OUTLAY TOTAL	128,547.48	Transfer to Tax Title Liens or Foreclosed	46,054.69
Other Public Safety	63,605.00	Public Enterprises	41,390.00	Balance Outstanding Dec. 31, 1989	641,733.23
PUBLIC WORKS		Recreation-Culture	7,679.75	PRIOR YEARS TAXES OUTSTANDING	
Streets and Drainage	441,639.00	Public Works	14,247.90	Balance January 1, 1989	226,105.16
Sewers and Sewage Processing	7,807.00	Buildings and Grounds	65,229.95	Collected in 1989	201,627.12
Garbage and Trash Disposal	383,530.00	Library and Education		Cancelled, Abated or Adjusted 1989	
Public Buildings and Grounds	85,270.34	Conservation		Transfers to Tax Title Liens or Foreclosed	24,045.36
Other Public Works	29,155.00	All Other		Balance December 31, 1989	432.68
HEALTH and WELFARE		CAPITAL DEBT AUTHORIZED, DECEMBER 31, 1989		TAX TITLE LIENS OUTSTANDING	
Health Services Except Environmental	2,500.00	ISSUED AND UNISSUED		Balance January 1, 1989	28,116.53
Welfare-Public Assistance	61,000.00	Schaal	198,000	Transfer From Taxes	73,994.56
Hospital, Clinics, First Aid		Self-Liquidating	1,330,000	Redeemed in 1989	24,920.61
Animal, Insect, & Rodent Control	6,000.00	Other	4,038,250	Cancelled, Abated or Adjusted (1989)	1,069.37
Other Welfare Services		Total	5,616,250	Transfers to Foreclosed Property	
RECREATION and CONSERVATION		ISSUED AND OUTSTANDING		Balance December 31, 1989	76,121.11
Beaches and Boardwalks		School	198,000.00	PROPERTY ACQUIRED BY DEED OR FORECLOSURE	
Parks, Playgrounds, Shade Trees		Self-Liquidating	1,330,000.00	Balance January 1, 1989	1,444,894.38
Land Reclamation & Conservation		Other	3,938,750.00	Transfers From Taxes or Liens	1,069.37
Other Recreational Services	35,645.00	Total	5,516,750.00	Sale for Cash (1989)	996,400.00
EDUCATION (excluding schools)		EQUALIZED VALUATION BASIS		Cancelled, Abated or Adjusted (1989)	
Libraries	31,275.00	FOR NET DEBT COMPUTATION	294,371,578	Balance December 31, 1989	449,563.75
Other Educational Services		REAL PROPERTY VALUATIONS		CURRENT FINANCES DECEMBER 31, 1989	
STATUTORY EXPENDITURES		Code Class # of Parcels % VAL'N ASSESSED VALUATION		ASSETS	
Pensions & F.L.C.A.	332,802.64	1 Vacant Land 545 4.70	11,869,800.00	Cash Dec. 31, 1989	2,220,254.67
Employee Fringe Benefits	172,510.00	2 Residential 2474 73.53	135,723,400.00	Taxes Receivable	642,165.91
Other Statutory Expenditures	10,005.00	3 Farm 7 .19	483,800.00	Tax Title Liens	76,121.11
CETA And Other Public Employment Programs		4a Commercial 193 21.53	54,520,800.00	Foreclosed Property	449,563.75
MUNICIPAL FUNCTIONS TOTAL	3,869,390.00	4b Industrial		Emergencies & Other Deferred Charges	1,667.46
CAPITAL IMPROVEMENTS *MEMO*	121,000.00	4c Apartments		State and Federal Aid Receivable	
DEBT SERVICE		Total	3219	Other Receivables	10,458.66
Principal Payments	50,000.00	Land Area 5.70 Sq. Miles		Total	3,400,231.56
Interest Payments	272,021.00	Net Valuation Taxable-Municipal	254,072,260	LIABILITIES, RESERVES, AND SURPLUS	
TYPE I SCHL DEBT *MEMO	55,996.00	Net Valuation Taxable-County	297,131,497	Cash Liabilities	402,591.10
DEFERRED CHARGES		State Equalized Valuation	330,395,960	Reserves for Receivables	1,178,309.43
SCHOOL COUNTY, SPECIAL DISTRICT TAXES	5,135,293.10	State Equalization Ratio	75.42	Surplus Dec. 31, 1989	1,819,331.03
RESERVE FOR UNCOLLECTED TAXES	377,670.14			Total	3,400,231.56
EXPENDITURES TOTAL	9,710,374.30				

Population 1980 2,793
 Population 1990 3,574
 S & P Rating
 Moody Rating

General Tax Rate Per \$100. 3.09
 State Equalized Tax Rate 1.56

ALEXANDRIA TWP. - HUNTERDON CO.

Form of Government:

Township Committee

Number of Members on Governing Body - 3

PER CAPITA: Gross Debt 100.85 PER CENT: Gross Debt .15
 Net Debt Net Debt
 Debt Service Tax Levy Collected 92.75
 Total Tax Levy 1,290.64 Tax Levy Cancelled, Abated
 Municipal Expenditures 390.57 or Adjusted .31

EXPENDITURES	REVENUES-REALIZED	1989 PROPERTY TAX
GENERAL GOVERNMENT		STATE EQUALIZED TAX RATE
Governing Body & Public Boards	1989 Property Taxes Collected 4,306,452.50	Local District School Taxes .72 2,030,540.00
Municipal Clerk	1989 Payments in Lieu of Taxes	Regional & Consolidated School Tax .45 1,268,927.86
Financial Administration 1,599.00	Delinquent Tax & Lien Collections 631,521.75	School Taxes in Municipal Budget
Assessment of Taxes 25,325.00	Business Personalty Replacement Taxes 45,773.40	County Taxes .32 906,741.29
Collection of Taxes 17,950.00	Taxes from Public Utilities 167,064.00	County Library Taxes .07 59,337.98
Planning, Housing & Development 45,230.00	Other Miscellaneous Tax Revenues	Local Municipal Purpose Taxes .05 130,000.00
Human Resources 7,000.00	State Aid Revenues 12,296.04	Veteran & Senior Citizen Taxes 19,650.00
Elections 125.00	Federal Aid Revenues	Total Taxes for Rate Computation 1.56 4,415,197.12
General Administration (other) 107,214.97	State and Local Fiscal Assistance Act Utilized	Special District Taxes
JUDICIARY	Sale of Acquired Property	Bank Corp. Taxes
Municipal Courts 3,207.00	Other Miscellaneous Revenues 353,801.69	Added and Omitted Taxes 243,003.24
PUBLIC SAFETY	Total 5,591,975.58	Total Taxes Levied - ABSTRACT 4,638,550.36
Fire Protection 54,000.00	Prior Years Surplus Appropriated 407,102.32	Total Taxes Billed 4,043,164.43
Police Protection 25,500.00	REVENUES TOTAL 5,999,077.90	1989 TAXES COLLECTED 4,306,452.50
Civil Defense & Disaster Control 500.00	Reserve For Uncollected Taxes 539,500.00	1989 Taxes Cancelled, Abated or Adjusted 14,440.02
Environmental Inspection & Control 34,945.00	CAPITAL OUTLAY TOTAL 54,121.50	Transfer to Tax Title Liens or Foreclosed 4,662.31
Other Public Safety	Public Enterprises	Balance Outstanding Dec. 31, 1989 317,008.10
PUBLIC WORKS	Recreation-Culture	PRIOR YEARS TAXES OUTSTANDING
Streets and Drainage 330,200.00	Public Works 54,121.50	Balance January 1, 1989 633,328.92
Sewers and Sewage Processing	Buildings and Grounds	Collected in 1989 874,772.60
Garbage and Trash Disposal 25,000.00	Library and Education	Cancelled, Abated or Adjusted 1989 529.92
Public Buildings and Grounds	Conservation	Transfers to Tax Title Liens or Foreclosed 8,026.40
Other Public Works	All Other	TAX TITLE LIENS OUTSTANDING
HEALTH and WELFARE	CAPITAL DEBT AUTHORIZED, DECEMBER 31, 1989	Balance January 1, 1989 15,225.12
Health Services Except Environmental 24,650.00	ISSUED AND UNISSUED GROSS DEBT NET DEBT	Transfer From Taxes 5,264.01
Welfare-Public Assistance 950.00	School 362,440	Redeemed in 1989 6,309.35
Hospital, Clinics, First Aid 6,150.00	Self-Liquidating	Cancelled, Abated or Adjusted (1989)
Animal, Insect, & Rodent Control	Other	Transfers to Foreclosed Property
Other Welfare Services	Total 362,440	Balance December 31, 1989 13,579.78
RECREATION and CONSERVATION	ISSUED AND OUTSTANDING	PROPERTY ACQUIRED BY DEED OR FORECLOSURE
Beaches and Boardwalks	School 362,440.22	Balance January 1, 1989 21,200.00
Parks, Playgrounds, Shade Trees	Self-Liquidating	Transfers From Taxes or Liens
Land Reclamation & Conservation 10,700.00	Other	Sale for Cash (1989)
Other Recreational Services 4,000.00	Total 362,440.22	Cancelled, Abated or Adjusted (1989)
EDUCATION (excluding schools)	EQUALIZED VALUATION BASIS FOR NET DEBT COMPUTATION 237,400,313	Balance December 31, 1989 21,200.00
Libraries	REAL PROPERTY VALUATIONS	CURRENT FINANCES DECEMBER 31, 1989
Other Educational Services	Code Class # of Parcels % VAL'N ASSESSED VALUATION	ASSETS
STATUTORY EXPENDITURES	1 Vacant Land 352 8.70 12,348,725.00	Cash Dec. 31, 1989 2,748,233.40
Pensions & F. I. C. A. 32,215.00	2 Residential 978 71.65 101,676,658.00	Taxes Receivable 325,634.50
Employee Fringe Benefits 13,075.00	3 Farm 484 16.57 23,523,357.00	Tax Title Liens 13,679.78
Other Statutory Expenditures 3,000.00	4a Commercial 23 2.50 3,550,400.00	Foreclosed Property 21,200.00
CETA And Other Public Employment Programs 812,893.63	4b Industrial 5 .40 567,900.00	Emergencies & Other Deferred Charges 1,546.36
MUNICIPAL FUNCTIONS TOTAL 812,893.63	4c Apartments 2 .17 243,800.00	State and Federal Aid Receivable
CAPITAL IMPROVEMENTS *MEMO* 40,000.00	Total 1844 141,910,840.00	Other Receivables 33,424.13
DEBT SERVICE	Land Area 28.20 Sq. Miles	Total 3,143,818.17
Principal Payments	Net Valuation Taxable-Municipal 142,406,670	LIABILITIES, RESERVES, AND SURPLUS
Interest Payments	Net Valuation Taxable-County 261,979,665	Cash Liabilities 1,604,179.86
DEFERRED CHARGES 1,633.32	State Equalized Valuation 281,112,413	Reserves for Receivables 393,938.41
SCHOOL, COUNTY, SPECIAL DISTRICT TAXES 4,265,547.12	State Equalization Ratio 50.57	Surplus Dec. 31, 1989 1,145,699.92
RESERVE FOR UNCOLLECTED TAXES 539,500.00		Total 3,143,818.17
EXPENDITURES TOTAL 5,669,624.07		

Population 1980 2,550
 Population 1990 3,434
 S & P Rating
 Moody Rating

General Tax Rate Per \$100. 1.35
 State Equalized Tax Rate 1.51

ALLAMUCHY TOWNSHIP - WARREN CO.
 Form of Government:
 Small Municipality Plan C (OMCL 50)
 Number of Members on Governing Body - 5

PER CAPITA:
 Gross Debt 371.70
 Net Debt
 Debt Service
 Total Tax Levy 1,220.79
 Municipal Expenditures 272.96
 PER CENT:
 Gross Debt .54
 Net Debt
 Tax Levy Collected 97.95
 Tax Levy Cancelled, Abated or Adjusted .20

EXPENDITURES		REVENUES-REALIZED		1989 PROPERTY TAX	
GENERAL GOVERNMENT		REVENUES-REALIZED		STATE EQUALIZED TAX RATE	
Governing Body & Public Boards		1989 Property Taxes Collected	4,177,407.01	Local District School Taxes	2,363,326.00
Municipal Clerk		1989 Payments in Lieu of Taxes	38,095.34	Regional & Consolidated School Tax	
Financial Administration	26,000.00	Delinquent Tax & Lien Collections	72,975.79	School Taxes in Municipal Budget	
Assessment of Taxes		Business Penalty Replacement Taxes	37,596.34	County Taxes	1,635,853.86
Collection of Taxes	55,390.00	Taxes from Public Utilities	227,915.00	County Library Taxes	77,166.74
Planning, Housing & Development	31,750.00	Other Miscellaneous Tax Revenues		Local Municipal Purpose Taxes	89,676.00
Human Resources	3,000.00	State Aid Revenues	18,059.18	Veteran & Senior Citizen Taxes	14,450.00
Elections		Federal Aid Revenues		Total Taxes for Rate Computation	4,180,472.60
General Administration (other)	206,040.00	State and Local Fiscal Assistance Act Utilized		Special District Taxes	
JUDICIARY		Sale of Acquired Property		Bank Corp. Taxes	
Municipal Courts	53,021.26	Other Miscellaneous Revenues	177,166.40	Added and Omitted Taxes	87,197.96
PUBLIC SAFETY		Total	4,751,225.36	Total Taxes Levied - ABSTRACT	4,253,220.56
Fire Protection	37,857.00	Prior Years Surplus Appropriated	400,000.00	Total Taxes Billed	4,264,852.31
Police Protection	6,000.00	REVENUES TOTAL	5,151,225.36	1989 TAXES COLLECTED	4,177,407.01
Civil Defense & Disaster Control	3,750.00	Reserve for Uncollected Taxes	126,831.25	1989 Taxes Cancelled, Abated or Adjusted	8,608.02
Environmental Inspection & Control	32,200.00	CAPITAL OUTLAY TOTAL	23,297.05	Transfer to Tax Title Liens or Foreclosed	239.45
Other Public Safety				Balance Outstanding Dec. 31, 1989	78,597.83
PUBLIC WORKS				PRIOR YEARS TAXES OUTSTANDING	
Streets and Drainage	155,000.00	Public Enterprises		Balance January 1, 1989	76,010.86
Sewers and Sewage Processing	1,000.00	Recreation—Culture	5,436.05	Collected in 1989	72,975.09
Garbage and Trash Disposal	7,000.00	Public Works	18,600.00	Cancelled, Abated or Adjusted 1989	3,000.00
Public Buildings and Grounds	103,579.76	Buildings and Grounds	4,251.00	Transfers to Tax Title Liens or Foreclosed	
Other Public Works		Library and Education		Balance December 31, 1989	35.77
HEALTH and WELFARE		Conservation		TAX TITLE LIENS OUTSTANDING	
Health Services Except Environmental	1,000.00	All Other		Balance January 1, 1989	4,475.34
Welfare-Public Assistance	1,700.00	CAPITAL DEBT AUTHORIZED, DECEMBER 31, 1989		Transfer from Taxes	239.45
Hospital, Clinics, First Aid	2,000.00	ISSUED AND UNISSUED		Redeemed in 1989	
Animal, Insect, & Rodent Control	7,200.00	School	1,295,000.00	Cancelled, Abated or Adjusted (1989)	
Other Welfare Services		Self-Liquidating		Transfers to Foreclosed Property	
RECREATION and CONSERVATION		Other		Balance December 31, 1989	4,714.79
Beaches and Boardwalks		Total	1,295,000.00	PROPERTY ACQUIRED BY DEED OR FORECLOSURE	
Parks, Playgrounds, Shade Trees		ISSUED AND OUTSTANDING		Balance January 1, 1989	
Land Reclamation & Conservation		School	1,295,000.00	Transfers from Taxes or Liens	
Other Recreational Services	27,000.00	Self-Liquidating		Sale for Cash (1989)	
EDUCATION (excluding schools)		Other		Cancelled, Abated or Adjusted (1989)	
Libraries		Total	1,295,000.00	Balance December 31, 1989	
Other Educational Services		EQUALIZED VALUATION BASIS FOR NET DEBT COMPUTATION	240,787,416	CURRENT FINANCES DECEMBER 31, 1989	
STATUTORY EXPENDITURES		REAL PROPERTY VALUATIONS		ASSETS	
Pensions & F. L. C. A.	35,058.00	Code Class # of Parcels % VAL'N	ASSESSED VALUATION	Cash Dec. 31, 1989	1,064,985.50
Employee Fringe Benefits	15,000.00	1 Vacant Land 303 6.98	21,315,100.00	Taxes Receivable	78,633.60
Other Statutory Expenditures	2,000.00	2 Residential 1398 85.92	262,410,000.00	Tax Title Liens	4,714.79
CETA And Other Public Employment Programs		3 Farm 164 2.55	7,735,550.00	Foreclosed Property	
MUNICIPAL FUNCTIONS TOTAL	824,176.02	4a Commercial 19 4.28	13,074,900.00	Emergencies & Other Deferred Charges	3,307.89
CAPITAL IMPROVEMENTS * MEMO *		4b Industrial 1 .27	821,000.00	State and Federal Aid Receivable	
DEBT SERVICE		4c Apartments		Other Receivables	53,614.32
Principal Payments		Total 1885	305,406,550.00	Total	1,205,256.10
Interest Payments		Land Area 20.30 Sq. Miles		LIABILITIES, RESERVES, AND SURPLUS	
DEFERRED CHARGES		Net Valuation Taxable-Municipal	307,180,467	Cash Liabilities	595,388.14
SCHOOL, COUNTY, SPECIAL DISTRICT TAXES	4,076,346.60	Net Valuation Taxable-County	261,936,123	Reserves for Receivables	136,962.71
RESERVE FOR UNCOLLECTED TAXES	126,831.25	State Equalized Valuation	277,312,125	Surplus Dec. 31, 1989	472,905.25
EXPENDITURES TOTAL	5,027,353.87	State Equalization Ratio	110.84	Total	1,205,256.10

Population 1980 5,901
 Population 1990 5,903
 S & P Rating A
 Moody Rating A

General Tax Rate Per \$100. 2.55
 State Equalized Tax Rate 1.59

ALLENDALE BOROUGH - BERGEN CO.

Form of Government:

Borough Council

Number of Members on Governing Body - 6

PER CAPITA: Gross Debt 782.22 PER CENT: Gross Debt .70
 Net Debt 751.61 Net Debt .63
 Debt Service 89.56 Tax Levy Collected 97.53
 Total Tax Levy 2,011.58 Tax Levy Cancelled, Abated
 Municipal Expenditures 894.18 or Adjusted .18

EXPENDITURES		REVENUES-REALIZED			1989 PROPERTY TAX	
GENERAL GOVERNMENT		CAPITAL OUTLAY			STATE EQUALIZED TAX RATE	
Governing Body & Public Boards		1989 Property Taxes Collected		11,610,255.30	Local District School Taxes	.63
Municipal Clerk		1989 Payments in Lieu of Taxes			Regional & Consolidated School Tax	.32
Financial Administration	12,305.00	Delinquent Tax & Lien Collections	262,069.67		School Taxes in Municipal Budget	
Assessment of Taxes	29,237.00	Business Personalty Replacement Taxes	46,442.04		County Taxes	.22
Collection of Taxes	70,929.00	Taxes from Public Utilities	1,031,996.00		County Library Taxes	
Planning, Housing & Development	25,541.00	Other Miscellaneous Tax Revenues			Local Municipal Purpose Taxes	.42
Human Resources	39,677.10	State Aid Revenues	51,238.20		Veteran & Senior Citizen Taxes	
Elections		Federal Aid Revenues			Total Taxes for Rate Computation	1.59
General Administration (other)	433,592.43	State and Local Fiscal Assistance Act Utilized			Special District Taxes	
JUDICIARY		Sale of Acquired Property			Bank Corp. Taxes	
Municipal Courts	22,958.00	Other Miscellaneous Revenues	606,352.94		Added and Omitted Taxes	
PUBLIC SAFETY		Total	13,618,403.15		Total Taxes Levied - ABSTRACT	11,865,350.26
Fire Protection	50,559.80	Prior Years Surplus Appropriated	250,000.00		Total Taxes Billed	11,904,707.14
Police Protection	94,619.23	Reserve For Uncollected Taxes	407,561.76		1989 TAXES COLLECTED	11,010,255.30
Civil Defense & Disaster Control	700.00				1989 Taxes Cancelled, Abated or Adjusted	21,955.97
Environmental Inspection & Control	40,529.00				Transfer to Tax Title Liens or Foreclosed	20,173.05
Other Public Safety					Balance Outstanding Dec. 31, 1989	252,312.82
PUBLIC WORKS					PRIOR YEARS TAXES OUTSTANDING	
Streets and Drainage	352,750.00	Public Enterprises			Balance January 1, 1989	270,404.99
Sewers and Sewage Processing	754,594.00	Recreation—Culture	794.00		Collected in 1989	262,069.67
Garbage and Trash Disposal	527,332.50	Public Works	371,605.42		Cancelled, Abated or Adjusted 1989	51.04
Public Buildings and Grounds	70,471.77	Buildings and Grounds	203,922.33		Transfers to Tax Title Liens or Foreclosed	14,234.63
Other Public Works	50,000.00	Library and Education			Balance December 31, 1989	
HEALTH and WELFARE		Conservation			TAX TITLE LIENS OUTSTANDING	
Health Services Except Environmental	24,743.00	All Other			Balance January 1, 1989	3,102.19
Welfare—Public Assistance					Transfer From Taxes	37,505.07
Hospital, Clinics, First Aid	2,940.00				Redeemed in 1989	
Animal, Insect, & Rodent Control					Cancelled, Abated or Adjusted (1989)	
Other Welfare Services					Transfers to Foreclosed Property	
RECREATION and CONSERVATION					Balance December 31, 1989	40,607.26
Beaches and Boardwalks					PROPERTY ACQUIRED BY DEED OR FORECLOSURE	
Parks, Playgrounds, Shade Trees	13,459.00				Balance January 1, 1989	4,900.00
Land Reclamation & Conservation					Transfers From Taxes or Liens	
Other Recreational Services	123,066.57				Sale for Cash (1989)	
EDUCATION (excluding schools)					Cancelled, Abated or Adjusted (1989)	
Libraries	200,235.00				Balance December 31, 1989	4,900.00
Other Educational Services					CURRENT FINANCES DECEMBER 31, 1989	
STATUTORY EXPENDITURES					ASSETS	
Pensions & F. L. C. A.	254,723.00				Cash Dec. 31, 1989	999,542.25
Employee Fringe Benefits	175,000.00				Taxes Receivable	252,312.32
Other Statutory Expenditures					Tax Title Liens	40,607.26
CETA And Other Public Employment Programs					Foreclosed Property	4,900.00
MUNICIPAL FUNCTIONS					Emergencies & Other Deferred Charges	
CAPITAL IMPROVEMENTS	1,000.00				State and Federal Aid Receivable	
DEBT SERVICE					Other Receivables	1,024.29
Principal Payments	305,000.00				Total	1,295,380.02
Interest Payments	225,374.86				LIABILITIES, RESERVES, AND SURPLUS	
DEFERRED CHARGES	33,720.07				Cash Liabilities	410,421.42
SCHOOL, COUNTY, SPECIAL DISTRICT TAXES	8,560,429.04				Reserves for Receivables	298,344.37
RESERVE FOR UNCOLLECTED TAXES	407,561.76				Surplus Dec. 31, 1989	599,060.03
EXPENDITURES	13,935,108.43				Total	1,295,380.02

Population 1980 912
 Population 1990 759
 S & P Rating
 Moody Rating

General Tax Rate Per \$100. 1.07
 State Equalized Tax Rate 1.00

ALLENHURST BOROUGH - MONMOUTH CO.

Form of Government:

Commission (1911)

Number of Members on Governing Body - 3

PER CAPITA:

Gross Debt 3,187.84
 Net Debt 683.52
 Debt Service 204.15
 Total Tax Levy 1,585.89
 Municipal Expenditures 2,215.15

PER CENT:

Gross Debt 2.55
 Net Debt .55
 Tax Levy Collected 96.63
 Tax Levy Cancelled, Abated or Adjusted

EXPENDITURES		REVENUES-REALIZED		1989 PROPERTY TAX	
GENERAL GOVERNMENT		REVENUES		STATE EQUALIZED TAX RATE	
Governing Body & Public Boards		1989 Property Taxes Collected	1,163,996.18	Local District School Taxes	.06 66,824.00
Municipal Clerk		1989 Payments in Lieu of Taxes		Regional & Consolidated School Tax	
Financial Administration	1,5575.00	Delinquent Tax & Lien Collections	29,919.73	School Taxes in Municipal Budget	
Assessment of Taxes	1,970.00	Business Personalty Replacement Taxes	11,771.29	County Taxes	.36 402,119.79
Collection of Taxes	3,313.20	Taxes from Public Utilities	180,534.00	County Library Taxes	.01 12,936.62
Planning, Housing & Development	2,339.84	Other Miscellaneous Tax Revenues		Local Municipal Purpose Taxes	.64 719,000.00
Human Resources		State Aid Revenues	33,560.46	Veteran & Senior Citizen Taxes	
Elections	300.00	Federal Aid Revenues		Total Taxes for Rate Computation	1.07 1,205,230.41
General Administration (other)	206,137.12	State and Local Fiscal Assistance Act Utilized		Special District Taxes	
JUDICIARY		Sale of Acquired Property		Bank Corp. Taxes	
Municipal Courts	23,600.00	Other Miscellaneous Revenues	706,739.10	Added and Omitted Taxes	2,806.45
PUBLIC SAFETY		TOTAL	2,126,520.75	Total Taxes Levied - ABSTRACT	1,203,686.86
Fire Protection	39,229.45	Prior Years Surplus Appropriated	48,900.00	Total Taxes Billed	1,204,568.59
Police Protection	400,436.03	REVENUES TOTAL	2,175,420.75	1989 TAXES COLLECTED	1,163,996.18
Civil Defense & Disaster Control	1,310.00	Reserve For Uncollected Taxes	37,000.00	1989 Taxes Cancelled, Abated or Adjusted	
Environmental Inspection & Control	5,749.78	CAPITAL OUTLAY TOTAL	172,954.27	Transfer to Tax Title Liens or Foreclosed	
Other Public Safety		Public Enterprises	35,771.19	Balance Outstanding Dec. 31, 1989	40,572.41
PUBLIC WORKS		Recreation-Culture	25,881.51	PRIOR YEARS TAXES OUTSTANDING	
Streets and Drainage	62,626.94	Public Works	19,651.60	Balance January 1, 1989	30,715.78
Sewers and Sewage Processing		Buildings and Grounds	91,649.97	Collected in 1989	29,919.73
Garbage and Trash Disposal	173,153.34	Library and Education		Cancelled, Abated or Adjusted 1989	
Public Buildings and Grounds	6,600.00	Conservation		Transfers to Tax Title Liens or Foreclosed	
Other Public Works	12,700.00	All Other		Balance December 31, 1989	796.05
HEALTH and WELFARE		CAPITAL DEBT AUTHORIZED, DECEMBER 31, 1989		TAX TITLE LIENS OUTSTANDING	
Health Services Except Environmental	6,350.00	ISSUED AND UNISSUED		Balance January 1, 1989	
Welfare-Public Assistance	3,135.00	GROSS DEBT		Transfer From Taxes	
Hospital, Clinics, First Aid		School	210,136	Redeemed in 1989	
Animal, Insect, & Rodent Control		Self-Liquidating	1,394,253	Cancelled, Abated or Adjusted (1989)	
Other Welfare Services		Other	315,154	Transfers to Foreclosed Property	
RECREATION and CONSERVATION		Total	2,419,573	Balance December 31, 1989	
Beaches and Boardwalks	243,024.75	ISSUED AND OUTSTANDING		PROPERTY ACQUIRED BY DEED OR FORECLOSURE	
Parks, Playgrounds, Shade Trees	1,700.00	School	210,136.46	Balance January 1, 1989	
Land Reclamation & Conservation		Self-Liquidating	1,725,953.44	Transfers From Taxes or Liens	
Other Recreational Services	1,150.00	Other	305,000.00	Sale for Cash (1989)	
EDUCATION (excluding schools)		Total	2,241,089.90	Cancelled, Abated or Adjusted (1989)	
Libraries		EQUALIZED VALUATION BASIS FOR NET DEBT COMPUTATION		Balance December 31, 1989	
Other Educational Services		REAL PROPERTY VALUATIONS		CURRENT FINANCES DECEMBER 31, 1989	
STATUTORY EXPENDITURES		Code Class # of Parcels % VAL'N ASSESSED VALUATION		ASSETS	
Pensions & F. I. C. A.	131,306.42	1 Vacant Land 9 .84 937,600.00		Cash Dec. 31, 1989	241,052.28
Employee Fringe Benefits	75,500.00	2 Residential 294 64.99 95,114,300.00		Taxes Receivable	41,368.46
Other Statutory Expenditures	7,330.05	3 Farm 25 10.64 11,911,100.00		Tax Title Liens	
CETA And Other Public Employment Programs		4a Commercial 1 2.49 2,783,000.00		Foreclosed Property	
MUNICIPAL FUNCTIONS TOTAL	1,485,606.92	4b Industrial 4 1.03 1,156,300.00		Emergencies & Other Deferred Charges	30,542.24
CAPITAL IMPROVEMENTS * MEMO *	10,000.00	Total 333 Land Area = 30 Sq. Miles 111,907,300.00		State and Federal Aid Receivable	
DEBT SERVICE		Net Valuation Taxable-Municipal	112,209,342	Other Receivables	32,561.38
Principal Payments	103,950.00	Net Valuation Taxable-County	95,929,899	Total	345,524.36
Interest Payments	50,996.77	State Equalized Valuation	113,089,081	LIABILITIES, RESERVES, AND SURPLUS	
DEFERRED CHARGES		State Equalization Ratio	99.22	Cash Liabilities	148,501.65
SCHOOL, COUNTY, SPECIAL DISTRICT TAXES	401,380.41			Reserves for Receivables	73,929.84
RESERVE FOR UNCOLLECTED TAXES	37,000.00			Surplus Dec. 31, 1989	123,092.87
EXPENDITURES TOTAL	2,105,173.38			Total	345,524.36

Population 1980 1,242
 Population 1990 1,323
 S & P Rating
 Moody Rating AAA1

General Tax Rate Per \$100. 2.27
 State Equalized Tax Rate 2.12

ALLENTOWN BOROUGH - MONMOUTH CO.
 Form of Government:
 Borough Council
 Number of Members on Governing Body - 6

PER CAPITA: Grass Debt 1,323.62 PER CENT: Grass Debt 3.19
 Net Debt 283.97 Net Debt .63
 Debt Service 29.76 Tax Levy Collected 24.19
 Total Tax Levy 1,014.95 Tax Levy Cancelled, Abated or Adjusted
 Municipal Expenditures 542.53

EXPENDITURES		REVENUES-REALIZED			1989 PROPERTY TAX	
GENERAL GOVERNMENT		1989 Property Taxes Collected			STATE EQUALIZED TAX RATE	
Governing Body & Public Boards		1,747,759.37			Local District School Taxes	
Municipal Clerk		1989 Payments in Lieu of Taxes			Regional & Consolidated School Tax 1.25	
Financial Administration	27,377.04	Delinquent Tax & Lien Collections			School Taxes in Municipal Budget	
Assessment of Taxes	7,573.00	Business Personalty Replacement Taxes			County Taxes .41 *	
Collection of Taxes	15,249.00	Taxes from Public Utilities			County Library Taxes .01	
Planning, Housing & Development	25,932.00	Other Miscellaneous Tax Revenues			Local Municipal Purpose Taxes .52	
Humon Resources	15,556.64	State Aid Revenues			Veteran & Senior Citizen Taxes	
Elections	505.00	Federal Aid Revenues			Total Taxes for Rate Computation 2.19	
General Administration (other)	112,614.00	State and Local Fiscal Assistance Act Utilized			Special District Taxes	
JUDICIARY		Sale of Acquired Property			Bank Corp. Taxes	
Municipal Courts	35,625.00	Other Miscellaneous Revenues			Added and Omitted Taxes	
PUBLIC SAFETY		Prior Years Surplus Appropriated			Total Taxes Levied - ABSTRACT	
Fire Protection	37,131.92	REVENUES TOTAL			Total Taxes Billed	
Police Protection	172,112.39	Reserve For Uncollected Taxes			1989 TAXES COLLECTED	
Civil Defense & Disaster Control	225.00	CAPITAL OUTLAY			1989 Taxes Cancelled, Abated or Adjusted	
Environmental Inspection & Control	17,732.00	TOTAL			Transfer to Tax Title Liens or Foreclosed	
Other Public Safety		Public Enterprises			Balance Outstanding Dec. 31, 1989	
PUBLIC WORKS		Recreation-Culture			PRIOR YEARS TAXES OUTSTANDING	
Streets and Drainage	55,945.00	Public Works			Balance January 1, 1989	
Sewers and Sewage Processing		Buildings and Grounds			Collected in 1989	
Garbage and Trash Disposal	111,732.00	Library and Education			Cancelled, Abated or Adjusted 1989	
Public Buildings and Grounds	39,002.00	Conservation			Transfers to Tax Title Liens or Foreclosed	
Other Public Works		All Other			Balance December 31, 1989	
HEALTH and WELFARE		CAPITAL DEBT AUTHORIZED, DECEMBER 31, 1989			TAX TITLE LIENS OUTSTANDING	
Health Services Except Environmental	30.00	ISSUED AND UNISSUED			Balance January 1, 1989	
Welfare-Public Assistance	4,403.00	GROSS DEBT			Transfer From Taxes	
Hospital, Clinics, First Aid		NET DEBT			Redeemed in 1989	
Animal, Insect, & Rodent Control		School 210,134			Cancelled, Abated or Adjusted (1989)	
Other Welfare Services		Self-Liquidating 1,394,253			Transfers to Foreclosed Property	
RECREATION and CONSERVATION		Other 315,154			Balance December 31, 1989	
Beaches and Boardwalks	500.00	Total 2,419,573			PROPERTY ACQUIRED BY DEED OR FORECLOSURE	
Parks, Playgrounds, Shade Trees	3,400.00	ISSUED AND OUTSTANDING			Balance January 1, 1989	
Land Reclamation & Conservation	4,900.00	School 210,136.46			Transfers From Taxes or Liens	
Other Recreational Services		Self-Liquidating 1,726,553.44			Sole for Cash (1989)	
EDUCATION (excluding schools)		Other 305,000.00			Cancelled, Abated or Adjusted (1989)	
Libraries	4,000.00	Total 2,241,689.90			Balance December 31, 1989	
Other Educational Services		EQUALIZED VALUATION BASIS FOR NET DEBT COMPUTATION			CURRENT FINANCES DECEMBER 31, 1989	
STATUTORY EXPENDITURES		REAL PROPERTY VALUATIONS			ASSETS	
Pensions & F. L. C. A.	38,094.00	Code Class # of Parcels % VAL'N			Cash Dec. 31, 1989	
Employee Fringe Benefits	32,833.00	1 Vocant Land 29 3.17			Taxes Receivable	
Other Statutory Expenditures		2 Residential 535 43.03			Tax Title Liens	
CETA And Other Public Employment Programs	763,252.99	3 Form 4 .02			Foreclosed Property	
MUNICIPAL FUNCTIONS TOTAL	763,252.99	4a Commercial 37 10.11			Emergencies & Other Deferred Charges	
CAPITAL IMPROVEMENTS *MEMO*	5,000.00	4b Industrial 2 3.62			State and Federal Aid Receivable	
DEBT SERVICE		4c Apartments 607			Other Receivables	
Principal Payments	35,000.00	Total 607			Total	
Interest Payments	17,576.25	Land Area .60 Sq. Miles			LIABILITIES, RESERVES, AND SURPLUS	
DEFERRED CHARGES	16,100.00	Net Valuation Taxable-Municipal			Cash Liabilities	
SCHOOL, COUNTY, SPECIAL DISTRICT TAXES	1,415,918.40	Net Valuation Taxable-County			Reserves for Receivables	
RESERVE FOR UNCOLLECTED TAXES	154,810.65	State Equalized Valuation			Surplus Dec. 31, 1989	
EXPENDITURES TOTAL	2,407,653.29	State Equalization Ratio 76.30			Total	

*Includes County Health Service Taxes, County Vocational School Taxes, or County Open Space Tax. See Table 13.

1701

Population 1980 2,530
 Population 1990 2,775
 S & P Rating
 Moody Rating

General Tax Rate Per \$100. 2.83
 State Equalized Tax Rate 1.86

ALLOWAY TOWNSHIP - SALEM COUNTY

Form of Government:

Township Committee

Number of Members on Governing Body - 3

PER CAPITA: Grass Debt 924.33 Net Debt 3.22 Debt Service 3.22 Total Tax Levy 666.37 Municipal Expenditures 307.23
 PER CENT: Gross Debt 2.81 Net Debt .01 Tax Levy Collected 88.47 Tax Levy Cancelled, Abated or Adjusted .15

EXPENDITURES		REVENUES-REALIZED			1989 PROPERTY TAX	
GENERAL GOVERNMENT					STATE EQUALIZED TAX RATE	
Governing Body & Public Boards		1989 Property Taxes Collected		1,650,993.83	Local District School Taxes	1.15 1,125,603.38
Municipal Clerk		1989 Payments in Lieu of Taxes			Regional & Consolidated School Tax	
Financial Administration	15,076.50	Delinquent Tax & Lien Collections	211,658.05		School Taxes in Municipal Budget	
Assessment of Taxes	13,830.00	Business Personalty Replacement Taxes	29,017.88		County Taxes	.71 691,001.84
Collection of Taxes	10,215.00	Taxes from Public Utilities	245,364.00		County Library Taxes	
Planning, Housing & Development	12,048.84	Other Miscellaneous Tax Revenues			Local Municipal Purpose Taxes	
Human Resources	23,520.20	State Aid Revenues	40,199.15		Veteran & Senior Citizen Taxes	42,650.00
Elections	1,950.00	Federal Aid Revenues			Total Taxes for Rate Computation	1.86 1,859,255.22
General Administration (other)	145,750.00	State and Local Fiscal Assistance Act Utilized			Special District Taxes	
JUDICIARY		Sale of Acquired Property	6,875.00		Bank Corp. Taxes	
Municipal Courts	13,200.00	Other Miscellaneous Revenues	253,127.27		Added and Omitted Taxes	45,940.90
PUBLIC SAFETY					Total Taxes Levied - ABSTRACT	1,862,546.12
Fire Protection	12,330.00				Total Taxes Billed	1,866,142.83
Police Protection	32,000.00				1989 TAXES COLLECTED	1,650,993.88
Civil Defense & Disaster Control	2,100.00				1989 Taxes Cancelled, Abated or Adjusted	2,732.37
Environmental Inspection & Control	16,500.00				Transfer to Tax Title Liens or Foreclosed	4,794.96
Other Public Safety					Balance Outstanding Dec. 31, 1989	207,621.62
PUBLIC WORKS		CAPITAL OUTLAY	TOTAL		PRIOR YEARS TAXES OUTSTANDING	
Streets and Drainage	87,000.00	Public Enterprises			Balance January 1, 1989	215,666.93
Sewers and Sewage Processing	73,500.00	Recreation-Culture			Collected in 1989	209,085.97
Garbage and Trash Disposal	14,335.00	Public Works			Cancelled, Abated or Adjusted 1989	
Public Buildings and Grounds	5,935.15	Buildings and Grounds			Transfers to Tax Title Liens or Foreclosed	3,463.93
Other Public Works	7,400.00	Library and Education			Balance December 31, 1989	3,117.03
HEALTH and WELFARE		Conservation			TAX TITLE LIENS OUTSTANDING	
Health Services Except Environmental	840.00	All Other			Balance January 1, 1989	6,248.52
Welfare-Public Assistance	4,250.00				Transfer From Taxes	8,635.96
Hospital, Clinics, First Aid	1,000.00				Redeemed in 1989	2,572.08
Animal, Insect, & Rodent Control	4,100.00				Cancelled, Abated or Adjusted (1989)	
Other Welfare Services					Transfers to Foreclosed Property	
RECREATION and CONSERVATION					Balance December 31, 1989	12,312.40
Beaches and Boardwalks					PROPERTY ACQUIRED BY DEED OR FORECLOSURE	
Parks, Playgrounds, Shade Trees	2,000.00				Balance January 1, 1989	117,000.00
Land Reclamation & Conservation					Transfers From Taxes or Liens	
Other Recreational Services	100.00				Sale for Cash (1989)	6,875.00
EDUCATION (excluding schools)					Cancelled, Abated or Adjusted (1989)	3,325.00
Libraries					Balance December 31, 1989	106,800.00
Other Educational Services	50.00				CURRENT FINANCES DECEMBER 31, 1989	
STATUTORY EXPENDITURES					ASSETS	
Pensions & F. L. C. A.	23,500.00				Cash Dec. 31, 1989	387,518.38
Employee Fringe Benefits	10,500.00				Taxes Receivable	210,738.65
Other Statutory Expenditures	2,500.00				Tax Title Liens	12,312.40
CETA And Other Public Employment Programs					Foreclosed Property	106,800.00
MUNICIPAL FUNCTIONS					Emergencies & Other Deferred Charges	35,558.38
CAPITAL IMPROVEMENTS					State and Federal Aid Receivable	509.64
DEBT SERVICE					Other Receivables	66,950.92
Principal Payments	9,000.00				Total	820,388.37
Interest Payments					LIABILITIES, RESERVES, AND SURPLUS	
DEFERRED CHARGES					Cash Liabilities	113,942.24
SCHOOL, COUNTY, SPECIAL DISTRICT TAXES	91,153.10				Reserves for Receivables	395,323.57
RESERVE FOR UNCOLLECTED TAXES	1,816,605.22				Surplus Dec. 31, 1989	311,122.56
EXPENDITURES	2,675,319.02				Total	820,388.37

Population 1980 2,644
 Population 1990 2,530
 S & P Rating
 Moody Rating BAA

General Tax Rate Per \$100: 4.36
 State Equalized Tax Rate 1.96

ALPHA BOROUGH - WARREN COUNTY
 Form of Government:
 Borough Council
 Number of Members on Governing Body - 6

PER CAPITA:
 Gross Debt 735.49
 Net Debt 514.93
 Debt Service 34.10
 Total Tax Levy 819.66
 Municipal Expenditures 429.53

PER CENT:
 Gross Debt 2.16
 Net Debt 1.42
 Tax Levy Collected 94.63
 Tax Levy Cancelled, Abated or Adjusted

EXPENDITURES		REVENUES-REALIZED		1989 PROPERTY TAX	
GENERAL GOVERNMENT		REVENUES-REALIZED		STATE EQUALIZED TAX RATE ———— .92	
Governing Body & Public Boards		1989 Property Taxes Collected	1,963,502.76	Local District School Taxes	972,212.00
Municipal Clerk		1989 Payments in Lieu of Taxes		Regional & Consolidated School Tax	
Financial Administration	3,900.00	Delinquent Tax & Lien Collections	115,665.71	School Taxes in Municipal Budget	
Assessment of Taxes	58,600.00	Business Personalty Replacement Taxes	32,495.36	County Taxes	.56 588,691.30
Collection of Taxes	11,275.00	Taxes from Public Utilities	128,382.00	County Library Taxes	
Planning, Housing & Development	19,630.00	Other Miscellaneous Tax Revenues		Local Municipal Purpose Taxes	.48 508,724.65
Human Resources	20,272.65	State Aid Revenues	49,264.37	Veteran & Senior Citizen Taxes	53,750.00
Elections	16,200.00	Federal Aid Revenues		Total Taxes for Rate Computation	1.96 2,123,577.95
General Administration (other)	12,000.00	State and Local Fiscal Assistance Act Utilized	2,118.07	Special District Taxes	
JUDICIARY		Sale of Acquired Property		Bank Corp. Taxes	
Municipal Courts	5,705.00	Other Miscellaneous Revenues	225,021.90	Added and Omitted Taxes	4,104.55
PUBLIC SAFETY		Total	2,516,470.67	Total Taxes Levied - ABSTRACT	2,073,732.50
Fire Protection	32,072.96	Prior Years Surplus Appropriated	55,000.00	Total Taxes Billed	2,074,377.22
Police Protection	138,045.35	REVENUES TOTAL	2,531,470.57	1989 TAXES COLLECTED	1,963,502.76
Civil Defense & Disaster Control	500.00	Reserve For Uncollected Taxes	134,914.13	1989 Taxes Cancelled, Abated or Adjusted	
Environmental Inspection & Control	15,111.00	CAPITAL OUTLAY TOTAL	265,106.07	Transfer to Tax Title Liens or Foreclosed	248.52
Other Public Safety				Balance Outstanding Dec. 31, 1989	111,125.94
PUBLIC WORKS		Public Enterprises	13,162.00	PRIOR YEARS TAXES OUTSTANDING	
Streets and Drainage	63,900.00	Recreation—Culture		Balance January 1, 1989	116,752.29
Sewers and Sewage Processing		Public Works	207,441.45	Collected in 1989	113,597.91
Garbage and Trash Disposal	135,700.00	Buildings and Grounds	44,502.51	Cancelled, Abated or Adjusted 1989	
Public Buildings and Grounds	28,705.00	Library and Education		Transfers to Tax Title Liens or Foreclosed	
Other Public Works		Conservation		Balance December 31, 1989	3,154.38
HEALTH and WELFARE		All Other		TAX TITLE LIENS OUTSTANDING	
Health Services Except Environmental	200.00			Balance January 1, 1989	23,594.00
Welfare—Public Assistance	1,000.00	CAPITAL DEBT AUTHORIZED, DECEMBER 31, 1989		Transfer From Taxes	248.52
Hospital, Clinics, First Aid		ISSUED AND UNISSUED		Redeemed in 1989	2,067.20
Animal, Insect, & Rodent Control	2,100.00	School		Cancelled, Abated or Adjusted (1989)	
Other Welfare Services		Self-Liquidating	325,119	Transfers to Foreclosed Property	
RECREATION and CONSERVATION		Other	1,154,700	Balance December 31, 1989	21,775.32
Beaches and Boardwalks		Total	1,989,819	PROPERTY ACQUIRED BY DEED OR FORECLOSURE	
Parks, Playgrounds, Shade Trees				Balance January 1, 1989	26,092.50
Land Reclamation & Conservation	3,000.00	ISSUED AND OUTSTANDING		Transfers From Taxes or Liens	
Other Recreational Services		School		Sale for Cash (1989)	
EDUCATION (excluding schools)		Self-Liquidating	730,119.97	Cancelled, Abated or Adjusted (1989)	
Libraries	25,532.00	Other	1,039,200.00	Balance December 31, 1989	2,092.50
Other Educational Services		Total	1,769,319.97	CURRENT FINANCES DECEMBER 31, 1989	
STATUTORY EXPENDITURES		EQUALIZED VALUATION BASIS		ASSETS	
Pensions & F. L. C. A.	42,379.00	FOR NET DEBT COMPUTATION	91,964,719	Cash Dec. 31, 1989	943,530.52
Employee Fringe Benefits	21,945.00	REAL PROPERTY VALUATIONS		Taxes Receivable	114,230.32
Other Statutory Expenditures	2,500.00	Code Class # of Parcels % VAL'N ASSESSED VALUATION		Tax Title Liens	21,775.32
CETA And Other Public Employment Programs		1 Vacant Land 30 1.55 749,300.00		Foreclosed Property	28,092.50
MUNICIPAL FUNCTIONS TOTAL	952,823.96	2 Residential 753 75.31 35,674,945.00		Emergencies & Other Deferred Charges	64,000.00
CAPITAL IMPROVEMENTS * MEMO *	5,000.00	3 Farm 19 1.00 511,900.00		State and Federal Aid Receivable	4,065.75
DEBT SERVICE		4a Commercial 47 8.24 3,232,900.00		Other Receivables	5,132.79
Principal Payments	50,000.00	4b Industrial 14 2.92 4,597,000.00		Total	1,181,927.20
Interest Payments	35,203.42	4c Apartments 5 3.20 1,353,900.00		LIABILITIES, RESERVES, AND SURPLUS	
DEFERRED CHARGES		Total 923 47,371,945.00		Cash Liabilities	827,057.03
SCHOOL, COUNTY, SPECIAL DISTRICT TAXES	1,500,997.30	Land Area 1.70 Sq. Miles		Reserves for Receivables	170,290.93
RESERVE FOR UNCOLLECTED TAXES	134,914.13	Net Valuation Taxable—Municipal	47,494,795	Surplus Dec. 31, 1989	134,539.24
EXPENDITURES TOTAL	2,676,619.71	Net Valuation Taxable—County	24,143,669	Total	1,181,927.20
		State Equalized Valuation	105,393,330		
		State Equalization Ratio	45.00		

0202

Population 1980 1,549
 Population 1990 1,716
 S & P Rating AA
 Moody Rating A1

General Tax Rate Per \$100. 1.43
 State Equalized Tax Rate .55

ALPINE BOROUGH - BERGEN COUNTY

Form of Government:

Borough Council

Number of Members on Governing Body - 6

PER CAPITA:

Gross Debt 1,169.07
 Net Debt 1,169.07
 Debt Service 108.98
 Total Tax Levy 2,471.62
 Municipal Expenditures 1,234.14

PER CENT:

Gross Debt .32
 Net Debt .32
 Tax Levy Collected 93.09
 Tax Levy Cancelled, Abated or Adjusted 1.93

EXPENDITURES		REVENUES-REALIZED		1989 PROPERTY TAX	
GENERAL GOVERNMENT		REVENUES-REALIZED		STATE EQUALIZED TAX RATE → .24	
Governing Body & Public Boards		1989 Property Taxes Collected	3,959,864.00	Local District School Taxes	1,828,846.00
Municipal Clerk		1989 Payments in Lieu of Taxes	53,050.00	Regional & Consolidated School Tax	
Financial Administration	71,920.00	Delinquent Tax & Lien Collections	427,600.00	School Taxes in Municipal Budget	
Assessment of Taxes	103,560.00	Business Personality Replacement Taxes	14,812.00	County Taxes	1,522,915.66
Collection of Taxes	11,375.00	Taxes from Public Utilities	336,714.00	County Library Taxes	
Planning, Housing & Development	12,650.00	Other Miscellaneous Tax Revenues		Local Municipal Purpose Taxes	854,271.17
Human Resources	34,789.00	State Aid Revenues	18,655.00	Veteran & Senior Citizen Taxes	5,850.00
Elections	25,910.00	Federal Aid Revenues		Total Taxes for Rate Computation	4,211,882.83
General Administration (other)	147,065.00	State and Local Fiscal Assistance Act Utilized		Special District Taxes	
JUDICIARY		Sale of Acquired Property		Bank Corp. Taxes	
Municipal Courts	27,940.00	Other Miscellaneous Revenues	428,025.57	Added and Omitted Taxes	35,262.00
PUBLIC SAFETY		Total	5,238,720.57	Total Taxes Levied - ABSTRACT	4,241,294.83
Fire Protection	15,639.00	Prior Years Surplus Appropriated	257,000.00	Total Taxes Billed	4,253,906.00
Police Protection	630,439.00	REVENUES TOTAL	5,495,720.57	1989 TAXES COLLECTED	3,959,864.00
Civil Defense & Disaster Control		Reserve For Uncollected Taxes	324,787.00	1989 Taxes Cancelled, Abated or Adjusted	81,966.00
Environmental Inspection & Control	31,610.00	CAPITAL OUTLAY TOTAL	147,709.00	Transfer to Tax Title Liens or Foreclosed	
Other Public Safety		Public Enterprises		Balance Outstanding Dec. 31, 1989	212,076.00
PUBLIC WORKS		Recreation-Culture		PRIOR YEARS TAXES OUTSTANDING	
Streets and Drainage	136,612.00	Public Works	102,421.00	Balance January 1, 1989	214,740.00
Sewers and Sewage Processing		Buildings and Grounds	45,238.00	Collected in 1989	213,617.00
Garbage and Trash Disposal	36,500.00	Library and Education		Cancelled, Abated or Adjusted 1989	
Public Buildings and Grounds	13,500.00	Conservation		Transfers to Tax Title Liens or Foreclosed	
Other Public Works		All Other		Balance December 31, 1989	1,123.00
HEALTH and WELFARE		CAPITAL DEBT AUTHORIZED, DECEMBER 31, 1989		TAX TITLE LIENS OUTSTANDING	
Health Services Except Environmental	1,660.00	ISSUED AND UNISSUED		Balance January 1, 1989	213,983.00
Welfare-Public Assistance	330.00	School		Transfer From Taxes	
Hospital, Clinics, First Aid		Self-Liquidating		Redeemed in 1989	213,983.00
Animal, Insect, & Rodent Control	2,000.00	Other	2,006,132	Cancelled, Abated or Adjusted (1989)	
Other Welfare Services		Total	2,006,132	Transfers to Foreclosed Property	
RECREATION and CONSERVATION		ISSUED AND OUTSTANDING		Balance December 31, 1989	
Beaches and Boardwalks		School		PROPERTY ACQUIRED BY DEED OR FORECLOSURE	
Parks, Playgrounds, Shade Trees		Self-Liquidating		Balance January 1, 1989	
Land Reclamation & Conservation	1,600.00	Other	1,847,025.00	Transfers From Taxes or Liens	
Other Recreational Services	3,450.00	Total	1,847,025.00	Sale for Cash (1989)	
EDUCATION (excluding schools)		EQUALIZED VALUATION BASIS FOR NET DEBT COMPUTATION		Cancelled, Abated or Adjusted (1989)	
Libraries		REAL PROPERTY VALUATIONS		Balance December 31, 1989	
Other Educational Services		Code Class # of Parcels % VAL'N ASSESSED VALUATION		CURRENT FINANCES DECEMBER 31, 1989	
STATUTORY EXPENDITURES		1 Vacant Land 114 8.22 24,231,600.00		ASSETS	
Pensions & F. L. C. A.	129,022.00	2 Residential 571 35.33 252,915,200.00		Cash Dec. 31, 1989	1,241,813.00
Employee Fringe Benefits	94,558.00	3 Farm 26 5.95 17,534,090.00		Taxes Receivable	213,199.00
Other Statutory Expenditures		4a Commercial 4b Industrial 4c Apartments		Tax Title Liens	
CETA And Other Public Employment Programs		Total 711 294,680,390.00		Foreclosed Property	
MUNICIPAL FUNCTIONS TOTAL	1,550,238.00	Land Area 5.20 Sq. Miles		Emergencies & Other Deferred Charges	103,082.00
CAPITAL IMPROVEMENTS * 4E M *	23,000.00	Net Valuation Taxable-Municipal	295,010,038	State and Federal Aid Receivable	102,053.00
DEBT SERVICE		Net Valuation Taxable-Caunty	646,261,011	Other Receivables	64,660.00
Principal Payments	70,000.00	State Equalized Valuation	763,355,792	Total	1,724,807.00
Interest Payments	117,004.00	State Equalization Ratio	38.62	LIABILITIES, RESERVES, AND SURPLUS	
DEFERRED CHARGES	55,712.00			Cash Liabilities	939,721.00
SCHOOL, COUNTY, SPECIAL DISTRICT TAXES	3,351,761.66			Reserves for Receivables	277,859.00
RESERVE FOR UNCOLLECTED TAXES	324,787.00			Surplus Dec. 31, 1989	507,227.00
EXPENDITURES TOTAL	5,467,552.66			Total	1,724,807.00

Population 1980 392
 Population 1990 703
 S & P Rating
 Moody Rating

General Tax Rate Per \$100. 5.24
 State Equalized Tax Rate 1.61

ANDOVER BOROUGH - SUSSEX COUNTY

Form of Government:

Borough Council

Number of Members on Governing Body - 6

PER CAPITA: PER CENT:
 Gross Debt 9.42 Gross Debt .02
 Net Debt 2.80 Net Debt .01
 Debt Service 25.82 Tax Levy Collected 94.57
 Total Tax Levy 973.62 Tax Levy Cancelled, Abated
 Municipal Expenditures 522.95 or Adjusted

EXPENDITURES		REVENUES-REALIZED		1989 PROPERTY TAX	
GENERAL GOVERNMENT		REVENUES-REALIZED		STATE EQUALIZED TAX RATE →	
Governing Body & Public Boards	34,273.19	1989 Property Taxes Collected	644,871.73	Local District School Taxes	
Municipal Clerk		1989 Payments in Lieu of Taxes		Regional & Consolidated School Tax	1.01 425,222.36
Financial Administration	3,700.00	Delinquent Tax & Lien Collections	48,139.29	School Taxes in Municipal Budget	
Assessment of Taxes	5,800.00	Business Personalty Replacement Taxes	12,634.40	County Taxes	.36 * 151,183.86
Collection of Taxes	2,300.00	Taxes from Public Utilities	62,936.00	County Library Taxes	.02 6,973.39
Planning, Housing & Development	21,100.00	Other Miscellaneous Tax Revenues		Local Municipal Purpose Taxes	.23 98,251.66
Human Resources		State Aid Revenues	12,885.53	Veteron & Senior Citizen Taxes	4,400.00
Elections		Federal Aid Revenues		Total Taxes for Rate Computation	1.62 685,931.26
General Administration (other)	33,959.84	State and Local Fiscal Assistance Act Utilized		Special District Taxes	
JUDICIARY		Sale of Acquired Property		Bank Corp. Taxes	
Municipal Courts	17,350.00	Other Miscellaneous Revenues	62,177.00	Added and Omitted Taxes	
PUBLIC SAFETY		Total	849,644.50	Total Taxes Levied - ABSTRACT	681,531.26
Fire Protection	29,358.50	Prior Years Surplus Appropriated	131,510.00	Total Taxes Billed	681,394.31
Police Protection	2,434.50	REVENUES TOTAL	931,154.60	1989 TAXES COLLECTED	644,371.73
Civil Defense & Disaster Control	475.55	Reserve For Uncollected Taxes	57,278.61	1989 Taxes Cancelled, Abated or Adjusted	
Environmental Inspection & Control	14,750.00	CAPITAL OUTLAY TOTAL	56,936.23	Transfer to Tax Title Liens or Foreclosed	
Other Public Safety		Public Enterprises		Balance Outstanding Dec. 31, 1989	37,022.59
PUBLIC WORKS		Recreation-Culture		PRIOR YEARS TAXES OUTSTANDING	
Streets and Drainage	40,000.00	Public Works	46,946.75	Balance January 1, 1989	33,444.41
Sewers and Sewage Processing	5,623.43	Buildings and Grounds	9,990.18	Collected in 1989	37,537.21
Gorbage and Trash Disposal	15,000.00	Library and Education		Cancelled, Abated or Adjusted 1989	
Public Buildings and Grounds	7,700.00	Conservation		Transfers to Tax Title Liens or Foreclosed	
Other Public Works		All Other		Balance December 31, 1989	907.20
HEALTH and WELFARE		CAPITAL DEBT AUTHORIZED, DECEMBER 31, 1989		TAX TITLE LIENS OUTSTANDING	
Health Services Except Environmental	3,279.00	ISSUED AND UNISSUED		Balance January 1, 1989	10,602.68
Welfare-Public Assistance	1,575.00	School	4,592	Transfer From Taxes	
Hospital, Clinics, First Aid	500.00	Self-Liquidating	2,000	Redeemed in 1989	10,602.68
Animal, Insect, & Rodent Control	2,100.00	Other	2,000	Cancelled, Abated or Adjusted (1989)	
Other Welfare Services		Total	6,592	Transfers to Foreclosed Property	
RECREATION and CONSERVATION		ISSUED AND OUTSTANDING		Balance December 31, 1989	
Beaches and Boardwalks		School	4,592.96	PROPERTY ACQUIRED BY DEED OR FORECLOSURE	
Parks, Playgrounds, Shade Trees	2,750.00	Self-Liquidating		Balance January 1, 1989	
Land Reclamation & Conservation		Other		Transfers From Taxes or Liens	
Other Recreational Services	1,900.00	Total	4,592.96	Sale for Cash (1989)	
EDUCATION (excluding schools)		EQUALIZED VALUATION BASIS FOR NET DEBT COMPUTATION		Cancelled, Abated or Adjusted (1989)	
Libraries		REAL PROPERTY VALUATIONS		Balance December 31, 1989	
Other Educational Services		Code Class # of Parcels % VAL'N ASSESSED VALUATION		CURRENT FINANCES DECEMBER 31, 1989	
STATUTORY EXPENDITURES		1 Vacant Land 59 2.80 362,810.00		ASSETS	
Pensions & F. L. C. A.	9,000.00	2 Residential 188 64.08 8,294,930.00		Cash Dec. 31, 1989	274,736.11
Employee Fringe Benefits		3 Farm 18 2.51 325,100.00		Taxes Receivable	37,929.78
Other Statutory Expenditures	1,000.00	4a Commercial 46 26.44 3,422,300.00		Tox Title Liens	
CETA And Other Public Employment Programs		4b Industrial 2 1.61 207,900.00		Foreclosed Property	
MUNICIPAL FUNCTIONS TOTAL	280,014.09	4c Apartments 2 2.56 331,000.00		Emergencies & Other Deferred Charges	16,800.00
CAPITAL IMPROVEMENTS * MEMO *	9,500.00	Total 315 12,944,040.00		State and Federal Aid Receivable	
DEBT SERVICE		Land Area 1.40 Sq. Miles		Other Receivables	2,882.52
Principal Payments	17,000.00	Net Valuation Taxable-Municipal	13,009,517	Total	332,328.41
Interest Payments	1,071.00	Net Valuation Taxable-County	37,006,683	LIABILITIES, RESERVES, AND SURPLUS	
DEFERRED CHARGES		State Equalized Valuation	42,105,230	Cash Liabilities	87,907.03
SCHOOL, COUNTY, SPECIAL DISTRICT TAXES	583,279.60	State Equalization Ratio	30.79	Reserves for Receivables	40,792.30
RESERVE FOR UNCOLLECTED TAXES	57,278.61			Surplus Dec. 31, 1989	203,629.08
EXPENDITURES TOTAL	949,343.30			Total	332,328.41

*Includes County Health Service Taxes, County Vocational School Taxes, or County Open Space Tax. See Table 13.

Population 1980 4,500
 Population 1990 3,433
 S & P Rating
 Moody Rating

General Tax Rate Per \$100. 3.56
 State Equalized Tax Rate 1.93

ANDOVER TOWNSHIP - SUSSEX COUNTY

Form of Government:

Township Committee

Number of Members on Governing Body - 5

PER CAPITA: Gross Debt 112.56 PER CENT: Gross Debt .22
 Net Debt 106.05 Net Debt .20
 Debt Service 30.52 Tax Levy Collected 96.54
 Total Tax Levy 1,106.33 Tax Levy Cancelled, Abated
 Municipal Expenditures 429.55 or Adjusted .02

EXPENDITURES		REVENUES-REALIZED		1989 PROPERTY TAX	
GENERAL GOVERNMENT				STATE EQUALIZED TAX RATE	
Governing Body & Public Boards		1989 Property Taxes Collected 5,814,512.29		Local District School Taxes	
Municipal Clerk		1989 Payments in Lieu of Taxes 2,123.91		Regional & Consolidated School Tax 1.01 3,270,820.65	
Financial Administration 47,554.14		Delinquent Tax & Lien Collections 298,996.53		School Taxes in Municipal Budget	
Assessment of Taxes 13,021.00		Business Personalty Replacement Taxes 2,434.28		County Taxes .39 * 1,258,743.94	
Collection of Taxes 25,852.19		Taxes from Public Utilities 248,413.00		County Library Taxes .02 57,310.13	
Planning, Housing & Development 50,759.58		Other Miscellaneous Tax Revenues		Local Municipal Purpose Taxes .42 1,353,556.51	
Human Resources 41,270.00		State Aid Revenues 48,040.99		Veteran & Senior Citizen Taxes 30,400.00	
Elections		Federal Aid Revenues		Total Taxes for Rate Computation 1.84 5,970,831.23	
General Administration (other) 253,203.26		State and Local Fiscal Assistance Act Utilized 519.54		Special District Taxes	
JUDICIARY		Sale of Acquired Property		Bank Corp. Taxes	
Municipal Courts 25,673.00		Other Miscellaneous Revenues 371,560.64		Added and Omitted Taxes 75,807.21	
PUBLIC SAFETY		Total 6,846,601.18		Total Taxes Levied - ABSTRACT 6,016,238.44	
Fire Protection 13,520.00		Prior Years Surplus Appropriated 500,000.00		Total Taxes Billed 6,022,937.76	
Police Protection 371,616.35		REVENUES TOTAL 7,346,601.18		1989 TAXES COLLECTED 5,814,512.29	
Civil Defense & Disaster Central		Reserve For Uncollected Taxes 360,000.00		1989 Taxes Cancelled, Abated or Adjusted 1,352.37	
Environmental Inspection & Central		CAPITAL OUTLAY TOTAL 306,443.77		Transfer to Tax Title Liens or Foreclosed 3,627.06	
Other Public Safety		Public Enterprises		Balance Outstanding Dec. 31, 1989 203,446.04	
PUBLIC WORKS		Recreation-Culture		PRIOR YEARS TAXES OUTSTANDING	
Streets and Drainage 279,500.00		Public Works 303,443.77		Balance January 1, 1989 285,537.79	
Sewers and Sewage Processing		Buildings and Grounds 3,000.00		Collected in 1989 282,349.53	
Garbage and Trash Disposal 266,915.00		Library and Education		Cancelled, Abated or Adjusted 1989 58.96	
Public Buildings and Grounds 39,125.00		Conservation		Transfers to Tax Title Liens or Foreclosed 3,129.30	
Other Public Works		All Other		Balance December 31, 1989	
HEALTH and WELFARE		CAPITAL DEBT AUTHORIZED, DECEMBER 31, 1989		TAX TITLE LIENS OUTSTANDING	
Health Services Except Environmental 3,552.00		ISSUED AND UNISSUED GROSS DEBT NET DEBT		Balance January 1, 1989 17,634.85	
Welfare-Public Assistance 2,884.00		School 354,407		Transfer From Taxes 7,257.54	
Hospital, Clinics, First Aid		Self-Liquidating 576,674		Redeemed in 1989 16,647.00	
Animal, Insect, & Rodent Central 6,000.00		Other 576,674		Cancelled, Abated or Adjusted (1989)	
Other Welfare Services		Total 612,081		Transfers to Foreclosed Property	
RECREATION and CONSERVATION		ISSUED AND OUTSTANDING		Balance December 31, 1989 8,245.39	
Beaches and Boardwalks		School		PROPERTY ACQUIRED BY DEED OR FORECLOSURE	
Parks, Playgrounds, Shade Trees 14,370.00		Self-Liquidating		Balance January 1, 1989	
Land Reclamation & Conservation 11,600.00		Other		Transfers From Taxes or Liens	
Other Recreational Services 4,038.04		Total 576,000.00		Sale for Cash (1989)	
EDUCATION (excluding schools)		EQUALIZED VALUATION BASIS		Cancelled, Abated or Adjusted (1989)	
Libraries		FOR NET DEBT COMPUTATION 284,479,600		Balance December 31, 1989	
Other Educational Services		REAL PROPERTY VALUATIONS		CURRENT FINANCES DECEMBER 31, 1989	
STATUTORY EXPENDITURES		Code Class # of Parcels % VAL'N ASSESSED VALUATION		ASSETS	
Pensions & F. L. C. A. 103,741.40		1 Vacant Land 387 4.66 7,555,800.00		Cash Dec. 31, 1989 1,304,487.63	
Employee Fringe Benefits 93,000.00		2 Residential 1526 73.31 118,833,440.00		Taxes Receivable 203,446.04	
Other Statutory Expenditures 2,000.00		3 Farm 218 5.17 8,378,300.00		Tax Title Liens 8,245.39	
CETA And Other Public Employment Programs		4a Commercial 88 14.51 23,527,600.00		Foreclosed Property	
MUNICIPAL FUNCTIONS TOTAL 1,775,439.10		4b Industrial 12 1.38 2,232,200.00		Emergencies & Other Deferred Charges 26,500.00	
CAPITAL IMPROVEMENTS * ME 10 * 80,000.00		4c Apartments 10 .97 1,569,600.00		State and Federal Aid Receivable 6,161.81	
DEBT SERVICE		Total 2241 162,096,940.00		Other Receivables 6,725.64	
Principal Payments 110,000.00		Land Area 21.20 Sq. Miles		Total 1,555,566.51	
Interest Payments 55,965.00		Net Valuation Taxable-Municipal 162,489,906		LIABILITIES, RESERVES, AND SURPLUS	
DEFERRED CHARGES 34,500.00		Net Valuation Taxable-County 307,260,458		Cash Liabilities 294,537.43	
SCHOOL, COUNTY, SPECIAL DISTRICT TAXES 4,586,874.72		State Equalized Valuation 324,133,609		Reserves for Receivables 218,417.07	
RESERVE FOR UNCOLLECTED TAXES 360,000.00		State Equalization Ratio 50.07		Surplus Dec. 31, 1989 1,042,612.01	
EXPENDITURES TOTAL 6,922,778.82				Total 1,555,566.51	

*Includes County Health Service Taxes, County Vocational School Taxes, or County Open Space Tax. See Table 13.

Population 1980 17,015
 Population 1990 16,799
 S & P Rating
 Moody Rating A

General Tax Rate Per \$100. 3.63
 State Equalized Tax Rate 3.39

ASBURY PARK CITY - MONMOUTH CO.

Form of Government:

Council-Manager (1923)

Number of Members on Governing Body - 5

PER CAPITA: Gross Debt 1,163.94 PER CENT: Gross Debt 5.16
 Net Debt 183.91 Net Debt .82
 Debt Service 38.53 Tax Levy Collected 85.87
 Total Tax Levy 897.93 Tax Levy Cancelled, Abated or Adjusted
 Municipal Expenditures 930.42

EXPENDITURES		REVENUES-REALIZED		1989 PROPERTY TAX	
GENERAL GOVERNMENT		REVENUES-REALIZED		STATE EQUALIZED TAX RATE	
Governing Body & Public Boards		1989 Property Taxes Collected	12,952,626.01	Local District School Taxes	1.49 6,605,205.00
Municipal Clerk		1989 Payments in Lieu of Taxes	243,604.65	Regional & Consolidated School Tax	
Financial Administration	231,600.00	Delinquent Tax & Lien Collections	1,344,443.41	School Taxes in Municipal Budget	.01 33,637.00
Assessment of Taxes	81,230.00	Business Personalty Replacement Taxes	475,613.06	County Taxes	.40 * 1,780,033.03
Collection of Taxes	132,000.00	Taxes from Public Utilities	921,603.70	Caunty Library Taxes	
Planning, Housing & Development	16,600.00	Other Miscellaneous Tax Revenues		Local Municipal Purpose Taxes	1.49 6,625,160.00
Human Resources	902,533.00	State Aid Revenues	3,755,803.30	Veteran & Senior Citizen Taxes	
Elections	15,572.00	Federal Aid Revenues		Total Taxes for Rate Computation	5.39 15,103,735.03
General Administration (other)	1,996,303.00	State and Local Fiscal Assistance Act Utilized		Special District Taxes	
JUDICIARY		Sale of Acquired Property		Bank Corp. Taxes	
Municipal Courts	213,637.00	Other Miscellaneous Revenues	1,291,920.91	Added and Omitted Taxes	39,590.55
PUBLIC SAFETY		TOTAL	20,935,624.34	Total Taxes Levied - ABSTRACT	15,034,375.63
Fire Protection	2,061,358.00	Prior Years Surplus Appropriated	449,000.00	Total Taxes Billed	15,084,375.63
Police Protection	2,070,332.00	REVENUES TOTAL	21,433,624.34	1989 TAXES COLLECTED	12,952,626.01
Civil Defense & Disaster Control	1,977,000.00	Reserve For Uncollected Taxes	1,415,000.00	1989 Taxes Cancelled, Abated or Adjusted	
Environmental Inspection & Control	94,700.00	CAPITAL OUTLAY TOTAL	1,417,534.49	Transfer to Tax Title Liens or Foreclosed	
Other Public Safety		Public Enterprises	1,414,112.19	Balance Outstanding Dec. 31, 1989	2,131,744.62
PUBLIC WORKS		Recreation-Culture		PRIOR YEARS TAXES OUTSTANDING	
Streets and Drainage	1,113,155.01	Public Works		Balance January 1, 1989	1,393,343.76
Sewers and Sewage Processing	1,731,500.00	Buildings and Grounds	3,466.30	Collected in 1989	1,312,237.52
Garbage and Trash Disposal		Library and Education		Cancelled, Abated or Adjusted 1989	
Public Buildings and Grounds	239,700.00	Conservation		Transfers to Tax Title Liens or Foreclosed	
Other Public Works	114,756.00	All Other		Balance December 31, 1989	30,550.24
HEALTH and WELFARE		CAPITAL DEBT AUTHORIZED, DECEMBER 31, 1989		TAX TITLE LIENS OUTSTANDING	
Health Services Except Environmental	76,300.00	ISSUED AND UNISSUED		Balance January 1, 1989	40,924.53
Welfare-Public Assistance	207,450.00	School	16,501,300	Transfer From Taxes	
Hospital, Clinics, First Aid		Self-Liquidating	351,700	Redeemed in 1989	32,155.89
Animal, Insect, & Rodent Control		Other	2,700,000	Cancelled, Abated or Adjusted (1989)	
Other Welfare Services		Total	19,553,000	Transfers to Foreclosed Property	
RECREATION and CONSERVATION		ISSUED AND OUTSTANDING		Balance December 31, 1989	8,936.74
Beaches and Boardwalks	30,239.99	School	9,734,000.00	PROPERTY ACQUIRED BY DEED OR FORECLOSURE	
Parks, Playgrounds, Shade Trees	64,373.00	Self-Liquidating		Balance January 1, 1989	729,600.00
Land Reclamation & Conservation		Other	2,092,000.00	Transfers From Taxes or Liens	
Other Recreational Services	35,020.00	Total	10,826,000.00	Sale for Cash (1989)	
EDUCATION (excluding schools)		EQUALIZED VALUATION BASIS FOR NET DEBT COMPUTATION		Cancelled, Abated or Adjusted (1989)	
Libraries	166,249.00	REAL PROPERTY VALUATIONS		Balance December 31, 1989	729,600.00
Other Educational Services		Code Class # of Parcels % VAL'N ASSESSED VALUATION		CURRENT FINANCES DECEMBER 31, 1989	
STATUTORY EXPENDITURES		1 Vacant Land 240 1.52 6,283,300.00		ASSETS	
Pensions & F. I. C. A.	1,329,257.00	2 Residential 2447 51.44 206,257,300.00		Cash Dec. 31, 1989	91,110.90
Employee Fringe Benefits		3 Farm 436 22.30 69,418,600.00		Taxes Receivable	2,213,303.36
Other Statutory Expenditures		4a Commercial 5 .30 1,210,400.00		Tax Title Liens	8,538.74
CETA And Other Public Employment Programs		4c Apartments 193 24.44 47,775,200.00		Foreclosed Property	729,600.00
MUNICIPAL FUNCTIONS TOTAL	12,952,266.10	Total 3366 100.00 30,744,600.00		Emergencies & Other Deferred Charges	1,194,657.82
CAPITAL IMPROVEMENTS *MEMO*	1.00			State and Federal Aid Receivable	436,572.71
DEBT SERVICE				Other Receivables	233,631.10
Principal Payments	337,000.00			Total	5,739,675.13
Interest Payments	310,144.53			LIABILITIES, RESERVES, AND SURPLUS	
TYPE I SCHL DEBT *MEMO*	214,475.00			Cash Liabilities	2,369,263.24
DEFERRED CHARGES				Reserves for Receivables	3,190,225.70
SCHOOL, COUNTY, SPECIAL DISTRICT TAXES	8,419,625.00			Surplus Dec. 31, 1989	180,140.19
RESERVE FOR UNCOLLECTED TAXES	1,415,000.00			Total	5,739,675.13
EXPENDITURES TOTAL	24,000,775.51				

0102
 Population 1980 40,199
 Population 1990 37,986
 S & P Rating A-
 Moody Rating BAA1

General Tax Rate Per \$100. 2.14
 State Equalized Tax Rate 1.90

ATLANTIC CITY CITY - ATLANTIC COUNTY
 Form of Government:
 Mayor-Council Plan D (OMCL 50)
 Number of Members on Governing Body - 5

PER CAPITA:
 Gross Debt 2,401.87
 Net Debt 1,676.04
 Debt Service 207.26
 Total Tax Levy 3,621.61
 Municipal Expenditures 3,002.55

PER CENT:
 Gross Debt 1.37
 Net Debt .96
 Tax Levy Collected 95.52
 Tax Levy Cancelled, Abated or Adjusted

EXPENDITURES		REVENUES-REALIZED		1989 PROPERTY TAX	
GENERAL GOVERNMENT		REVENUES-REALIZED		STATE EQUALIZED TAX RATE 1.33	
Governing Body & Public Boards	1,333,275.44	1989 Property Taxes Collected	131,402,428.25	Local District School Taxes	24,110,039.50
Municipal Clerk		1989 Payments in Lieu of Taxes	1,264,943.43	Regional & Consolidated School Tax	
Financial Administration	1,119,006.68	Delinquent Tax & Lien Collections	6,979,983.44	School Taxes in Municipal Budget	
Assessment of Taxes	372,245.05	Business Personalty Replacement Taxes	1,699,035.12	County Taxes	31,703,128.52
Collection of Taxes	544,333.49	Taxes from Public Utilities	6,627,095.00	County Library Taxes	
Planning, Housing & Development	1,116,530.58	Other Miscellaneous Tax Revenues		Local Municipal Purpose Taxes	1.12 81,102,288.87
Human Resources	1,386,975.94	State Aid Revenues	2,918,264.10	Veteran & Senior Citizen Taxes	299,650.00
Elections		Federal Aid Revenues		Total Taxes for Rate Computation	1.39 137,215,106.89
General Administration (other)	17,311,656.69	State and Local Fiscal Assistance Act Utilized		Special District Taxes	
JUDICIARY		Sale of Acquired Property		Bank Corp. Taxes	
Municipal Courts	1,045,915.69	Other Miscellaneous Revenues	14,593,433.70	Added and Omitted Taxes	655,029.25
PUBLIC SAFETY		Total	165,485,183.04	Total Taxes Levied - ABSTRACT	137,570,486.14
Fire Protection	13,750,025.85	Prior Years Surplus Appropriated	5,369,294.00	Total Taxes Billed	137,568,538.50
Police Protection	25,141,874.17	REVENUES TOTAL	170,854,477.04	1989 TAXES COLLECTED	131,402,428.25
Civil Defense & Disaster Control	179,331.23	Reserve For Uncollected Taxes	9,071,954.96	1989 Taxes Cancelled, Abated or Adjusted	
Environmental Inspection & Control	2,196,323.47	CAPITAL OUTLAY TOTAL		Transfer to Tax Title Liens or Foreclosed	
Other Public Safety	93,941.95	Public Enterprises	8,144,352.12	Balance Outstanding Dec. 31, 1989	6,166,110.25
PUBLIC WORKS		Recreation-Culture	2,023,536.79	PRIOR YEARS TAXES OUTSTANDING	
Streets and Drainage	341,985.16	Public Works	23,995.77	Balance January 1, 1989	14,009,832.09
Sewers and Sewage Processing	5,194,450.99	Buildings and Grounds	6,096,819.56	Collected in 1989	6,766,005.73
Garbage and Trash Disposal		Library and Education		Cancelled, Abated or Adjusted 1989	
Public Buildings and Grounds	4,065,672.93	Conservation		Transfers to Tax Title Liens or Foreclosed	
Other Public Works	703,472.67	All Other		Balance December 31, 1989	7,243,826.36
HEALTH and WELFARE		CAPITAL DEBT AUTHORIZED, DECEMBER 31, 1989		TAX TITLE LIENS OUTSTANDING	
Health Services Except Environmental	4,054,339.81	ISSUED AND UNISSUED	GROSS DEBT	NET DEBT	
Welfare-Public Assistance	307,924.88	School	27,171,000		
Hospital, Clinics, First Aid		Self-Liquidating	234,145		
Animal, Insect, & Radent Control	1,125.00	Other	63,832,242	63,666,242	
Other Welfare Services		Total	91,237,387	63,666,242	
RECREATION and CONSERVATION		ISSUED AND OUTSTANDING		PROPERTY ACQUIRED BY DEED OR FORECLOSURE	
Beaches and Boardwalks	2,490,295.93	School	11,591,000.00	Balance January 1, 1989	5,205,872.00
Parks, Playgrounds, Shade Trees	745,642.03	Self-Liquidating	126,000.00	Transfers From Taxes or Liens	
Land Reclamation & Conservation	43,531.00	Other	57,716,845.00	Sale for Cash (1989)	
Other Recreational Services	322,979.46	Total	69,433,845.00	Cancelled, Abated or Adjusted (1989)	
EDUCATION (excluding schools)		EQUALIZED VALUATION BASIS FOR NET DEBT COMPUTATION		Balance December 31, 1989	
Libraries	2,203,649.92	REAL PROPERTY VALUATIONS		5,205,872.00	
Other Educational Services	135,000.00	Code	Class	# of Parcels	% VAL'N
STATUTORY EXPENDITURES		ASSESSED VALUATION		CURRENT FINANCES DECEMBER 31, 1989	
Pensions & F. I. C. A.	9,280,196.90	1	Vacant Land	2957	6.33
Employee Fringe Benefits		2	Residential	11374	14.90
Other Statutory Expenditures	50,000.00	3	Farm		
CETA And Other Public Employment Programs		4a	Commercial	2264	76.14
MUNICIPAL FUNCTIONS TOTAL		4b	Industrial	14	.34
CAPITAL IMPROVEMENTS *MEMO*		4c	Apartments	243	2.23
DEBT SERVICE		Total		16752	
Principal Payments	4,400,000.00	Land Area	11.84	Sq. Miles	
Interest Payments	3,472,433.44	Net Valuation Taxable-Municipal	6,411,134,840		
DEFERRED CHARGES		Net Valuation Taxable-County	6,864,934,621		
SCHOOL, COUNTY, SPECIAL DISTRICT TAXES	55,913,158.02	State Equalized Valuation	7,207,447,723		
RESERVE FOR UNCOLLECTED TAXES	9,071,954.96	State Equalization Ratio	82.92		
EXPENDITURES TOTAL				ASSETS	
				Cash Dec. 31, 1989	23,390,572.55
				Taxes Receivable	13,409,936.61
				Tax Title Liens	1,426,568.61
				Foreclosed Property	5,205,872.00
				Emergencies & Other Deferred Charges	
				State and Federal Aid Receivable	24,701.91
				Other Receivables	1,282,951.87
				Total	44,740,603.55
				LIABILITIES, RESERVES, AND SURPLUS	
				Cash Liabilities	13,291,526.63
				Reserves for Receivables	21,325,329.09
				Surplus Dec. 31, 1989	10,123,747.83
				Total	44,740,603.55

1304

Population 1980 4,950
 Population 1990 4,027
 S & P Rating
 Moody Rating A

General Tax Rate Per \$100. 3.21
 State Equalized Tax Rate 1.24

ATLANTIC HIGHLANDS - MONMOUTH CO.
 Form of Government:
 Borough Council
 Number of Members on Governing Body - 6

PER CAPITA:
 Gross Debt 1,321.34
 Net Debt 865.34
 Debt Service 55.02
 Total Tax Levy 1,306.55
 Municipal Expenditures 772.96

PER CENT:
 Gross Debt 5.05
 Net Debt 1.45
 Tax Levy Collected 94.57
 Tax Levy Cancelled, Abated or Adjusted .41

EXPENDITURES		REVENUES-REALIZED		1989 PROPERTY TAX	
GENERAL GOVERNMENT		REVENUES-REALIZED		STATE EQUALIZED TAX RATE	
Governing Body & Public Boards		1989 Property Taxes Collected	5,717,543.35	Local District School Taxes	.47
Municipal Clerk		1989 Payments in Lieu of Taxes		Regional & Consolidated School Tax	.42
Financial Administration	25,652.10	Delinquent Tax & Lien Collections	159,013.31	School Taxes in Municipal Budget	
Assessment of Taxes	27,122.00	Business Personalty Replacement Taxes	33,875.44	County Taxes	.39 *
Collection of Taxes	5,779.24	Taxes from Public Utilities	235,277.00	County Library Taxes	.01
Planning, Housing & Development	172,642.71	Other Miscellaneous Tax Revenues		Local Municipal Purpose Taxes	.55
Human Resources	65,641.50	State Aid Revenues	159,160.23	Veteran & Senior Citizen Taxes	
Elections	2,000.00	Federal Aid Revenues		Total Taxes for Rate Computation	1.84
General Administration (other)	337,749.95	State and Local Fiscal Assistance Act Utilized		Special District Taxes	
JUDICIARY		State and Local Fiscal Assistance Act Utilized		Bank Corp. Taxes	
Municipal Courts	77,756.64	Sale of Acquired Property		Added and Omitted Taxes	115,893.63
PUBLIC SAFETY		Other Miscellaneous Revenues	419,974.03	Total Taxes Levied - ABSTRACT	6,040,033.99
Fire Protection	75,246.92	Total	6,727,443.42	Total Taxes Billed	6,048,033.99
Police Protection	557,324.33	Prior Years Surplus Appropriated	690,000.00	1989 TAXES COLLECTED	5,717,543.36
Civil Defense & Disaster Control	4,700.00	REVENUES TOTAL	7,417,443.42	1989 Taxes Cancelled, Abated or Adjusted	24,970.95
Environmental Inspection & Control	29,117.26	Reserve For Uncollected Taxes	561,327.39	Transfer to Tax Title Liens or Foreclosed	6,449.24
Other Public Safety		CAPITAL OUTLAY TOTAL	1,442,732.39	Balance Outstanding Dec. 31, 1989	297,120.42
PUBLIC WORKS		Public Enterprises	1,321,633.22	PRIOR YEARS TAXES OUTSTANDING	
Streets and Drainage	313,731.43	Recreation-Culture		Balance January 1, 1989	179,980.79
Sewers and Sewage Processing		Public Works	120,519.17	Collected in 1989	147,126.79
Garbage and Trash Disposal	122,031.27	Buildings and Grounds	580.00	Cancelled, Abated or Adjusted 1989	11,317.29
Public Buildings and Grounds	124,152.09	Library and Education		Transfers to Tax Title Liens or Foreclosed	5,399.97
Other Public Works	22,411.74	Conservation		Balance December 31, 1989	15,646.74
HEALTH and WELFARE		All Other		TAX TITLE LIENS OUTSTANDING	
Health Services Except Environmental	4,750.00	CAPITAL DEBT AUTHORIZED, DECEMBER 31, 1989		Balance January 1, 1989	12,160.15
Welfare-Public Assistance	4,342.75	ISSUED AND UNISSUED		Transfer From Taxes	12,890.15
Hospital, Clinics, First Aid		School	1,050,000	Redeemed in 1989	11,886.52
Animal, Insect, & Rodent Control		Self-Liquidating	6,034,111	Cancelled, Abated or Adjusted (1989)	273.63
Other Welfare Services		Other	1,339,200	Transfers to Foreclosed Property	
RECREATION and CONSERVATION		Total	8,433,311	Balance December 31, 1989	12,890.15
Beaches and Boardwalks		ISSUED AND OUTSTANDING		PROPERTY ACQUIRED BY DEED OR FORECLOSURE	
Parks, Playgrounds, Shode Trees	53,373.00	School	1,050,000.00	Balance January 1, 1989	25,030.00
Land Reclamation & Conservation	244,957.20	Self-Liquidating	5,303,511.57	Transfers From Taxes or Liens	
Other Recreational Services	700.00	Other	1,337,200.00	Sale for Cash (1989)	
EDUCATION (excluding schools)		Total	7,700,711.57	Cancelled, Abated or Adjusted (1989)	
Libraries	25,075.00	EQUALIZED VALUATION BASIS FOR NET DEBT COMPUTATION	276,313,761	Balance December 31, 1989	25,030.00
Other Educational Services		REAL PROPERTY VALUATIONS		CURRENT FINANCES DECEMBER 31, 1989	
STATUTORY EXPENDITURES		Code Class # of Parcels % VAL'N ASSESSED VALUATION		ASSETS	
Pensions & F. L. C. A.	174,222.74	1 Vacant Land 229 3.63 5,458,700.00		Cash Dec. 31, 1989	950,443.01
Employee Fringe Benefits	123,439.72	2 Residential 1428 81.19 122,467,500.00		Taxes Receivable	312,767.16
Other Statutory Expenditures		3 Farm 9 9.49 14,311,300.00		Tax Title Liens	12,890.15
CETA And Other Public Employment Programs		4a Commercial 4 4.72 1,079,574.00		Foreclosed Property	25,030.00
MUNICIPAL FUNCTIONS TOTAL	2,732,526.39	4c Apartments 9 4.93 7,505,300.00		Emergencies & Other Deferred Charges	259,074.65
CAPITAL IMPROVEMENTS *MEMO*	5,000.00	Total 1760 150,832,874.00		State and Federal Aid Receivable	3,503.24
DEBT SERVICE		Land Area 1.20 Sq. Miles		Other Receivables	8,577.48
Principal Payments	133,000.00	Net Valuation Taxable-Municipal	151,704,307	Total	1,572,285.89
Interest Payments	66,556.15	Net Valuation Taxable-County	292,166,875	LIABILITIES, RESERVES, AND SURPLUS	
DEFERRED CHARGES		State Equalized Valuation	321,451,899	Cash Liabilities	355,596.26
SCHOOL, COUNTY, SPECIAL DISTRICT TAXES	4,150,598.29	State Equalization Ratio	47.05	Reserves for Receivables	358,510.96
RESERVE FOR UNCOLLECTED TAXES	561,327.39			Surplus Dec. 31, 1989	858,178.67
EXPENDITURES TOTAL	7,729,187.05			Total	1,572,285.89

Population 1980 2,533
 Population 1990 2,200
 S & P Rating
 Moody Rating A

General Tax Rate Per \$100. 3.56
 State Equalized Tax Rate 2.60

AUDUBON BOROUGH - CAMDEN COUNTY

Form of Government:

Commission (1911)

Number of Members on Governing Body - 3

PER CAPITA:

Gross Debt 380.68
 Net Debt 112.24
 Debt Service 30.71
 Total Tax Levy 893.04
 Municipal Expenditures 404.34

PER CENT:

Gross Debt 1.25
 Net Debt .37
 Tax Levy Collected 97.07
 Tax Levy Cancelled, Abated or Adjusted .09

EXPENDITURES		REVENUES-REALIZED		1989 PROPERTY TAX	
GENERAL GOVERNMENT		REVENUES-REALIZED		STATE EQUALIZED TAX RATE	
Governing Body & Public Boords		1989 Property Taxes Collected	7,936,506.71	Local District School Taxes	1.05
Municipal Clerk		1989 Payments in Lieu of Taxes		Regional & Consolidated School Tax	
Financial Administration	22,400.00	Delinquent Tax & Lien Collections	171,455.00	School Taxes in Municipal Budget	
Assessment of Taxes	13,075.00	Business Personalty Replacement Taxes	149,537.00	County Taxes	.91
Collection of Taxes	133,650.00	Taxes from Public Utilities	590,927.00	County Library Taxes	
Planning, Housing & Development	24,908.00	Other Miscellaneous Tax Revenues		Local Municipal Purpose Taxes	.64
Human Resources	63,640.00	State Aid Revenues	97,084.00	Veteron & Senior Citizen Taxes	
Elections	14,150.00	Federal Aid Revenues		Total Taxes for Rate Computation	2.60
General Administration (other)	429,237.00	State and Local Fiscal Assistance Act Utilized		Special District Taxes	
JUDICIARY		Sale of Acquired Property		Bank Corp. Taxes	
Municipal Courts	67,015.00	Other Miscellaneous Revenues	609,890.98	Added and Omitted Taxes	21,812.21
PUBLIC SAFETY		Total	9,605,400.59	Total Taxes Levied - ABSTRACT	8,220,468.77
Fire Protection	105,993.00	Prior Years Surplus Appropriated	420,000.00	Total Taxes Billed	8,227,707.03
Police Protection	610,665.00	REVENUES TOTAL	10,025,400.59	1989 TAXES COLLECTED	7,986,506.71
Civil Defense & Disaster Control	4,230.00	Reserve For Uncollected Taxes	279,007.00	1989 Taxes Cancelled, Abated or Adjusted	7,618.57
Environmental Inspection & Control	21,900.00	CAPITAL OUTLAY TOTAL	193,175.35	Transfer to Tax Title Liens or Foreclosed	6,216.11
Other Public Safety				Balance Outstanding Dec. 31, 1989	227,365.64
PUBLIC WORKS		Public Enterprises		PRIOR YEARS TAXES OUTSTANDING	
Streets and Drainage	274,032.00	Recreation-Culture		Balance January 1, 1989	172,270.73
Sewers and Sewage Processing	41,375.00	Public Works	134,318.58	Collected in 1989	171,455.22
Garbage and Trash Disposal	575,330.00	Buildings and Grounds	8,856.77	Cancelled, Abated or Adjusted 1989	
Public Buildings and Grounds	112,470.00	Library and Education		Transfers to Tax Title Liens or Foreclosed	
Other Public Works	34,355.00	Conservation		Balance December 31, 1989	815.51
HEALTH and WELFARE		All Other		TAX TITLE LIENS OUTSTANDING	
Health Services Except Environmental	5,500.00	CAPITAL DEBT AUTHORIZED, DECEMBER 31, 1989		Balance January 1, 1989	10,768.08
Welfare-Public Assistance	7,518.00	ISSUED AND UNISSUED		Transfer From Taxes	6,216.11
Hospital, Clinics, First Aid		School	2,471,000.00	Redeemed in 1989	
Animal, Insect, & Rodent Control		Self-Liquidating		Cancelled, Abated or Adjusted (1989)	
Other Welfare Services		Other	1,033,200	Transfers to Foreclosed Property	
RECREATION and CONSERVATION		Total	3,504,200	Balance December 31, 1989	16,984.19
Beaches and Boardwalks		ISSUED AND OUTSTANDING		PROPERTY ACQUIRED BY DEED OR FORECLOSURE	
Parks, Playgrounds, Shade Trees	1,000.00	School	2,471,000.00	Balance January 1, 1989	285.00
Land Reclamation & Conservation		Self-Liquidating		Transfers From Taxes or Liens	
Other Recreational Services	12,000.00	Other	749,200.00	Sole for Cash (1989)	
EDUCATION (excluding schools)		Total	3,220,200.00	Cancelled, Abated or Adjusted (1989)	
Libraries	94,675.00	EQUALIZED VALUATION BASIS		Balance December 31, 1989	285.00
Other Educational Services	300.00	FOR NET DEBT COMPUTATION		CURRENT FINANCES DECEMBER 31, 1989	
STATUTORY EXPENDITURES		REAL PROPERTY VALUATIONS		ASSETS	
Pensions & F. L. C. A.	269,535.00	Code Class # of Parcels % VAL'N		Cash Dec. 31, 1989	2,756,938.18
Employee Fringe Benefits	172,000.00	1 Vacant Land 65 .59		Taxes Receivable	228,181.15
Other Statutory Expenditures	19,000.00	2 Residential 2952 62.85		Tax Title Liens	16,984.19
CETA And Other Public Employment Programs		3 Farm		Foreclosed Property	285.00
MUNICIPAL FUNCTIONS TOTAL	3,139,013.00	4a Commercial 148 13.94		Emergencies & Other Deferred Charges	22,964.85
CAPITAL IMPROVEMENTS * MEMO *	40,000.00	4b Industrial 3 .28		State and Federal Aid Receivable	
DEBT SERVICE		4c Apartments 12 2.33		Other Receivables	74,811.80
Principal Payments	227,000.00	Total 3180		Total	3,100,165.17
Interest Payments	55,690.00	Land Area 1.48 Sq. Miles		LIABILITIES, RESERVES, AND SURPLUS	
DEFERRED CHARGES	21,246.00	Net Valuation Taxable-Municipal	223,906,452	Cash Liabilities	2,162,957.82
SCHOOL, COUNTY, SPECIAL DISTRICT TAXES	6,177,026.92	Net Valuation Taxable-County	290,000,844	Reserves for Receivables	320,262.14
RESERVE FOR UNCOLLECTED TAXES	279,007.00	State Equalized Valuation	314,496,702	Surplus Dec. 31, 1989	616,945.21
EXPENDITURES TOTAL	9,893,982.92	State Equalization Ratio	71.14	Total	3,100,165.17

Population 1980 1,274
 Population 1990 1,150
 S & P Rating
 Moody Rating

General Tax Rate Per \$100. 7.12
 State Equalized Tax Rate 7.14

AUDUBON PARK BOROUGH - CAMDEN CO.

Form of Government:

Borough Council

Number of Members on Governing Body - 6

PER CAPITA: Gross Debt 105.64 PER CENT: Gross Debt 3.22
 Net Debt 105.64 Net Debt 3.22
 Debt Service Tax Levy Collected 100.00
 Total Tax Levy 238.49 Tax Levy Cancelled, Abated or Adjusted
 Municipal Expenditures 299.17

EXPENDITURES		REVENUES-REALIZED			1989 PROPERTY TAX	
GENERAL GOVERNMENT					STATE EQUALIZED TAX RATE 1.68	
Governing Body & Public Boards		1989 Property Taxes Collected	274,336.32	Local District School Taxes	1.68	64,562.00
Municipal Clerk		1989 Payments in Lieu of Taxes		Regional & Consolidated School Tax		
Financial Administration	15,037.00	Delinquent Tax & Lien Collections		School Taxes in Municipal Budget		
Assessment of Taxes	7,525.00	Business Personalty Replacement Taxes	8,299.30	County Taxes	1.03	39,653.15
Collection of Taxes	625.00	Taxes from Public Utilities	18,737.00	County Library Taxes	.03	1,047.17
Planning, Housing & Development		Other Miscellaneous Tax Revenues		Local Municipal Purpose Taxes	4.40	169,000.00
Human Resources	23,578.62	State Aid Revenues	69,692.15	Veteran & Senior Citizen Taxes		
Elections	2,300.00	Federal Aid Revenues		Total Taxes for Rate Computation	7.14	274,262.32
General Administration (other)	60,010.95	State and Local Fiscal Assistance Act Utilized		Special District Taxes		
JUDICIARY		Sale of Acquired Property		Bank Corp. Taxes		
Municipal Courts	22,655.05	Other Miscellaneous Revenues	62,053.70	Added and Omitted Taxes		
PUBLIC SAFETY		Total	433,716.53	Total Taxes Levied - ABSTRACT		274,262.32
Fire Protection		Prior Years Surplus Appropriated	34,700.00	Total Taxes Billed		274,334.32
Police Protection	125,044.63	REVENUES TOTAL	462,416.53	1989 TAXES COLLECTED		
Civil Defense & Disaster Control	100.00	Reserve For Uncollected Taxes		1989 Taxes Cancelled, Abated or Adjusted		
Environmental Inspection & Control		CAPITAL OUTLAY TOTAL	110,742.69	Transfer to Tax Title Liens or Foreclosed		
Other Public Safety		Public Enterprises		Balance Outstanding Dec. 31, 1989		
PUBLIC WORKS		Recreation-Culture		PRIOR YEARS TAXES OUTSTANDING		
Streets and Drainage	900.00	Public Works		Balance January 1, 1989		
Sewers and Sewage Processing		Buildings and Grounds	110,742.69	Collected in 1989		
Garbage and Trash Disposal		Library and Education		Cancelled, Abated or Adjusted 1989		
Public Buildings and Grounds	6,001.00	Conservation		Transfers to Tax Title Liens or Foreclosed		
Other Public Works		All Other		Balance December 31, 1989		
HEALTH and WELFARE		CAPITAL DEBT AUTHORIZED, DECEMBER 31, 1989				TAX TITLE LIENS OUTSTANDING
Health Services Except Environmental	2,539.70	ISSUED AND UNISSUED		GROSS DEBT		Balance January 1, 1989
Welfare-Public Assistance	3,761.25	School		NET DEBT		Transferred in 1989
Hospital, Clinics, First Aid		Self-Liquidating				Cancelled, Abated or Adjusted (1989)
Animal, Insect, & Rodent Control	1,030.00	Other	121,434			Transfers to Foreclosed Property
Other Welfare Services		Total	121,434			Balance December 31, 1989
RECREATION and CONSERVATION		ISSUED AND OUTSTANDING				PROPERTY ACQUIRED BY DEED OR FORECLOSURE
Beaches and Boardwalks		School				Balance January 1, 1989
Parks, Playgrounds, Shade Trees		Self-Liquidating				Transfers From Taxes or Liens
Land Reclamation & Conservation		Other				Sale for Cash (1989)
Other Recreational Services	3,330.70	Total		105,410.70		Cancelled, Abated or Adjusted (1989)
EDUCATION (excluding schools)				105,410.70		Balance December 31, 1989
Libraries	3,206.00	EQUALIZED VALUATION BASIS FOR NET DEBT COMPUTATION				CURRENT FINANCES DECEMBER 31, 1989
Other Educational Services		REAL PROPERTY VALUATIONS				ASSETS
STATUTORY EXPENDITURES		Code Class # of Parcels % VAL'N				Cash Dec. 31, 1989
Pensions & F. L. C. A.	22,129.00	1 Vacant Land				120,391.80
Employee Fringe Benefits	26,900.00	2 Residential				Taxes Receivable
Other Statutory Expenditures	2,331.64	3 Farm				Tax Title Liens
CETA And Other Public Employment Programs		4a Commercial 1				Foreclosed Property
MUNICIPAL FUNCTIONS TOTAL	336,634.44	4b Industrial				Emergencies & Other Deferred Charges
CAPITAL IMPROVEMENTS *MEMO*	3,000.00	4c Apartments				State and Federal Aid Receivable
DEBT SERVICE		Total 1				Other Receivables
Principal Payments		Land Area .15 Sq. Miles				Total
Interest Payments		Net Valuation Taxable-Municipal	3,352,469			LIABILITIES, RESERVES, AND SURPLUS
DEFERRED CHARGES		Net Valuation Taxable-County	3,992,221			Cash Liabilities
SCHOOL, COUNTY, SPECIAL DISTRICT TAXES	105,252.32	State Equalized Valuation	3,043,374			Reserves for Receivables
RESERVE FOR UNCOLLECTED TAXES		State Equalization Ratio	100.24			Surplus Dec. 31, 1989
EXPENDITURES TOTAL	442,332.32					Total

Population 1980 2,162
 Population 1990 1,809
 S & P Rating
 Moody Rating A

General Tax Rate Per \$100. 1.24
 State Equalized Tax Rate .87

AVALON BOROUGH - CAPE MAY COUNTY

Form of Government:

Mayor-Council Plan B (OMCL 50)

Number of Members on Governing Body - 5

PER CAPITA:

Gross Debt 9,032.33
 Net Debt 4,081.79
 Debt Service 731.55
 Total Tax Levy 6,109.12
 Municipal Expenditures 4,163.78

PER CENT:

Gross Debt 1.51
 Net Debt .68
 Tax Levy Collected 96.19
 Tax Levy Cancelled, Abated or Adjusted

EXPENDITURES		REVENUES-REALIZED			1989 PROPERTY TAX	
GENERAL GOVERNMENT					STATE EQUALIZED TAX RATE .40	
Governing Body & Public Boards	103,335.90	1989 Property Taxes Collected	10,625,490.99		Local District School Taxes	1,241,367.50
Municipal Clerk	106,390.68	1989 Payments in Lieu of Taxes			Regional & Consolidated School Tax	
Financial Administration	155,467.41	Delinquent Tax & Lien Collections	307,960.96		School Taxes in Municipal Budget	
Assessment of Taxes	47,430.17	Business Personalty Replacement Taxes	31,032.60		County Taxes	4,729,346.31
Collection of Taxes	36,305.83	Taxes from Public Utilities	463,524.00		County Library Taxes	232,204.96
Planning, Housing & Development	99,470.03	Other Miscellaneous Tax Revenues			Local Municipal Purpose Taxes	4,756,000.00
Human Resources	53,569.00	State Aid Revenues	167,349.27		Veteran & Senior Citizen Taxes	25,900.00
Elections	6,000.00	Federal Aid Revenues			Total Taxes for Rate Computation	10,984,818.77
General Administration (other)	530,636.74	State and Local Fiscal Assistance Act Utilized			Special District Taxes	
JUDICIARY		Sale of Acquired Property			Bank Corp. Taxes	
Municipal Courts	34,652.74	Other Miscellaneous Revenues	1,315,759.81		Added and Omitted Taxes	92,483.41
PUBLIC SAFETY		Total	12,911,117.63		Total Taxes Levied - ABSTRACT	11,051,402.18
Fire Protection	80,503.38	Prior Years Surplus Appropriated	725,000.00		Total Taxes Billed	11,046,110.46
Police Protection	1,207,235.38	REVENUES TOTAL	13,636,117.63		1989 TAXES COLLECTED	10,625,490.99
Civil Defense & Disaster Control	6,862.50	Reserve For Uncollected Taxes	368,000.00		1989 Taxes Cancelled, Abated or Adjusted	206.38
Environmental Inspection & Control	121,441.71	CAPITAL OUTLAY TOTAL	3,536,580.61		Transfer to Tax Title Liens or Foreclosed	
Other Public Safety		Public Enterprises	1,615,467.77		Balance Outstanding Dec. 31, 1989	420,413.09
PUBLIC WORKS		Recreation-Culture			PRIOR YEARS TAXES OUTSTANDING	
Streets and Drainage	626,904.77	Public Works	1,921,212.84		Balance January 1, 1989	308,743.10
Sewers and Sewage Processing		Buildings and Grounds			Collected in 1989	307,960.96
Garbage and Trash Disposal	691,100.00	Library and Education			Cancelled, Abated or Adjusted 1989	77.19
Public Buildings and Grounds	424,188.36	Conservation			Transfers to Tax Title Liens or Foreclosed	
Other Public Works		All Other			Balance December 31, 1989	704.95
HEALTH and WELFARE		CAPITAL DEBT AUTHORIZED, DECEMBER 31, 1989			TAX TITLE LIENS OUTSTANDING	
Health Services Except Environmental		ISSUED AND UNISSUED			Balance January 1, 1989	15,217.95
Welfare-Public Assistance	1,439.92	Schaal			Transfer From Taxes	
Hospital, Clinics, First Aid	4,500.00	Self-Liquidating	9,930,890		Redeemed in 1989	
Animal, Insect, & Rodent Control	7,329.01	Other	7,408,593		Cancelled, Abated or Adjusted (1989)	
Other Welfare Services		Total	16,339,483		Transfers to Foreclosed Property	
RECREATION and CONSERVATION		ISSUED AND OUTSTANDING			Balance December 31, 1989	15,217.95
Beaches and Boardwalks	335,600.00	Schaal			PROPERTY ACQUIRED BY DEED OR FORECLOSURE	
Parks, Playgrounds, Shade Trees		Self-Liquidating	5,722,000.00		Balance January 1, 1989	134,380.20
Land Reclamation & Conservation	63,033.34	Other	6,300,000.00		Transfers From Taxes or Liens	
Other Recreational Services	117,545.29	Total	12,022,000.00		Sale for Cash (1989)	
EDUCATION (excluding schools)		EQUALIZED VALUATION BASIS FOR NET DEBT COMPUTATION	1,084,927,850		Cancelled, Abated or Adjusted (1989)	
Libraries		REAL PROPERTY VALUATIONS			Balance December 31, 1989	134,380.20
Other Educational Services		Code Class # of Parcels % VAL'N			CURRENT FINANCES DECEMBER 31, 1989	
STATUTORY EXPENDITURES		1 Vacant Land 425 5.13	45,283,500.00		ASSETS	
Pensions & F. I. C. A.	445,624.36	2 Residential 4516 39.95	784,476,600.00		Cash Dec. 31, 1989	1,082,200.42
Employee Fringe Benefits	420,000.00	3 Farm			Taxes Receivable	421,118.04
Other Statutory Expenditures	100.00	4a Commercial 105 5.76	50,795,200.00		Tax Title Liens	15,217.95
CETA And Other Public Employment Programs		4b Industrial			Foreclosed Property	134,380.20
MUNICIPAL FUNCTIONS TOTAL	5,782,435.52	4c Apartments 4 .15	1,330,900.00		Emergencies & Other Deferred Charges	221,500.00
CAPITAL IMPROVEMENTS	50,000.00	Total 5050	881,836,200.00		State and Federal Aid Receivable	2,511.92
DEBT SERVICE		Land Area 5.02 Sq. Miles			Other Receivables	511,863.56
Principal Payments	825,000.00	Net Valuation Taxable-Municipal	695,007,459		Total	2,388,792.09
Interest Payments	493,372.50	Net Valuation Taxable-County	1,104,440,775		LIABILITIES, RESERVES, AND SURPLUS	
DEFERRED CHARGES		State Equalized Valuation	1,260,444,042		Cash Liabilities	938,437.86
SCHOOL, COUNTY, SPECIAL DISTRICT TAXES	53,422.65	State Equalization Ratio	70.1%		Reserves for Receivables	1,082,579.75
RESERVE FOR UNCOLLECTED TAXES	6,202,918.77				Surplus Dec. 31, 1989	367,774.48
EXPENDITURES TOTAL	13,735,199.44				Total	2,388,792.09

1305
 Population 1980 2,337
 Population 1990 2,155
 S & P Rating
 Moody Rating A

General Tax Rate Per \$100. 1.30
 State Equalized Tax Rate 1.55

AVON-BY-THE-SEA BORO. - MONMOUTH CO.

Form of Government:
 Commission (1911)

Number of Members on Governing Body - 3

PER CAPITA: Gross Debt 707.03 PER CENT: Gross Debt .79
 Net Debt 474.45 Net Debt .53
 Debt Service 84.55 Tax Levy Collected 93.52
 Total Tax Levy 1,574.49 Tax Levy Cancelled, Abated
 Municipal Expenditures 979.32 or Adjusted

EXPENDITURES		REVENUES-REALIZED		1989 PROPERTY TAX	
GENERAL GOVERNMENT		REVENUES-REALIZED		STATE EQUALIZED TAX RATE	
Governing Body & Public Boards	50,274.00	1989 Property Taxes Collected	3,183,044.05	Local District School Taxes	.47 1,016,125.00
Municipal Clerk	5,000.00	1989 Payments in Lieu of Taxes		Regional & Consolidated School Tax	
Financial Administration	4,532.00	Delinquent Tax & Lien Collections	84,362.88	School Taxes in Municipal Budget	
Assessment of Taxes	25,472.65	Business Personalty Replacement Taxes	13,967.40	County Taxes	.37 * 304,003.56
Collection of Taxes	5,700.00	Taxes from Public Utilities	134,233.00	County Library Taxes	
Planning, Housing & Development	4,000.00	Other Miscellaneous Tax Revenues	34,659.35	Local Municipal Purpose Taxes	.73 1,583,721.00
Human Resources	6,374.34	State Aid Revenues		Veteran & Senior Citizen Taxes	13,200.00
Elections	6,912.50	Federal Aid Revenues		Total Taxes for Rate Computation	1.57 3,422,549.56
General Administration (other)	23,726.96	State and Local Fiscal Assistance Act Utilized		Special District Taxes	
JUDICIARY		Sole of Acquired Property		Bank Corp. Taxes	
Municipal Courts	1,259.15	Other Miscellaneous Revenues	123,404.05	Added and Omitted Taxes	4,312.83
PUBLIC SAFETY		Total	3,653,673.25	Total Taxes Levied - ABSTRACT	3,403,762.39
Fire Protection	557,322.35	Prior Years Surplus Appropriated	216,712.00	Total Taxes Billed	3,403,762.39
Police Protection	200.00	REVENUES TOTAL	3,870,385.25	1989 TAXES COLLECTED	3,183,044.05
Civil Defense & Disaster Control	16,307.91	Reserve For Uncollected Taxes	240,437.75	1989 Taxes Cancelled, Abated or Adjusted	
Environmental Inspection & Control		CAPITAL OUTLAY TOTAL	147,156.79	Transfer to Tax Title Liens or Foreclosed	40.91
Other Public Safety				Balance Outstanding Dec. 31, 1989	220,671.43
PUBLIC WORKS				PRIOR YEARS TAXES OUTSTANDING	
Streets and Drainage	244,118.77	Public Enterprises	1,531.25	Balance January 1, 1989	32,369.03
Sewers and Sewage Processing	213,542.00	Recreation-Culture	6,477.10	Collected in 1989	21,724.41
Garbage and Trash Disposal	43,380.54	Public Works	139,155.74	Cancelled, Abated or Adjusted 1989	168.98
Public Buildings and Grounds		Buildings and Grounds		Transfers to Tax Title Liens or Foreclosed	
Other Public Works		Library and Education		Balance December 31, 1989	475.64
HEALTH and WELFARE		Conservation		TAX TITLE LIENS OUTSTANDING	
Health Services Except Environmental	2,450.00	All Other		Balance January 1, 1989	2,839.85
Welfare-Public Assistance		CAPITAL DEBT AUTHORIZED, DECEMBER 31, 1989		Transfer From Taxes	40.91
Hospital, Clinics, First Aid	2,500.00	ISSUED AND UNISSUED		Redeemed in 1989	2,638.47
Animal, Insect, & Rodent Control		School		Cancelled, Abated or Adjusted (1989)	
Other Welfare Services		Self-Liquidating	492,824	Transfers to Foreclosed Property	
RECREATION and CONSERVATION		Other	1,027,134	Balance December 31, 1989	243.29
Beaches and Boardwalks	30.00	Total	1,520,009	PROPERTY ACQUIRED BY DEED OR FORECLOSURE	
Parks, Playgrounds, Shade Trees		ISSUED AND OUTSTANDING		Balance January 1, 1989	3,875.00
Land Reclamation & Conservation		School		Transfers From Taxes or Liens	
Other Recreational Services	29,454.00	Self-Liquidating	328,250.00	Sale for Cash (1989)	
EDUCATION (excluding schools)		Other	1,021,515.00	Cancelled, Abated or Adjusted (1989)	
Libraries	45,770.00	Total	1,349,765.00	Balance December 31, 1989	3,875.00
Other Educational Services		EQUALIZED VALUATION BASIS FOR NET DEBT COMPUTATION	192,034,679	CURRENT FINANCES DECEMBER 31, 1989	
STATUTORY EXPENDITURES		REAL PROPERTY VALUATIONS		ASSETS	
Pensions & F. L. C. A.	137,033.17	Code Class # of Parcels % VAL'N		Cash Dec. 31, 1989	751,993.65
Employee Fringe Benefits	99,432.46	1 Vacant Land 25 1.74		Taxes Receivable	221,147.07
Other Statutory Expenditures		2 Residential 913 37.31		Tax Title Liens	248.29
CETA And Other Public Employment Programs	1,655,339.33	3 Form		Foreclosed Property	3,375.00
MUNICIPAL FUNCTIONS TOTAL	1,655,339.33	4a Commercial 52 3.53		Emergencies & Other Deferred Charges	174,225.14
CAPITAL IMPROVEMENTS * MEMO *		4b Industrial 2 .37		State and Federal Aid Receivable	13,077.55
DEBT SERVICE		4c Apartments 3 2.04		Other Receivables	69,334.92
Principal Payments	120,000.00	Total 1000		Total	1,233,951.62
Interest Payments	63,042.00	Land Area .40 Sq. Miles		LIABILITIES, RESERVES, AND SURPLUS	
DEFERRED CHARGES	41,400.00	Net Valuation Taxable-Municipal	261,454,926	Cash Liabilities	678,200.13
SCHOOL, COUNTY, SPECIAL DISTRICT TAXES	1,320,723.56	Net Valuation Taxable-County	196,650,421	Reserves for Receivables	294,655.28
RESERVE FOR UNCOLLECTED TAXES	240,437.75	State Equalized Valuation	217,752,355	Surplus Dec. 31, 1989	261,096.21
EXPENDITURES TOTAL	3,940,947.64	State Equalization Ratio	120.10	Total	1,233,951.62

1537
 Population 1980 8,702
 Population 1990 12,235
 S & P Rating
 Moody Rating 444

General Tax Rate Per \$100. 2.32
 State Equalized Tax Rate 1.24

BARNEGAT TOWNSHIP - OCEAN COUNTY

Form of Government:

Township Committee

Number of Members on Governing Body - 3

PER CAPITA: Gross Debt 1,616.63 PER CENT: Gross Debt 4.60
 Net Debt 342.05 Net Debt .99
 Debt Service 12.89 Tax Levy Collected 92.80
 Total Tax Levy 834.09 Tax Levy Cancelled, Abated
 Municipal Expenditures 413.73 or Adjusted .67

EXPENDITURES		REVENUES-REALIZED		1989 PROPERTY TAX	
GENERAL GOVERNMENT		REVENUES-REALIZED		STATE EQUALIZED TAX RATE	
Governing Body & Public Boards		1989 Property Taxes Collected	2,629,817.28	Local District School Taxes	1.02 5,462,443.00
Municipal Clerk	57,730.00	1989 Payments in Lieu of Taxes		Regional & Consolidated School Tax	
Financial Administration	84,451.00	Delinquent Tax & Lien Collections	512,762.79	School Taxes in Municipal Budget	
Assessment of Taxes	83,130.50	Business Personalty Replacement Taxes	14,785.64	County Taxes	* 1,910,204.75
Collection of Taxes	95,145.50	Taxes from Public Utilities	549,108.00	County Library Taxes	.02 125,295.23
Planning, Housing & Development	58,835.00	Other Miscellaneous Tax Revenues		Local Municipal Purpose Taxes	.44 2,336,000.00
Human Resources	44,319.70	State Aid Revenues	91,833.08	Veteran & Senior Citizen Taxes	109,000.00
Elections		Federal Aid Revenues		Total Taxes for Rate Computation	1.84 9,942,947.98
General Administration (other)	462,767.00	State and Local Fiscal Assistance Act Utilized		Special District Taxes	
JUDICIARY		Sale of Acquired Property	334,299.91	Bank Corp. Taxes	
Municipal Courts	70,352.00	Other Miscellaneous Revenues	1,365,104.44	Added and Omitted Taxes	615,792.91
PUBLIC SAFETY		Total	12,567,711.14	Total Taxes Levied - ABSTRACT	10,449,740.89
Fire Protection	57,742.14	Prior Years Surplus Appropriated	1,000,000.00	Total Taxes Billed	10,452,760.58
Police Protection	1,041,077.63	REVENUES TOTAL	13,567,711.14	1989 TAXES COLLECTED	9,699,817.28
Civil Defense & Disaster Control	250.00	Reserve For Uncollected Taxes	906,000.00	1989 Taxes Cancelled, Abated or Adjusted	69,676.86
Environmental Inspection & Control	32,370.00	CAPITAL OUTLAY TOTAL		Transfer to Tax Title Liens or Foreclosed	84,660.06
Other Public Safety		Public Enterprises		Balance Outstanding Dec. 31, 1989	598,606.38
PUBLIC WORKS		Recreation-Culture		PRIOR YEARS TAXES OUTSTANDING	
Streets and Drainage	222,925.00	Public Works		Balance January 1, 1989	544,189.54
Sewers and Sewage Processing	465,000.00	Buildings and Grounds		Collected in 1989	481,538.12
Garbage and Trash Disposal		Library and Education		Cancelled, Abated or Adjusted 1989	12,155.79
Public Buildings and Grounds	78,804.67	Conservation		Transfers to Tax Title Liens or Foreclosed	36,324.34
Other Public Works	217,766.00	All Other		Balance December 31, 1989	13,671.29
HEALTH and WELFARE		CAPITAL DEBT AUTHORIZED, DECEMBER 31, 1989		TAX TITLE LIENS OUTSTANDING	
Health Services Except Environmental		ISSUED AND UNISSUED		Balance January 1, 1989	160,206.15
Welfare-Public Assistance	19,700.00	School	11,490,000	Transfer From Taxes	127,871.34
Hospital, Clinics, First Aid	50.00	Self-Liquidating	3,894,433	Redeemed in 1989	31,224.67
Animal, Insect, & Rodent Control	16,770.00	Other	4,395,600	Cancelled, Abated or Adjusted (1989)	12,326.09
Other Welfare Services		Total	19,780,033	Transfers to Foreclosed Property	
RECREATION and CONSERVATION		ISSUED AND OUTSTANDING		Balance December 31, 1989	244,526.73
Beaches and Boardwalks		School	11,490,000.00	PROPERTY ACQUIRED BY DEED OR FORECLOSURE	
Parks, Playgrounds, Shade Trees	1,950.00	Self-Liquidating	3,609,985.38	Balance January 1, 1989	
Land Reclamation & Conservation	114,286.00	Other	3,193,280.88	Transfers From Taxes or Liens	
Other Recreational Services	97,438.00	Total	18,293,266.26	Sale-for Cash (1989)	
EDUCATION (excluding schools)		EQUALIZED VALUATION BASIS FOR NET DEBT COMPUTATION	430,218,250	Cancelled, Abated or Adjusted (1989)	
Libraries		REAL PROPERTY VALUATIONS		Balance December 31, 1989	
Other Educational Services	750.00	Code Class # of Parcels % VAL'N ASSESSED VALUATION		CURRENT FINANCES DECEMBER 31, 1989	
STATUTORY EXPENDITURES		1 Vocant Land 4608 14.83 62,141,720.00		ASSETS	
Pensions & F. L. C. A.	235,000.00	2 Residential 3768 79.09 331,326,900.00		Cash Dec. 31, 1989	3,690,757.25
Employee Fringe Benefits	287,595.00	3 Farm 20 .11 464,900.00		Taxes Receivable	612,277.67
Other Statutory Expenditures	17,424.16	4a Commercial 85 5.77 24,157,400.00		Tax Title Liens	244,526.73
CETA And Other Public Employment Programs		4b Industrial 7 .20 845,200.00		Foreclosed Property	
MUNICIPAL FUNCTIONS TOTAL	3,877,859.30	4c Apartments		Emergencies & Other Deferred Charges	142,800.00
CAPITAL IMPROVEMENTS *MEMO*	50,000.00	Total	8488	State and Federal Aid Receivable	5,857.97
DEBT SERVICE		Land Area 34.90 Sq. Miles		Other Receivables	1,254,531.42
Principal Payments	115,000.00	Net Valuation Taxable-Municipal	424,739,779	Total	5,950,751.04
Interest Payments	123,358.96	Net Valuation Taxable-County	483,952,802	LIABILITIES, RESERVES, AND SURPLUS	
DEFERRED CHARGES		State Equalized Valuation	533,763,483	Cash Liabilities	1,643,568.02
SCHOOL, COUNTY, SPECIAL DISTRICT TAXES	7,497,947.98	State Equalization Ratio	79.35	Reserves for Receivables	2,232,535.82
RESERVE FOR UNCOLLECTED TAXES	906,000.00			Surplus Dec. 31, 1989	2,074,647.20
EXPENDITURES TOTAL	12,560,566.24			Total	5,950,751.04

1501

BARNEGAT LIGHT BOROUGH - OCEAN CO.

PER CAPITA:

PER CENT:

Population 1980 619
 Population 1990 675
 S & P Rating
 Moody Rating

General Tax Rate Per \$100. .72
 State Equalized Tax Rate .73

Form of Government:
 Borough Council

Number of Members on Governing Body - 6

Gross Debt 482.62
 Net Debt 240.74
 Debt Service
 Total Tax Levy 3,888.73
 Municipal Expenditures 1,698.03
 Gross Debt .11
 Net Debt .05
 Tax Levy Collected 95.00
 Tax Levy Cancelled, Abated or Adjusted

EXPENDITURES		REVENUES-REALIZED		1989 PROPERTY TAX	
GENERAL GOVERNMENT		REVENUES-REALIZED		STATE EQUALIZED TAX RATE	
Governing Body & Public Boards		1989 Property Taxes Collected	2,473,575.95	Local District School Taxes	
Municipal Clerk		1989 Payments in Lieu of Taxes		Regional & Consolidated School Tax	.23
Financial Administration	24,900.00	Delinquent Tax & Lien Collections	97,574.31	School Taxes in Municipal Budget	
Assessment of Taxes	17,130.00	Business Personalty Replacement Taxes	5,990.08	County Taxes	.34
Collection of Taxes	23,800.00	Taxes from Public Utilities	78,213.00	County Library Taxes	.02
Planning, Housing & Development	9,275.00	Other Miscellaneous Tax Revenues		Local Municipal Purpose Taxes	.14
Human Resources	25,204.76	State Aid Revenues	25,650.43	Veteran & Senior Citizen Taxes	
Elections		Federal Aid Revenues		Total Taxes for Rate Computation	.73
General Administration (other)	111,469.00	State and Local Fiscal Assistance Act Utilized		Special District Taxes	
JUDICIARY		Sole of Acquired Property		Bank Corp. Taxes	
Municipal Courts	9,640.00	Other Miscellaneous Revenues	317,402.59	Added and Omitted Taxes	
PUBLIC SAFETY		Total	3,013,491.91	Total Taxes Levied - ABSTRACT	
Fire Protection	11,375.76	Prior Years Surplus Appropriated	242,700.00	Total Taxes Billed	2,624,391.36
Police Protection	122,509.00	REVENUES TOTAL	3,261,191.91	1989 TAXES COLLECTED	2,493,575.95
Civil Defense & Disaster Control	2,625.00	Reserve For Uncollected Taxes	235,825.00	1989 Taxes Cancelled, Abated or Adjusted	
Environmental Inspection & Control	15,600.00	CAPITAL OUTLAY TOTAL	41,578.93	Transfer to Tax Title Liens or Foreclosed	
Other Public Safety		PUBLIC ENTERPRISES		Balance Outstanding Dec. 31, 1989	131,315.41
PUBLIC WORKS		Public Enterprises		PRIOR YEARS TAXES OUTSTANDING	
Streets and Drainage	73,275.00	Recreation-Culture		Balance January 1, 1989	99,123.57
Sewers and Sewage Processing		Public Works	32,770.02	Collected in 1989	97,574.01
Garbage and Trash Disposal	194,475.00	Buildings and Grounds	2,828.91	Cancelled, Abated or Adjusted 1989	
Public Buildings and Grounds	24,000.00	Library and Education		Transfers to Tax Title Liens or Foreclosed	
Other Public Works		Conservation		Balance December 31, 1989	1,553.76
HEALTH and WELFARE		All Other		TAX TITLE LIENS OUTSTANDING	
Health Services Except Environmental	19,875.00	CAPITAL DEBT AUTHORIZED, DECEMBER 31, 1989		Balance January 1, 1989	
Welfare-Public Assistance	2,000.00	ISSUED AND UNISSUED		Transfer From Taxes	
Hospital, Clinics, First Aid	1,000.00	School	163,206	Redeemed in 1989	
Animal, Insect, & Rodent Control	4,100.00	Self-Liquidating		Cancelled, Abated or Adjusted (1989)	
Other Welfare Services		Other	162,500	Transfers to Foreclosed Property	
RECREATION and CONSERVATION		Total	325,706	Balance December 31, 1989	
Beaches and Boardwalks	101,109.00	ISSUED AND OUTSTANDING		PROPERTY ACQUIRED BY DEED OR FORECLOSURE	
Parks, Playgrounds, Shade Trees	5,290.00	School	163,206.35	Balance January 1, 1989	38,250.00
Land Reclamation & Conservation	13,600.00	Self-Liquidating		Transfers From Taxes or Liens	
Other Recreational Services	15,650.00	Other		Sole for Cash (1989)	
EDUCATION (excluding schools)		Total	163,206.35	Cancelled, Abated or Adjusted (1989)	
Libraries	250.00	EQUALIZED VALUATION BASIS		Balance December 31, 1989	38,250.00
Other Educational Services		FOR NET DEBT COMPUTATION	303,934.502	CURRENT FINANCES DECEMBER 31, 1989	
STATUTORY EXPENDITURES		REAL PROPERTY VALUATIONS		ASSETS	
Pensions & F. L. C. A.	31,055.99	Code Class # of Parcels % VAL'N		Cash Dec. 31, 1989	820,404.31
Employee Fringe Benefits	6,553.01	1 Vacant Land 127 7.42	27,115,300.00	Taxes Receivable	132,369.17
Other Statutory Expenditures	3,126.24	2 Residential 1032 64.64	307,711,009.00	Tax Title Liens	
CETA And Other Public Employment Programs		3 Farm		Foreclosed Property	38,250.00
MUNICIPAL FUNCTIONS TOTAL	874,004.20	4a Commercial 4 7.23	26,422,375.00	Emergencies & Other Deferred Charges	94,322.60
CAPITAL IMPROVEMENTS ** E M J *		4b Industrial		State and Federal Aid Receivable	50,774.15
DEBT SERVICE		4c Apartments 4 .60	2,166,100.00	Other Receivables	29,298.57
Principal Payments		Total 1237	302,715,704.00	Total	1,172,210.30
Interest Payments		Land Area .75 Sq. Miles		LIABILITIES, RESERVES, AND SURPLUS	
DEFERRED CHARGES	30,375.00	Net Valuation Taxable-Municipal	363,173,565	Cash Liabilities	520,297.44
SCHOOL, COUNTY, SPECIAL DISTRICT TAXES	2,120,207.58	Net Valuation Taxable-County	315,721,793	Reserves for Receivables	200,417.74
RESERVE FOR UNCOLLECTED TAXES	235,825.00	State Equalized Valuation	360,197,800	Surplus Dec. 31, 1989	445,503.62
EXPENDITURES TOTAL	3,267,412.73	State Equalization Ratio	100.93	Total	1,172,210.30

0403

Population 1980 7,413
 Population 1990 6,774
 S & P Rating
 Moody Rating A

General Tax Rate Per \$100. 3.87
 State Equalized Tax Rate 2.86

BARRINGTON BOROUGH - CAMDEN CO.

Form of Government:

Borough Council

Number of Members on Governing Body - 6

PER CAPITA: Grass Debt 372.53 PER CENT: Gross Debt 1.28
 Net Debt 335.43 Net Debt 1.16
 Debt Service 52.64 Tax Levy Collected 97.85
 Total Tax Levy 945.03 Tax Levy Cancelled, Abated
 Municipal Expenditures 464.93 or Adjusted .08

EXPENDITURES		REVENUES-REALIZED		1989 PROPERTY TAX	
GENERAL GOVERNMENT		1989 Property Taxes Collected 6,264,592.51		STATE EQUALIZED TAX RATE 1.09	
Governing Body & Public Boards		1989 Payments in Lieu of Taxes		Local District School Taxes 2,436,777.25	
Municipal Clerk		Delinquent Tax & Lien Collections 147,440.73		Regional & Consolidated School Tax	
Financial Administration 30,791.32		Business Personalty Replacement Taxes 241,286.48		School Taxes in Municipal Budget	
Assessment of Taxes 25,447.50		Taxes from Public Utilities 398,006.00		County Taxes .89 1,982,235.59	
Collection of Taxes 16,029.56		Other Miscellaneous Tax Revenues		County Library Taxes .02 52,455.17	
Planning, Housing & Development 19,046.00		State Aid Revenues 127,382.41		Local Municipal Purpose Taxes .85 1,907,000.49	
Human Resources 65,311.02		Federal Aid Revenues		Veteran & Senior Citizen Taxes 99,150.00	
Elections		State and Local Fiscal Assistance Act Utilized		Total Taxes for Rate Computation 2.85 6,477,618.50	
General Administration (other) 381,376.27		Sale of Acquired Property		Special District Taxes	
JUDICIARY		Other Miscellaneous Revenues 323,274.70		Bank Corp. Taxes	
Municipal Courts 39,854.90		Total 7,501,982.83		Added and Omitted Taxes 23,163.63	
PUBLIC SAFETY		Prior Years Surplus Appropriated 247,154.00		Total Taxes Levied - ABSTRACT 6,401,632.13	
Fire Protection 62,470.68		REVENUES TOTAL 7,749,136.83		Total Taxes Billed 6,402,146.63	
Police Protection 637,962.90		Reserve For Uncollected Taxes 275,093.85		1989 TAXES COLLECTED 6,264,592.51	
Civil Defense & Disaster Control 7,500.00		CAPITAL OUTLAY TOTAL 230,924.60		1989 Taxes Cancelled, Abated or Adjusted 5,074.98	
Environmental Inspection & Control 19,799.60		Public Enterprises 547.80		Transfer to Tax Title Liens or Foreclosed 17,009.10	
Other Public Safety		Recreation-Culture		Balance Outstanding Dec. 31, 1989 115,470.04	
PUBLIC WORKS		Public Works 142,565.17		PRIOR YEARS TAXES OUTSTANDING	
Streets and Drainage 269,676.50		Buildings and Grounds 87,811.63		Balance January 1, 1989 162,075.42	
Sewers and Sewage Processing		Library and Education		Collected in 1989 137,864.25	
Garbage and Trash Disposal 341,550.04		Conservation		Cancelled, Abated or Adjusted 1989 1,042.26	
Public Buildings and Grounds 25,400.00		All Other		Transfers to Tax Title Liens or Foreclosed 9,164.02	
Other Public Works 16,700.00		CAPITAL DEBT AUTHORIZED, DECEMBER 31, 1989		Balance December 31, 1989 14,004.89	
HEALTH and WELFARE		ISSUED AND UNISSUED		TAX TITLE LIENS OUTSTANDING	
Health Services Except Environmental 7,140.00		GROSS DEBT		Balance January 1, 1989 49,930.03	
Welfare-Public Assistance 2,912.00		NET DEBT		Transfer From Taxes 28,338.48	
Hospital, Clinics, First Aid		School 50,000.00		Redeemed in 1989 9,576.48	
Animal, Insect, & Rodent Control		Self-Liquidating 175,299.25		Cancelled, Abated or Adjusted (1989) 406.59	
Other Welfare Services		Other 2,292,199.85		Transfers to Foreclosed Property 68,285.44	
RECREATION and CONSERVATION		Total 2,523,497.00		Balance December 31, 1989 68,285.44	
Beaches and Boardwalks		ISSUED AND OUTSTANDING		PROPERTY ACQUIRED BY DEED OR FORECLOSURE	
Parks, Playgrounds, Shade Trees 14,350.00		School 50,000.00		Balance January 1, 1989 25,342.00	
Land Reclamation & Conservation 122,544.00		Self-Liquidating 175,299.25		Transfers From Taxes or Liens	
Other Recreational Services 7,000.00		Other 2,297,750.00		Sale for Cash (1989)	
EDUCATION (excluding schools)		Total 2,523,049.25		Cancelled, Abated or Adjusted (1989)	
Libraries		EQUALIZED VALUATION BASIS FOR NET DEBT COMPUTATION 126,393,305		Balance December 31, 1989 25,342.00	
Other Educational Services		REAL PROPERTY VALUATIONS		CURRENT FINANCES DECEMBER 31, 1989	
STATUTORY EXPENDITURES		Code Class # of Parcels % VAL'N		ASSETS	
Pensions & F. L. C. A. 204,270.01		1 Vacant Land 60 .52 1,013,050.00		Cash Dec. 31, 1989 873,490.65	
Employee Fringe Benefits 179,376.30		2 Residential 1984 75.77 124,392,250.00		Taxes Receivable 129,474.93	
Other Statutory Expenditures 6,735.01		3 Farm 2 .13 217,900.00		Tax Title Liens 68,285.44	
CETA And Other Public Employment Programs		4a Commercial 60 6.17 10,121,700.00		Foreclosed Property 25,342.00	
MUNICIPAL FUNCTIONS TOTAL 2,502,402.81		4b Industrial 11 10.58 17,371,100.00		Emergencies & Other Deferred Charges 1,636.68	
CAPITAL IMPROVEMENTS * M E M O * 39,807.00		4c Apartments 8 6.74 11,060,000.00		State and Federal Aid Receivable 8,254.36	
DEBT SERVICE		Total 2125 164,176,000.00		Other Receivables 5,680.10	
Principal Payments 225,000.00		Land Area 1.59 Sq. Miles		Total 1,112,164.16	
Interest Payments 131,552.00		Net Valuation Taxable-Municipal 164,265,441		LIABILITIES, RESERVES, AND SURPLUS	
DEFERRED CHARGES 15,417.35		Net Valuation Taxable-County 199,979,165		Cash Liabilities 340,925.68	
SCHOOL, COUNTY, SPECIAL DISTRICT TAXES 4,471,468.01		State Equalized Valuation 223,009,257		Reserves for Receivables 228,782.47	
RESERVE FOR UNCOLLECTED TAXES 275,093.85		State Equalization Ratio 73.38		Surplus Dec. 31, 1989 542,456.01	
EXPENDITURES TOTAL 7,620,934.05				Total 1,112,164.16	

0201
 Population 1980 1,344
 Population 1990 1,530
 S & P Rating
 Moody Rating

General Tax Rate Per \$100. 3.00
 State Equalized Tax Rate 1.97

BASS RIVER TOWNSHIP - BURLINGTON CO.

Form of Government:
 Commission (1911)

Number of Members on Governing Body - 3

PER CAPITA: PER CENT:
 Gross Debt 1,862.67 Gross Debt 4.85
 Net Debt 740.67 Net Debt 1.91
 Debt Service 13.56 Tax Levy Collected 39.25
 Total Tax Levy 874.51 Tax Levy Cancelled, Abated
 Municipal Expenditures 389.74 or Adjusted

EXPENDITURES		REVENUES-REALIZED		1989 PROPERTY TAX	
GENERAL GOVERNMENT		REVENUES-REALIZED		STATE EQUALIZED TAX RATE	
Governing Body & Public Boards		1989 Property Taxes Collected	1,233,391.49	Local District School Taxes	.66 457,898.00
Municipal Clerk		1989 Payments in Lieu of Taxes		Regional & Consolidated School Tax	.66 457,254.50
Financial Administration	17,000.00	Delinquent Tax & Lien Collections	151,124.08	School Taxes in Municipal Budget	
Assessment of Taxes	10,300.00	Business Personalty Replacement Taxes	22,269.93	County Taxes	.55 394,982.81
Collection of Taxes	21,000.00	Taxes from Public Utilities	34,620.00	County Library Taxes	.03 22,066.46
Planning, Housing & Development	3,100.00	Other Miscellaneous Tax Revenues		Local Municipal Purpose Taxes	.06 44,000.00
Human Resources	1,777.01	State Aid Revenues	4,311.33	Veteran & Senior Citizen Taxes	
Elections		Federal Aid Revenues		Total Taxes for Rate Computation	1.96 1,386,093.77
General Administration (other)	87,530.00	State and Local Fiscal Assistance Act Utilized		Special District Taxes	
JUDICIARY		Sale of Acquired Property		Bank Corp. Taxes	
Municipal Courts	45,500.00	Other Miscellaneous Revenues	207,501.72	Added and Omitted Taxes	15,691.43
PUBLIC SAFETY		Total	1,703,218.50	Total Taxes Levied - ABSTRACT	1,381,335.20
Fire Protection	14,000.00	Prior Years Surplus Appropriated	262,415.00	Total Taxes Billed	1,381,885.20
Police Protection	4,400.00	REVENUES TOTAL	1,965,633.50	1989 TAXES COLLECTED	1,233,391.49
Civil Defense & Disaster Control	1,000.00	Reserve For Uncollected Taxes	172,500.00	1989 Taxes Cancelled, Abated or Adjusted	
Environmental Inspection & Control	13,000.00	CAPITAL OUTLAY TOTAL	729,847.23	Transfer to Tax Title Liens or Foreclosed	
Other Public Safety		Public Enterprises		Balance Outstanding Dec. 31, 1989	148,493.71
PUBLIC WORKS		Recreation-Culture		PRIOR YEARS TAXES OUTSTANDING	
Streets and Drainage	37,200.00	Public Works	729,847.23	Balance January 1, 1989	166,722.23
Sewers and Sewage Processing	97,000.00	Buildings and Grounds		Collected in 1989	142,397.92
Garbage and Trash Disposal	10,200.00	Library and Education		Cancelled, Abated or Adjusted 1989	
Public Buildings and Grounds	11,000.00	Conservation		Transfers to Tax Title Liens or Foreclosed	
Other Public Works		All Other		Balance December 31, 1989	24,324.31
HEALTH and WELFARE		CAPITAL DEBT AUTHORIZED, DECEMBER 31, 1989		TAX TITLE LIENS OUTSTANDING	
Health Services Except Environmental	950.00	ISSUED AND UNISSUED		Balance January 1, 1989	90,060.44
Welfare-Public Assistance	1,730.00	School	1,804,333	Transfer From Taxes	
Hospital, Clinics, First Aid		Self-Liquidating		Redeemed in 1989	3,726.16
Animal, Insect, & Rodent Control	5,100.00	Other	1,170,290	Cancelled, Abated or Adjusted (1989)	
Other Welfare Services		Total	2,974,623	Transfers to Foreclosed Property	
RECREATION and CONSERVATION		ISSUED AND OUTSTANDING		Balance December 31, 1989	81,334.28
Beaches and Boardwalks		School	474,333.39	PROPERTY ACQUIRED BY DEED OR FORECLOSURE	
Parks, Playgrounds, Shade Trees		Self-Liquidating		Balance January 1, 1989	102,300.00
Land Reclamation & Conservation		Other	936,500.00	Transfers From Taxes or Liens	
Other Recreational Services	500.00	Total	1,410,833.39	Sale for Cash (1989)	
EDUCATION (excluding schools)		EQUALIZED VALUATION BASIS FOR NET DEBT COMPUTATION	61,345,596	Cancelled, Abated or Adjusted (1989)	
Libraries	275.00	REAL PROPERTY VALUATIONS		Balance December 31, 1989	102,300.00
Other Educational Services		Code Class # of Parcels % VAL'N	ASSESSED VALUATION	CURRENT FINANCES DECEMBER 31, 1989	
STATUTORY EXPENDITURES		1 Vacant Land 631 11.47	4,966,900.00	ASSETS	
Pensions & F. L. C. A.	16,736.60	2 Residential 501 68.60	29,712,400.00	Cash Dec. 31, 1989	918,811.93
Employee Fringe Benefits		3 Farm 20 2.28	985,600.00	Taxes Receivable	172,818.02
Other Statutory Expenditures	379.00	4a Commercial 54 17.65	7,645,100.00	Tax Title Liens	81,334.28
CETA And Other Public Employment Programs		4b Industrial		Foreclosed Property	102,300.00
MUNICIPAL FUNCTIONS TOTAL	406,517.61	4c Apartments		Emergencies & Other Deferred Charges	
CAPITAL IMPROVEMENTS *MEMO*		Total 1206	43,310,000.00	State and Federal Aid Receivable	50,179.75
DEBT SERVICE		Land Area 77.35 Sq. Miles		Other Receivables	14,169.23
Principal Payments	11,800.00	Net Valuation Taxable-Municipal	44,419,293	Total	1,339,613.21
Interest Payments	9,650.00	Net Valuation Taxable-County	66,178,842	LIABILITIES, RESERVES, AND SURPLUS	
DEFERRED CHARGES	13,744.40	State Equalized Valuation	68,876,466	Cash Liabilities	535,060.76
SCHOOL, COUNTY, SPECIAL DISTRICT TAXES	1,322,193.77	State Equalization Ratio	63.91	Reserves for Receivables	370,621.53
RESERVE FOR UNCOLLECTED TAXES	172,500.00			Surplus Dec. 31, 1989	433,930.92
EXPENDITURES TOTAL	1,936,405.78			Total	1,339,613.21

1502
 Population 1980 1,340
 Population 1990 1,226
 S & P Rating A-
 Moody Rating

General Tax Rate Per \$100. 1.57
 State Equalized Tax Rate .92

BAY HEAD BOROUGH - OCEAN COUNTY

Form of Government:

Borough Council

Number of Members on Governing Body - 6

PER CAPITA:
 Gross Debt 722.48
 Net Debt 722.48
 Debt Service 257.71
 Total Tax Levy 3,173.67
 Municipal Expenditures 1,908.85

PER CENT:
 Gross Debt .23
 Net Debt .23
 Tax Levy Collected 96.52
 Tax Levy Cancelled, Abated or Adjusted

EXPENDITURES	REVENUES-REALIZED	1989 PROPERTY TAX
GENERAL GOVERNMENT		STATE EQUALIZED TAX RATE
Governing Body & Public Boards	1989 Property Taxes Collected 3,761,745.67	Local District School Taxes .22 910,442.00
Municipal Clerk	1989 Payments in Lieu of Taxes	Regional & Consolidated School Tax
Financial Administration	Delinquent Tax & Lien Collections 92,738.37	School Taxes in Municipal Budget
Assessment of Taxes 53,130.00	Business Personalty Replacement Taxes 8,337.52	County Taxes .37 * 1,570,801.31
Collection of Taxes 31,000.00	Taxes from Public Utilities 137,061.00	County Library Taxes .02 103,023.82
Planning, Housing & Development 53,770.00	Other Miscellaneous Tax Revenues	Local Municipal Purpose Taxes .30 1,278,000.00
Human Resources 33,902.00	State Aid Revenues 20,115.37	Veteran & Senior Citizen Taxes 10,900.00
Elections 400.00	Federal Aid Revenues	Total Taxes for Rate Computation .91 3,879,167.13
General Administration (other) 193,050.00	State and Local Fiscal Assistance Act Utilized	Special District Taxes
JUDICIARY	Sale of Acquired Property	Bank Corp. Taxes
Municipal Courts 32,500.00	Other Miscellaneous Revenues 535,395.77	Added and Omitted Taxes 28,784.21
PUBLIC SAFETY	Total 4,555,443.72	Total Taxes Levied - ABSTRACT 3,897,051.34
Fire Protection 48,956.22	Prior Years Surplus Appropriated 387,700.00	Total Taxes Billed 3,897,532.91
Police Protection 300,444.26	REVENUES TOTAL 4,943,143.72	1989 TAXES COLLECTED 3,761,745.67
Civil Defense & Disaster Control 2,750.00	Reserve For Uncollected Taxes 264,780.48	1989 Taxes Cancelled, Abated or Adjusted
Environmental Inspection & Control 12,900.00	CAPITAL OUTLAY TOTAL 64,984.77	Transfer to Tax Title Liens or Foreclosed
Other Public Safety	Public Enterprises	Balance Outstanding Dec. 31, 1989 135,778.24
PUBLIC WORKS	Recreation-Culture	PRIOR YEARS TAXES OUTSTANDING
Streets and Drainage 113,600.00	Public Works 58,934.77	Balance January 1, 1989 92,769.61
Sewers and Sewage Processing 309,570.00	Buildings and Grounds 6,000.00	Collected in 1989 92,738.37
Garbage and Trash Disposal 212,000.00	Library and Education	Cancelled, Abated or Adjusted 1989
Public Buildings and Grounds 77,225.00	Conservation	Transfers to Tax Title Liens or Foreclosed
Other Public Works	All Other	Balance December 31, 1989 31.24
HEALTH and WELFARE	CAPITAL DEBT AUTHORIZED, DECEMBER 31, 1989	TAX TITLE LIENS OUTSTANDING
Health Services Except Environmental	ISSUED AND UNISSUED GROSS DEBT NET DEBT	Balance January 1, 1989
Welfare-Public Assistance 1,325.00	School	Transfer From Taxes
Hospital, Clinics, First Aid 2,350.00	Self-Liquidating	Redeemed in 1989
Animal, Insect, & Rodent Control	Other 885,761 885,761	Cancelled, Abated or Adjusted (1989)
Other Welfare Services	Total 885,761 885,761	Transfers to Foreclosed Property
RECREATION and CONSERVATION	ISSUED AND OUTSTANDING	Balance December 31, 1989
Beaches and Boardwalks 1,200.00	School	PROPERTY ACQUIRED BY DEED OR FORECLOSURE
Parks, Playgrounds, Shade Trees 8,350.00	Self-Liquidating	Balance January 1, 1989
Land Reclamation & Conservation 3,800.00	Other 579,000.00	Transfers From Taxes or Liens
Other Recreational Services 750.00	Total 579,000.00	Sale for Cash (1989)
EDUCATION (excluding schools)	EQUALIZED VALUATION BASIS	Cancelled, Abated or Adjusted (1989)
Libraries 3,950.00	FOR NET DEBT COMPUTATION 379,424,057	Balance December 31, 1989
Other Educational Services	REAL PROPERTY VALUATIONS	CURRENT FINANCES DECEMBER 31, 1989
STATUTORY EXPENDITURES	Code Class # of Parcels % VAL'N ASSESSED VALUATION	ASSETS
Pensions & F. L. C. A. 117,776.00	1 Vacant Land 98 5.04 12,393,700.00	Cash Dec. 31, 1989 1,245,693.30
Employee Fringe Benefits 50,500.00	2 Residential 927 89.22 219,375,000.00	Taxes Receivable 135,809.48
Other Statutory Expenditures	3 Farm 43 5.55 13,650,600.00	Tax Title Liens
CETA And Other Public Employment Programs	4a Commercial 43 5.55 13,650,600.00	Foreclosed Property
MUNICIPAL FUNCTIONS TOTAL 1,695,238.48	4b Industrial 1 449,900.00	Emergencies & Other Deferred Charges 123,981.39
CAPITAL IMPROVEMENTS *MEMO* 15,000.00	4c Apartments 1 .18 449,900.00	State and Federal Aid Receivable
DEBT SERVICE	Total 1069 245,869,200.00	Other Receivables 16,365.76
Principal Payments 283,606.90	Land Area = 60 Sq. Miles	Total 1,521,849.93
Interest Payments 32,348.54	Net Valuation Taxable-Municipal 246,259,655	LIABILITIES, RESERVES, AND SURPLUS
DEFERRED CHARGES	Net Valuation Taxable-County 396,688,867	Cash Liabilities 941,021.23
SCHOOL, COUNTY, SPECIAL DISTRICT TAXES 2,590,267.13	State Equalized Valuation 420,446,843	Reserves for Receivables 125,175.24
RESERVE FOR UNCOLLECTED TAXES 264,780.48	State Equalization Ratio 58.59	Surplus Dec. 31, 1989 455,653.46
EXPENDITURES TOTAL 4,930,518.17		Total 1,521,849.93

Population 1980 65,047
 Population 1990 61,444
 S & P Rating A
 Moody Rating A

General Tax Rate Per \$100. 14.71
 State Equalized Tax Rate 2.47

BAYONNE CITY - HUDSON COUNTY
 Form of Government:
 Mayor-Council Plan C (OMCL 50)
 Number of Members on Governing Body - 5

PER CAPITA:
 Gross Debt 1,039.41
 Net Debt 104.59
 Debt Service 57.53
 Total Tax Levy 1,026.02
 Municipal Expenditures 691.81

PER CENT:
 Gross Debt 2.82
 Net Debt .28
 Tax Levy Collected 97.20
 Tax Levy Cancelled, Abated or Adjusted

EXPENDITURES		REVENUES-REALIZED		1989 PROPERTY TAX	
GENERAL GOVERNMENT		REVENUES-REALIZED		STATE EQUALIZED TAX RATE → .88	
Governing Body & Public Boards	101,000.00	1989 Property Taxes Collected	61,278,354.71	Local District School Taxes	22,270,102.50
Municipal Clerk	168,000.00	1989 Payments in Lieu of Taxes	618,005.66	Regional & Consolidated School Tax	
Financial Administration	220,100.00	Delinquent Tax & Lien Collections	932,032.03	School Taxes in Municipal Budget	1,486,933.00
Assessment of Taxes	15,000.00	Business Personalty Replacement Taxes	2,816,890.00	County Taxes	14,052,873.16
Collection of Taxes	268,400.00	Taxes from Public Utilities	3,106,287.00	County Library Taxes	
Planning, Housing & Development	64,300.00	Other Miscellaneous Tax Revenues		Local Municipal Purpose Taxes	24,902,815.67
Human Resources	650,627.57	State Aid Revenues	3,463,197.70	Veteran & Senior Citizen Taxes	475,050.00
Elections	33,000.00	Federal Aid Revenues		Total Taxes for Rate Computation	63,187,774.33
General Administration (other)	2,160,240.00	State and Local Fiscal Assistance Act Utilized		Special District Taxes	
JUDICIARY		Sale of Acquired Property		Bank Corp. Taxes	
Municipal Courts	670,400.00	Other Miscellaneous Revenues	4,505,659.11	Added and Omitted Taxes	329,358.74
PUBLIC SAFETY		Total	76,720,426.27	Total Taxes Levied - ABSTRACT	63,042,583.07
Fire Protection	6,831,900.00	Prior Years Surplus Appropriated	2,250,000.00	Total Taxes Billed	63,043,599.57
Police Protection	7,655,249.92	REVENUES TOTAL	78,970,426.27	1989 TAXES COLLECTED	61,273,354.71
Civil Defense & Disaster Control	39,000.00	Reserve For Uncollected Taxes	2,434,274.34	1989 Taxes Cancelled, Abated or Adjusted	2,595.20
Environmental Inspection & Control	273,500.00	CAPITAL OUTLAY TOTAL		Transfer to Tax Title Liens or Foreclosed	
Other Public Safety		Public Enterprises	2,911,193.44	Balance Outstanding Dec. 31, 1989	1,762,055.66
PUBLIC WORKS		Recreation—Culture	2,230.54	PRIOR YEARS TAXES OUTSTANDING	
Streets and Drainage	2,121,970.00	Public Works	568,542.83	Balance January 1, 1989	2,015,228.15
Sewers and Sewage Processing	3,067,150.00	Buildings and Grounds	464,000.19	Collected in 1989	919,194.63
Garbage and Trash Disposal	210,000.00	Library and Education	73,959.47	Cancelled, Abated or Adjusted 1989	15,763.73
Public Buildings and Grounds	845,700.00	Conservation		Transfers to Tax Title Liens or Foreclosed	
Other Public Works	142,550.00	All Other		Balance December 31, 1989	1,080,269.79
HEALTH and WELFARE		CAPITAL DEBT AUTHORIZED, DECEMBER 31, 1989		TAX TITLE LIENS OUTSTANDING	
Health Services Except Environmental	6,338,200.00	ISSUED AND UNISSUED	GROSS DEBT	NET DEBT	
Welfare—Public Assistance	387,697.72	School	42,052,600		
Hospital, Clinics, First Aid		Self-Liquidating	15,334,719		
Animal, Insect, & Radent Control		Other	6,426,181	6,426,181	
Other Welfare Services	160,100.00	Total	63,813,500	6,426,181	
RECREATION and CONSERVATION		ISSUED AND OUTSTANDING		PROPERTY ACQUIRED BY DEED OR FORECLOSURE	
Beaches and Boardwalks		School	16,995,600.00	Balance January 1, 1989	
Parks, Playgrounds, Shade Trees	1,117,400.00	Self-Liquidating	11,031,719.00	Transfers From Taxes or Liens	2,746,341.00
Land Reclamation & Conservation	324,720.00	Other	5,516,131.30	Sale for Cash (1989)	
Other Recreational Services	140,925.35	Total	33,543,500.30	Cancelled, Abated or Adjusted (1989)	
EDUCATION (excluding schools)		EQUALIZED VALUATION BASIS FOR NET DEBT COMPUTATION		Balance December 31, 1989	
Libraries	1,106,475.00	REAL PROPERTY VALUATIONS		2,746,341.00	
Other Educational Services		Code	Class	# of Parcels	% VAL'N
STATUTORY EXPENDITURES		ASSESSED VALUATION		CURRENT FINANCES DECEMBER 31, 1989	
Pensions & F. I. C. A.	4,211,673.00	1	Vacant Land	521	2.60
Employee Fringe Benefits	2,400,000.00	2	Residential	10279	45.96
Other Statutory Expenditures		3	Farm		
CETA And Other Public Employment Programs		4a	Commercial	1388	17.55
MUNICIPAL FUNCTIONS TOTAL		4b	Industrial	171	32.94
CAPITAL IMPROVEMENTS *MEMO*		4c	Apartments	336	4.73
DEBT SERVICE		Total		12695	
Principal Payments	1,940,000.00	Land Area	5.39	Sq. Miles	
Interest Payments	1,594,954.91	Net Valuation Taxable-Municipal		425,334,064	
TYPE I SCHL DEBT *MEMO	2,130,039.14	Net Valuation Taxable-County		2,440,635,037	
DEFERRED CHARGES	467,443.64	State Equalized Valuation		2,532,292,654	
SCHOOL, COUNTY, SPECIAL DISTRICT TAXES	37,800,902.68	State Equalization Ratio		15.70	
RESERVE FOR UNCOLLECTED TAXES	2,434,274.34			ASSETS	
EXPENDITURES TOTAL	80,317,615.11			Cash Dec. 31, 1989	
				9,137,942.46	
				Taxes Receivable	
				2,842,926.45	
				Tax Title Liens	
				77,801.20	
				Foreclosed Property	
				2,746,341.00	
				Emergencies & Other Deferred Charges	
				224,000.00	
				State and Federal Aid Receivable	
				160,155.37	
				Other Receivables	
				701,496.13	
				Total	
				15,390,662.61	
				LIABILITIES, RESERVES, AND SURPLUS	
				Cash Liabilities	
				4,190,092.79	
				Reserves for Receivables	
				6,368,564.78	
				Surplus Dec. 31, 1989	
				5,338,005.04	
				Total	
				15,896,662.61	

Population 1980 1,714
 Population 1990 1,475
 S & P Rating
 Moody Rating BAA1

General Tax Rate Per \$100. 2.10
 State Equalized Tax Rate 1.05

BEACH HAVEN BOROUGH - OCEAN CO.

Form of Government:
 Commission (1911)

Number of Members on Governing Body - 3

PER CAPITA: Gross Debt 2,660.04 PER CENT: Gross Debt .78
 Net Debt 1,866.84 Net Debt .54
 Debt Service 221.27 Tax Levy Collected 94.52
 Total Tax Levy 4,002.13 Tax Levy Cancelled, Abated or Adjusted
 Municipal Expenditures 2,470.68

EXPENDITURES		REVENUES-REALIZED		1989 PROPERTY TAX	
GENERAL GOVERNMENT		REVENUES-REALIZED		STATE EQUALIZED TAX RATE	
Governing Body & Public Boards	100.00	1989 Property Taxes Collected	5,579,557.10	Local District School Taxes	.13 707,255.00
Municipal Clerk		1989 Payments in Lieu of Taxes		Regional & Consolidated School Tax	.16 909,553.88
Financial Administration	82,320.00	Delinquent Tax & Lien Collections	210,384.29	School Taxes in Municipal Budget	
Assessment of Taxes	43,200.00	Business Personalty Replacement Taxes	25,666.52	County Taxes	.35 1,973,708.30
Collection of Taxes	49,381.00	Taxes from Public Utilities	221,717.00	County Library Taxes	
Planning, Housing & Development	39,797.00	Other Miscellaneous Tax Revenues		Local Municipal Purpose Taxes	.41 2,274,000.00
Human Resources	35,935.44	State Aid Revenues	74,676.65	Veteron & Senior Citizen Taxes	25,450.00
Elections	2,100.00	Federal Aid Revenues		Total Taxes for Rate Computation	1.05 5,889,967.18
General Administration (other)	240,543.00	State and Local Fiscal Assistance Act Utilized		Special District Taxes	
JUDICIARY		Sale of Acquired Property		Bank Corp. Taxes	
Municipal Courts	31,850.00	Other Miscellaneous Revenues	661,842.73	Added and Omitted Taxes	38,629.40
PUBLIC SAFETY		Total	6,773,844.34	Total Taxes Levied - ABSTRACT	5,903,146.58
Fire Protection	17,353.00	Prior Years Surplus Appropriated	322,000.00	Total Taxes Billed	5,903,146.58
Police Protection	697,392.85	REVENUES TOTAL	7,095,844.34	1989 TAXES COLLECTED	5,579,557.10
Civil Defense & Disaster Control	5,800.00	Reserve For Uncollected Taxes	357,000.00	1989 Taxes Cancelled, Abated or Adjusted	
Environmental Inspection & Control	10,157.88	CAPITAL OUTLAY TOTAL	773,949.67	Transfer to Tax Title Liens or Foreclosed	2,073.56
Other Public Safety		PUBLIC ENTERPRISES	270,782.00	Balance Outstanding Dec. 31, 1989	321,515.92
PUBLIC WORKS		Recreation-Culture	9,268.73	PRIOR YEARS TAXES OUTSTANDING	
Streets and Drainage	293,995.30	Public Works	123,586.68	Balance January 1, 1989	210,843.54
Sewers and Sewage Processing		Buildings and Grounds	335,312.26	Collected in 1989	210,384.29
Garbage and Trash Disposal	500,574.00	Library and Education		Cancelled, Abated or Adjusted 1989	
Public Buildings and Grounds	99,049.77	Conservation		Transfers to Tax Title Liens or Foreclosed	
Other Public Works		All Other		Balance December 31, 1989	459.25
HEALTH and WELFARE		CAPITAL DEBT AUTHORIZED, DECEMBER 31, 1989		TAX TITLE LIENS OUTSTANDING	
Health Services Except Environmental	31,199.00	ISSUED AND UNISSUED		Balance January 1, 1989	11,270.01
Welfare-Public Assistance	3,000.00	School	267,531	Transfer From Taxes	2,073.56
Hospital, Clinics, First Aid	2,000.00	Self-Liquidating	1,191,450	Redeemed in 1989	
Animal, Insect, & Rodent Control	1,500.00	Other	2,464,576	Cancelled, Abated or Adjusted (1989)	
Other Welfare Services		Total	3,923,557	Transfers to Foreclosed Property	
RECREATION and CONSERVATION		ISSUED AND OUTSTANDING		Balance December 31, 1989	13,343.57
Beaches and Boardwalks	166,350.00	School	207,531.76	PROPERTY ACQUIRED BY DEED OR FORECLOSURE	
Parks, Playgrounds, Shade Trees	16,000.00	Self-Liquidating	1,035,450.00	Balance January 1, 1989	24,705.00
Land Reclamation & Conservation	23,426.00	Other	2,421,350.30	Transfers From Taxes or Liens	
Other Recreational Services	12,674.93	Total	3,775,332.06	Sole for Cash (1989)	
EDUCATION (excluding schools)		EQUALIZED VALUATION BASIS FOR NET DEBT COMPUTATION	506,226,739	Cancelled, Abated or Adjusted (1989)	
Libraries	63,000.00	REAL PROPERTY VALUATIONS		Balance December 31, 1989	24,705.00
Other Educational Services	73,500.00	Code Class # of Parcels % VAL'N ASSESSED VALUATION		CURRENT FINANCES DECEMBER 31, 1989	
STATUTORY EXPENDITURES		1 Vacant Land 390 4.43 12,321,180.00		ASSETS	
Pensions & F. L. C. A.	187,339.20	2 Residential 2004 81.70 227,092,200.00		Cash Dec. 31, 1989	2,026,330.27
Employee Fringe Benefits	177,000.00	3 Farm 4a Commercial 109 11.32 31,462,400.00		Taxes Receivable	321,975.17
Other Statutory Expenditures	10,553.36	4b Industrial 4c Apartments 37 2.55 7,097,896.00		Tax Title Liens	13,343.57
CETA And Other Public Employment Programs		Total 2540 277,973,676.00		Foreclosed Property	24,705.00
MUNICIPAL FUNCTIONS TOTAL	2,921,925.75	Land Area 1.00 Sq. Miles		Emergencies & Other Deferred Charges	230,300.00
CAPITAL IMPROVEMENTS * 1989 *	10,000.00	Net Valuation Taxable-Municipal	278,942,059	State and Federal Aid Receivable	
DEBT SERVICE		Net Valuation Taxable-County	522,113,137	Other Receivables	47,649.75
Principal Payments	183,136.32	State Equalized Valuation	557,918,245	Total	2,666,309.76
Interest Payments	132,193.73	State Equalization Ratio	49.91	LIABILITIES, RESERVES, AND SURPLUS	
DEFERRED CHARGES	33,939.87			Cash Liabilities	1,475,984.71
SCHOOL, COUNTY, SPECIAL DISTRICT TAXES	3,570,517.18			Reserves for Receivables	407,673.49
RESERVE FOR UNCOLLECTED TAXES	357,000.00			Surplus Dec. 31, 1989	782,651.56
EXPENDITURES TOTAL	7,234,753.35			Total	2,666,309.76

Population 1980 7,097
 Population 1990 7,324
 S & P Rating B++
 Moody Rating BAA1

General Tax Rate Per \$100. 2.00
 State Equalized Tax Rate 2.03

BEACHWOOD BOROUGH - OCEAN COUNTY

Form of Government:

Borough Council

Number of Members on Governing Body - 6

PER CAPITA: PER CENT:
 Gross Debt 753.77 Gross Debt 2.17
 Net Debt 543.87 Net Debt 1.55
 Debt Service 52.29 Tax Levy Collected 93.93
 Total Tax Levy 843.35 Tax Levy Cancelled, Abated
 Municipal Expenditures 405.15 or Adjusted

EXPENDITURES		REVENUES-REALIZED		1989 PROPERTY TAX	
GENERAL GOVERNMENT		REVENUES-REALIZED		STATE EQUALIZED TAX RATE →	
Governing Body & Public Boards		1989 Property Taxes Collected	7,385,359.79	Local District School Taxes	
Municipal Clerk		1989 Payments in Lieu of Taxes		Regional & Consolidated School Tax	1.16
Financial Administration	43,714.25	Delinquent Tax & Lien Collections	320,524.29	School Taxes in Municipal Budget	
Assessment of Taxes	10,150.00	Business Personalty Replacement Taxes	10,925.82	County Taxes	.36 *
Collection of Taxes	45,219.00	Taxes from Public Utilities	373,050.00	County Library Taxes	.02
Planning, Hausing & Development	10,735.00	Other Miscellaneous Tax Revenues		Local Municipal Purpose Taxes	.49
Human Resources		State Aid Revenues	206,879.12	Veteron & Senior Citizen Taxes	
Elections	1,000.00	Federal Aid Revenues		Total Taxes for Rate Computation	2.03
General Administration (other)	344,701.00	State and Local Fiscal Assistance Act Utilized		Special District Taxes	
JUDICIARY		Sale of Acquired Property		Bank Corp. Taxes	
Municipal Courts	52,584.12	Other Miscellaneous Revenues		Added and Omitted Taxes	75,192.70
PUBLIC SAFETY		Total	9,772,220.13	Total Taxes Levied - ABSTRACT	7,565,597.81
Fire Protection	73,179.72	Prior Years Surplus Appropriated	900,000.00	Total Taxes Billed	7,367,114.05
Police Protection	653,005.97	REVENUES TOTAL	10,074,458.21	1989 TAXES COLLECTED	7,395,868.79
Civil Defense & Disaster Control	5,650.00	Reserve For Uncollected Taxes	543,000.00	1989 Taxes Cancelled, Abated or Adjusted	
Environmental Inspection & Control	20,939.00	CAPITAL OUTLAY TOTAL	2,755,233.82	Transfer to Tax Title Liens or Foreclosed	6,250.97
Other Public Safety		Public Enterprises	1,545,152.52	Balance Outstanding Dec. 31, 1989	474,996.29
PUBLIC WORKS		Recreation-Culture		PRIOR YEARS TAXES OUTSTANDING	
Streets and Drainage	230,450.70	Public Works	354,569.16	Balance January 1, 1989	327,140.03
Sewers and Sewage Processing		Buildings and Grounds	365,513.14	Collected in 1989	318,916.12
Garbage and Trash Disposal	301,850.00	Library and Education		Cancelled, Abated or Adjusted 1989	278.65
Public Buildings and Grounds	5,600.00	Conservation		Transfers to Tax Title Liens or Foreclosed	6,305.75
Other Public Works	256,525.00	All Other		Balance December 31, 1989	1,639.31
HEALTH and WELFARE		CAPITAL DEBT AUTHORIZED, DECEMBER 31, 1989		TAX TITLE LIENS OUTSTANDING	
Health Services Except Environmental	1,074.00	ISSUED AND UNISSUED		Balance January 1, 1989	1,120.08
Welfare-Public Assistance	15,016.00	School	1,103,425	Transfer From Taxes	13,630.68
Hospital, Clinics, First Aid		Self-Liquidating	2,100,900	Redeemed in 1989	1,603.17
Animal, Insect, & Rodent Control	9,100.00	Other	3,952,200	Cancelled, Abated or Adjusted (1989)	
Other Welfare Services		Total	7,121,425	Transfers to Foreclosed Property	
RECREATION and CONSERVATION		ISSUED AND OUTSTANDING		Balance December 31, 1989	13,142.59
Beaches and Boardwalks	11,245.00	School	1,092,321.55	PROPERTY ACQUIRED BY DEED OR FORECLOSURE	
Parks, Playgrounds, Shade Trees	3,175.00	Self-Liquidating	1,537,000.00	Balance January 1, 1989	1,274,662.00
Land Reclamation & Conservation	174,205.00	Other	3,342,300.00	Transfers From Taxes or Liens	
Other Recreational Services	10,275.14	Total	6,527,621.55	Sale for Cash (1989)	249,500.00
EDUCATION (excluding schools)		EQUALIZED VALUATION BASIS FOR NET DEBT COMPUTATION		Cancelled, Abated or Adjusted (1989)	
Libraries	1,100.00	FOR NET DEBT COMPUTATION	327,474,402	Balance December 31, 1989	1,025,162.00
Other Educational Services		REAL PROPERTY VALUATIONS		CURRENT FINANCES DECEMBER 31, 1989	
STATUTORY EXPENDITURES		Code Class # of Parcels % VAL'N ASSESSED VALUATION		ASSETS	
Pensions & F. L. C. A.	169,539.13	1 Vacant Land 1226 6.33 26,544,700.00		Cash Dec. 31, 1989	4,226,797.56
Employee Fringe Benefits	206,730.00	2 Residential 3119 39.45 347,870,800.00		Taxes Receivable	476,633.60
Other Statutory Expenditures	14,995.13	3 Farm 71 3.70 14,371,000.00		Tax Title Liens	13,142.59
CETA And Other Public Employment Programs		4a Commercial 71 3.70 14,371,000.00		Foreclosed Property	1,025,162.00
MUNICIPAL FUNCTIONS TOTAL	2,711,876.77	4b Industrial		Emergencies & Other Deferred Charges	56,200.00
CAPITAL IMPROVEMENTS *MEMO*	146,000.00	4c Apartments		State and Federal Aid Receivable	
DEBT SERVICE		Total 4415 389,735,500.00		Other Receivables	187,730.35
Principal Payments	265,000.00	Land Area 2.80 Sq. Miles		Total	5,985,666.10
Interest Payments	223,173.57	Net Valuation Taxable-Municipal	389,640,778	LIABILITIES, RESERVES, AND SURPLUS	
DEFERRED CHARGES		Net Valuation Taxable-County	347,979,167	Cash Liabilities	2,874,241.37
SCHOOL, COUNTY, SPECIAL DISTRICT TAXES	5,904,505.11	State Equalized Valuation	382,991,589	Reserves for Receivables	1,702,668.54
RESERVE FOR UNCOLLECTED TAXES	543,000.00	State Equalization Ratio	101.74	Surplus Dec. 31, 1989	1,408,756.19
EXPENDITURES TOTAL	9,682,155.45			Total	5,985,666.10

*Includes County Health Service Taxes, County Vocational School Taxes, or County Open Space Tax. See Table 13.

Population 1980 2,469
 Population 1990 7,035
 S & P Rating
 Moody Rating A41

General Tax Rate Per \$100. .78
 State Equalized Tax Rate .99

BEDMINSTER TOWNSHIP - SOMERSET CO.

Form of Government:
 Township Committee

Number of Members on Governing Body - 3

PER CAPITA:
 Gross Debt 1,348.29
 Net Debt 1,317.54
 Debt Service 19.54
 Total Tax Levy 1,313.72
 Municipal Expenditures 546.07

PER CENT:
 Gross Debt 1.17
 Net Debt 1.15
 Tax Levy Collected 97.74
 Tax Levy Cancelled, Aboted or Adjusted .91

EXPENDITURES		REVENUES-REALIZED			1989 PROPERTY TAX	
GENERAL GOVERNMENT		1989 Property Taxes Collected 9,175,774.92			STATE EQUALIZED TAX RATE .33	
Governing Body & Public Boards		1989 Payments in Lieu of Taxes			Local District School Taxes 3,280,621.00	
Municipal Clerk		Delinquent Tax & Lien Collections 256,702.82			Regional & Consolidated School Tax	
Financial Administration	95,652.66	Business Personalty Replacement Taxes 59,576.56			School Taxes in Municipal Budget	
Assessment of Taxes	59,653.00	Taxes from Public Utilities 457,221.00			County Taxes .37 3,709,097.86	
Collection of Taxes	32,275.00	Other Miscellaneous Tax Revenues			County Library Taxes	
Planning, Housing & Development	263,255.04	State Aid Revenues 33,306.69			Local Municipal Purpase Taxes .19 1,901,217.22	
Human Resources	39,577.22	Federal Aid Revenues			Veteron & Senior Citizen Taxes 22,850.00	
Elections		State and Local Fiscal Assistance Act Utilized			Total Taxes for Rate Computation .89 8,913,776.08	
General Administration (other)	476,231.00	Sale of Acquired Property			Special District Taxes	
JUDICIARY		Other Miscellaneous Revenues 997,850.49			Bank Corp. Taxes	
Municipal Courts	124,638.21	Total 10,930,432.42			Added and Omitted Taxes 418,098.03	
PUBLIC SAFETY		REVENUES TOTAL 12,380,432.43			Total Taxes Levied - ABSTRACT 9,309,024.11	
Fire Pratection	134,597.30	Reserve For Uncollected Taxes 469,091.91			Total Taxes Billed 9,388,342.67	
Police Protection	677,322.34	CAPITAL OUTLAY TOTAL 8,189,026.42			1989 TAXES COLLECTED 9,175,774.92	
Civil Defense & Disaster Control	1,200.00	Public Enterprises 145,525.66			1989 Taxes Cancelled, Aboted or Adjusted 85,888.80	
Environmental Inspection & Control	49,750.00	Recreation—Culture 7,466,155.28			Transfer to Tax Title Liens or Foreclosed	
Other Public Safety		Public Works 55,118.95			Balance Outstanding Dec. 31, 1989 126,678.95	
PUBLIC WORKS		Buildings and Grounds 522,226.53			PRIOR YEARS TAXES OUTSTANDING	
Streets and Drainage	534,230.00	Library and Education			Balance January 1, 1989 252,974.62	
Sewers and Sewoge Processing		Conservation			Collected in 1989 247,372.46	
Garbage and Trash Disposal	3,600.00	All Other			Cancelled, Aboted or Adjusted 1989 1,211.82	
Public Buildings and Grounds	56,030.00	CAPITAL DEBT AUTHORIZED, DECEMBER 31, 1989			Transfers to Tax Title Liens or Foreclosed 2,323.68	
Other Public Works		ISSUED AND UNISSUED			Balance December 31, 1989 2,066.66	
HEALTH and WELFARE		SCHOOL			TAX TITLE LIENS OUTSTANDING	
Health Services Except Environmental	59,113.00	GROSS DEBT			Balance January 1, 1989 6,812.73	
Welfare-Public Assistance	4,900.00	NET DEBT			Transfer From Taxes 2,517.63	
Hospital, Clinics, First Aid		School 200,000			Redeemed in 1989 9,330.36	
Animal, Insect, & Rodent Control		Self-Liquidating 9,354,000			Cancelled, Abated or Adjusted (1989)	
Other Welfare Services		Other 9,554,000			Transfers to Foreclosed Property	
RECREATION and CONSERVATION		ISSUED AND OUTSTANDING			Balance December 31, 1989	
Beaches and Boardwalks		School 8,889,000.00			PROPERTY ACQUIRED BY DEED OR FORECLOSURE	
Parks, Playgrounds, Shade Trees		Self-Liquidating			Balance January 1, 1989	
Land Reclamation & Conservation	4,333.00	Other 8,889,000.00			Transfers From Taxes or Liens	
Other Recreotianal Services	22,000.00	Total 8,889,000.00			Sale for Cash (1989)	
EDUCATION (excluding schools)		EQUALIZED VALUATION BASIS FOR NET DEBT COMPUTATION 814,557,734			Cancelled, Abated or Adjusted (1989)	
Libraries	152,412.50	REAL PROPERTY VALUATIONS			Balance December 31, 1989	
Other Educational Services	3,000.00	Code Class # of Parcels % VAL'N ASSESSED VALUATION			CURRENT FINANCES DECEMBER 31, 1989	
STATUTORY EXPENDITURES		1 Vacant Land 94 2.60 29,541,876.00			ASSETS	
Pensions & F. I. C. A.	192,052.95	2 Residential 3902 57.94 658,392,400.00			Cash Dec. 31, 1989 4,379,329.90	
Employee Fringe Benefits	124,979.00	3 Form 366 12.55 142,555,751.00			Taxes Receivable 128,745.61	
Other Statutory Expenditures		4a Commercial 83 26.91 305,829,400.00			Tax Title Liens	
CETA And Other Public Employment Programs		4b Industrial			Foreclosed Property	
MUNICIPAL FUNCTIONS TOTAL 3,142,361.24		4c Apartments			Emergencies & Other Deferred Charges 161,000.00	
CAPITAL IMPROVEMENTS *MEMO* 100,000.00		Total 4445 1,136,319,427.00			State and Federal Aid Receivable 11,830.80	
DEBT SERVICE		Land Area 26.70 Sq. Miles			Other Receivables 8,160.02	
Principal Payments	62,500.00	Net Valuation Taxable-Municipal 1,150,031,362			Total 4,689,066.33	
Interest Payments	75,931.74	Net Valuation Taxable-County 909,191,950			LIABILITIES, RESERVES, AND SURPLUS	
DEFERRED CHARGES 119,549.97		State Equalized Valuation 997,197,678			Cash Liabilities 619,697.11	
SCHOOL, COUNTY, SPECIAL DISTRICT TAXES 6,989,708.86		State Equalization Ratio 115.54			Reserves for Receivables 136,905.63	
RESERVE FOR UNCOLLECTED TAXES 469,091.91					Surplus Dec. 31, 1989 3,932,463.59	
EXPENDITURES TOTAL 10,859,143.12					Total 4,689,066.33	

Population 1980 35,367
 Population 1990 34,213
 S & P Rating
 Moody Rating A

General Tax Rate Per \$100. 2.55
 State Equalized Tax Rate 2.56

BELLEVILLE TOWNSHIP - ESSEX COUNTY
 Form of Government:
 Commission (1911)
 Number of Members on Governing Body - 5

PER CAPITA:
 Gross Debt 218.62
 Net Debt 194.83
 Debt Service 17.39
 Total Tax Levy 1,183.27
 Municipal Expenditures 690.72

PER CENT:
 Gross Debt .54
 Net Debt .48
 Tax Levy Collected 96.37
 Tax Levy Cancelled, Abated or Adjusted .59

EXPENDITURES		REVENUES-REALIZED		1989 PROPERTY TAX	
GENERAL GOVERNMENT		REVENUES-REALIZED		STATE EQUALIZED TAX RATE	
Governing Body & Public Boards	93,505.00	1989 Property Taxes Collected	39,210,773.55	Local District School Taxes	1.03 16,362,660.00
Municipal Clerk	36,030.00	1989 Payments in Lieu of Taxes		Regional & Consolidated School Tax	
Financial Administration	155,637.00	Delinquent Tax & Lien Collections	995,181.99	School Taxes in Municipal Budget	
Assessment of Taxes	50,110.00	Business Personalty Replacement Taxes	910,853.34	County Taxes	.58 9,209,196.37
Collection of Taxes	21,250.00	Taxes from Public Utilities	2,037,357.00	County Library Taxes	
Planning, Housing & Development	44,800.00	Other Miscellaneous Tax Revenues		Local Municipal Purpose Taxes	.94 14,922,729.71
Human Resources	143,512.02	State Aid Revenues	1,114,625.96	Veteron & Senior Citizen Taxes	392,300.00
Elections	32,500.00	Federal Aid Revenues		Total Taxes for Rate Computation	2.55 40,886,386.59
General Administration (other)	1,211,611.00	State and Local Fiscal Assistance Act Utilized		Special District Taxes	
JUDICIARY		Sole of Acquired Property		Bank Corp. Taxes	
Municipal Courts	186,475.00	Other Miscellaneous Revenues	1,916,324.01	Added and Omitted Taxes	159,643.10
PUBLIC SAFETY		Total	45,155,126.35	Total Taxes Levied - ABSTRACT	40,654,229.68
Fire Protection	3,137,253.31	Prior Years Surplus Appropriated	1,900,000.00	Total Taxes Billed	40,685,994.63
Police Protection	4,064,016.37	REVENUES TOTAL	48,055,126.35	1989 TAXES COLLECTED	39,210,773.55
Civil Defense & Disaster Control	7,621.00	Reserve For Uncollected Taxes	1,919,095.67	1989 Taxes Cancelled, Abated or Adjusted	238,154.67
Environmental Inspection & Control	257,100.00	CAPITAL OUTLAY TOTAL	577,662.14	Transfer to Tax Title Liens or Foreclosed	233,595.63
Other Public Safety	32,972.00	Public Enterprises	276,524.72	Balance Outstanding Dec. 31, 1989	1,003,470.63
PUBLIC WORKS		Recreation-Culture		PRIOR YEARS TAXES OUTSTANDING	
Streets and Drainage	1,197,690.50	Public Works	151,217.59	Balance January 1, 1989	1,495,206.93
Sewers and Sewage Processing	3,479,910.00	Buildings and Grounds	140,919.73	Collected in 1989	948,523.77
Garbage and Trash Disposal	3,111,330.00	Library and Education	9,000.00	Cancelled, Abated or Adjusted 1989	8,917.92
Public Buildings and Grounds	497,138.00	Conservation		Transfers to Tax Title Liens or Foreclosed	176,975.89
Other Public Works	380,334.25	All Other		Balance December 31, 1989	400,789.35
HEALTH and WELFARE		CAPITAL DEBT AUTHORIZED, DECEMBER 31, 1989		TAX TITLE LIENS OUTSTANDING	
Health Services Except Environmental	655,162.50	ISSUED AND UNISSUED		Balance January 1, 1989	322,681.45
Welfare-Public Assistance	26,508.00	School	374,000.00	Transfer From Taxes	393,239.40
Hospital, Clinics, First Aid	3,733.00	Self-Liquidating	380,000.00	Redeemed in 1989	46,958.22
Animal, Insect, & Rodent Control	7,721.02	Other	6,725,641.00	Cancelled, Abated or Adjusted (1989)	
Other Welfare Services		Total	7,479,641.00	Transfers to Foreclosed Property	
RECREATION and CONSERVATION		ISSUED AND OUTSTANDING		Balance December 31, 1989	671,312.63
Beaches and Boardwalks		School	374,000.00	PROPERTY ACQUIRED BY DEED OR FORECLOSURE	
Parks, Playgrounds, Shade Trees		Self-Liquidating	100,000.00	Balance January 1, 1989	75,550.00
Land Reclamation & Conservation		Other	5,990,000.00	Transfers From Taxes or Liens	
Other Recreational Services	533,437.00	Total	6,464,000.00	Sole for Cash (1989)	
EDUCATION (excluding schools)		EQUALIZED VALUATION BASIS FOR NET DEBT COMPUTATION	1,337,477,508	Cancelled, Abated or Adjusted (1989)	
Libraries	474,131.00	REAL PROPERTY VALUATIONS		Balance December 31, 1989	75,550.00
Other Educational Services		Code Class # of Parcels % VAL'N ASSESSED VALUATION		CURRENT FINANCES DECEMBER 31, 1989	
STATUTORY EXPENDITURES		1 Vacant Land 291 .42 1,977,400.00		ASSETS	
Pensions & F. I. C. A.	1,934,916.06	2 Residential 3079 71.43 355,452,900.00		Cash Dec. 31, 1989	6,041,132.44
Employee Fringe Benefits	1,572,572.91	3 Farm 594 12.32 56,459,600.00		Taxes Receivable	1,404,260.19
Other Statutory Expenditures		4a Commercial 153 7.04 37,085,100.00		Tax Title Liens	671,312.63
CETA And Other Public Employment Programs		4c Apartments 132 9.11 42,606,200.00		Foreclosed Property	75,550.00
MUNICIPAL FUNCTIONS TOTAL	21,051,238.75	Total 9249 29.90 469,799,200.00		Emergencies & Other Deferred Charges	119,192.91
CAPITAL IMPROVEMENTS * MEMO *	57,200.00	Land Area 3.30 Sq. Miles		State and Federal Aid Receivable	
DEBT SERVICE		Net Valuation Taxable-Municipal	472,335,100	Other Receivables	313,299.74
Principal Payments	200,000.00	Net Valuation Taxable-County	1,450,777,194	Total	8,626,747.30
Interest Payments	39,000.00	State Equalized Valuation	1,579,022,081	LIABILITIES, RESERVES, AND SURPLUS	
DEFERRED CHARGES		State Equalization Ratio	29.30	Cash Liabilities	3,149,997.05
SCHOOL, COUNTY, SPECIAL DISTRICT TAXES	25,571,336.37			Reserves for Receivables	2,465,921.95
RESERVE FOR UNCOLLECTED TAXES	1,919,095.67			Surplus Dec. 31, 1989	3,009,627.70
EXPENDITURES TOTAL	42,205,547.23			Total	8,626,747.30

0404

Population 1980 13,721
 Population 1990 12,603
 S & P Rating
 Moody Rating BAA

General Tax Rate Per \$100. 2.38
 State Equalized Tax Rate 2.64

BELLMAWR BOROUGH - CAMDEN COUNTY

Form of Government:

Borough Council

Number of Members on Governing Body - 6

PER CAPITA:
 Gross Debt 297.90
 Net Debt 222.53
 Debt Service 31.36
 Total Tax Levy 827.08
 Municipal Expenditures 352.03

PER CENT:
 Gross Debt 1.07
 Net Debt .80
 Tax Levy Collected 93.92
 Tax Levy Cancelled, Abated or Adjusted .34

EXPENDITURES		REVENUES-REALIZED		1989 PROPERTY TAX	
GENERAL GOVERNMENT				STATE EQUALIZED TAX RATE	
Governing Body & Public Boards	32,162.00	1989 Property Taxes Collected	9,804,578.54	Local District School Taxes	2,669,582.50
Municipal Clerk		1989 Payments in Lieu of Taxes		Regional & Consolidated School Tax	1,678,398.21
Financial Administration	26,000.00	Delinquent Tax & Lien Collections	308,088.88	School Taxes in Municipal Budget	
Assessment of Taxes	26,539.70	Business Personality Replacement Taxes	104,440.88	County Taxes	3,483,033.91
Collection of Taxes	57,276.74	Taxes from Public Utilities	769,266.00	County Library Taxes	92,074.14
Planning, Housing & Development	5,131.60	Other Miscellaneous Tax Revenues		Local Municipal Purpose Taxes	2,462,000.00
Human Resources	43,112.80	State Aid Revenues	258,193.10	Veteran & Senior Citizen Taxes	205,050.00
Elections	7,400.00	Federal Aid Revenues		Total Taxes for Rate Computation	10,590,138.76
General Administration (other)	473,925.20	State and Local Fiscal Assistance Act Utilized	71.97	Special District Taxes	
JUDICIARY		Sale of Acquired Property		Bank Corp. Taxes	38,572.14
Municipal Courts	93,178.05	Other Miscellaneous Revenues	633,883.89	Added and Omitted Taxes	
PUBLIC SAFETY		Total	11,878,523.26	Total Taxes Levied - ABSTRACT	10,423,660.90
Fire Protection	102,960.60	Prior Years Surplus Appropriated	30,000.00	Total Taxes Billed	10,439,285.55
Police Protection	759,735.12	REVENUES TOTAL	11,908,523.26	1989 TAXES COLLECTED	9,804,578.54
Civil Defense & Disaster Control	5,367.00	Reserve For Uncollected Taxes	449,652.92	1989 Taxes Cancelled, Abated or Adjusted	35,883.21
Environmental Inspection & Control	45,570.00	CAPITAL OUTLAY TOTAL	213,219.36	Transfer to Tax Title Liens or Foreclosed	23,145.66
Other Public Safety		Public Enterprises	24,975.75	Balance Outstanding Dec. 31, 1989	575,678.14
PUBLIC WORKS		Recreation—Culture		PRIOR YEARS TAXES OUTSTANDING	
Streets and Drainage	600,030.50	Public Works	145,489.01	Balance January 1, 1989	408,268.33
Sewers and Sewage Processing		Buildings and Grounds	41,755.09	Collected in 1989	306,665.65
Garbage and Trash Disposal	423,619.40	Library and Education		Cancelled, Abated or Adjusted 1989	1,548.63
Public Buildings and Grounds	66,770.00	Conservation		Transfers to Tax Title Liens or Foreclosed	8,213.90
Other Public Works	281.00	All Other		Balance December 31, 1989	91,840.15
HEALTH and WELFARE		CAPITAL DEBT AUTHORIZED, DECEMBER 31, 1989		TAX TITLE LIENS OUTSTANDING	
Health Services Except Environmental	5,664.00	ISSUED AND UNISSUED		Balance January 1, 1989	40,475.68
Welfare—Public Assistance	18,025.00	SCHOOL	215,945	Transfer From Taxes	31,359.56
Hospital, Clinics, First Aid		Self-Liquidating	990,800	Redeemed in 1989	1,423.23
Animal, Insect, & Rodent Control	1,500.00	Other	2,547,750	Cancelled, Abated or Adjusted (1989)	
Other Welfare Services		Total	3,734,495	Transfers to Foreclosed Property	
RECREATION and CONSERVATION		ISSUED AND OUTSTANDING		Balance December 31, 1989	70,412.01
Beaches and Boardwalks		SCHOOL	215,945.16	PROPERTY ACQUIRED BY DEED OR FORECLOSURE	
Parks, Playgrounds, Shade Trees	130,036.00	Self-Liquidating	990,800.00	Balance January 1, 1989	14,761.00
Land Reclamation & Conservation	450.00	Other	2,162,650.00	Transfers From Taxes or Liens	
Other Recreational Services	16,550.00	Total	3,359,395.16	Sale for Cash (1989)	
EDUCATION (excluding schools)		EQUALIZED VALUATION BASIS FOR NET DEBT COMPUTATION	350,515.337	Cancelled, Abated or Adjusted (1989)	
Libraries	10,380.00	REAL PROPERTY VALUATIONS		Balance December 31, 1989	14,761.00
Other Educational Services		Code Class # of Parcels % VAL'N ASSESSED VALUATION		CURRENT FINANCES DECEMBER 31, 1989	
STATUTORY EXPENDITURES		1 Vacant Land 130 1.33 5,795,600.00		ASSETS	
Pensions & F. L. C. A.	264,815.65	2 Residential 3306 63.17 274,667,500.00		Cash Dec. 31, 1989	859,406.57
Employee Fringe Benefits	253,438.17	3 Farm 112 7.73 33,621,500.00		Taxes Receivable	667,518.29
Other Statutory Expenditures	7,500.00	4a Commercial 65 20.77 90,314,400.00		Tax Title Liens	70,412.01
CETA And Other Public Employment Programs		4b Industrial 9 7.00 30,420,500.00		Foreclosed Property	14,761.00
MUNICIPAL FUNCTIONS TOTAL	3,565,577.53	Total 3622 434,820,500.00		Emergencies & Other Deferred Charges	87,934.85
CAPITAL IMPROVEMENTS	14,000.00	Land Area 2.99 Sq. Miles		State and Federal Aid Receivable	
DEBT SERVICE		Net Valuation Taxable-Municipal	436,180,784	Other Receivables	115,024.55
Principal Payments	243,400.00	Net Valuation Taxable-County	351,021,884	Total	1,815,057.27
Interest Payments	151,731.63	State Equalized Valuation	393,832,980	LIABILITIES, RESERVES, AND SURPLUS	
DEFERRED CHARGES		State Equalization Ratio	110.79	Cash Liabilities	871,466.46
SCHOOL, COUNTY, SPECIAL DISTRICT TAXES	7,923,039.76			Reserves for Receivables	867,715.85
RESERVE FOR UNCOLLECTED TAXES	449,652.92			Surplus Dec. 31, 1989	75,874.96
EXPENDITURES TOTAL	12,357,632.15			Total	1,815,057.27

BELMAR BOROUGH - MONMOUTH COUNTY

PER CAPITA:

PER CENT:

Population 1980 2,771
 Population 1990 3,377
 S & P Rating
 Moody Rating

General Tax Rate Per \$100. 1.65
 State Equalized Tax Rate 1.96

Form of Government:
 Commission (1911)

Number of Members on Governing Body - 3

Gross Debt 1,932.33
 Net Debt 1,264.55
 Debt Service 166.73
 Total Tax Levy 1,456.93
 Municipal Expenditures 1,165.16
 Gross Debt 5.63
 Net Debt 1.93
 Tax Levy Collected 91.04
 Tax Levy Cancelled, Abated or Adjusted

EXPENDITURES		REVENUES-REALIZED		1989 PROPERTY TAX	
GENERAL GOVERNMENT		REVENUES-REALIZED		STATE EQUALIZED TAX RATE → .53	
Governing Body & Public Boards		1989 Property Taxes Collected	7,792,711.74	Local District School Taxes	2,421,747.00
Municipal Clerk		1989 Payments in Lieu of Taxes		Regional & Consolidated Schaal Tax	
Financial Administration		Delinquent Tax & Lien Collections	305,552.51	School Taxes in Municipal Budget	
Assessment of Taxes	3,660.00	Business Personalty Replacement Taxes	57,040.00	County Taxes	.35 * 1,651,444.72
Collection of Taxes	234,005.00	Taxes from Public Utilities	32,736.00	County Library Taxes	
Planning, Housing & Development	51,010.00	Other Miscellaneous Tax Revenues		Local Municipal Purpose Taxes	.97 4,463,114.00
Human Resources	1,230.00	State Aid Revenues	104,493.16	Veteran & Senior Citizen Taxes	50,188.00
Elections	3,200.00	Federal Aid Revenues		Total Taxes for Rate Computation	1.86 8,580,493.72
General Administration (other)	571,222.00	State and Local Fiscal Assistance Act Utilized		Special District Taxes	
JUDICIARY		Sole of Acquired Property		Bank Corp. Taxes	
Municipal Courts	145,735.09	Other Miscellaneous Revenues	1,990,769.37	Added and Omitted Taxes	25,776.01
PUBLIC SAFETY		Total	10,477,303.38	Total Taxes Levied - ABSTRACT	8,362,031.73
Fire Protection	145,724.89	Prior Years Surplus Appropriated	137,700.00	Total Taxes Billed	8,566,710.07
Police Protection	1,043,267.33	REVENUES TOTAL	10,615,003.38	1989 TAXES COLLECTED	7,792,711.74
Civil Defense & Disaster Control	5,000.00	Reserve For Uncollected Taxes	35,403.04	1989 Taxes Cancelled, Abated or Adjusted	
Environmental Inspection & Control	67,117.00	CAPITAL OUTLAY TOTAL	730,175.79	Transfer to Tax Title Liens or Foreclosed	7,255.86
Other Public Safety		Public Enterprises	459,311.63	Balance Outstanding Dec. 31, 1989	760,742.47
PUBLIC WORKS		Recreation-Culture	36,557.31	PRIOR YEARS TAXES OUTSTANDING	
Streets and Drainage	529,736.00	Public Works	52,504.30	Balance January 1, 1989	325,076.73
Sewers and Sewage Processing		Buildings and Grounds	161,802.00	Collected in 1989	303,178.45
Garbage and Trash Disposal	565,352.00	Library and Education		Cancelled, Abated or Adjusted 1989	
Public Buildings and Grounds	292,514.00	Conservation		Transfers to Tax Title Liens or Foreclosed	333.18
Other Public Works		All Other		Balance December 31, 1989	21,060.10
HEALTH and WELFARE		CAPITAL DEBT AUTHORIZED, DECEMBER 31, 1989		TAX TITLE LIENS OUTSTANDING	
Health Services Except Environmental	37,200.00	ISSUED AND UNISSUED	GROSS DEBT	Balance January 1, 1989	22,425.00
Welfare-Public Assistance	1,925.00	Schaal		Transfer From Taxes	8,094.04
Hospital, Clinics, First Aid		Self-Liquidating	4,221,331	Redeemed in 1989	2,374.16
Animal, Insect, & Rodent Control	6,500.00	Other	7,431,780	Cancelled, Abated or Adjusted (1989)	
Other Welfare Services		Total	11,653,111	Transfers to Foreclosed Property	
RECREATION and CONSERVATION		ISSUED AND OUTSTANDING		Balance December 31, 1989	23,144.88
Beaches and Boardwalks		School		PROPERTY ACQUIRED BY DEED OR FORECLOSURE	
Parks, Playgrounds, Shade Trees	75,409.00	Self-Liquidating	1,135,000.00	Balance January 1, 1989	16,850.00
Land Reclamation & Conservation	44,335.00	Other	5,645,000.00	Transfers From Taxes or Liens	
Other Recreational Services	75,775.00	Total	6,780,000.00	Sale for Cash (1989)	
EDUCATION (excluding schools)		EQUALIZED VALUATION BASIS FOR NET DEBT COMPUTATION	384,325.091	Cancelled, Abated or Adjusted (1989)	
Libraries	123,030.00	REAL PROPERTY VALUATIONS		Balance December 31, 1989	16,850.00
Other Educational Services		Code Class # of Parcels % VAL'N ASSESSED VALUATION		CURRENT FINANCES DECEMBER 31, 1989	
STATUTORY EXPENDITURES		1 Vacant Land 81 1.43	7,365,800.00	ASSETS	
Pensions & F. I. C. A.	404,593.91	2 Residential 2388 77.44	397,711,300.00	Cash Dec. 31, 1989	1,459,034.78
Employee Fringe Benefits	283,370.00	3 Farm		Taxes Receivable	781,302.57
Other Statutory Expenditures		4a Commercial 165 15.40	79,086,600.00	Tax Title Liens	28,144.88
CETA And Other Public Employment Programs		4b Industrial 4 .38	1,967,000.00	Foreclosed Property	16,850.00
MUNICIPAL FUNCTIONS TOTAL	5,409,396.22	4c Apartments 41 5.35	27,468,300.00	Emergencies & Other Deferred Charges	214,500.00
CAPITAL IMPROVEMENTS *MEMO*	51,500.00	Total	513,599,000.00	State and Federal Aid Receivable	
DEBT SERVICE		Land Area 1.00 Sq. Miles		Other Receivables	257,621.87
Principal Payments	660,000.00	Net Valuation Taxable-Municipal	514,351,300	Total	2,757,953.90
Interest Payments	319,881.80	Net Valuation Taxable-County	388,430,643	LIABILITIES, RESERVES, AND SURPLUS	
DEFERRED CHARGES	62,464.07	State Equalized Valuation	459,077,304	Cash Liabilities	1,223,042.56
SCHOOL, COUNTY, SPECIAL DISTRICT TAXES	4,075,191.72	State Equalization Ratio	112.06	Reserves for Receivables	1,083,707.68
RESERVE FOR UNCOLLECTED TAXES	395,403.04			Surplus Dec. 31, 1989	451,203.66
EXPENDITURES TOTAL	10,920,836.65			Total	2,757,953.90

*Includes County Health Service Taxes, County Vocational Schaal Taxes, or County Open Space Tax. See Table 13.

2103
 Population 1980 2,473
 Population 1990 2,567
 S & P Rating
 Moody Rating AAA

General Tax Rate Per \$100. 2.03
 State Equalized Tax Rate 2.31

BELVIDERE TOWN - WARREN COUNTY

Form of Government:

Town Council

Number of Members on Governing Body - 6

PER CAPITA:
 Gross Debt 1,376.08
 Net Debt 108.19
 Debt Service 7.49
 Total Tax Levy 1,261.79
 Municipal Expenditures 594.99

PER CENT:
 Gross Debt 2.99
 Net Debt .24
 Tax Levy Collected 86.90
 Tax Levy Cancelled, Abated or Adjusted 1.62

EXPENDITURES		REVENUES-REALIZED			1989 PROPERTY TAX	
GENERAL GOVERNMENT					STATE EQUALIZED TAX RATE	
Governing Body & Public Boards		1989 Property Taxes Collected			Local District School Taxes	1.34
Municipal Clerk		1989 Payments in Lieu of Taxes			Regional & Consolidated School Tax	
Financial Administration	17,433.00	Delinquent Tax & Lien Collections			School Taxes in Municipal Budget	
Assessment of Taxes	11,575.00	Business Personality Replacement Taxes			County Taxes	.59
Collection of Taxes	13,050.00	Taxes from Public Utilities			County Library Taxes	
Planning, Housing & Development	57,450.00	Other Miscellaneous Tax Revenues			Local Municipal Purpose Taxes	.38
Human Resources	12,300.00	State Aid Revenues			Veteran & Senior Citizen Taxes	
Elections		Federal Aid Revenues			Total Taxes for Rate Computation	2.31
General Administration (other)	249,655.64	State and Local Fiscal Assistance Act Utilized			Special District Taxes	
JUDICIARY		Sole of Acquired Property			Bank Corp. Taxes	
Municipal Courts	27,250.00	Other Miscellaneous Revenues			Added and Omitted Taxes	
PUBLIC SAFETY		Total			Total Taxes Levied - ABSTRACT	
Fire Protection	33,355.45	Prior Years Surplus Appropriated			Total Taxes Billed	
Police Protection	221,219.44	REVENUES TOTAL			1989 TAXES COLLECTED	
Civil Defense & Disaster Control	5,000.00	Reserve For Uncollected Taxes			1989 Taxes Cancelled, Abated or Adjusted	
Environmental Inspection & Control		CAPITAL OUTLAY TOTAL			Transfer to Tax Title Liens or Foreclosed	
Other Public Safety		Public Enterprises			Balance Outstanding Dec. 31, 1989	
PUBLIC WORKS		Recreation-Culture			PRIOR YEARS TAXES OUTSTANDING	
Streets and Drainage	174,740.05	Public Works			Balance January 1, 1989	
Sewers and Sewage Processing		Buildings and Grounds			Collected in 1989	
Garbage and Trash Disposal	202,150.00	Library and Education			Cancelled, Abated or Adjusted 1989	
Public Buildings and Grounds	34,872.27	Conservation			Transfers to Tax Title Liens or Foreclosed	
Other Public Works		All Other			Balance December 31, 1989	
HEALTH and WELFARE		CAPITAL DEBT AUTHORIZED, DECEMBER 31, 1989			TAX TITLE LIENS OUTSTANDING	
Health Services Except Environmental	7,000.00	ISSUED AND UNISSUED			Balance January 1, 1989	
Welfare-Public Assistance	5,175.00	SCHOOL			Transfer From Taxes	
Hospital, Clinics, First Aid		GROSS DEBT			Redeemed in 1989	
Animal, Insect, & Rodent Control		NET DEBT			Cancelled, Abated or Adjusted (1989)	
Other Welfare Services		SCHOOL			Transfers to Foreclosed Property	
RECREATION and CONSERVATION		Self-Liquidating			Balance December 31, 1989	
Beaches and Boardwalks		Other			PROPERTY ACQUIRED BY DEED OR FORECLOSURE	
Parks, Playgrounds, Shade Trees	19,900.00	Total			Balance January 1, 1989	
Land Reclamation & Conservation	13,300.00	ISSUED AND OUTSTANDING			Transfers From Taxes or Liens	
Other Recreational Services	6,037.00	SCHOOL			Sole for Cash (1989)	
EDUCATION (excluding schools)		Self-Liquidating			Cancelled, Abated or Adjusted (1989)	
Libraries	42,923.15	Other			Balance December 31, 1989	
Other Educational Services	250.00	Total			CURRENT FINANCES DECEMBER 31, 1989	
STATUTORY EXPENDITURES		EQUALIZED VALUATION BASIS FOR NET DEBT COMPUTATION			ASSETS	
Pensions & F. L. C. A.	71,471.66	REAL PROPERTY VALUATIONS			Cash Dec. 31, 1989	
Employee Fringe Benefits	37,376.15	Code Class # of Parcels % VAL'N ASSESSED VALUATION			Taxes Receivable	
Other Statutory Expenditures	5,000.00	1 Vacant Land 156 5.49 8,806,400.00			Tax Title Liens	
CETA And Other Public Employment Programs		2 Residential 767 62.33 100,022,400.00			Foreclosed Property	
MUNICIPAL FUNCTIONS TOTAL	1,269,038.81	3 Farm 13 .16 258,735.00			Emergencies & Other Deferred Charges	
CAPITAL IMPROVEMENTS *MEMO*	25,134.51	4a Commercial 106 13.51 21,677,020.00			State and Federal Aid Receivable	
DEBT SERVICE		4b Industrial 13 16.42 26,356,500.00			Other Receivables	
Principal Payments	20,000.00	4c Apartments 9 2.09 3,351,600.00			Total	
Interest Payments		Total 1064 160,472,655.00			LIABILITIES, RESERVES, AND SURPLUS	
DEFERRED CHARGES		Land Area 1.30 Sq. Miles			Cash Liabilities	
SCHOOL, COUNTY, SPECIAL DISTRICT TAXES	2,799,746.69	Net Valuation Taxable-Municipal			Reserves for Receivables	
RESERVE FOR UNCOLLECTED TAXES	251,782.82	Net Valuation Taxable-County			Surplus Dec. 31, 1989	
EXPENDITURES TOTAL	4,387,734.42	State Equalized Valuation			Total	
		State Equalization Ratio				

0203
 Population 1980 25,568
 Population 1990 24,453
 S & P Rating
 Moody Rating A1

General Tax Rate Per \$100. 2.27
 State Equalized Tax Rate 2.13

BERGENFIELD BOROUGH - BERGEN CO.
 Form of Government:
 Borough Council
 Number of Members on Governing Body - 6

PER CAPITA: Gross Debt 276.90 PER CENT: Gross Debt .50
 Net Debt 163.87 Net Debt .30
 Debt Service 24.19 Tax Levy Collected 98.34
 Total Tax Levy 1,295.47 Tax Levy Cancelled, Abated
 Municipal Expenditures 539.75 or Adjusted .65

EXPENDITURES		REVENUES-REALIZED		1989 PROPERTY TAX	
GENERAL GOVERNMENT				STATE EQUALIZED TAX RATE →	
Governing Body & Public Boards		1989 Property Taxes Collected	31,260,030.43	Local District School Taxes	1.23 17,947,335.00
Municipal Clerk		1989 Payments in Lieu of Taxes	59,549.53	Regional & Consolidated School Tax	
Financial Administration	169,820.38	Delinquent Tax & Lien Collections	234,498.76	School Taxes in Municipal Budget	
Assessment of Taxes	64,001.61	Business Personalty Replacement Taxes	227,290.36	County Taxes	.23 3,367,873.13
Collection of Taxes	159,793.05	Taxes from Public Utilities	1,110,334.00	County Library Taxes	
Planning, Housing & Development	4,050.00	Other Miscellaneous Tax Revenues		Local Municipal Purpose Taxes	.71 10,339,976.10
Human Resources	124,278.32	State Aid Revenues	162,229.94	Veteran & Senior Citizen Taxes	224,000.00
Elections		Federal Aid Revenues		Total Taxes for Rate Computation	2.17 31,879,134.23
General Administration (other)	319,934.77	State and Local Fiscal Assistance Act Utilized	153,792.74	Special District Taxes	
JUDICIARY		Sole of Acquired Property		Bank Corp. Taxes	
Municipal Courts	76,172.39	Other Miscellaneous Revenues	376,231.55	Added and Omitted Taxes	29,533.57
PUBLIC SAFETY		Total	34,082,956.37	Total Taxes Levied - ABSTRACT	31,684,717.40
Fire Protection	474,583.20	Prior Years Surplus Appropriated	350,000.00	Total Taxes Billed	31,787,093.55
Police Protection	2,519,955.14	REVENUES TOTAL	34,432,956.37	1989 TAXES COLLECTED	31,260,030.43
Civil Defense & Disaster Control	5,100.00	Reserve For Uncollected Taxes	500,000.00	1989 Taxes Cancelled, Abated or Adjusted	207,754.19
Environmental Inspection & Control	66,098.57	CAPITAL OUTLAY TOTAL	670,227.85	Transfer to Tax Title Liens or Foreclosed	8,004.02
Other Public Safety	63,900.00	Public Enterprises		Balance Outstanding Dec. 31, 1989	311,304.36
PUBLIC WORKS		Recreation—Culture	1,741.44	PRIOR YEARS TAXES OUTSTANDING	
Streets and Drainage	912,352.03	Public Works	403,359.55	Balance January 1, 1989	249,559.25
Sewers and Sewage Processing	1,057,765.07	Buildings and Grounds	204,126.36	Collected in 1989	233,081.91
Garbage and Trash Disposal	2,160,311.37	Library and Education		Cancelled, Abated or Adjusted 1989	16,477.94
Public Buildings and Grounds		Conservation		Transfers to Tax Title Liens or Foreclosed	
Other Public Works		All Other		Balance December 31, 1989	
HEALTH and WELFARE		CAPITAL DEBT AUTHORIZED, DECEMBER 31, 1989		TAX TITLE LIENS OUTSTANDING	
Health Services Except Environmental	210,198.54	ISSUED AND UNISSUED		Balance January 1, 1989	62,703.35
Welfare—Public Assistance	40,703.32	School	2,367,000.00	Transfer From Taxes	8,004.02
Hospital, Clinics, First Aid		Self-Liquidating		Redeemed in 1989	1,416.85
Animal, Insect, & Rodent Control	13,000.00	Other	4,405,350.00	Cancelled, Abated or Adjusted (1989)	
Other Welfare Services	29,000.00	Total	6,772,350.00	Transfers to Foreclosed Property	
RECREATION and CONSERVATION		ISSUED AND OUTSTANDING		Balance December 31, 1989	69,291.02
Beaches and Boardwalks		School	2,367,000.00	PROPERTY ACQUIRED BY DEED OR FORECLOSURE	
Parks, Playgrounds, Shade Trees	266,723.96	Self-Liquidating		Balance January 1, 1989	17,147.94
Land Reclamation & Conservation	387,648.76	Other	2,024,000.00	Transfers From Taxes or Liens	
Other Recreational Services	37,776.00	Total	4,391,000.00	Sale for Cash (1989)	
EDUCATION (excluding schools)		EQUALIZED VALUATION BASIS FOR NET DEBT COMPUTATION	1,351,148,064	Cancelled, Abated or Adjusted (1989)	
Libraries	590,000.00	REAL PROPERTY VALUATIONS		Balance December 31, 1989	17,147.94
Other Educational Services		Code Class # of Parcels % VAL'N		CURRENT FINANCES DECEMBER 31, 1989	
STATUTORY EXPENDITURES				ASSETS	
Pensions & F. I. C. A.	972,204.63	1 Vacant Land 90 .50	3,423,800.00	Cash Dec. 31, 1989	3,243,790.41
Employee Fringe Benefits	699,726.59	2 Residential 6853 22.50	1,152,515,900.00	Taxes Receivable	311,304.86
Other Statutory Expenditures		3 Farm		Tax Title Liens	69,291.02
CETA And Other Public Employment Programs		4a Commercial 249 10.76	140,433,700.00	Foreclosed Property	17,147.94
MUNICIPAL FUNCTIONS TOTAL	11,975,043.20	4b Industrial 56 2.37	33,052,900.00	Emergencies & Other Deferred Charges	313,000.00
CAPITAL IMPROVEMENTS *MEMO*	100,000.00	4c Apartments 49 4.41	61,576,500.00	State and Federal Aid Receivable	3,891.08
DEBT SERVICE		Total 7302	1,356,002,800.00	Other Receivables	186,317.44
Principal Payments	337,500.00	Land Area 3.00 Sq. Miles		Total	4,144,732.75
Interest Payments	254,138.33	Net Valuation Taxable-Municipal	1,399,011,453	LIABILITIES, RESERVES, AND SURPLUS	
DEFERRED CHARGES	134,500.00	Net Valuation Taxable-County	1,419,307,853	Cash Liabilities	3,113,309.53
SCHOOL, COUNTY, SPECIAL DISTRICT TAXES	21,315,208.13	State Equalized Valuation	1,456,269,943	Reserves for Receivables	364,061.26
RESERVE FOR UNCOLLECTED TAXES	500,000.00	State Equalization Ratio	96.06	Surplus Dec. 31, 1989	167,362.96
EXPENDITURES TOTAL	34,515,402.63			Total	4,144,732.75

Population 1980 23,151
 Population 1990 37,319
 S & P Rating
 Moody Rating A

General Tax Rate Per \$100. 2.92
 State Equalized Tax Rate 1.26

BERKELEY TOWNSHIP - EACON COUNTY
 Form of Government:
Mayor-Council Plan D (OMCL 50)
 Number of Members on Governing Body - 7

PER CAPITA:
 Gross Debt 363.84
 Net Debt 273.89
 Debt Service 23.15
 Total Tax Levy 826.46
 Municipal Expenditures 378.69

PER CENT:
 Gross Debt .67
 Net Debt .51
 Tax Levy Collected 97.01
 Tax Levy Cancelled, Abated or Adjusted

EXPENDITURES	REVENUES-REALIZED	1989 PROPERTY TAX
GENERAL GOVERNMENT		STATE EQUALIZED TAX RATE → .33
Governing Body & Public Boards 42,950.00	1989 Property Taxes Collected 29,923,173.12	Local District School Taxes .36 7,875,226.25
Municipal Clerk 162,181.00	1989 Payments in Lieu of Taxes	Regional & Consolidated School Tax .36 8,600,337.46
Financial Administration 101,911.00	Delinquent Tax & Lien Collections 1,029,853.43	School Taxes in Municipal Budget
Assessment of Taxes 178,324.00	Business Personalty Replacement Taxes 94,592.36	County Taxes .36 * 8,630,170.11
Collection of Taxes 197,682.00	Taxes from Public Utilities 3,075,904.00	County Library Taxes .02 566,024.33
Planning, Hausing & Development 173,829.79	Other Miscellaneous Tax Revenues	Local Municipal Purpose Taxes .19 4,586,648.20
Human Resaources 111,263.05	State Aid Revenues 459,357.54	Veteran & Senior Citizen Taxes 1,525,700.00
Elections 30,550.00	Federal Aid Revenues	Total Taxes for Rate Computation 1.26 31,784,106.35
General Administration (ather) 1,197,709.00	State and Local Fiscal Assistance Act Utilized	Special District Taxes
JUDICIARY	Sale of Acquired Property	Bank Corp. Taxes
Municipal Courts 122,193.00	Other Miscellaneous Revenues	Added and Omitted Taxes 584,368.29
PUBLIC SAFETY	Total 37,949,505.74	Total Taxes Levied - ABSTRACT 30,842,774.64
Fire Protection 219,664.45	Prior Years Surplus Appropriated 3,040,000.00	Total Taxes Billed 29,923,173.12
Palice Protection 3,000,702.95	REVENUES TOTAL 40,572,386.19	1989 TAXES COLLECTED
Civil Defense & Disaster Control 24,200.00	Reserve For Uncollected Taxes 1,450,000.00	1989 Taxes Cancelled, Abated or Adjusted
Environmental Inspection & Contral 64,805.00	CAPITAL OUTLAY TOTAL 1,315,103.79	Transfer to Tax Title Liens or Foreclosed 61,958.87
Other Public Safety	Public Enterprises	Balance Outstanding Dec. 31, 1989 860,940.75
PUBLIC WORKS	Recreation-Culture 2,927.46	PRIOR YEARS TAXES OUTSTANDING
Streets and Drainage 1,120,308.00	Public Works 212,516.60	Balance January 1, 1989 1,122,628.01
Sewers and Sewage Processing	Buildings and Grounds 919,659.23	Collected in 1989 1,091,167.41
Garbage and Trash Disposal 1,733,019.00	Library and Education 130,000.00	Cancelled, Abated or Adjusted 1989
Public Buildings and Grounds 241,104.00	All Other	Transfers to Tax Title Liens or Foreclosed 14,981.04
Other Public Works 99,000.00	CAPITAL DEBT AUTHORIZED, DECEMBER 31, 1989	Balance December 31, 1989 16,479.56
HEALTH and WELFARE	ISSUED AND UNISSUED	TAX TITLE LIENS OUTSTANDING
Health Services Except Environmental 400.00	GROSS DEBT	Balance January 1, 1989 143,927.83
Welfare-Public Assistance 31,191.00	Schaal 3,357,023	Transfer Fram Taxes 76,939.91
Hospital, Clinics, First Aid	Self-Liquidating	Redeemed in 1989 43,825.59
Animal, Insect, & Rodent Central 2,000.00	Other 10,221,235	Cancelled, Abated or Adjusted (1989)
Other Welfare Services	Total 13,578,263	Transfers to Foreclosed Property
RECREATION and CONSERVATION	ISSUED AND OUTSTANDING	Balance December 31, 1989 177,042.15
Beaches and Boardwalks 27,348.23	Schaal 3,357,028.00	PROPERTY ACQUIRED BY DEED OR FORECLOSURE
Parks, Playgrounds, Shade Trees 142,571.00	Self-Liquidating	Balance January 1, 1989 3,794,460.00
Land Reclamation & Conservation 454,175.95	Other 6,618,000.00	Transfers From Taxes or Liens
Other Recreational Services 617,274.00	Total 9,975,028.00	Sale for Cash (1989)
EDUCATION (excluding schools)	EQUALIZED VALUATION BASIS FOR NET DEBT COMPUTATION 2,012,601,101	Cancelled, Abated or Adjusted (1989)
Libraries	REAL PROPERTY VALUATIONS	Balance December 31, 1989 3,794,460.00
Other Educational Services	Code Class # of Parcels % VAL'N ASSESSED VALUATION	CURRENT FINANCES DECEMBER 31, 1989
STATUTORY EXPENDITURES	1 Vacant Land 0649 4.11 42,411,800.00	ASSETS
Pensions & F. L. C. A. 858,557.54	2 Residential 17997 89.91 929,741,000.00	Cash Dec. 31, 1989 13,433,314.46
Employee Fringe Benefits 600,000.00	3 Farm 3 .01 133,200.00	Taxes Receivable 877,420.31
Other Statutory Expenditures	4a Commercial 226 5.05 52,121,800.00	Tax Title Liens 177,042.15
CETA And Other Public Employment Programs	4b Industrial 22 .51 5,229,400.00	Foreclosed Property 3,794,460.00
MUNICIPAL FUNCTIONS TOTAL 11,529,523.96	4c Apartments 10 .41 4,239,700.00	Emergencies & Other Deferred Charges 732,538.00
CAPITAL IMPROVEMENTS * M E M O * 172,050.00	Total 24912 1,032,925,900.00	State and Federal Aid Receivable 161,896.38
DEBT SERVICE	Land Area 41.90 Sq. Miles	Other Receivables 676,137.49
Principal Payments 500,000.00	Net Valuation Taxable-Municipal 1,038,135,179	Total 19,852,808.79
Interest Payments 363,830.00	Net Valuation Taxable-County 2,179,037,948	LIABILITIES, RESERVES, AND SURPLUS
DEFERRED CHARGES 100,000.00	State Equalized Valuation 2,407,922,631	Cash Liabilities 10,599,630.59
SCHOOL COUNTY, SPECIAL DISTRICT TAXES 25,671,758.15	State Equalization Ratio 42.99	Reserves for Receivables 5,283,165.81
RESERVE FOR UNCOLLECTED TAXES 1,450,000.00		Surplus Dec. 31, 1989 3,970,012.39
EXPENDITURES TOTAL 39,804,032.11		Total 19,852,808.79

2001
 Popolun 1980 12,549
 Popolun 1990 11,990
 S & P Rating
 Moody Rating AAA

General Tax Rate Per \$100 3.15
 State Equalized Tax Rate 1.55

BERKELEY HEIGHTS TWP. - UNION CO.

Form of Government:
 Township Committee

Number of Members on Governing Body - 5

PER CAPITA:
 Grass Debt 1,164.37
 Net Debt 1,139.31
 Debt Service 117.53
 Total Tax Levy 2,113.13
 Municipal Expenditures 765.12

PER CENT:
 Gross Debt 1.02
 Net Debt .93
 Tax Levy Collected 93.83
 Tax Levy Cancelled, Abated or Adjusted .01

EXPENDITURES		REVENUES-REALIZED		1989 PROPERTY TAX	
GENERAL GOVERNMENT		REVENUES-REALIZED		STATE EQUALIZED TAX RATE	
Governing Body & Public Boards		1989 Property Taxes Collected	25,019,334.58	Local District School Taxes	7,492,078.00
Municipal Clerk		1989 Payments in Lieu of Taxes		Regional & Consolidated School Tax	6,348,015.12
Financial Administration	93,934.57	Delinquent Tax & Lien Collections	255,954.79	Schaal Taxes in Municipal Budget	
Assessment of Taxes	47,430.00	Business Personalty Replacement Taxes	745,521.33	County Taxes	6,081,321.92
Collection of Taxes	33,930.00	Taxes from Public Utilities	885,652.00	County Library Taxes	
Planning, Housing & Development	175,000.00	Other Miscellaneous Tax Revenues		Local Municipal Purpose Taxes	5,278,602.35
Human Resources	75,000.10	State Aid Revenues	1,00,310.77	Veteran & Senior Citizen Taxes	70,600.00
Elections	107,000.00	Federal Aid Revenues		Total Taxes for Rate Computation	25,261,177.07
General Administration (other)	777,500.00	State and Local Fiscal Assistance Act Utilized		Special District Taxes	
JUDICIARY		Sole of Acquired Property		Bank Corp. Taxes	
Municipal Courts	72,200.00	Other Miscellaneous Revenues	1,080,326.38	Added and Omitted Taxes	125,325.59
PUBLIC SAFETY		Total	28,087,150.90	Total Taxes Levied - ABSTRACT	25,315,903.43
Fire Protection	147,451.50	Prior Years Surplus Appropriated	2,635,000.00	Total Taxes Billed	25,315,903.43
Police Protection	1,301,315.29	REVENUES TOTAL	30,722,150.90	1989 TAXES COLLECTED	25,019,334.53
Civil Defense & Disaster Control	1,900.00	Reserve For Uncollected Taxes	1,006,000.00	1989 Taxes Cancelled, Abated or Adjusted	1,844.45
Environmental Inspection & Control	21,400.00	CAPITAL OUTLAY TOTAL	4,530,155.21	Transfer to Tax Title Liens or Foreclosed	62.60
Other Public Safety		Public Enterprises		Balance Outstanding Dec. 31, 1989	294,611.85
PUBLIC WORKS		Recreation-Culture		PRIOR YEARS TAXES OUTSTANDING	
Streets and Drainage	497,500.00	Public Works	173,506.28	Balance January 1, 1989	253,565.70
Sewers and Sewage Processing	1,104,000.00	Buildings and Grounds	4,392,777.68	Collected in 1989	251,913.45
Garbage and Trash Disposal		Library and Education	3,371.25	Cancelled, Abated or Adjusted 1989	3,185.75
Public Buildings and Grounds	142,500.00	Conservation		Transfers to Tax Title Liens or Foreclosed	3,460.50
Other Public Works	107,750.00	All Other		Balance December 31, 1989	
HEALTH and WELFARE		CAPITAL DEBT AUTHORIZED, DECEMBER 31, 1989		TAX TITLE LIENS OUTSTANDING	
Health Services Except Environmental	35,050.00	ISSUED AND UNISSUED		Balance January 1, 1989	1,191.87
Welfare-Public Assistance	17,400.00	School	557,736	Transfer From Taxes	4,103.94
Hospital, Clinics, First Aid	1,000.00	Self-Liquidating		Redeemed in 1989	4,041.34
Animal, Insect, & Rodent Control	3,000.00	Other	13,637,000	Cancelled, Abated or Adjusted (1989)	
Other Welfare Services		Total	14,194,736	Transfers to Foreclosed Property	
RECREATION and CONSERVATION		ISSUED AND OUTSTANDING		Balance December 31, 1989	1,254.47
Beaches and Boardwalks		School	557,736.94	PROPERTY ACQUIRED BY DEED OR FORECLOSURE	
Parks, Playgrounds, Shade Trees		Self-Liquidating		Balance January 1, 1989	23,600.00
Land Reclamation & Conservation	4,000.00	Other	9,999,000.00	Transfers From Taxes or Liens	
Other Recreational Services	202,300.00	Total	10,555,736.94	Sale for Cash (1989)	
EDUCATION (excluding schools)		EQUALIZED VALUATION BASIS FOR NET DEBT COMPUTATION	1,391,014,765	Cancelled, Abated or Adjusted (1989)	
Libraries	453,105.00	REAL PROPERTY VALUATIONS		Balance December 31, 1989	23,000.00
Other Educational Services		Code Class # of Parcels % VAL'N		CURRENT FINANCES DECEMBER 31, 1989	
STATUTORY EXPENDITURES				ASSETS	
Pensions & F. I. C. A.	521,006.00	1 Vacant Land 294 1.30	14,447,300.00	Cash Dec. 31, 1989	3,054,329.59
Employee Fringe Benefits	556,600.00	2 Residential 3771 58.62	471,382,400.00	Taxes Receivable	294,611.85
Other Statutory Expenditures	6,000.00	3 Form 2	1,100.00	Tax Title Liens	1,254.47
CETA And Other Public Employment Programs		4a Commercial 106 14.28	114,346,200.00	Foreclosed Property	23,600.00
MUNICIPAL FUNCTIONS TOTAL	6,697,252.74	4b Industrial 38 25.30	203,429,100.00	Emergencies & Other Deferred Charges	40,000.00
CAPITAL IMPROVEMENTS *MEMO*	1,360,000.00	4c Apartments		State and Federal Aid Receivable	
DEBT SERVICE		Total 4211	804,106,100.00	Other Receivables	228,406.51
Principal Payments	860,000.00	Land Area 6.50 Sq. Miles		Total	3,642,202.42
Interest Payments	571,365.92	Net Valuation Taxable-Municipal	805,873,999	LIABILITIES, RESERVES, AND SURPLUS	
DEFERRED CHARGES	30,941.01	Net Valuation Taxable-County	1,518,345,345	Cash Liabilities	1,179,488.66
SCHOOL, COUNTY, SPECIAL DISTRICT TAXES	19,911,915.04	State Equalized Valuation	1,544,861,547	Reserves for Receivables	547,872.83
RESERVE FOR UNCOLLECTED TAXES	1,006,000.00	State Equalization Ratio	52.11	Surplus Dec. 31, 1989	1,914,840.93
EXPENDITURES TOTAL	29,073,074.71			Total	3,642,202.42

Population 1980 3,730
 Population 1990 3,672
 S & P Rating
 Moody Rating A

General Tax Rate Per \$100. 5.60
 State Equalized Tax Rate 2.27

BERLIN BOROUGH - CAMDEN COUNTY
 Form of Government:
Borough Council
 Number of Members on Governing Body - 6

PER CAPITAL: Gross Debt 1,495.53 Net Debt 779.18 Debt Service 36.31 Total Tax Levy 1,024.00 Municipal Expenditures 432.00
 PER CENT: Gross Debt 4.02 Net Debt 2.09 Tax Levy Collected 97.73 Tax Levy Cancelled, Abated or Adjusted .04

EXPENDITURES		REVENUES-REALIZED		1989 PROPERTY TAX		
GENERAL GOVERNMENT				STATE EQUALIZED TAX RATE		
Governing Body & Public Boards		1989 Property Taxes Collected	5,680,345.54	Local District Schaal Taxes	.58	
Municipal Clerk		1989 Payments in Lieu of Taxes		Regional & Consolidated Schaal Tax	.38	
Financial Administration	13,500.00	Delinquent Tax & Lien Collections	231,625.91	Schaal Taxes in Municipal Budget		
Assessment of Taxes	20,337.50	Business Personalty Replacement Taxes	60,669.40	County Taxes	.87	
Collection of Taxes	24,012.50	Taxes from Public Utilities	388,471.00	County Library Taxes	.02	
Planning, Hausing & Development	41,483.14	Other Miscellaneous Tax Revenues		Local Municipal Purpase Taxes	.41	
Human Resources	42,145.47	State Aid Revenues	120,023.57	Veteran & Senior Citizen Taxes		
Elections		Federal Aid Revenues		Total Taxes for Rate Computation	2.26	
General Administration (other)	176,882.00	State and Local Fiscal Assistance Act Utilized		Special District Taxes		
JUDICIARY		Sale of Acquired Property		Bank Corp. Taxes		
Municipal Courts	65,154.51	Other Miscellaneous Revenues	711,247.32	Added and Omitted Taxes	89,345.47	
PUBLIC SAFETY		Total	7,251,382.74	Total Taxes Levied - ABSTRACT	5,808,111.56	
Fire Protection	72,170.51	Prior Years Surplus Appropriated	228,000.00	Total Taxes Billed	5,812,515.97	
Police Protection	527,471.61	REVENUES TOTAL	7,479,332.74	1989 TAXES COLLECTED	5,680,345.54	
Civil Defense & Disaster Control	2,000.00	Reserve For Uncollected Taxes	273,941.00	1989 Taxes Cancelled, Abated or Adjusted	2,501.36	
Environmental Inspection & Control	33,625.00	CAPITAL OUTLAY TOTAL		Transfer to Tax Title Liens or Foreclosed	5,470.80	
Other Public Safety		Public Enterprises	238,524.84	Balance Outstanding Dec. 31, 1989	124,198.27	
PUBLIC WORKS		Recreation-Culture		PRIOR YEARS TAXES OUTSTANDING		
Streets and Drainage	178,990.65	Public Works	138,031.12	Balance January 1, 1989	215,237.94	
Sewers and Sewage Processing		Buildings and Grounds	442,708.97	Collected in 1989	178,626.38	
Gorbage and Trash Disposal	269,336.00	Library and Education		Cancelled, Abated or Adjusted 1989	10.47	
Public Buildings and Grounds	103,247.41	Conservation		Transfers to Tax Title Liens or Foreclosed	1,721.57	
Other Public Works		All Other		Balance December 31, 1989	34,879.52	
HEALTH and WELFARE		CAPITAL DEBT AUTHORIZED, DECEMBER 31, 1989		TAX TITLE LIENS OUTSTANDING		
Health Services Except Environmental	2,245.00	ISSUED AND UNISSUED	GROSS DEBT	NET DEBT		
Welfare-Public Assistance	4,700.00	Schaal	2,751,084	2,025,639	Balance January 1, 1989	
Hospital, Clinics, First Aid		Self-Liquidating	3,329,950	2,393,862	Transfer From Taxes	
Animal, Insect, & Radent Control		Other	2,401,609	4,419,501	Redeemed in 1989	
Other Welfare Services		Total	8,482,644		Cancelled, Abated or Adjusted (1989)	
RECREATION and CONSERVATION		ISSUED AND OUTSTANDING		Transfers to Foreclosed Property		
Beaches and Boardwalks		Schaal	2,351,084.51	Balance December 31, 1989	19,290.69	
Parks, Playgrounds, Shade Trees	37,305.39	Self-Liquidating	3,329,950.00	PROPERTY ACQUIRED BY DEED OR FORECLOSURE		
Land Reclamation & Conservation		Other	1,627,000.00	Balance January 1, 1989	88,200.00	
Other Recreational Services	4,600.00	Total	7,308,034.51	Transfers From Taxes or Liens		
EDUCATION (excluding schools)		EQUALIZED VALUATION BASIS FOR NET DEBT COMPUTATION		Sale for Cash (1989)		
Libraries	34,650.00	Code	Class	# of Parcels	% VAL'N	Cancelled, Abated or Adjusted (1989)
Other Educational Services	20,958.00	1	Vacant Land	308	3.31	Balance December 31, 1989
STATUTORY EXPENDITURES		REAL PROPERTY VALUATIONS		ASSESSED VALUATION		Balance December 31, 1989
Pensions & F. I. C. A.	153,316.05	2	Residential	1,658	70.09	Cash Dec. 31, 1989
Employee Fringe Benefits	106,841.80	3	Farm	25	.62	Taxes Receivable
Other Statutory Expenditures	12,318.11	4a	Commercial	131	20.92	Tax Title Liens
CETA And Other Public Employment Programs		4b	Industrial	10	3.47	Foreclosed Property
MUNICIPAL FUNCTIONS TOTAL		4c	Apartments	14	1.59	Emergencies & Other Deferred Charges
CAPITAL IMPROVEMENTS *MEMO*		Total	2,148			State and Federal Aid Receivable
DEBT SERVICE		Land Area	3.56	Sq. Miles		Other Receivables
Principal Payments	101,000.00	Net Valuation Taxable-Municipal		100,706,538		Total
Interest Payments	104,996.25	Net Valuation Taxable-County		220,648,201		LIABILITIES, RESERVES, AND SURPLUS
DEFERRED CHARGES		State Equalized Valuation		247,279,986		Cash Liabilities
SCHOOL, COUNTY, SPECIAL DISTRICT TAXES	13,182.32	State Equalization Ratio		39.96		Reserves for Receivables
RESERVE FOR UNCOLLECTED TAXES	4,673,432.42					Surplus Dec. 31, 1989
EXPENDITURES TOTAL	7,123,763.64					Total

0400
 Population 1980 5,343
 Population 1990 5,466
 S & P Rating
 Moody Rating AAA

General Tax Rate Per \$100. 5.93
 State Equalized Tax Rate 2.39

BERLIN TOWNSHIP - CAMDEN COUNTY
 Form of Government:
 Small Municipality Plan A (OMCL 50)
 Number of Members on Governing Body - 5

PER CAPITA: PER CENT:
 Gross Debt 762.00 Gross Debt 2.43
 Net Debt 725.28 Net Debt 2.31
 Debt Service 53.24 Tax Levy Collected 97.65
 Total Tax Levy 949.00 Tax Levy Cancelled, Abated
 Municipal Expenditures 564.95 or Adjusted .12

EXPENDITURES		REVENUES-REALIZED			1989 PROPERTY TAX	
GENERAL GOVERNMENT					STATE EQUALIZED TAX RATE	
Governing Body & Public Boards		1989 Property Taxes Collected	5,069,731.13	Local District School Taxes	.54	1,103,335.75
Municipal Clerk		1989 Payments in Lieu of Taxes		Regional & Consolidated School Tax	.50	1,013,650.38
Financial Administration	41,250.00	Delinquent Tax & Lien Collections	177,862.59	School Taxes in Municipal Budget		
Assessment of Taxes	47,350.00	Business Personalty Replacement Taxes	14,136.43	County Taxes	.94	1,910,040.01
Collection of Taxes	45,450.00	Taxes from Public Utilities	1,022,239.00	County Library Taxes	.02	50,493.90
Planning, Housing & Development	257,000.00	Other Miscellaneous Tax Revenues		Local Municipal Purpose Taxes	.39	798,000.00
Human Resources	44,445.14	State Aid Revenues	325,999.21	Veteran & Senior Citizen Taxes		62,100.00
Elections	3,330.00	Federal Aid Revenues		Total Taxes for Rate Computation	2.39	4,937,025.54
General Administration (other)	313,266.31	State and Local Fiscal Assistance Act Utilized	644.00	Special District Taxes		135,000.00
JUDICIARY		Sale of Acquired Property		Bank Corp. Taxes		
Municipal Courts	56,870.00	Other Miscellaneous Revenues	447,646.73	Added and Omitted Taxes		176,717.92
PUBLIC SAFETY		Total	7,059,309.24	Total Taxes Levied - ABSTRACT		5,197,243.52
Fire Protection	4,131.00	Prior Years Surplus Appropriated	477,500.00	Total Taxes Billed		5,191,666.04
Police Protection	672,331.00	RESERVE FOR UNCOLLECTED TAXES	165,999.99	1989 TAXES COLLECTED		5,069,731.13
Civil Defense & Disaster Control	3,100.00	CAPITAL OUTLAY	TOTAL	1989 Taxes Cancelled, Abated or Adjusted		6,135.28
Environmental Inspection & Control	67,035.00	Public Enterprises		Transfer to Tax Title Liens or Foreclosed		5,339.39
Other Public Safety		Recreation-Culture	52,403.74	Balance Outstanding Dec. 31, 1989		104,909.70
PUBLIC WORKS		Public Works	674,201.48	PRIOR YEARS TAXES OUTSTANDING		
Streets and Drainage	142,759.40	Buildings and Grounds	136,685.14	Balance January 1, 1989		162,710.04
Sewers and Sewage Processing		Library and Education		Taxes Collected in 1989		159,507.19
Garbage and Trash Disposal	353,770.00	Conservation		Cancelled, Abated or Adjusted 1989		3,003.15
Public Buildings and Grounds	67,830.00	All Other		Transfers to Tax Title Liens or Foreclosed		135.30
Other Public Works		CAPITAL DEBT AUTHORIZED, DECEMBER 31, 1989		Balance December 31, 1989		
HEALTH and WELFARE		ISSUED AND UNISSUED	GROSS DEBT	TAX TITLE LIENS OUTSTANDING		
Health Services Except Environmental	1,121.00	School	200,700	Balance January 1, 1989		75,463.53
Welfare-Public Assistance	7,425.00	Self-Liquidating		Transfer From Taxes		6,019.50
Hospital, Clinics, First Aid		Other	3,264,397	Redeemed in 1989		18,355.41
Animal, Insect, & Rodent Control		Total	4,165,117	Cancelled, Abated or Adjusted (1989)		
Other Welfare Services		ISSUED AND OUTSTANDING		Transfers to Foreclosed Property		
RECREATION and CONSERVATION		School	200,730.45	Balance December 31, 1989		63,127.62
Beaches and Boardwalks		Self-Liquidating		PROPERTY ACQUIRED BY DEED OR FORECLOSURE		
Parks, Playgrounds, Shade Trees	14,700.00	Other	3,978,952.22	Balance January 1, 1989		24,630.00
Land Reclamation & Conservation	15,000.00	Total	4,079,532.57	Transfers From Taxes or Liens		
Other Recreational Services	5,770.00	EQUALIZED VALUATION BASIS FOR NET DEBT COMPUTATION	171,319,246	Sale for Cash (1989)		
EDUCATION (excluding schools)		REAL PROPERTY VALUATIONS		Cancelled, Abated or Adjusted (1989)		
Libraries	5,231.00	Code	Class	# of Parcels	% VAL'N	ASSESSED VALUATION
Other Educational Services		1	Vacant Land	414	5.74	4,686,250.00
STATUTORY EXPENDITURES		2	Residential	1572	60.24	49,192,000.00
Pensions & F. I. C. A.	191,320.44	3	Farm	6	.70	62,550.00
Employee Fringe Benefits	193,500.00	4a	Commercial	108	27.40	27,422,750.00
Other Statutory Expenditures	2,000.00	4b	Industrial	19	4.11	3,357,050.00
CETA And Other Public Employment Programs		4c	Apartments	13	2.73	1,940,250.00
MUNICIPAL FUNCTIONS		Total	2212			51,660,350.00
CAPITAL IMPROVEMENTS				Land Area	3.27 Sq. Miles	
DEBT SERVICE				Net Valuation Taxable-Municipal		32,137,763
Principal Payments	106,129.21			Net Valuation Taxable-County		192,521,142
Interest Payments	184,878.15			State Equalized Valuation		292,967,444
DEFERRED CHARGES				State Equalization Ratio		40.34
SCHOOL, COUNTY, SPECIAL DISTRICT TAXES	4,212,525.54					
RESERVE FOR UNCOLLECTED TAXES	165,999.99					
EXPENDITURES	TOTAL					
	7,300,533.30					

1802

Population 1980 12,920
 Population 1990 17,199
 S & P Rating AA-
 Moody Rating AA

General Tax Rate Per \$100. 1.30
 State Equalized Tax Rate 1.36

BERNARDS TOWNSHIP - SOMERSET CO.

Form of Government:
Township Committee

Number of Members on Governing Body - 5

PER CAPITA: Gross Debt 1,756.40 PER CENT: Gross Debt 1.55
 Net Debt 1,176.41 Net Debt 1.04
 Debt Service 141.18 Tax Levy Collected 96.79
 Total Tax Levy 1,779.30 Tax Levy Cancelled, Abated or Adjusted
 Municipal Expenditures 769.54 -45

EXPENDITURES		REVENUES-REALIZED		1989 PROPERTY TAX	
GENERAL GOVERNMENT		REVENUES		STATE EQUALIZED TAX RATE	
Governing Body & Public Boards		1989 Property Taxes Collected	30,097,349.60	Local District School Taxes	.65
Municipal Clerk		1989 Payments in Lieu of Taxes	113,895.00	Regional & Consolidated School Tax	
Financial Administration	229,890.50	Delinquent Tax & Lien Collections	635,175.52	School Taxes in Municipal Budget	
Assessment of Taxes	138,789.50	Business Personalty Replacement Taxes	127,449.88	County Taxes	.38
Collection of Taxes	123,178.50	Taxes from Public Utilities	1,309,027.00	County Library Taxes	
Planning, Housing & Development	229,100.00	Other Miscellaneous Tax Revenues		Local Municipal Purpose Taxes	.32
Human Resources	71,901.50	State Aid Revenues	142,915.78	Veteran & Senior Citizen Taxes	
Elections	5,007.40	Federal Aid Revenues		Total Taxes for Rate Computation	1.35
General Administration (other)	1,537,872.37	State and Local Fiscal Assistance Act Utilized		Special District Taxes	
JUDICIARY		Sale of Acquired Property		Bank Corp. Taxes	
Municipal Courts	179,574.92	Other Miscellaneous Revenues	2,761,069.97	Added and Omitted Taxes	237,110.91
PUBLIC SAFETY		TOTAL	35,186,881.75	Total Taxes Levied - ABSTRACT	30,602,182.90
Fire Protection	241,627.08	Prior Years Surplus Appropriated	2,644,406.67	Total Taxes Billed	31,097,015.74
Police Protection	1,566,244.50	REVENUES TOTAL	37,831,288.42	1989 TAXES COLLECTED	30,097,349.60
Civil Defense & Disaster Control	9,200.00	Reserve For Uncollected Taxes	1,147,329.22	1989 Taxes Cancelled, Abated or Adjusted	141,042.30
Environmental Inspection & Control	372,377.50	CAPITAL OUTLAY TOTAL	7,053,561.03	Transfer to Tax Title Liens or Foreclosed	7,904.00
Other Public Safety		Public Enterprises		Balance Outstanding Dec. 31, 1989	720,719.84
PUBLIC WORKS		Recreation-Culture	210,326.47	PRIOR YEARS TAXES OUTSTANDING	
Streets and Drainage	1,511,921.17	Public Works	2,836,493.00	Balance January 1, 1989	676,655.04
Sewers and Sewage Processing	160,000.00	Buildings and Grounds	4,006,741.56	Collected in 1989	635,175.52
Garbage and Trash Disposal	58,000.00	Library and Education		Cancelled, Abated or Adjusted 1989	38,041.12
Public Buildings and Grounds	678,950.00	Conservation		Transfers to Tax Title Liens or Foreclosed	1,890.91
Other Public Works	72,111.00	All Other		Balance December 31, 1989	1,547.49
HEALTH and WELFARE		CAPITAL DEBT AUTHORIZED, DECEMBER 31, 1989		TAX TITLE LIENS OUTSTANDING	
Health Services Except Environmental	338,120.53	ISSUED AND UNISSUED		Balance January 1, 1989	44,026.76
Welfare-Public Assistance	25,300.00	Schaal	9,832,000	Transfer From Taxes	10,058.38
Hospital, Clinics, First Aid		Self-Liquidating		Redeemed in 1989	
Animal, Insect, & Rodent Control	25,947.00	Other	20,326,329	Cancelled, Abated or Adjusted (1989)	
Other Welfare Services		Total	30,208,328	Transfers to Foreclosed Property	
RECREATION and CONSERVATION		ISSUED AND OUTSTANDING		Balance December 31, 1989	54,085.14
Beaches and Boardwalks		School	9,832,000.00	PROPERTY ACQUIRED BY DEED OR FORECLOSURE	
Parks, Playgrounds, Shade Trees	24,650.00	Self-Liquidating		Balance January 1, 1989	89,900.00
Land Reclamation & Conservation	1,000.00	Other	19,418,123.00	Transfers From Taxes or Liens	
Other Recreational Services	275,923.50	Total	29,300,128.00	Sale for Cash (1989)	
EDUCATION (excluding schools)		EQUALIZED VALUATION BASIS FOR NET DEBT COMPUTATION		Cancelled, Abated or Adjusted (1989)	
Libraries	707,926.00	REAL PROPERTY VALUATIONS		Balance December 31, 1989	89,900.00
Other Educational Services		Code Class # of Parcels % VAL'N		CURRENT FINANCES DECEMBER 31, 1989	
STATUTORY EXPENDITURES		1 Vacant Land 571 3.63		ASSETS	
Pensions & F. L. C. A.	536,963.10	2 Residential 6773 72.30		Cash Dec. 31, 1989	5,907,185.52
Employee Fringe Benefits	457,349.01	3 Farm 146 .63		Taxes Receivable	722,267.33
Other Statutory Expenditures		4a Commercial 122 23.08		Tax Title Liens	54,085.14
CETA And Other Public Employment Programs	9,599,865.14	4b Industrial 6 .25		Foreclosed Property	89,900.00
MUNICIPAL FUNCTIONS TOTAL	9,599,865.14	4c Apartments		Emergencies & Other Deferred Charges	180,000.00
CAPITAL IMPROVEMENTS * MEMO *	174,315.00	Total	7618	State and Federal Aid Receivable	14,558.60
DEBT SERVICE		Land Area 24.95 Sq. Miles		Other Receivables	57,041.21
Principal Payments	1,175,000.00	Net Valuation Taxable-Municipal	2,353,838,833	Total	7,025,637.80
Interest Payments	1,253,154.07	Net Valuation Taxable-County	2,124,833,933	LIABILITIES, RESERVES, AND SURPLUS	
DEFERRED CHARGES		State Equalized Valuation	2,248,682,625	Cash Liabilities	1,509,476.12
SCHOOL, COUNTY, SPECIAL DISTRICT TAXES	60,000.00	State Equalization Ratio	104.70	Reserves for Receivables	923,893.68
RESERVE FOR UNCOLLECTED TAXES	1,147,329.22			Surplus Dec. 31, 1989	4,592,268.00
EXPENDITURES TOTAL	30,372,156.80			Total	7,025,637.80

1987
 Population 1980 5,715
 Population 1990 5,597
 S & P Rating
 Moody Rating

General Tax Rate Per \$100. 1.17
 State Equalized Tax Rate 1.24

BERNARDSVILLE BORO. - SOMERSET CO.

Form of Government:

Borough Council

Number of Members on Governing Body - 6

PER CAPITA: PER CENT:
 Gross Debt 2,699,834 Gross Debt 1.34
 Net Debt 1,747,557 Net Debt 1.19
 Debt Service 16.32 Tax Levy Collected 95.44
 Total Tax Levy 2,073,311 Tax Levy Cancelled, Abated
 Municipal Expenditures 700.52 or Adjusted .29

EXPENDITURES		REVENUES-REALIZED			1989 PROPERTY TAX	
GENERAL GOVERNMENT		1989 Property Taxes Collected 13,283,657.94			STATE EQUALIZED TAX RATE .62	
Governing Body & Public Boards		1989 Payments in Lieu of Taxes		Local District School Taxes		6,830,955.50
Municipal Clerk		Delinquent Tax & Lien Collections	276,991.70	Regional & Consolidated School Tax		
Financial Administration	15,554.00	Business Personality Replacement Taxes	34,377.08	School Taxes in Municipal Budget		
Assessment of Taxes	36,423.00	Taxes from Public Utilities	572,193.00	County Taxes	.39	4,311,803.50
Collection of Taxes	44,576.00	Other Miscellaneous Tax Revenues		County Library Taxes		
Planning, Housing & Development	45,245.00	State Aid Revenues	40,993.14	Local Municipal Purpose Taxes	.22	2,495,650.10
Human Resources		Federal Aid Revenues		Veteran & Senior Citizen Taxes		40,350.00
Elections		Federal and Local Fiscal Assistance Act Utilized		Total Taxes for Rate Computation	1.23	13,662,770.10
General Administration (other)	702,072.95	Sale of Acquired Property		Special District Taxes		
JUDICIARY		Other Miscellaneous Revenues	504,722.00	Bank Corp. Taxes		
Municipal Courts	37,032.42	Total	14,774,927.92	Added and Omitted Taxes		52,524.95
PUBLIC SAFETY		Prior Years Surplus Appropriated	967,000.00	Total Taxes Levied - ABSTRACT		13,660,945.05
Fire Protection	91,427.15	REVENUES TOTAL	15,734,927.92	Total Taxes Billed		13,779,431.78
Police Protection	773,779.14	Reserve For Uncollected Taxes	283,193.40	1989 TAXES COLLECTED		13,280,650.94
Civil Defense & Disaster Control	2,330.00	CAPITAL OUTLAY TOTAL	1,625,546.95	1989 Taxes Cancelled, Abated or Adjusted		39,142.35
Environmental Inspection & Control	73,471.00	Public Enterprises		Transfer to Tax Title Liens or Foreclosed		24,759.54
Other Public Safety		Recreation—Culture	156,019.77	Balance Outstanding Dec. 31, 1989		425,378.95
PUBLIC WORKS		Public Works	1,336,237.33	PRIOR YEARS TAXES OUTSTANDING		
Streets and Drainage	459,109.00	Buildings and Grounds	33,329.35	Balance January 1, 1989		286,379.10
Sewers and Sewage Processing	199,835.00	Library and Education		Collected in 1989		265,110.15
Garbage and Trash Disposal	109,025.00	Conservation		Cancelled, Abated or Adjusted 1989		1.19
Public Buildings and Grounds	57,359.00	All Other		Transfers to Tax Title Liens or Foreclosed		21,267.75
Other Public Works		CAPITAL DEBT AUTHORIZED, DECEMBER 31, 1989		Balance December 31, 1989		
HEALTH and WELFARE		ISSUED AND UNISSUED		TAX TITLE LIENS OUTSTANDING		
Health Services Except Environmental	42,304.00	School	5,269,000.00	Balance January 1, 1989		10,224.60
Welfare—Public Assistance	2,979.00	Self-Liquidating	11,535,250.00	Transfer From Taxes		49,421.54
Hospital, Clinics, First Aid		Other	17,804,250.00	Redeemed in 1989		11,821.54
Animal, Insect, & Rodent Control	13,722.00	Total	17,804,250.00	Cancelled, Abated or Adjusted (1989)		
Other Welfare Services		ISSUED AND OUTSTANDING		Transfers to Foreclosed Property		
RECREATION and CONSERVATION		School	5,269,000.00	Balance December 31, 1989		53,824.60
Beaches and Boardwalks		Self-Liquidating		PROPERTY ACQUIRED BY DEED OR		
Parks, Playgrounds, Shade Trees	7,000.00	Other	2,732,000.00	FORECLOSURE		
Land Reclamation & Conservation	300.00	Total	8,001,000.00	Balance January 1, 1989		13,100.00
Other Recreational Services	66,500.00	EQUALIZED VALUATION BASIS		Transfers From Taxes or Liens		
EDUCATION (excluding schools)		FOR NET DEBT COMPUTATION	967,254,849	Sale for Cash (1989)		
Libraries	273,072.00	REAL PROPERTY VALUATIONS		Cancelled, Abated or Adjusted (1989)		
Other Educational Services		Code Class # of Parcels % VAL'N ASSESSED VALUATION		Balance December 31, 1989		13,100.00
STATUTORY EXPENDITURES		1 Vacant Land 182 4.59 53,290,100.00		CURRENT FINANCES DECEMBER 31, 1989		
Pensions & F. L. C. A.	235,227.32	2 Residential 2206 33.00 964,631,400.00		ASSETS		
Employee Fringe Benefits	127,460.00	3 Farm 50 1.78 20,734,500.00		Cash Dec. 31, 1989		2,373,337.71
Other Statutory Expenditures	13,157.00	4a Commercial 140 9.24 107,387,400.00		Taxes Receivable		426,876.95
CETA And Other Public Employment Programs		4b Industrial 2 1.03 11,943,300.00		Tax Title Liens		53,824.60
MUNICIPAL FUNCTIONS TOTAL	3,454,809.01	4c Apartments 5 .36 4,193,400.00		Foreclosed Property		13,100.00
CAPITAL IMPROVEMENTS * MEMO *	180,000.00	Total 2585 1,162,180,100.00		Emergencies & Other Deferred Charges		160,367.74
DEBT SERVICE		Land Area 12.35 Sq. Miles		State and Federal Aid Receivable		4,899.59
Principal Payments	110,935.00	Net Valuation Taxable-Municipal	1,173,239,900	Other Receivables		
Interest Payments		Net Valuation Taxable-County	1,055,886,352	Total		3,032,408.59
DEFERRED CHARGES	72,370.72	State Equalized Valuation	1,108,506,204	LIABILITIES, RESERVES, AND SURPLUS		
SCHOOL, COUNTY, SPECIAL DISTRICT TAXES	11,142,764.00	State Equalization Ratio	105.91	Cash Liabilities		642,222.59
RESERVE FOR UNCOLLECTED TAXES	933,173.46			Reserves for Receivables		493,803.55
EXPENDITURES TOTAL	15,764,122.19			Surplus Dec. 31, 1989		1,396,382.45
				Total		3,032,408.59

Population 1980 3,045
 Population 1990 3,104
 S & P Rating
 Moody Rating

General Tax Rate Per \$100. 3.41
 State Equalized Tax Rate 1.65

BETHLEHEM TOWNSHIP - HUNTERDON CO.

Form of Government:

Township Committee

Number of Members on Governing Body - 3

PER CAPITA:
 Gross Debt 593.89
 Net Debt
 Debt Service
 Total Tax Levy 1,372.25
 Municipal Expenditures 466.99

PER CENT:
 Gross Debt .36
 Net Debt
 Tax Levy Collected 90.37
 Tax Levy Cancelled, Abated or Adjusted .13

EXPENDITURES	REVENUES-REALIZED	1989 PROPERTY TAX	
GENERAL GOVERNMENT		STATE EQUALIZED TAX RATE	
Governing Body & Public Boards		Local District Schaal Taxes	.32
Municipal Clerk		Regional & Consolidated Schaal Tax	.45
Financial Administration	23,976.00	Schaal Taxes in Municipal Budget	
Assessment of Taxes	97,750.00	County Taxes	.32
Collection of Taxes	20,619.00	County Library Taxes	.02
Planning, Housing & Development	52,315.50	Local Municipal Purpose Taxes	.06
Human Resources		Veteran & Senior Citizen Taxes	
Elections	900.00	Total Taxes for Rate Computation	1.67
General Administration (other)	103,529.00	Special District Taxes	
JUDICIARY		Bank Corp. Taxes	
Municipal Courts	24,600.00	Added and Omitted Taxes	137,660.76
PUBLIC SAFETY		Total Taxes Levied - ABSTRACT	4,259,458.24
Fire Protection	44,048.00	Total Taxes Billed	4,263,018.68
Police Protection	23,266.72	1989 TAXES COLLECTED	3,852,362.10
Civil Defense & Disaster Control	500.00	1989 Taxes Cancelled, Abated or Adjusted	5,754.89
Environmental Inspection & Control	500.00	Transfer to Tax Title Liens or Foreclosed	47,095.51
Other Public Safety		Balance Outstanding Dec. 31, 1989	357,806.18
PUBLIC WORKS		PRIOR YEARS TAXES OUTSTANDING	
Streets and Drainage	389,378.03	Balance January 1, 1989	446,024.89
Sewers and Sewage Processing		Collected in 1989	337,900.76
Garbage and Trash Disposal	22,000.00	Cancelled, Abated or Adjusted 1989	17,662.89
Public Buildings and Grounds	34,925.25	Transfers to Tax Title Liens or Foreclosed	89,797.65
Other Public Works		Balance December 31, 1989	663.59
HEALTH and WELFARE		TAX TITLE LIENS OUTSTANDING	
Health Services Except Environmental	2,600.12	Balance January 1, 1989	73,617.67
Welfare-Public Assistance	2,000.00	Transfer From Taxes	153,087.36
Hospital, Clinics, First Aid		Redeemed in 1989	
Animal, Insect, & Radent Control	3,926.50	Cancelled, Abated or Adjusted (1989)	
Other Welfare Services		Transfers to Foreclosed Property	
RECREATION and CONSERVATION		Balance December 31, 1989	226,705.03
Beaches and Boardwalks		PROPERTY ACQUIRED BY DEED OR FORECLOSURE	
Parks, Playgrounds, Shade Trees		Balance January 1, 1989	
Land Reclamation & Conservation	2,900.41	Transfers From Taxes or Liens	
Other Recreational Services	2,504.62	Sale for Cash (1989)	
EDUCATION (excluding schaal)		Cancelled, Abated or Adjusted (1989)	
Libraries		Balance December 31, 1989	
Other Educational Services	200.00	CURRENT FINANCES DECEMBER 31, 1989	
STATUTORY EXPENDITURES		ASSETS	
Pensions & F. I. C. A.	31,213.78	Cash Dec. 31, 1989	2,537,573.26
Employee Fringe Benefits	4,000.00	Taxes Receivable	358,469.77
Other Statutory Expenditures	2,500.00	Tax Title Liens	226,705.03
CETA And Other Public Employment Programs		Foreclosed Property	
MUNICIPAL FUNCTIONS TOTAL	936,092.96	Emergencies & Other Deferred Charges	103,025.26
CAPITAL IMPROVEMENTS *MEMO*		State and Federal Aid Receivable	120,000.00
DEBT SERVICE		Other Receivables	706.78
Principal Payments		Total	3,346,480.10
Interest Payments		LIABILITIES, RESERVES, AND SURPLUS	
DEFERRED CHARGES	478.74	Cash Liabilities	2,036,464.11
SCHOOL, COUNTY, SPECIAL DISTRICT TAXES	3,963,717.73	Reserves for Receivables	585,881.58
RESERVE FOR UNCOLLECTED TAXES	462,969.57	Surplus Dec. 31, 1989	724,134.41
EXPENDITURES TOTAL	5,413,259.00	Total	3,346,480.10
		REVENUES-REALIZED	
		1989 Property Taxes Collected	3,852,362.10
		1989 Payments in Lieu of Taxes	
		Delinquent Tax & Lien Collections	337,900.76
		Business Personalty Replacement Taxes	30,934.00
		Taxes from Public Utilities	187,514.00
		Other Miscellaneous Tax Revenues	
		State Aid Revenues	37,215.22
		Federal Aid Revenues	
		State and Local Fiscal Assistance Act Utilized	
		Sale of Acquired Property	
		Other Miscellaneous Revenues	354,116.52
		Total	4,850,042.60
		Prior Years Surplus Appropriated	500,000.00
		REVENUES TOTAL	5,350,042.60
		Reserve For Uncollected Taxes	462,969.57
		CAPITAL OUTLAY TOTAL	
		Public Enterprises	
		Recreation-Culture	
		Public Works	
		Buildings and Grounds	
		Library and Education	
		Conservation	
		All Other	
		CAPITAL DEBT AUTHORIZED, DECEMBER 31, 1989	
		ISSUED AND UNISSUED GROSS DEBT	
		Schaal	1,843,444
		Self-Liquidating	
		Other	
		Total	1,843,444
		ISSUED AND OUTSTANDING	
		Schaal	1,723,963.43
		Self-Liquidating	
		Other	
		Total	1,723,963.43
		EQUALIZED VALUATION BASIS FOR NET DEBT COMPUTATION	213,428,812
		REAL PROPERTY VALUATIONS	
		ASSESSED VALUATION	
		Code Class # of Parcels % VAL'N	
		1 Vacant Land 284 6.70	8,088,900.00
		2 Residential 894 76.10	91,810,880.00
		3 Farm 340 11.35	13,687,141.00
		4a Commercial 17 3.12	3,767,100.00
		4b Industrial 6 2.73	3,297,500.00
		4c Apartments	
		Total 1541	120,651,521.00
		Land Area 20.60 Sq. Miles	
		Net Valuation Taxable-Municipal	120,984,929
		Net Valuation Taxable-County	230,943,388
		State Equalized Valuation	245,709,696
		State Equalization Ratio	49.17

0302

Population 1980 2,919
 Population 1990 2,973
 S & P Rating
 Moody Rating

General Tax Rate Per \$100. 4.45
 State Equalized Tax Rate 2.60

BEVERLY CITY - BURLINGTON COUNTY

Form of Government:

Special Charter (P.L. 1857 c. 162)

Number of Members on Governing Body - 9

PER CAPITA: PER CENT:
 Gross Debt 83.70 Gross Debt .41
 Net Debt 78.65 Net Debt .39
 Debt Service 19.35 Tax Levy Collected 88.18
 Total Tax Levy 607.75 Tax Levy Cancelled, Abated
 Municipal Expenditures 382.00 or Adjusted

EXPENDITURES		REVENUES-REALIZED		1989 PROPERTY TAX	
GENERAL GOVERNMENT				STATE EQUALIZED TAX RATE	
Governing Body & Public Boards		1989 Property Taxes Collected	1,593,923.59	Local District School Taxes	1.25 838,043.50
Municipal Clerk		1989 Payments in Lieu of Taxes		Regional & Consolidated School Tax	
Financial Administration	14,810.00	Delinquent Tax & Lien Collections	168,910.74	School Taxes in Municipal Budget	
Assessment of Taxes	5,511.00	Business Personalty Replacement Taxes	23,660.36	County Taxes	.54 359,904.15
Collection of Taxes	8,970.00	Taxes from Public Utilities	154,413.00	County Library Taxes	.03 20,596.85
Planning, Housing & Development	3,306.00	Other Miscellaneous Tax Revenues		Local Municipal Purpose Taxes	.78 520,588.23
Human Resources	23,875.00	State Aid Revenues	60,173.35	Veteran & Senior Citizen Taxes	
Elections		Federal Aid Revenues		Total Taxes for Rate Computation	2.60 1,772,532.73
General Administration (other)	126,956.28	State and Local Fiscal Assistance Act Utilized		Special District Taxes	
JUDICIARY		Sale of Acquired Property		Bank Corp. Taxes	
Municipal Courts	17,155.46	Other Miscellaneous Revenues	167,683.37	Added and Omitted Taxes	
PUBLIC SAFETY		Total	2,168,769.41	Total Taxes Levied - ABSTRACT	1,806,832.73
Fire Protection		Prior Years Surplus Appropriated	214,804.00	Total Taxes Billed	1,807,494.30
Police Protection	207,523.36	REVENUES TOTAL	2,383,573.41	1989 TAXES COLLECTED	1,593,923.59
Civil Defense & Disaster Control	22.00	RESERVE FOR UNCOLLECTED TAXES	236,176.54	1989 Taxes Cancelled, Abated or Adjusted	
Environmental Inspection & Control	10,221.00	CAPITAL OUTLAY TOTAL	11,535.28	Transfer to Tax Title Liens or Foreclosed	12,602.31
Other Public Safety		Public Enterprises		Balance Outstanding Dec. 31, 1989	200,968.90
PUBLIC WORKS		Recreation-Culture		PRIOR YEARS TAXES OUTSTANDING	
Streets and Drainage	93,025.10	Public Works	8,380.00	Balance January 1, 1989	195,042.12
Sewers and Sewage Processing	63,200.00	Buildings and Grounds	3,205.28	Collected in 1989	168,546.38
Garbage and Trash Disposal	75,000.00	Library and Education		Cancelled, Abated or Adjusted 1989	251.73
Public Buildings and Grounds	24,000.00	Conservation		Transfers to Tax Title Liens or Foreclosed	2,719.25
Other Public Works		All Other		Balance December 31, 1989	13,424.76
HEALTH and WELFARE		CAPITAL DEBT AUTHORIZED, DECEMBER 31, 1989		TAX TITLE LIENS OUTSTANDING	
Health Services Except Environmental	3,535.00	ISSUED AND UNISSUED		Balance January 1, 1989	61,838.16
Welfare-Public Assistance	13,455.00	School	15,000	Transfer From Taxes	15,687.23
Hospital, Clinics, First Aid		Self-Liquidating		Redeemed in 1989	264.36
Animal, Insect, & Rodent Control	1,000.00	Other	233,832	Cancelled, Abated or Adjusted (1989)	
Other Welfare Services		Total	248,832	Transfers to Foreclosed Property	9,298.95
RECREATION and CONSERVATION		ISSUED AND OUTSTANDING		Balance December 31, 1989	67,962.13
Beaches and Boardwalks		School	15,000.00	PROPERTY ACQUIRED BY DEED OR FORECLOSURE	
Parks, Playgrounds, Shade Trees	5,100.00	Self-Liquidating		Balance January 1, 1989	50,951.05
Land Reclamation & Conservation		Other	21,400.00	Transfers From Taxes or Liens	9,293.95
Other Recreational Services	2,750.00	Total	36,400.00	Sale for Cash (1989)	1,130.00
EDUCATION (excluding schools)		EQUALIZED VALUATION BASIS		Cancelled, Abated or Adjusted (1989)	17,470.00
Libraries	2,000.00	FOR NET DEBT COMPUTATION	60,350,148	Balance December 31, 1989	41,650.00
Other Educational Services		REAL PROPERTY VALUATIONS		CURRENT FINANCES DECEMBER 31, 1989	
STATUTORY EXPENDITURES		Code Class # of Parcels % VAL'N		ASSETS	
Pensions & F. L. C. A.	42,514.77	1 Vacant Land 73 1.14	4,395,000.00	Cash Dec. 31, 1989	367,653.17
Employee Fringe Benefits	25,000.00	2 Residential 833 66.00	33,502,165.00	Taxes Receivable	214,393.66
Other Statutory Expenditures	4,000.00	3 Farm 51 7.15	2,764,500.00	Tax Title Liens	67,962.13
CETA And Other Public Employment Programs		4a Commercial 15 4.79	1,367,100.00	Foreclosed Property	41,650.00
MUNICIPAL FUNCTIONS TOTAL	303,049.97	4b Industrial 5 .77	375,300.00	Emergencies & Other Deferred Charges	6,590.61
CAPITAL IMPROVEMENTS		Total	39,953,915.00	State and Federal Aid Receivable	5,989.44
DEBT SERVICE		Land Area .54 Sq. Miles		Other Receivables	54,884.36
Principal Payments	50,200.00	Net Valuation Taxable-Municipal	39,097,375	Total	958,709.37
Interest Payments	7,315.88	Net Valuation Taxable-County	61,765,779	LIABILITIES, RESERVES, AND SURPLUS	
TYPE I SCHL DEBT *MEMO	17,700.00	State Equalized Valuation	56,743,234	Cash Liabilities	169,447.03
DEFERRED CHARGES		State Equalization Ratio	53.49	Reserves for Receivables	378,470.15
SCHOOL, COUNTY, SPECIAL DISTRICT TAXES	1,266,244.50			Surplus Dec. 31, 1989	410,792.19
RESERVE FOR UNCOLLECTED TAXES	236,176.54			Total	958,709.37
EXPENDITURES TOTAL	2,421,916.15				

Population 1980 4,360
 Population 1990 5,331
 S & P Rating
 Moody Rating

General Tax Rate Per \$100. 1.60
 State Equalized Tax Rate 1.04

BLAIRSTOWN TOWNSHIP - WARREN CO.

Form of Government:
 Township Committee

Number of Members on Governing Body - 5

PER CAPITA:
 Gross Debt 748.89
 Net Debt 234.48
 Debt Service 13.81
 Total Tax Levy 829.60
 Municipal Expenditures 859.57

PER CENT:
 Gross Debt 1.11
 Net Debt .35
 Tax Levy Collected 93.68
 Tax Levy Cancelled, Abated or Adjusted

EXPENDITURES		REVENUES-REALIZED		1989 PROPERTY TAX	
GENERAL GOVERNMENT		REVENUES-REALIZED		STATE EQUALIZED TAX RATE	
Governing Body & Public Boards		1989 Property Taxes Collected	4,146,914.31	Local District School Taxes	.21 882,240.00
Municipal Clerk		1989 Payments in Lieu of Taxes		Regional & Consolidated School Tax	.22 940,648.46
Financial Administration	60,699.00	Delinquent Tax & Lien Collections	159,654.68	School Taxes in Municipal Budget	
Assessment of Taxes	41,857.00	Business Personality Replacement Taxes	31,835.08	County Taxes	.58 2,419,943.04
Collection of Taxes	21,131.91	Taxes from Public Utilities	2,891,898.00	County Library Taxes	.03 114,116.57
Planning, Housing & Development	62,145.00	Other Miscellaneous Tax Revenues		Local Municipal Purpose Taxes	
Human Resources		State Aid Revenues	108,006.35	Veteran & Senior Citizen Taxes	44,600.00
Elections		Federal Aid Revenues		Total Taxes for Rate Computation	1.04 4,401,548.07
General Administration (other)	304,897.00	State and Local Fiscal Assistance Act Utilized		Special District Taxes	
JUDICIARY		Sole of Acquired Property		Bank Corp. Taxes	
Municipal Courts	30,730.00	Other Miscellaneous Revenues	723,293.52	Added and Omitted Taxes	65,675.63
PUBLIC SAFETY		Total	8,061,602.44	Total Taxes Levied - ABSTRACT	4,422,623.70
Fire Protection	32,597.00	Prior Years Surplus Appropriated	900,000.00	Total Taxes Billed	4,426,786.40
Police Protection	405,327.85	REVENUES TOTAL	8,961,602.44	1989 TAXES COLLECTED	4,146,914.31
Civil Defense & Disaster Control	2,800.00	Reserve For Uncollected Taxes	275,000.00	1989 Taxes Cancelled, Abated or Adjusted	
Environmental Inspection & Control	46,578.00	CAPITAL OUTLAY TOTAL	319,210.90	Transfer to Tax Title Liens or Foreclosed	8,544.00
Other Public Safety		TOTAL	319,210.90	Balance Outstanding Dec. 31, 1989	271,328.09
PUBLIC WORKS		Public Enterprises		PRIOR YEARS TAXES OUTSTANDING	
Streets and Drainage	472,175.00	Recreation-Culture		Balance January 1, 1989	165,740.30
Sewers and Sewage Processing	4,400.00	Public Works	315,940.90	Collected in 1989	159,565.01
Gorbage and Trash Disposal	29,000.00	Buildings and Grounds	3,270.00	Cancelled, Abated or Adjusted 1989	2,827.95
Public Buildings and Grounds	75,254.00	Library and Education		Transfers to Tax Title Liens or Foreclosed	3,347.34
Other Public Works		Conservation		Balance December 31, 1989	
HEALTH and WELFARE		All Other		TAX TITLE LIENS OUTSTANDING	
Health Services Except Environmental	3,200.00	CAPITAL DEBT AUTHORIZED, DECEMBER 31, 1989		Balance January 1, 1989	1,336.25
Welfare-Public Assistance	8,000.00	ISSUED AND UNISSUED		Transfer From Taxes	12,325.10
Hospital, Clinics, First Aid		School	2,742,325	Redeemed in 1989	89.67
Animal, Insect, & Rodent Control		Self-Liquidating		Cancelled, Abated or Adjusted (1989)	
Other Welfare Services		Other	1,250,000	Transfers to Foreclosed Property	
RECREATION and CONSERVATION		Total	3,992,325	Balance December 31, 1989	13,571.68
Beaches and Boardwalks		ISSUED AND OUTSTANDING		PROPERTY ACQUIRED BY DEED OR FORECLOSURE	
Parks, Playgrounds, Shade Trees		School	2,742,325.75	Balance January 1, 1989	
Land Reclamation & Conservation	1,000.00	Self-Liquidating		Transfers From Taxes or Liens	
Other Recreational Services	62,933.47	Other	1,250,000.00	Sale for Cash (1989)	
EDUCATION (excluding schools)		Total	3,992,325.75	Cancelled, Abated or Adjusted (1989)	
Libraries	10,000.00	EQUALIZED VALUATION BASIS FOR NET DEBT COMPUTATION		Balance December 31, 1989	
Other Educational Services	900,000.00	REAL PROPERTY VALUATIONS		CURRENT FINANCES DECEMBER 31, 1989	
STATUTORY EXPENDITURES		Code Class # of Parcels % VAL'N ASSESSED VALUATION		ASSETS	
Pensions & F. L. C. A.	92,436.51	1 Vacant Land 492 7.42 20,145,725.00		Cash Dec. 31, 1989	6,198,998.91
Employee Fringe Benefits	62,000.00	2 Residential 1564 76.50 207,825,300.00		Taxes Receivable	271,328.09
Other Statutory Expenditures	4,000.00	3 Farm 314 6.94 19,803,971.00		Tax Title Liens	13,571.68
CETA And Other Public Employment Programs		4a Commercial 93 7.11 19,314,750.00		Foreclosed Property	
MUNICIPAL FUNCTIONS TOTAL	2,760,121.76	4b Industrial 14 2.03 5,504,700.00		Emergencies & Other Deferred Charges	24,500.00
CAPITAL IMPROVEMENTS * MEMO *	100,000.00	4c Apartments		State and Federal Aid Receivable	104,900.00
DEBT SERVICE		Total 2477	271,654,446.00	Other Receivables	20,252.01
Principal Payments		Land Area 30.90 Sq. Miles		Total	6,633,550.69
Interest Payments	73,525.00	Net Valuation Taxable-Municipal	272,569,424	LIABILITIES, RESERVES, AND SURPLUS	
DEFERRED CHARGES	1,473,600.00	Net Valuation Taxable-County	396,833,871	Cash Liabilities	3,047,401.96
SCHOOL, COUNTY, SPECIAL DISTRICT TAXES	4,356,943.07	State Equalized Valuation	417,818,670	Reserves for Receivables	410,051.78
RESERVE FOR UNCOLLECTED TAXES	275,000.00	State Equalization Ratio	65.16	Surplus Dec. 31, 1989	3,176,096.95
EXPENDITURES TOTAL	8,939,214.93			Total	6,633,550.69

Population 1980 47,792
 Population 1990 45,051
 S & P Rating
 Moody Rating AA

General Tax Rate Per \$100. 12.50
 State Equalized Tax Rate 2.25

BLOOMFIELD TOWNSHIP - ESSEX COUNTY

Form of Government:

Special Charter (P.L. 1955 c. 201)

Number of Members on Governing Body - 7

PER CAPITA: PER CENT:
 Gross Debt 342.60 Gross Debt .73
 Net Debt 311.49 Net Debt .55
 Debt Service 21.41 Tax Levy Collected 95.23
 Total Tax Levy 1,226.90 Tax Levy Cancelled, Abated or Adjusted .32
 Municipal Expenditures 571.22

EXPENDITURES		REVENUES-REALIZED		1989 PROPERTY TAX	
GENERAL GOVERNMENT		REVENUES-REALIZED		STATE EQUALIZED TAX RATE .94	
Governing Body & Public Boards	65,719.41	1989 Property Taxes Collected	54,329,593.10	Local District School Taxes	22,665,469.00
Municipal Clerk	117,672.19	1989 Payments in Lieu of Taxes	37,150.47	Regional & Consolidated School Tax	
Financial Administration	232,157.66	Delinquent Tax & Lien Collections	651,194.15	School Taxes in Municipal Budget	
Assessment of Taxes	3,292,500.00	Business Personalty Replacement Taxes	1,039,063.12	County Taxes	14,573,624.79
Collection of Taxes		Taxes from Public Utilities	2,307,469.00	County Library Taxes	
Planning, Housing & Development	75,235.45	Other Miscellaneous Tax Revenues		Local Municipal Purpose Taxes	18,093,665.05
Human Resources	457,617.67	State Aid Revenues	1,318,707.77	Veteran & Senior Citizen Taxes	441,100.00
Elections		Federal Aid Revenues		Total Taxes for Rate Computation	55,583,858.34
General Administration (other)	362,029.27	State and Local Fiscal Assistance Act Utilized		Special District Taxes	75,000.00
JUDICIARY		Sale of Acquired Property		Bank Corp. Taxes	
Municipal Courts	107,633.14	Other Miscellaneous Revenues	1,278,111.70	Added and Omitted Taxes	67,781.46
PUBLIC SAFETY		Total	62,121,289.37	Total Taxes Levied - ABSTRACT	55,285,540.30
Fire Protection	7,745,443.50	Prior Years Surplus Appropriated	1,438,000.00	Total Taxes Billed	55,305,766.82
Police Protection	5,061,134.16	REVENUES TOTAL	63,609,259.37	1989 TAXES COLLECTED	54,329,593.16
Civil Defense & Disaster Control	151,453.32	Reserve For Uncollected Taxes	1,693,774.72	1989 Taxes Cancelled, Abated or Adjusted	174,229.66
Environmental Inspection & Control	437,750.64	CAPITAL OUTLAY TOTAL	3,471,997.57	Transfer to Tax Title Liens or Foreclosed	28,240.49
Other Public Safety				Balance Outstanding Dec. 31, 1989	773,703.60
PUBLIC WORKS		Public Enterprises	2,324,419.91	PRIOR YEARS TAXES OUTSTANDING	
Streets and Drainage	250,748.73	Recreation—Culture	60,910.75	Balance January 1, 1989	701,394.19
Sewers and Sewage Processing	903,076.44	Public Works	845,255.45	Collected in 1989	623,194.10
Garbage and Trash Disposal	3,112,019.93	Buildings and Grounds	239,411.46	Cancelled, Abated or Adjusted 1989	30,523.33
Public Buildings and Grounds	107,131.47	Library and Education		Transfers to Tax Title Liens or Foreclosed	12,142.37
Other Public Works	91,439.97	Conservation		Balance December 31, 1989	30,533.88
HEALTH and WELFARE		All Other		TAX TITLE LIENS OUTSTANDING	
Health Services Except Environmental	722,141.70			Balance January 1, 1989	58,722.67
Welfare-Public Assistance	173,342.20			Transfer From Taxes	42,731.76
Hospital, Clinics, First Aid	5,630.00			Redeemed in 1989	33,000.05
Animal, Insect, & Radient Control	63,500.00			Cancelled, Abated or Adjusted (1989)	
Other Welfare Services				Transfers to Foreclosed Property	
RECREATION and CONSERVATION				Balance December 31, 1989	63,454.38
Beaches and Boardwalks				PROPERTY ACQUIRED BY DEED OR FORECLOSURE	
Parks, Playgrounds, Shade Trees	198,241.69			Balance January 1, 1989	380,900.00
Land Reclamation & Conservation	2,900.00			Transfers From Taxes or Liens	
Other Recreational Services	445,939.58			Sale for Cash (1989)	25,800.00
EDUCATION (excluding schools)				Cancelled, Abated or Adjusted (1989)	
Libraries	731,200.00			Balance December 31, 1989	355,100.00
Other Educational Services	4,180.97			CURRENT FINANCES DECEMBER 31, 1989	
STATUTORY EXPENDITURES				ASSETS	
Pensions & F. L. C. A.	2,624,172.97			Cash Dec. 31, 1989	3,641,990.18
Employee Fringe Benefits	1,614,265.44			Taxes Receivable	304,237.48
Other Statutory Expenditures	1,000.00			Tax Title Liens	68,454.38
CETA And Other Public Employment Programs				Foreclosed Property	355,100.00
MUNICIPAL FUNCTIONS TOTAL	23,055,546.59			Emergencies & Other Deferred Charges	30,000.00
CAPITAL IMPROVEMENTS *MEMO*	204,000.00			State and Federal Aid Receivable	
DEBT SERVICE				Other Receivables	195,244.22
Principal Payments	660,000.00			Total	5,095,026.26
Interest Payments	304,699.71			LIABILITIES, RESERVES, AND SURPLUS	
DEFERRED CHARGES				Cash Liabilities	1,607,262.15
SCHOOL, COUNTY, SPECIAL DISTRICT TAXES	37,119,093.79			Reserves for Receivables	1,423,036.08
RESERVE FOR UNCOLLECTED TAXES	1,693,774.72			Surplus Dec. 31, 1989	2,064,728.03
EXPENDITURES TOTAL	62,858,964.12			Total	5,095,026.26
		CAPITAL DEBT AUTHORIZED, DECEMBER 31, 1989			
		ISSUED AND UNISSUED	GROSS DEBT	NET DEBT	
		School	1,704,000.00		
		Self-Liquidating	4,219,342	4,206,397	
		Other	9,829,527	9,329,527	
		Total	15,753,370	14,035,924	
		ISSUED AND OUTSTANDING			
		School	1,704,000.00	1,704,000.00	
		Self-Liquidating		1,390,000.00	
		Other		5,056,000.00	
		Total		8,150,000.00	
		EQUALIZED VALUATION BASIS FOR NET DEBT COMPUTATION		2,169,700,521	
		REAL PROPERTY VALUATIONS			
		Code Class # of Parcels % VAL'N ASSESSED VALUATION			
		1 Vacant Land 276 .50		2,164,700.00	
		2 Residential 10883 69.98		305,165,900.00	
		3 Farm			
		4a Commercial 742 17.42		76,060,200.00	
		4b Industrial 78 5.58		24,372,900.00	
		4c Apartments 105 6.63		28,943,400.00	
		Total 12084		436,707,100.00	
		Land Area 5.40 Sq. Miles			
		Net Valuation Taxable-Municipal		439,183,900	
		Net Valuation Taxable-County		2,236,445,664	
		State Equalized Valuation		2,412,607,532	
		State Equalization Ratio		18.12	

1981
 Population 1980 7,867
 Population 1990 7,530
 S & P Rating
 Moody Rating A

General Tax Rate Per \$100. 2.06
 State Equalized Tax Rate 2.34

BLOOMINGDALE BOROUGH - PASSAIC CO.

Form of Government:

Borough Council

Number of Members on Governing Body - 6

PER CAPITA:
 Grass Debt 653.06
 Net Debt 444.13
 Debt Service 57.93
 Total Tax Levy 1,325.31
 Municipal Expenditures 512.29

PER CENT:
 Gross Debt 1.27
 Net Debt .36
 Tax Levy Collected 95.09
 Tax Levy Cancelled, Abated or Adjusted 2.17

EXPENDITURES		REVENUES-REALIZED		1989 PROPERTY TAX	
GENERAL GOVERNMENT		1989 Property Taxes Collected		STATE EQUALIZED TAX RATE	
Governing Body & Public Boards	156,366.00	1989 Payments in Lieu of Taxes	9,500,542.12	Local District School Taxes	1.22
Municipal Clerk		Delinquent Tax & Lien Collections	196,051.91	Regional & Consolidated School Tax	
Financial Administration	33,120.00	Business Personalty Replacement Taxes	66,231.64	School Taxes in Municipal Budget	
Assessment of Taxes	25,220.00	Taxes from Public Utilities	312,495.00	County Taxes	.44
Collection of Taxes	53,675.00	Other Miscellaneous Tax Revenues		County Library Taxes	
Planning, Housing & Development	92,849.00	State Aid Revenues	87,562.10	Local Municipal Purpose Taxes	.67
Human Resources	2,300.00	Federal Aid Revenues		Veteran & Senior Citizen Taxes	
Elections	2,250.00	State and Local Fiscal Assistance Act Utilized		Total Taxes for Rate Computation	2.33
General Administration (other)	253,350.00	Sale of Acquired Property		Special District Taxes	
JUDICIARY		Other Miscellaneous Revenues	243,879.95	Bank Corp. Taxes	
Municipal Courts	25,970.00	Total	10,406,782.72	Added and Omitted Taxes	25,284.02
PUBLIC SAFETY		Prior Years Surplus Appropriated	307,000.00	Total Taxes Levied - ABSTRACT	9,979,566.88
Fire Protection	34,251.13	REVENUES TOTAL	10,713,782.72	Total Taxes Billed	9,990,857.97
Police Protection	695,737.00	Reserve For Uncollected Taxes	325,371.90	1989 TAXES COLLECTED	9,500,542.12
Civil Defense & Disaster Control	900.00	CAPITAL OUTLAY TOTAL	664,190.99	1989 Taxes Cancelled, Abated or Adjusted	217,265.27
Environmental Inspection & Control	33,029.00	Public Enterprises	235,999.74	Transfer to Tax Title Liens or Foreclosed	14,801.10
Other Public Safety		Recreation-Culture	1,523.56	Balance Outstanding Dec. 31, 1989	258,249.48
PUBLIC WORKS		Public Works	351,292.77	PRIOR YEARS TAXES OUTSTANDING	
Streets and Drainage	237,805.00	Buildings and Grounds	45,374.89	Balance January 1, 1989	205,310.28
Sewers and Sewage Processing	135,001.00	Library and Education		Collected in 1989	196,051.91
Garbage and Trash Disposal	457,823.00	Conservation		Cancelled, Abated or Adjusted 1989	4,760.45
Public Buildings and Grounds	56,150.00	All Other		Transfers to Tax Title Liens or Foreclosed	4,417.50
Other Public Works	32,376.13	CAPITAL DEBT AUTHORIZED, DECEMBER 31, 1989		Balance December 31, 1989	80.42
HEALTH and WELFARE		ISSUED AND UNISSUED		TAX TITLE LIENS OUTSTANDING	
Health Services Except Environmental	67,462.00	School	450,000.00	Balance January 1, 1989	17,997.39
Welfare-Public Assistance	5,600.00	Self-Liquidating	1,122,830.00	Transfer From Taxes	20,271.28
Hospital, Clinics, First Aid		Other	3,344,693.00	Redeemed in 1989	
Animal, Insect, & Rodent Control		Total	4,917,523.00	Cancelled, Abated or Adjusted (1989)	
Other Welfare Services		ISSUED AND OUTSTANDING		Transfers to Foreclosed Property	
RECREATION and CONSERVATION		School	450,000.00	Balance December 31, 1989	38,268.67
Beaches and Boardwalks		Self-Liquidating	622,830.00	PROPERTY ACQUIRED BY DEED OR FORECLOSURE	
Parks, Playgrounds, Shade Trees		Other	2,875,693.00	Balance January 1, 1989	332,200.00
Land Reclamation & Conservation		Total	3,948,523.00	Transfers From Taxes or Liens	
Other Recreational Services	21,200.00	EQUALIZED VALUATION BASIS FOR NET DEBT COMPUTATION		Sale for Cash (1989)	
EDUCATION (excluding schools)		REAL PROPERTY VALUATIONS		Cancelled, Abated or Adjusted (1989)	
Libraries	114,372.00	Code Class # of Parcels % VAL'N ASSESSED VALUATION		Balance December 31, 1989	332,200.00
Other Educational Services		1 Vacant Land 224 5.11 24,646,200.00		CURRENT FINANCES DECEMBER 31, 1989	
STATUTORY EXPENDITURES		2 Residential 2264 83.22 401,710,400.00		ASSETS	
Pensions & F. L. C. A.	251,060.00	3 Farm 8 .21 1,035,410.00		Cash Dec. 31, 1989	750,980.77
Employee Fringe Benefits	191,945.00	4a Commercial 97 7.15 34,523,500.00		Taxes Receivable	258,329.90
Other Statutory Expenditures		4b Industrial 3 .11 553,200.00		Tax Title Liens	38,268.67
CETA And Other Public Employment Programs		4c Apartments 7 4.20 20,259,500.00		Foreclosed Property	332,200.00
MUNICIPAL FUNCTIONS TOTAL	3,045,761.26	Total 2603 482,728,210.00		Emergencies & Other Deferred Charges	247,960.00
CAPITAL IMPROVEMENTS * MEMO *	31,050.00	Land Area 8.74 Sq. Miles		State and Federal Aid Receivable	765.03
DEBT SERVICE		Net Valuation Taxable-Municipal	483,765,726	Other Receivables	14,188.52
Principal Payments	207,057.00	Net Valuation Taxable-County	413,937,677	Total	1,642,692.89
Interest Payments	229,166.90	State Equalized Valuation	426,873,975	LIABILITIES, RESERVES, AND SURPLUS	
DEFERRED CHARGES		State Equalization Ratio	113.36	Cash Liabilities	380,008.69
SCHOOL, COUNTY, SPECIAL DISTRICT TAXES	7,107,932.86			Reserves for Receivables	642,987.09
RESERVE FOR UNCOLLECTED TAXES	325,371.90			Surplus Dec. 31, 1989	619,697.11
EXPENDITURES TOTAL	11,013,260.83			Total	1,642,692.89

Population 1980 364
Population 1990 390
S & P Rating
Moody Rating

General Tax Rate Per \$100. 3.80
State Equalized Tax Rate 1.76

BLOOMSBURY BOROUGH - HUNTERDON CO.

Form of Government:

Borough Council

Number of Members on Governing Body - 6

PER CAPITA: Gross Debt 553.26 PER CENT: Gross Debt 1.10
Net Debt 429.44 Net Debt .85
Debt Service 65.45 Tax Levy Collected 96.94
Total Tax Levy 1,120.12 Tax Levy Cancelled, Abated or Adjusted
Municipal Expenditures 518.84

EXPENDITURES		REVENUES-REALIZED		1989 PROPERTY TAX	
GENERAL GOVERNMENT		1989 Property Taxes Collected 967,515.92		STATE EQUALIZED TAX RATE 1.75	
Governing Body & Public Boards		1989 Payments in Lieu of Taxes		Local District School Taxes	544,719.00
Municipal Clerk		Delinquent Tax & Lien Collections	25,552.54	Regional & Consolidated School Tax	
Financial Administration	7,400.00	Business Personalty Replacement Taxes	13,543.96	School Taxes in Municipal Budget	
Assessment of Taxes	23,534.00	Taxes from Public Utilities	23,942.00	County Taxes	.31 161,642.53
Collection of Taxes	5,301.00	Other Miscellaneous Tax Revenues		County Library Taxes	.02 10,575.18
Planning, Housing & Development	4,650.00	State Aid Revenues	8,768.27	Local Municipal Purpose Taxes	.37 190,208.92
Human Resources		Federal Aid Revenues		Veteran & Senior Citizen Taxes	9,050.00
Elections	225.00	State and Local Fiscal Assistance Act Utilized		Total Taxes for Rate Computation	1.75 916,395.63
General Administration (other)	71,677.00	Sale of Acquired Property		Special District Taxes	
JUDICIARY		Other Miscellaneous Revenues	159,361.52	Bank Corp. Taxes	
Municipal Courts	27,542.03	Prior Years Surplus Appropriated	74,000.00	Added and Omitted Taxes	89,565.51
PUBLIC SAFETY		REVENUES TOTAL	1,297,604.31	Total Taxes Levied - ABSTRACT	996,911.14
Fire Protection	13,520.48	Reserve For Uncollected Taxes	38,323.36	Total Taxes Billed	998,096.53
Police Protection	23,026.00	CAPITAL OUTLAY TOTAL	2,162.12	1989 TAXES COLLECTED	967,515.92
Civil Defense & Disaster Control	600.00	Public Enterprises		1989 Taxes Cancelled, Abated or Adjusted	
Environmental Inspection & Control		Recreation-Culture		Transfer to Tax Title Liens or Foreclosed	140.58
Other Public Safety		Public Works		Balance Outstanding Dec. 31, 1989	30,433.93
PUBLIC WORKS		Buildings and Grounds	2,162.12	PRIOR YEARS TAXES OUTSTANDING	
Streets and Drainage	34,100.00	Library and Education		Balance January 1, 1989	23,552.54
Sewers and Sewage Processing	23,574.00	Conservation		Collected in 1989	25,552.54
Garbage and Trash Disposal		All Other		Cancelled, Abated or Adjusted 1989	
Public Buildings and Grounds	21,000.00	CAPITAL DEBT AUTHORIZED, DECEMBER 31, 1989		Transfers to Tax Title Liens or Foreclosed	
Other Public Works		ISSUED AND UNISSUED GROSS DEBT NET DEBT		Balance December 31, 1989	
HEALTH and WELFARE		School		TAX TITLE LIENS OUTSTANDING	
Health Services Except Environmental	500.00	Self-Liquidating	109,050	Balance January 1, 1989	1,038.05
Welfare-Public Assistance	3,300.00	Other	332,350	Transfer From Taxes	140.68
Hospital, Clinics, First Aid		Total	441,400	Redeemed in 1989	
Animal, Insect, & Radent Control	300.00	ISSUED AND OUTSTANDING		Cancelled, Abated or Adjusted (1989)	
Other Welfare Services		School		Transfers to Foreclosed Property	
RECREATION and CONSERVATION		Self-Liquidating	250.00	Balance December 31, 1989	1,234.73
Beaches and Boardwalks		Other	375,455.00	PROPERTY ACQUIRED BY DEED OR FORECLOSURE	
Parks, Playgrounds, Shade Trees		Total	375,705.00	Balance January 1, 1989	1,100.00
Land Reclamation & Conservation	1,500.00	EQUALIZED VALUATION BASIS		Transfers From Taxes or Liens	
Other Recreational Services	3,846.77	FOR NET DEBT COMPUTATION	44,857,407	Sale for Cash (1989)	
EDUCATION (excluding schools)		REAL PROPERTY VALUATIONS		Cancelled, Abated or Adjusted (1989)	
Libraries		Code Class # of Parcels % VAL'N ASSESSED VALUATION		Balance December 31, 1989	1,100.00
Other Educational Services		1 Vacant Land 74 2.96 680,100.00		CURRENT FINANCES DECEMBER 31, 1989	
STATUTORY EXPENDITURES		2 Residential 207 62.50 1,108,300.00		ASSETS	
Pensions & F. I. C. A.	10,155.00	3 Farm 15 2.73 473,100.00		Cash Dec. 31, 1989	58,932.17
Employee Fringe Benefits		4a Commercial 16 17.58 4,127,800.00		Taxes Receivable	30,433.93
Other Statutory Expenditures	250.00	4b Industrial 5 7.69 1,302,200.00		Tax Title Liens	1,234.73
CETA And Other Public Employment Programs		4c Apartments 2 1.71 234,200.00		Foreclosed Property	1,100.00
MUNICIPAL FUNCTIONS TOTAL	356,621.43	Total	379	Emergencies & Other Deferred Charges	25,047.32
CAPITAL IMPROVEMENTS * MEMO *	5,000.00	Land Area .30 Sq. Miles		State and Federal Aid Receivable	
DEBT SERVICE		Net Valuation Taxable-Municipal	23,537,073	Other Receivables	3,525.21
Principal Payments	32,900.00	Net Valuation Taxable-County	40,225,470	Total	650,373.36
Interest Payments	25,400.52	State Equalized Valuation	51,075,652	LIABILITIES, RESERVES, AND SURPLUS	
DEFERRED CHARGES		State Equalization Ratio	45.49	Cash Liabilities	389,204.85
SCHOOL, COUNTY, SPECIAL DISTRICT TAXES				Reserves for Receivables	36,393.87
RESERVE FOR UNCOLLECTED TAXES				Surplus Dec. 31, 1989	224,174.64
EXPENDITURES TOTAL	1,173,933.39			Total	650,373.36

0204
 Population 1980 8,344
 Population 1990 7,824
 S & P Rating
 Moody Rating A

General Tax Rate Per \$100. 2.75
 State Equalized Tax Rate 2.05

BOGOTA BOROUGH - BERGEN COUNTY

Form of Government:

Borough Council

Number of Members on Governing Body - 6

PER CAPITA:
 Gross Debt 277.12
 Net Debt 252.83
 Debt Service 11.33
 Total Tax Levy 1,153.27
 Municipal Expenditures 528.94

PER CENT:
 Gross Debt .54
 Net Debt .50
 Tax Levy Collected 98.10
 Tax Levy Cancelled, Abated or Adjusted .07

EXPENDITURES		REVENUES-REALIZED		1989 PROPERTY TAX	
GENERAL GOVERNMENT		REVENUES		STATE EQUALIZED TAX RATE	
Governing Body & Public Boards	125.00	1989 Property Taxes Collected	8,854,276.00	Local District School Taxes	1.19 5,241,808.00
Municipal Clerk		1989 Payments in Lieu of Taxes		Regional & Consolidated School Tax	
Financial Administration	45,012.00	Delinquent Tax & Lien Collections	107,679.00	School Taxes in Municipal Budget	
Assessment of Taxes	11,050.00	Business Personalty Replacement Taxes	261,020.00	County Taxes	.22 986,762.58
Collection of Taxes	22,550.00	Taxes from Public Utilities	354,201.00	County Library Taxes	
Planning, Housing & Development	15,100.00	Other Miscellaneous Tax Revenues		Local Municipal Purpose Taxes	.63 2,780,436.00
Human Resources	70,955.00	State Aid Revenues	106,356.00	Veteran & Senior Citizen Taxes	84,000.00
Elections		Federal Aid Revenues		Total Taxes for Rate Computation	2.04 9,093,006.58
General Administration (other)	560,689.00	State and Local Fiscal Assistance Act Utilized		Special District Taxes	
JUDICIARY		Sale of Acquired Property		Bank Corp. Taxes	
Municipal Courts	54,690.00	Other Miscellaneous Revenues	349,748.00	Added and Omitted Taxes	14,150.00
PUBLIC SAFETY		Total	10,033,280.00	Total Taxes Levied - ABSTRACT	9,023,156.58
Fire Protection	114,128.00	Prior Years Surplus Appropriated	300,000.00	Total Taxes Billed	9,025,606.00
Police Protection	941,129.00	REVENUES TOTAL	10,333,280.00	1989 TAXES COLLECTED	8,854,276.00
Civil Defense & Disaster Control	1,000.00	Reserve For Uncollected Taxes	217,000.00	1989 Taxes Cancelled, Abated or Adjusted	5,960.00
Environmental Inspection & Control	43,032.00	CAPITAL OUTLAY TOTAL	453,425.00	Transfer to Tax Title Liens or Foreclosed	
Other Public Safety		Public Enterprises		Balance Outstanding Dec. 31, 1989	165,370.00
PUBLIC WORKS		Recreation-Culture	19,230.00	PRIOR YEARS TAXES OUTSTANDING	
Streets and Drainage	252,200.00	Public Works	421,752.00	Balance January 1, 1989	107,679.00
Sewers and Sewage Processing	266,193.00	Buildings and Grounds	4,469.00	Collected in 1989	107,679.00
Garbage and Trash Disposal	619,930.00	Library and Education	7,974.00	Cancelled, Abated or Adjusted 1989	
Public Buildings and Grounds	22,790.00	Conservation		Transfers to Tax Title Liens or Foreclosed	
Other Public Works	19,000.00	All Other		Balance December 31, 1989	
HEALTH and WELFARE		CAPITAL DEBT AUTHORIZED, DECEMBER 31, 1989		TAX TITLE LIENS OUTSTANDING	
Health Services Except Environmental	18,850.00	ISSUED AND UNISSUED		Balance January 1, 1989	
Welfare-Public Assistance	3,344.00	School		Transfer From Taxes	
Hospital, Clinics, First Aid		Self-Liquidating		Redeemed in 1989	
Animal, Insect, & Rodent Control		Other	2,168,166	Cancelled, Abated or Adjusted (1989)	
Other Welfare Services		Total	2,168,166	Transfers to Foreclosed Property	
RECREATION and CONSERVATION		ISSUED AND OUTSTANDING		Balance December 31, 1989	
Beaches and Boardwalks		School		PROPERTY ACQUIRED BY DEED OR FORECLOSURE	
Parks, Playgrounds, Shade Trees	23,900.00	Self-Liquidating		Balance January 1, 1989	136,680.00
Land Reclamation & Conservation	50,131.00	Other	1,698,948.00	Transfers From Taxes or Liens	
Other Recreational Services	41,840.00	Total	1,698,948.00	Sale for Cash (1989)	
EDUCATION (excluding schools)		EQUALIZED VALUATION BASIS FOR NET DEBT COMPUTATION		Cancelled, Abated or Adjusted (1989)	
Libraries	138,400.00	REAL PROPERTY VALUATIONS		Balance December 31, 1989	136,680.00
Other Educational Services	100.00	Code Class # of Parcels % VAL'N ASSESSED VALUATION		CURRENT FINANCES DECEMBER 31, 1989	
STATUTORY EXPENDITURES		1 Vacant Land 39 .89 2,924,300.00		ASSETS	
Pensions & F. L. C. A.	256,839.00	2 Residential 2031 83.75 273,934,300.00		Cash Dec. 31, 1989	667,396.00
Employee Fringe Benefits	187,608.00	3 Farm 4a Commercial 73 6.76 22,119,200.00		Taxes Receivable	165,370.00
Other Statutory Expenditures		4b Industrial 20 3.13 10,251,100.00		Tax Title Liens	
CETA And Other Public Employment Programs		4c Apartments 25 5.46 17,876,700.00		Foreclosed Property	136,680.00
MUNICIPAL FUNCTIONS TOTAL	3,785,740.00	Total 2193 327,155,600.00		Emergencies & Other Deferred Charges	138,783.00
CAPITAL IMPROVEMENTS * MEMO *	15,000.00	Land Area .70 Sq. Miles		State and Federal Aid Receivable	12,841.00
DEBT SERVICE		Net Valuation Taxable-Municipal	327,689,305	Other Receivables	29,112.00
Principal Payments	83,628.00	Net Valuation Taxable-County	415,524,931	Total	1,150,182.00
Interest Payments	47,093.00	State Equalized Valuation	439,963,658	LIABILITIES, RESERVES, AND SURPLUS	
DEFERRED CHARGES		State Equalization Ratio	74.45	Cash Liabilities	265,258.00
SCHOOL, COUNTY, SPECIAL DISTRICT TAXES	6,228,570.58			Reserves for Receivables	331,162.00
RESERVE FOR UNCOLLECTED TAXES	217,000.00			Surplus Dec. 31, 1989	553,762.00
EXPENDITURES TOTAL	10,367,031.58			Total	1,150,182.00

1401

Population 1980 3,020
 Population 1990 3,343
 S & P Rating A+
 Moody Rating A

General Tax Rate Per \$100 4.20
 State Equalized Tax Rate 1.35

BOONTON TOWN - MORRIS COUNTY

Form of Government:

Town Council

Number of Members on Governing Body - 9

PER CAPITA: PER CENT:
 Gross Debt 1,193.17 Gross Debt 2.12
 Net Debt 121.53 Net Debt .22
 Debt Service 16.51 Tax Levy Collected 97.76
 Total Tax Levy 1,197.59 Tax Levy Cancelled, Abated
 Municipal Expenditures 535.54 or Adjusted .09

EXPENDITURES		REVENUES-REALIZED		1989 PROPERTY TAX	
GENERAL GOVERNMENT		REVENUES-REALIZED		STATE EQUALIZED TAX RATE 1.13	
Governing Body & Public Boards		1989 Property Taxes Collected	2,717,176.05	Local District School Taxes	6,003,196.00
Municipal Clerk		1989 Payments in Lieu of Taxes	2,274.35	Regional & Consolidated School Tax	
Financial Administration	55,136.50	Delinquent Tax & Lien Collections	203,653.47	School Taxes in Municipal Budget	
Assessment of Taxes	20,550.00	Business Personalty Replacement Taxes	324,737.44	County Taxes	1,275,266.28
Collection of Taxes	33,515.03	Taxes from Public Utilities	469,913.00	County Library Taxes	
Planning, Housing & Development	64,531.03	Other Miscellaneous Tax Revenues		Local Municipal Purpose Taxes	2,567,752.43
Human Resources	2,000.00	State Aid Revenues	62,201.22	Veteran & Senior Citizen Taxes	77,400.00
Elections	25,000.00	Federal Aid Revenues		Total Taxes for Rate Computation	9,923,514.71
General Administration (other)	355,154.65	State and Local Fiscal Assistance Act Utilized		Special District Taxes	
JUDICIARY		State and Local Fiscal Assistance Act Utilized		Bank Corp. Taxes	
Municipal Courts	64,555.74	Sale of Acquired Property		Added and Omitted Taxes	85,846.52
PUBLIC SAFETY		Other Miscellaneous Revenues	426,762.15	Total Taxes Levied - ABSTRACT	9,933,061.23
Fire Protection	52,557.74	Total	11,224,419.76	Total Taxes Billed	9,939,476.03
Police Protection	25,223.01	Prior Years Surplus Appropriated	540,000.00	1989 TAXES COLLECTED	9,717,176.05
Civil Defense & Disaster Control	2,100.00	REVENUES TOTAL	11,764,419.76	1989 Taxes Cancelled, Abated or Adjusted	2,035.46
Environmental Inspection & Control	35,350.00	Reserve For Uncollected Taxes	590,891.55	Transfer to Tax Title Liens or Foreclosed	
Other Public Safety		CAPITAL OUTLAY TOTAL	541,231.35	Balance Outstanding Dec. 31, 1989	213,264.52
PUBLIC WORKS		PUBLIC ENTERPRISES	379,852.07	PRIOR YEARS TAXES OUTSTANDING	
Streets and Drainage	451,532.01	Public Enterprises		Balance January 1, 1989	209,476.32
Sewers and Sewage Processing		Recreation-Culture		Collected in 1989	208,653.47
Gorbage and Trash Disposal	735,942.00	Public Works	70,247.38	Cancelled, Abated or Adjusted 1989	331.97
Public Buildings and Grounds	33,900.00	Buildings and Grounds	91,131.40	Transfers to Tax Title Liens or Foreclosed	
Other Public Works		Library and Education		Balance December 31, 1989	290.89
HEALTH and WELFARE		Conservation		TAX TITLE LIENS OUTSTANDING	
Health Services Except Environmental	149,127.51	All Other		Balance January 1, 1989	
Welfare-Public Assistance	16,320.00	CAPITAL DEBT AUTHORIZED, DECEMBER 31, 1989		Transfer From Taxes	
Hospital, Clinics, First Aid		ISSUED AND UNISSUED	GROSS DEBT	Redeemed in 1989	
Animal, Insect, & Radent Control		School	4,810,000	Cancelled, Abated or Adjusted (1989)	
Other Welfare Services		Self-Liquidating	4,689,500	Transfers to Foreclosed Property	
RECREATION and CONSERVATION		Other	430,050	Balance December 31, 1989	
Beaches and Boardwalks		Total	9,929,550	PROPERTY ACQUIRED BY DEED OR FORECLOSURE	
Parks, Playgrounds, Shade Trees	5,000.00	ISSUED AND OUTSTANDING		Balance January 1, 1989	98,600.00
Land Reclamation & Conservation	24,000.00	School	4,810,000.00	Transfers From Taxes or Liens	
Other Recreational Services	52,790.39	Self-Liquidating	3,421,600.00	Sale for Cash (1989)	
EDUCATION (excluding schools)		Other	8,658,400.00	Cancelled, Abated or Adjusted (1989)	
Libraries	41,000.00	Total	8,658,400.00	Balance December 31, 1989	98,600.00
Other Educational Services		EQUALIZED VALUATION BASIS		CURRENT FINANCES DECEMBER 31, 1989	
STATUTORY EXPENDITURES		FOR NET DEBT COMPUTATION	468,823,116	ASSETS	
Pensions & F. L. C. A.	295,500.00	REAL PROPERTY VALUATIONS		Cash Dec. 31, 1989	1,372,191.76
Employee Fringe Benefits	177,000.00	Code Class # of Parcels % VAL'N	ASSESSED VALUATION	Taxes Receivable	213,555.40
Other Statutory Expenditures		1 Vacant Land 132 2.66	6,032,900.00	Tax Title Liens	
CETA And Other Public Employment Programs		2 Residential 2169 76.31	171,687,500.00	Foreclosed Property	98,600.00
MUNICIPAL FUNCTIONS TOTAL	3,731,905.71	3 Farm 4 .07	175,100.00	Emergencies & Other Deferred Charges	57,763.37
CAPITAL IMPROVEMENTS *MEMO*	25,000.00	4a Commercial 132 10.19	22,918,700.00	State and Federal Aid Receivable	
DEBT SERVICE		4b Industrial 27 9.15	20,586,200.00	Other Receivables	2,191.60
Principal Payments	110,300.00	4c Apartments 14 1.60	3,601,200.00	Total	1,744,302.13
Interest Payments	27,470.43	Total	225,001,800.00	LIABILITIES, RESERVES, AND SURPLUS	
DEFERRED CHARGES	7,468.24	Land Area 2.42 Sq. Miles		Cash Liabilities	455,597.90
SCHOOL, COUNTY, SPECIAL DISTRICT TAXES	7,278,462.28	Net Valuation Taxable-Municipal	231,282,393	Reserves for Receivables	314,347.00
RESERVE FOR UNCOLLECTED TAXES	590,891.55	Net Valuation Taxable-County	577,207,425	Surplus Dec. 31, 1989	974,357.23
EXPENDITURES TOTAL	11,746,478.21	State Equalized Valuation	524,407,495	Total	1,744,302.13
		State Equalization Ratio	43.43		

Population 1980 3,273
 Population 1990 3,555
 S & P Rating
 Moody Rating

General Tax Rate Per \$100. 2.61
 State Equalized Tax Rate 1.17

BOONTON TOWNSHIP - MORRIS COUNTY

Form of Government:

Township Committee

Number of Members on Governing Body - 5

PER CAPITA:

Gross Debt 202.68
 Net Debt 194.83
 Debt Service 25.68
 Total Tax Levy 1,297.36
 Municipal Expenditures 445.91

PER CENT:

Gross Debt .21
 Net Debt .20
 Tax Levy Collected 96.95
 Tax Levy Cancelled, Abated or Adjusted .03

EXPENDITURES		REVENUES-REALIZED		1989 PROPERTY TAX	
GENERAL GOVERNMENT		REVENUES-REALIZED		STATE EQUALIZED TAX RATE → .69	
Governing Body & Public Boards		1989 Property Taxes Collected	4,485,842.63	Local District School Taxes	2,713,815.00
Municipal Clerk		1989 Payments in Lieu of Taxes		Regional & Consolidated School Tax	
Financial Administration	31,335.76	Delinquent Tax & Lien Collections	79,710.42	School Taxes in Municipal Budget	
Assessment of Taxes	15,003.00	Business Personalty Replacement Taxes	45,277.40	County Taxes	.24 956,962.77
Collection of Taxes	23,300.00	Taxes from Public Utilities	106,730.00	County Library Taxes	
Planning, Housing & Development	45,100.00	Other Miscellaneous Tax Revenues		Local Municipal Purpose Taxes	.23 908,056.08
Human Resources	45,550.00	State Aid Revenues	27,973.53	Veteran & Senior Citizen Taxes	28,100.00
Elections	83,000.00	Federal Aid Revenues		Total Taxes for Rate Computation	1.16 4,606,933.85
General Administration (other)	153,255.00	State and Local Fiscal Assistance Act Utilized		Special District Taxes	
JUDICIARY		Sale of Acquired Property		Bank Corp. Taxes	
Municipal Courts	24,115.00	Other Miscellaneous Revenues	170,843.48	Added and Omitted Taxes	47,554.59
PUBLIC SAFETY		Total	4,976,377.56	Total Taxes Levied - ABSTRACT	4,626,388.44
Fire Protection	33,575.67	Prior Years Surplus Appropriated	374,000.00	Total Taxes Billed	4,627,135.21
Police Protection	367,833.49	REVENUES TOTAL	5,350,377.56	1989 TAXES COLLECTED	4,485,842.68
Civil Defense & Disaster Control	3,300.00	Reserve For Uncollected Taxes	135,931.68	1989 Taxes Cancelled, Abated or Adjusted	1,537.67
Environmental Inspection & Control	49,255.00	CAPITAL OUTLAY TOTAL	212,378.20	Transfer to Tax Title Liens or Foreclosed	237.51
Other Public Safety				Balance Outstanding Dec. 31, 1989	139,517.35
PUBLIC WORKS		Public Enterprises		PRIOR YEARS TAXES OUTSTANDING	
Streets and Drainage	216,559.00	Recreation-Culture		Balance January 1, 1989	79,156.87
Sewers and Sewage Processing		Public Works	63,063.21	Collected in 1989	78,815.38
Garbage and Trash Disposal	24,795.00	Buildings and Grounds	149,314.99	Cancelled, Abated or Adjusted 1989	
Public Buildings and Grounds	33,800.00	Library and Education		Transfers to Tax Title Liens or Foreclosed	
Other Public Works		Conservation		Balance December 31, 1989	341.49
HEALTH and WELFARE		All Other		TAX TITLE LIENS OUTSTANDING	
Health Services Except Environmental	35,700.00			Balance January 1, 1989	2,675.19
Welfare-Public Assistance	1,450.00			Transfer From Taxes	237.51
Hospital, Clinics, First Aid				Redeemed in 1989	895.04
Animal, Insect, & Rodent Control				Cancelled, Abated or Adjusted (1989)	
Other Welfare Services				Transfers to Foreclosed Property	
RECREATION and CONSERVATION				Balance December 31, 1989	2,017.66
Beaches and Boardwalks	450.00			PROPERTY ACQUIRED BY DEED OR FORECLOSURE	
Parks, Playgrounds, Shade Trees				Balance January 1, 1989	151,530.00
Land Reclamation & Conservation				Transfers From Taxes or Liens	
Other Recreational Services	3,700.00			Sale for Cash (1989)	
EDUCATION (excluding schools)				Cancelled, Abated or Adjusted (1989)	
Libraries				Balance December 31, 1989	151,530.00
Other Educational Services				CURRENT FINANCES DECEMBER 31, 1989	
STATUTORY EXPENDITURES				ASSETS	
Pensions & F. L. C. A.	102,690.00			Cash Dec. 31, 1989	408,020.47
Employee Fringe Benefits	40,825.00			Taxes Receivable	139,858.84
Other Statutory Expenditures	100.00			Tax Title Liens	2,017.66
CETA And Other Public Employment Programs				Foreclosed Property	151,530.00
MUNICIPAL FUNCTIONS TOTAL	1,341,917.01			Emergencies & Other Deferred Charges	
CAPITAL IMPROVEMENTS *MEMO*	45,000.00			State and Federal Aid Receivable	
DEBT SERVICE				Other Receivables	63,230.33
Principal Payments	75,000.00			Total	764,657.30
Interest Payments	16,560.30			LIABILITIES, RESERVES, AND SURPLUS	
DEFERRED CHARGES	20,715.25			Cash Liabilities	192,175.29
SCHOOL, COUNTY, SPECIAL DISTRICT TAXES	3,670,777.77			Reserves for Receivables	356,636.83
RESERVE FOR UNCOLLECTED TAXES	135,931.68			Surplus Dec. 31, 1989	215,845.18
EXPENDITURES TOTAL	5,260,902.01			Total	764,657.30
		EQUALIZED VALUATION BASIS FOR NET DEBT COMPUTATION	350,539,970		
		REAL PROPERTY VALUATIONS			
		Code Class # of Parcels % VAL'N	ASSESSED VALUATION		
		1 Vacant Land 193 3.94	6,885,500.00		
		2 Residential 1243 88.63	155,045,900.00		
		3 Farm 56 1.78	3,120,730.00		
		4a Commercial 6 .55	970,200.00		
		4b Industrial 7 5.03	8,801,200.00		
		4c Apartments 1 .06	107,800.00		
		Total 1506	174,931,330.00		
		Land Area 8.20 Sq. Miles			
		Net Valuation Taxable-Municipal	175,462,853		
		Net Valuation Taxable-County	433,445,473		
		State Equalized Valuation	391,614,309		
		State Equalization Ratio	44.73		

0303
 Population 1980 4,441
 Population 1990 4,341
 S & P Rating
 Moody Rating AAA

General Tax Rate Per \$100. 5.79
 State Equalized Tax Rate 2.07

BORDENTOWN CITY - BURLINGTON CO.
 Form of Government:
 Commission (1911)
 Number of Members on Governing Body - 3

PER CAPITA:
 Gross Debt 1,694.00
 Net Debt 723.33
 Debt Service 16.99
 Total Tax Levy 822.89
 Municipal Expenditures 475.33

PER CENT:
 Gross Debt 5.11
 Net Debt 2.18
 Tax Levy Collected 95.17
 Tax Levy Cancelled, Abated or Adjusted

EXPENDITURES		REVENUES-REALIZED		1989 PROPERTY TAX	
GENERAL GOVERNMENT		REVENUES-REALIZED		STATE EQUALIZED TAX RATE	
Governing Body & Public Boards		1989 Property Taxes Collected 3,400,015.63		Local District School Taxes	
Municipal Clerk		1989 Payments in Lieu of Taxes		Regional & Consolidated School Tax 1.08 1,858,931.51	
Financial Administration		Delinquent Tax & Lien Collections 111,614.33		School Taxes in Municipal Budget	
Assessment of Taxes 69,445.38		Business Personalty Replacement Taxes 77,708.52		County Taxes .50 858,769.32	
Collection of Taxes 16,104.64		Taxes from Public Utilities 258,765.80		County Library Taxes .03 49,155.27	
Planning, Housing & Development 25,200.00		Other Miscellaneous Tax Revenues		Local Municipal Purpose Taxes .46 786,000.00	
Human Resources 2,397.25		State Aid Revenues 55,259.29		Veteran & Senior Citizen Taxes	
Elections 4,110.99		Federal Aid Revenues		Total Taxes for Rate Computation 2.07 3,591,291.10	
General Administration (other) 23,317.91		State and Local Fiscal Assistance Act Utilized		Special District Taxes	
JUDICIARY		Sale of Acquired Property		Bank Corp. Taxes	
Municipal Courts 34,739.46		Other Miscellaneous Revenues		Added and Omitted Taxes	
PUBLIC SAFETY		Total 336,352.99		Total Taxes Levied - ABSTRACT 3,572,136.29	
Fire Protection 33,375.54		Prior Years Surplus Appropriated 404,243.87		Total Taxes Billed 3,572,577.55	
Police Protection 4,223.65		REVENUES TOTAL 4,643,960.93		1989 TAXES COLLECTED 3,400,015.63	
Civil Defense & Disaster Control		Reserve For Uncollected Taxes		1989 Taxes Cancelled, Abated or Adjusted	
Environmental Inspection & Control 32,500.00		CAPITAL OUTLAY TOTAL 4,644,414.20		Transfer to Tax Title Liens or Foreclosed 5,319.16	
Other Public Safety		Public Enterprises 183,033.73		Balance Outstanding Dec. 31, 1989 167,242.71	
PUBLIC WORKS		Recreation-Culture		PRIOR YEARS TAXES OUTSTANDING	
Streets and Drainage 113,623.30		Public Works 117,699.34		Balance January 1, 1989 106,699.13	
Sewers and Sewage Processing 135,000.00		Buildings and Grounds 1,638.63		Collected in 1989 100,101.59	
Garbage and Trash Disposal 83,000.00		Library and Education		Cancelled, Abated or Adjusted 1989	
Public Buildings and Grounds 142,115.13		Conservation		Transfers to Tax Title Liens or Foreclosed 2,585.14	
Other Public Works		All Other		Balance December 31, 1989 4,012.40	
HEALTH and WELFARE		CAPITAL DEBT AUTHORIZED, DECEMBER 31, 1989		TAX TITLE LIENS OUTSTANDING	
Health Services Except Environmental		ISSUED AND UNISSUED GROSS DEBT NET DEBT		Balance January 1, 1989 15,608.00	
Welfare-Public Assistance 5,000.00		School 670,031		Transfer From Taxes 7,904.30	
Hospital, Clinics, First Aid		Self-Liquidating 4,692,752		Redeemed in 1989 11,513.24	
Animal, Insect, & Rodent Control		Other 1,990,885		Cancelled, Abated or Adjusted (1989)	
Other Welfare Services		Total 7,353,667		Transfers to Foreclosed Property	
RECREATION and CONSERVATION		ISSUED AND OUTSTANDING		Balance December 31, 1989 11,999.06	
Beaches and Boardwalks		School 670,031.47		PROPERTY ACQUIRED BY DEED OR FORECLOSURE	
Parks, Playgrounds, Shade Trees 19,380.33		Self-Liquidating 4,651,825.73		Balance January 1, 1989 11,050.00	
Land Reclamation & Conservation		Other 1,325,000.00		Transfers From Taxes or Liens	
Other Recreational Services		Total 7,146,857.20		Sale for Cash (1989)	
EDUCATION (excluding schools)		EQUALIZED VALUATION BASIS FOR NET DEBT COMPUTATION 143,904,375		Cancelled, Abated or Adjusted (1989)	
Libraries 5,000.00		REAL PROPERTY VALUATIONS		Balance December 31, 1989 11,050.00	
Other Educational Services		Code Class # of Parcels % VAL'N ASSESSED VALUATION		CURRENT FINANCES DECEMBER 31, 1989	
STATUTORY EXPENDITURES		1 Vacant Land 62 1.26 770,850.00		ASSETS	
Pensions & F. L. C. A. 124,147.08		2 Residential 1137 59.75 36,554,000.00		Cash Dec. 31, 1989 747,943.28	
Employee Fringe Benefits 70,000.00		3 Farm 2 .04 27,400.00		Taxes Receivable 171,255.11	
Other Statutory Expenditures		4a Commercial 122 15.91 9,733,300.00		Tax Title Liens 11,999.06	
CETA And Other Public Employment Programs		4b Industrial ? 14.76 9,783,250.00		Foreclosed Property 11,050.00	
MUNICIPAL FUNCTIONS TOTAL 1,735,721.92		4c Apartments 18 8.63 5,312,250.00		Emergencies & Other Deferred Charges 108,801.34	
CAPITAL IMPROVEMENTS * MEMO 15,000.00		Total 1370 01,181,050.00		State and Federal Aid Receivable	
DEBT SERVICE		Land Area .94 Sq. Miles		Other Receivables 64,332.65	
Principal Payments 73,755.20		Net Valuation Taxable-Municipal 61,400,500		Total 1,115,886.64	
Interest Payments		Net Valuation Taxable-County 147,406,701		LIABILITIES, RESERVES, AND SURPLUS	
DEFERRED CHARGES 50,434.51		State Equalized Valuation 171,546,949		Cash Liabilities 693,570.33	
SCHOOL, COUNTY, SPECIAL DISTRICT TAXES 2,706,356.10		State Equalization Ratio 35.71		Reserves for Receivables 259,136.32	
RESERVE FOR UNCOLLECTED TAXES 1,564,627				Surplus Dec. 31, 1989 163,179.49	
EXPENDITURES TOTAL 4,832,414.06				Total 1,115,886.64	

0304

Population 1980 7,170
 Population 1990 7,683
 S & P Rating
 Moody Rating A

General Tax Rate Per \$100. 3.42
 State Equalized Tax Rate 2.22

BORDENTOWN TWP. - BURLINGTON CO.

Form of Government:
 Township Committee

Number of Members on Governing Body - 5

PER CAPITA:
 Gross Debt 844.04
 Net Debt 535.79
 Debt Service 90.63
 Total Tax Levy 1,197.99
 Municipal Expenditures 544.47

PER CENT:
 Gross Debt 1.85
 Net Debt 1.17
 Tax Levy Collected 95.53
 Tax Levy Cancelled, Abated or Adjusted .66

EXPENDITURES	REVENUES-REALIZED	1989 PROPERTY TAX
GENERAL GOVERNMENT		STATE EQUALIZED TAX RATE
Governing Body & Public Boards		Local District School Taxes
Municipal Clerk		Regional & Consolidated School Tax 1.23
Financial Administration 63,146.00	1989 Property Taxes Collected 8,793,978.19	School Taxes in Municipal Budget
Assessment of Taxes 53,230.00	1989 Payments in Lieu of Taxes	County Taxes .58
Collection of Taxes 33,100.00	Delinquent Tax & Lien Collections 213,507.11	County Library Taxes .03
Planning, Housing & Development 44,475.00	Business Personalty Replacement Taxes 125,572.48	Local Municipal Purpose Taxes .38
Human Resources 34,759.44	Taxes from Public Utilities 554,387.00	Veteran & Senior Citizen Taxes
Elections 3,025.00	Other Miscellaneous Tax Revenues	Total Taxes for Rate Computation 2.22
General Administration (other) 333,000.00	State Aid Revenues 233,938.68	Special District Taxes
	Federal Aid Revenues	Bank Corp. Taxes
JUDICIARY	State and Local Fiscal Assistance Act Utilized	Added and Omitted Taxes
Municipal Courts 110,674.01	Sale of Acquired Property	Total Taxes Levied - ABSTRACT
PUBLIC SAFETY	Other Miscellaneous Revenues	Total Taxes Billed
Fire Protection 500.00	Total 612,479.53	1989 TAXES COLLECTED
Police Protection 785,679.56	Prior Years Surplus Appropriated 995,000.00	1989 Taxes Cancelled, Abated or Adjusted
Civil Defense & Disaster Control 2,500.00	REVENUES TOTAL 11,523,862.99	Transfer to Tax Title Liens or Foreclosed
Environmental Inspection & Control	Reserve For Uncollected Taxes 432,301.51	Balance Outstanding Dec. 31, 1989
Other Public Safety	CAPITAL OUTLAY TOTAL 729,073.98	PRIOR YEARS TAXES OUTSTANDING
PUBLIC WORKS	Public Enterprises 909.25	Balance January 1, 1989
Streets and Drainage 565,700.00	Recreation-Culture	Collected in 1989
Sewers and Sewage Processing	Public Works 670,208.55	Cancelled, Abated or Adjusted 1989
Garbage and Trash Disposal 315,000.00	Buildings and Grounds 57,956.18	Transfers to Tax Title Liens or Foreclosed
Public Buildings and Grounds 139,000.00	Library and Education	Balance December 31, 1989
Other Public Works	Conservation	TAX TITLE LIENS OUTSTANDING
HEALTH and WELFARE	All Other	Balance January 1, 1989
Health Services Except Environmental 3,700.00	CAPITAL DEBT AUTHORIZED, DECEMBER 31, 1989	Transfer From Taxes
Welfare-Public Assistance 3,900.00	ISSUED AND UNISSUED GROSS DEBT NET DEBT	Redeemed in 1989
Hospital, Clinics, First Aid	Schaal 1,634,958	Cancelled, Abated or Adjusted (1989)
Animal, Insect, & Rodent Control	Self-Liquidating 440,000	Transfers to Foreclosed Property
Other Welfare Services	Other 4,409,815	Balance December 31, 1989
RECREATION and CONSERVATION	Total 5,484,734	PROPERTY ACQUIRED BY DEED OR FORECLOSURE
Beaches and Boardwalks	ISSUED AND OUTSTANDING	Balance January 1, 1989
Parks, Playgrounds, Shade Trees 115,000.00	Schaal	Transfers From Taxes or Liens
Land Reclamation & Conservation 1,500.00	Self-Liquidating 400,000.00	Sale for Cash (1989)
Other Recreational Services	Other 3,653,000.00	Cancelled, Abated or Adjusted (1989)
EDUCATION (excluding schools)	Total 4,053,000.00	Balance December 31, 1989
Libraries 5,000.00	EQUALIZED VALUATION BASIS FOR NET DEBT COMPUTATION 351,146,379	CURRENT FINANCES DECEMBER 31, 1989
Other Educational Services	REAL PROPERTY VALUATIONS	ASSETS
STATUTORY EXPENDITURES	Code Class # of Parcels % VAL'N ASSESSED VALUATION	Cash Dec. 31, 1989
Pensions & F. L. C. A. 197,823.44	1 Vacant Land 214 5.06 12,701,500.00	Taxes Receivable
Employee Fringe Benefits 150,200.00	2 Residential 2159 57.31 143,820,450.00	Tax Title Liens
Other Statutory Expenditures 12,600.00	3 Farm 74 .30 2,161,440.00	Foreclosed Property
CETA And Other Public Employment Programs	4a Commercial 172 26.35 6,211,300.00	Emergencies & Other Deferred Charges
MUNICIPAL FUNCTIONS TOTAL 3,044,562.45	4b Industrial 16 4.26 10,703,000.00	State and Federal Aid Receivable
CAPITAL IMPROVEMENTS * M.C.M.O.* 50,500.00	4c Apartments 5 6.12 15,354,400.00	Other Receivables
DEBT SERVICE	Total 2640 250,952,090.00	Total 2,232,968.94
Principal Payments 343,000.00	Land Area 7.41 Sq. Miles	LIABILITIES, RESERVES, AND SURPLUS
Interest Payments 353,304.99	Net Valuation Taxable-Municipal 255,273,200	Cash Liabilities
DEFERRED CHARGES 10,012.90	Net Valuation Taxable-County 393,769,493	Reserves for Receivables
SCHOOL, COUNTY, SPECIAL DISTRICT TAXES 7,590,737.10	State Equalized Valuation 390,579,529	Surplus Dec. 31, 1989
RESERVE FOR UNCOLLECTED TAXES 432,301.51	State Equalization Ratio 64.97	Total 1,190,473.58
EXPENDITURES TOTAL 11,775,913.95		Total 2,232,968.94

1304
 Population 1980 9,710
 Population 1990 9,487
 S & P Rating
 Moody Rating A

General Tax Rate Per \$100. 1.93
 State Equalized Tax Rate 1.34

BOUND BROOK BOROUGH - SOMERSET CO.
 Form of Government:
Borough Council
 Number of Members on Governing Body - 6

PER CAPITA:
 Gross Debt 552.89
 Net Debt 458.89
 Debt Service 50.00
 Total Tax Levy 970.79
 Municipal Expenditures 496.87

PER CENT:
 Gross Debt 1.19
 Net Debt .99
 Tax Levy Collected 96.80
 Tax Levy Cancelled, Abated or Adjusted .62

EXPENDITURES		REVENUES-REALIZED		1989 PROPERTY TAX	
GENERAL GOVERNMENT		REVENUES-REALIZED		STATE EQUALIZED TAX RATE	
Governing Body & Public Boards		1989 Property Taxes Collected	8,950,833.72	Local District School Taxes	.92 4,643,144.50
Municipal Clerk		1989 Payments in Lieu of Taxes		Regional & Consolidated School Tax	
Financial Administration	50,333.00	Delinquent Tax & Lien Collections	219,301.74	School Taxes in Municipal Budget	
Assessment of Taxes	25,347.00	Business Personalty Replacement Taxes	94,516.04	County Taxes	.39 1,959,521.49
Collection of Taxes	21,531.00	Taxes from Public Utilities	534,289.00	County Library Taxes	
Planning, Housing & Development	13,441.00	Other Miscellaneous Tax Revenues		Local Municipal Purpose Taxes	.51 2,587,569.73
Human Resources	50,514.00	State Aid Revenues	130,812.75	Veteran & Senior Citizen Taxes	95,500.00
Elections	3,324.00	Federal Aid Revenues		Total Taxes for Rate Computation	1.82 9,285,735.72
General Administration (other)	7,070.50	State and Local Fiscal Assistance Act Utilized		Special District Taxes	
JUDICIARY		Sale of Acquired Property		Bank Corp. Taxes	
Municipal Courts	70,726.34	Other Miscellaneous Revenues	1,302,925.73	Added and Omitted Taxes	19,684.60
PUBLIC SAFETY		Total	11,233,079.03	Total Taxes Levied - ABSTRACT	9,209,920.32
Fire Protection	123,029.60	Prior Years Surplus Appropriated	150,000.00	Total Taxes Billed	9,240,320.15
Police Protection	231,742.93	REVENUES TOTAL	11,383,079.03	1989 TAXES COLLECTED	8,950,333.72
Civil Defense & Disaster Control	1,358.00	Reserve For Uncollected Taxes	373,000.00	1989 Taxes Cancelled, Abated or Adjusted	57,480.34
Environmental Inspection & Control	57,373.00	CAPITAL OUTLAY TOTAL	224,054.50	Transfer to Tax Title Liens or Foreclosed	4,183.10
Other Public Safety		Public Enterprises		Balance Outstanding Dec. 31, 1989	233,823.99
PUBLIC WORKS		Recreation-Culture	3,175.00	PRIOR YEARS TAXES OUTSTANDING	
Streets and Drainage	222,742.95	Public Works	143,924.43	Balance January 1, 1989	224,205.09
Sewers and Sewage Processing	248,475.00	Buildings and Grounds	73,614.37	Collected in 1989	219,801.76
Garbage and Trash Disposal	804,271.00	Library and Education	3,340.00	Cancelled, Abated or Adjusted 1989	
Public Buildings and Grounds	84,493.00	Conservation		Transfers to Tax Title Liens or Foreclosed	4,403.35
Other Public Works	25,400.00	All Other		Balance December 31, 1989	
HEALTH and WELFARE		CAPITAL DEBT AUTHORIZED, DECEMBER 31, 1989		TAX TITLE LIENS OUTSTANDING	
Health Services Except Environmental	43,353.00	ISSUED AND UNISSUED		Balance January 1, 1989	15,135.71
Welfare-Public Assistance	12,979.00	School	162,000	Transfer From Taxes	9,564.85
Hospital, Clinics, First Aid		Self-Liquidating		Redeemed in 1989	
Animal, Insect, & Rodent Control		Other	5,083,310	Cancelled, Abated or Adjusted (1989)	
Other Welfare Services		Total	5,245,310	Transfers to Foreclosed Property	
RECREATION and CONSERVATION		ISSUED AND OUTSTANDING		Balance December 31, 1989	24,700.56
Beaches and Boardwalks		School	162,000.00	PROPERTY ACQUIRED BY DEED OR FORECLOSURE	
Parks, Playgrounds, Shade Trees	11,296.00	Self-Liquidating		Balance January 1, 1989	5,909.00
Land Reclamation & Conservation		Other	4,440,160.56	Transfers From Taxes or Liens	
Other Recreational Services	83,292.00	Total	4,602,160.56	Sale for Cash (1989)	
EDUCATION (excluding schools)		EQUALIZED VALUATION BASIS FOR NET DEBT COMPUTATION	441,451,235	Cancelled, Abated or Adjusted (1989)	
Libraries	165,000.00	REAL PROPERTY VALUATIONS		Balance December 31, 1989	5,909.00
Other Educational Services		Code Class # of Parcels % VAL'N ASSESSED VALUATION		CURRENT FINANCES DECEMBER 31, 1989	
STATUTORY EXPENDITURES		1 Vacant Land 54 .98 4,044,400.00		ASSETS	
Pensions & F. L. C. A.	301,356.00	2 Residential 2240 30.33 370,627,900.00		Cash Dec. 31, 1989	673,375.15
Employee Fringe Benefits	173,707.00	3 Farm 237 12.56 57,964,800.00		Taxes Receivable	233,823.99
Other Statutory Expenditures		4a Commercial 1 .20 943,600.00		Tax Title Liens	24,700.56
CETA And Other Public Employment Programs		4c Apartments 34 6.03 27,812,700.00		Foreclosed Property	5,909.00
MUNICIPAL FUNCTIONS TOTAL	3,843,635.27	Total 2576 461,393,400.00		Emergencies & Other Deferred Charges	135,000.00
CAPITAL IMPROVEMENTS * M E M O *	100,000.00	Land Area 1.60 Sq. Miles		State and Federal Aid Receivable	
DEBT SERVICE		Net Valuation Taxable-Municipal	478,064,329	Other Receivables	324,210.35
Principal Payments	210,000.00	Net Valuation Taxable-County	484,273,402	Total	1,397,019.05
Interest Payments	254,376.01	State Equalized Valuation	501,895,481	LIABILITIES, RESERVES, AND SURPLUS	
DEFERRED CHARGES		State Equalization Ratio	95.10	Cash Liabilities	363,062.53
SCHOOL, COUNTY, SPECIAL DISTRICT TAXES	6,602,665.99			Reserves for Receivables	588,643.90
RESERVE FOR UNCOLLECTED TAXES	373,000.00			Surplus Dec. 31, 1989	445,312.62
EXPENDITURES TOTAL	11,316,445.01			Total	1,397,019.05

Population 1980 4,772
 Population 1990 4,475
 S & P Rating
 Moody Rating BAA1

General Tax Rate Per \$100. 1.78
 State Equalized Tax Rate 1.95

BRADLEY BEACH BORO. - MONMOUTH CO.

Form of Government:
 Commission (1911)

Number of Members on Governing Body - 3

PER CAPITA: Gross Debt 651.69 Net Debt 642.98 Debt Service 41.89 Total Tax Levy 1,370.01 Municipal Expenditures 885.71
 PER CENT: Gross Debt 1.11 Net Debt 1.10 Tax Levy Collected 93.00 Tax Levy Cancelled, Abated or Adjusted

EXPENDITURES	REVENUES-REALIZED	1989 PROPERTY TAX
GENERAL GOVERNMENT		STATE EQUALIZED TAX RATE
Governing Body & Public Boards	1989 Property Taxes Collected 5,702,643.29	Local District School Taxes .84 2,594,778.00
Municipal Clerk	1989 Payments in Lieu of Taxes	Regional & Consolidated School Tax
Financial Administration 75,485.28	Delinquent Tax & Lien Collections 197,193.36	School Taxes in Municipal Budget
Assessment of Taxes 13,231.00	Business Penalty Replacement Taxes 37,154.52	County Taxes .37 1,146,714.05
Collection of Taxes 37,737.75	Taxes from Public Utilities 267,655.00	County Library Taxes
Planning, Housing & Development 15,350.00	Other Miscellaneous Tax Revenues	Local Municipal Purpose Taxes .73 2,271,482.25
Human Resources 35,917.26	State Aid Revenues 78,043.05	Veteran & Senior Citizen Taxes 38,400.00
Elections	Federal Aid Revenues	Total Taxes for Rate Computation 1.94 6,051,374.30
General Administration (other) 380,520.99	State and Local Fiscal Assistance Act Utilized	Special District Taxes
JUDICIARY	Sale of Acquired Property 75,000.00	Bank Corp. Taxes
Municipal Courts 45,500.00	Other Miscellaneous Revenues 859,193.46	Added and Omitted Taxes 117,841.29
PUBLIC SAFETY	Total 7,216,893.19	Total Taxes Levied - ABSTRACT 6,130,815.59
Fire Protection 85,835.69	Prior Years Surplus Appropriated 359,000.00	Total Taxes Billed 6,132,086.29
Police Protection 255,311.67	REVENUES TOTAL 7,574,893.19	1989 TAXES COLLECTED 5,702,648.29
Civil Defense & Disaster Control 500.00	Reserve For Uncollected Taxes 318,017.92	1989 Taxes Cancelled, Abated or Adjusted
Environmental Inspection & Control 159,357.59	CAPITAL OUTLAY TOTAL 1,380,402.31	Transfer to Tax Title Liens or Foreclosed 12,322.06
Other Public Safety	Public Enterprises	Balance Outstanding Dec. 31, 1989 417,115.94
PUBLIC WORKS	Recreation-Culture 1,172,291.40	PRIOR YEARS TAXES OUTSTANDING
Streets and Drainage 4,920.50	Public Works 178,414.39	Balance January 1, 1989 188,814.20
Sewers and Sewage Processing	Buildings and Grounds 29,695.52	Collected in 1989 162,662.63
Garbage and Trash Disposal 336,569.96	Library and Education	Cancelled, Abated or Adjusted 1989
Public Buildings and Grounds 47,443.90	Conservation	Transfers to Tax Title Liens or Foreclosed 23,935.05
Other Public Works 281,519.73	All Other	Balance December 31, 1989 2,216.52
HEALTH and WELFARE	CAPITAL DEBT AUTHORIZED, DECEMBER 31, 1989	TAX TITLE LIENS OUTSTANDING
Health Services Except Environmental 13,956.66	ISSUED AND UNISSUED GROSS DEBT NET DEBT	Balance January 1, 1989 28,036.66
Welfare-Public Assistance 23,000.00	School 39,000	Transfer From Taxes 39,728.29
Hospital, Clinics, First Aid	Self-Liquidating 61,769	Redeemed in 1989 34,531.23
Animal, Insect, & Rodent Control 1,935.00	Other 2,815,557	Cancelled, Abated or Adjusted (1989)
Other Welfare Services 10,378.00	Total 2,916,326	Transfers to Foreclosed Property
RECREATION and CONSERVATION	ISSUED AND OUTSTANDING	Balance December 31, 1989 33,233.72
Beaches and Boardwalks 234,235.02	School 39,000.00	PROPERTY ACQUIRED BY DEED OR FORECLOSURE
Parks, Playgrounds, Shade Trees 7,600.00	Self-Liquidating 30,000.00	Balance January 1, 1989 114,555.00
Land Reclamation & Conservation 25,300.00	Other 2,238,721.95	Transfers From Taxes or Liens
Other Recreational Services 52,250.77	Total 2,307,721.95	Sale for Cash (1989) 75,000.00
EDUCATION (excluding schools)	EQUALIZED VALUATION BASIS FOR NET DEBT COMPUTATION 262,565,296	Cancelled, Abated or Adjusted (1989)
Libraries 68,911.54	REAL PROPERTY VALUATIONS	Balance December 31, 1989 39,555.00
Other Educational Services	Code Class # of Parcels % VAL'N ASSESSED VALUATION	CURRENT FINANCES DECEMBER 31, 1989
STATUTORY EXPENDITURES	1 Vacant Land 157 1.48 4,995,400.00	ASSETS
Pensions & F. I. C. A. 253,837.08	2 Residential 1720 78.39 265,240,600.00	Cash Dec. 31, 1989 2,165,368.22
Employee Fringe Benefits 240,052.52	3 Farm 30,250,900.00	Taxes Receivable 419,332.46
Other Statutory Expenditures	4a Commercial 107 8.94 1,118,800.00	Tax Title Liens 33,233.72
CETA And Other Public Employment Programs	4b Industrial 6 .33 36,753,100.00	Foreclosed Property 39,555.00
MUNICIPAL FUNCTIONS TOTAL 3,369,447.91	4c Apartments 47 10.36 338,358,800.00	Emergencies & Other Deferred Charges 79,860.00
CAPITAL IMPROVEMENTS *MEMO* 30,000.00	Total 2037 338,358,800.00	State and Federal Aid Receivable 1,605.67
DEBT SERVICE	Land Area .70 Sq. Miles	Other Receivables 114,800.67
Principal Payments 96,500.00	Net Valuation Taxable-Municipal 338,902,303	Total 2,853,755.74
Interest Payments 93,958.46	Net Valuation Taxable-County 274,600,536	LIABILITIES, RESERVES, AND SURPLUS
DEFERRED CHARGES 88,620.16	State Equalized Valuation 309,716,383	Cash Liabilities 1,673,243.16
SCHOOL, COUNTY, SPECIAL DISTRICT TAXES 3,741,492.05	State Equalization Ratio 109.44	Reserves for Receivables 587,751.85
RESERVE FOR UNCOLLECTED TAXES 318,017.92		Surplus Dec. 31, 1989 592,760.73
EXPENDITURES TOTAL 7,705,036.50		Total 2,853,755.74

*Includes County Health Service Taxes, County Vocational School Taxes, or County Open Space Tax. See Table 13.

1305
 Population 1980 7,345
 Population 1990 10,838
 S & P Rating
 Moody Rating A1

General Tax Rate Per \$100. 1.39
 State Equalized Tax Rate 1.55

BRANCHBURG TOWNSHIP - SOMERSET CO.
 Form of Government:
 Township Committee
 Number of Members on Governing Body - 5

PER CAPITA:
 Gross Debt 536.49
 Net Debt 443.26
 Debt Service 11.06
 Total Tax Levy 1,532.34
 Municipal Expenditures 511.21

PER CENT:
 Gross Debt .63
 Net Debt .52
 Tax Levy Collected 94.08
 Tax Levy Cancelled, Abated or Adjusted 1.07

EXPENDITURES		REVENUES-REALIZED		1989 PROPERTY TAX	
GENERAL GOVERNMENT				STATE EQUALIZED TAX RATE	
Governing Body & Public Boards		1989 Property Taxes Collected	15,790,576.82	Local District School Taxes	.98
Municipal Clerk		1989 Payments in Lieu of Taxes	16,210.15	Regional & Consolidated School Tax	
Financial Administration	76,930.00	Delinquent Tax & Lien Collections	712,146.69	School Taxes in Municipal Budget	
Assessment of Taxes	59,531.00	Business Personalty Replacement Taxes	105,477.56	County Taxes	.43
Collection of Taxes	37,310.00	Taxes from Public Utilities	2,065,051.00	County Library Taxes	.03
Planning, Housing & Development	150,417.00	Other Miscellaneous Tax Revenues		Local Municipal Purpose Taxes	.09
Human Resources	33,333.33	State Aid Revenues	73,704.36	Veteran & Senior Citizen Taxes	
Elections	195,125.00	Federal Aid Revenues		Total Taxes for Rate Computation	1.53
General Administration (other)	720,800.00	State and Local Fiscal Assistance Act Utilized		Special District Taxes	
JUDICIARY		Sole of Acquired Property		Bank Corp. Taxes	
Municipal Courts	60,110.00	Other Miscellaneous Revenues	973,004.56	Added and Omitted Taxes	
PUBLIC SAFETY		Total	19,742,171.14	Total Taxes Levied - ABSTRACT	16,694,100.75
Fire Protection	252,637.43	Prior Years Surplus Appropriated	1,450,000.00	Total Taxes Billed	16,734,729.50
Police Protection	740,479.31	REVENUES TOTAL	21,192,171.14	1989 TAXES COLLECTED	15,790,576.82
Civil Defense & Disaster Control	11,200.00	Reserve For Uncollected Taxes	731,100.00	1989 Taxes Cancelled, Abated or Adjusted	179,698.53
Environmental Inspection & Control	153,490.00	CAPITAL OUTLAY TOTAL	3,339,231.71	Transfer to Tax Title Liens or Foreclosed	4,777.59
Other Public Safety				Balance Outstanding Dec. 31, 1989	809,476.56
PUBLIC WORKS		Public Enterprises		PRIOR YEARS TAXES OUTSTANDING	
Streets and Drainage	1,056,000.00	Recreation-Culture	177.00	Balance January 1, 1989	849,033.22
Sewers and Sewage Processing	75,000.00	Public Works	95.00	Collected in 1989	597,274.07
Garbage and Trash Disposal		Buildings and Grounds	3,339,009.71	Cancelled, Abated or Adjusted 1989	93,427.53
Public Buildings and Grounds	164,430.30	Library and Education		Transfers to Tax Title Liens or Foreclosed	102,448.47
Other Public Works		Conservation		Balance December 31, 1989	55,933.15
HEALTH and WELFARE		All Other		TAX TITLE LIENS OUTSTANDING	
Health Services Except Environmental	105,329.00	CAPITAL DEBT AUTHORIZED, DECEMBER 31, 1989		Balance January 1, 1989	114,872.62
Welfare-Public Assistance	12,900.00	ISSUED AND UNISSUED		Transfer From Taxes	127,766.96
Hospital, Clinics, First Aid	500.00	SCHOOL	957,000	Redeemed in 1989	114,872.62
Animal, Insect, & Rodent Control	3,200.00	Self-Liquidating	109,000	Cancelled, Abated or Adjusted (1989)	
Other Welfare Services		Other	4,876,356	Transfers to Foreclosed Property	
RECREATION and CONSERVATION		Total	5,341,356	Balance December 31, 1989	127,766.96
Beaches and Boardwalks		ISSUED AND OUTSTANDING		PROPERTY ACQUIRED BY DEED OR FORECLOSURE	
Parks, Playgrounds, Shade Trees		School	357,000.00	Balance January 1, 1989	
Land Reclamation & Conservation	31,136.00	Self-Liquidating	109,000.00	Transfers From Taxes or Liens	
Other Recreational Services	101,425.00	Other	4,079,000.00	Sole for Cash (1989)	
EDUCATION (excluding schools)		Total	5,046,000.00	Cancelled, Abated or Adjusted (1989)	
Libraries		EQUALIZED VALUATION BASIS FOR NET DEBT COMPUTATION	922,238,500	Balance December 31, 1989	
Other Educational Services	1,000.00	REAL PROPERTY VALUATIONS		CURRENT FINANCES DECEMBER 31, 1989	
STATUTORY EXPENDITURES		Code Class # of Parcels % VAL'N		ASSETS	
Pensions & F. L. C. A.	321,740.00	1 Vacant Land 485 5.75	67,563,000.00	Cash Dec. 31, 1989	2,054,705.70
Employee Fringe Benefits	303,000.00	2 Residential 3096 70.61	829,062,400.00	Taxes Receivable	865,409.71
Other Statutory Expenditures		3 Farm 252 2.91	34,195,000.00	Tax Title Liens	127,766.96
CETA And Other Public Employment Programs		4a Commercial 103 5.52	54,037,300.00	Foreclosed Property	
MUNICIPAL FUNCTIONS TOTAL	4,634,516.97	4b Industrial 02 15.10	177,327,500.00	Emergencies & Other Deferred Charges	90,000.00
CAPITAL IMPROVEMENTS * MEMO *	250,000.00	4c Apartments		State and Federal Aid Receivable	721.24
DEBT SERVICE		Total	1,174,135,200.00	Other Receivables	15,469.50
Principal Payments	57,000.00	Land Area 20.35 Sq. Miles		Total	3,154,073.41
Interest Payments	70,374.00	Net Valuation Taxable-Municipal	1,180,196,965	LIABILITIES, RESERVES, AND SURPLUS	
DEFERRED CHARGES		Net Valuation Taxable-County	1,110,734,415	Cash Liabilities	1,107,390.41
SCHOOL, COUNTY, SPECIAL DISTRICT TAXES	15,321,511.17	State Equalized Valuation	1,061,081,735	Reserves for Receivables	1,003,846.47
RESERVE FOR UNCOLLECTED TAXES	731,100.00	State Equalization Ratio	111.29	Surplus Dec. 31, 1989	1,038,030.53
EXPENDITURES TOTAL	20,877,512.14			Total	3,154,073.41

1903
 Population 1980 870
 Population 1990 851
 S & P Rating
 Moody Rating

General Tax Rate Per \$100. 2.26
 State Equalized Tax Rate 1.07

BRANCHVILLE BOROUGH SUSSEX CO.
 Form of Government:
Borough Council
 Number of Members on Governing Body - 6

PER CAPITA:
 Gross Debt 1,384.18
 Net Debt 188.01
 Debt Service
 Total Tax Levy 915.81
 Municipal Expenditures 1,009.68

PER CENT:
 Gross Debt 1.86
 Net Debt .25
 Tax Levy Collected 95.95
 Tax Levy Cancelled, Abated or Adjusted

EXPENDITURES	REVENUES-REALIZED	1989 PROPERTY TAX	
GENERAL GOVERNMENT		STATE EQUALIZED TAX RATE	
Governing Body & Public Boards		Local District School Taxes .22	162,829.50
Municipal Clerk		Regional & Consolidated School Tax .45	325,262.90
Financial Administration 19,775.00	1989 Property Taxes Collected 749,724.52	School Taxes in Municipal Budget	
Assessment of Taxes 6,250.00	1989 Payments in Lieu of Taxes	County Taxes .38 *	275,157.80
Collection of Taxes 14,200.00	Delinquent Tax & Lien Collections 27,760.80	County Library Taxes .02	12,528.35
Planning, Housing & Development 13,210.00	Business Personalty Replacement Taxes 32,684.48	Local Municipal Purpose Taxes	
Human Resources	Taxes from Public Utilities 809,819.96	Veteran & Senior Citizen Taxes	10,750.00
Elections	Other Miscellaneous Tax Revenues	Total Taxes for Rate Computation 1.07	786,528.55
General Administration (other) 103,500.00	State Aid Revenues 5,719.39	Special District Taxes	
JUDICIARY	Federal Aid Revenues	Bank Corp. Taxes	
Municipal Courts 14,100.00	State and Local Fiscal Assistance Act Utilized	Added and Omitted Taxes	3,572.31
PUBLIC SAFETY	Sale of Acquired Property	Total Taxes Levied - ABSTRACT	779,350.86
Fire Protection 54,524.45	Other Miscellaneous Revenues	Total Taxes Billed	781,377.21
Police Protection 11,000.00	Total 211,695.15	1989 TAXES COLLECTED	749,724.52
Civil Defense & Disaster Control 3,000.00	Prior Years Surplus Appropriated 546,000.00	1989 Taxes Cancelled, Abated or Adjusted	
Environmental Inspection & Control 11,000.00	REVENUES TOTAL 2,333,404.30	Transfer to Tax Title Liens or Foreclosed	
Other Public Safety	Reserve For Uncollected Taxes 70,148.00	Balance Outstanding Dec. 31, 1989	31,652.69
PUBLIC WORKS	CAPITAL OUTLAY TOTAL 117,520.44	PRIOR YEARS TAXES OUTSTANDING	
Streets and Drainage 143,000.00	Public Enterprises 19,747.04	Balance January 1, 1989	27,760.80
Sewers and Sewage Processing 57,650.59	Recreation-Culture	Collected in 1989	27,760.80
Gorbage and Trash Disposal 98,000.00	Public Works 37,830.00	Cancelled, Abated or Adjusted 1989	
Public Buildings and Grounds 11,000.00	Buildings and Grounds 59,943.40	Transfers to Tax Title Liens or Foreclosed	
Other Public Works	Library and Education	Balance December 31, 1989	
HEALTH and WELFARE	Conservation	TAX TITLE LIENS OUTSTANDING	
Health Services Except Environmental 4,100.00	All Other	Balance January 1, 1989	
Welfare-Public Assistance 3,050.00		Transfer From Taxes	
Hospital, Clinics, First Aid 3,000.00	CAPITAL DEBT AUTHORIZED, DECEMBER 31, 1989	Redeemed in 1989	
Animal, Insect, & Rodent Control 1,300.00	ISSUED AND UNISSUED GROSS DEBT NET DEBT	Cancelled, Abated or Adjusted (1989)	
Other Welfare Services	School 517,934	Transfers to Foreclosed Property	
RECREATION and CONSERVATION	Self-Liquidating 400,000	Balance December 31, 1989	
Beaches and Boardwalks	Other 160,000	PROPERTY ACQUIRED BY DEED OR FORECLOSURE	
Parks, Playgrounds, Shade Trees	Total 1,177,934	Balance January 1, 1989	
Land Reclamation & Conservation	ISSUED AND OUTSTANDING	Transfers From Taxes or Liens	
Other Recreational Services 25,750.00	School 329,924.43	Sale for Cash (1989)	
EDUCATION (excluding schools)	Self-Liquidating	Cancelled, Abated or Adjusted (1989)	
Libraries	Other	Balance December 31, 1989	
Other Educational Services 25,000.00	Total 329,924.43	CURRENT FINANCES DECEMBER 31, 1989	
STATUTORY EXPENDITURES	EQUALIZED VALUATION BASIS FOR NET DEBT COMPUTATION 63,492,475	ASSETS	
Pensions & F. L. C. A. 17,200.00	REAL PROPERTY VALUATIONS	Cash Dec. 31, 1989	1,945,383.90
Employee Fringe Benefits	Code Class # of Parcels % VAL'N	Taxes Receivable	31,652.69
Other Statutory Expenditures 2,000.00	1 Vacant Land 51 1.33	Tox Title Liens	
CETA And Other Public Employment Programs	2 Residential 272 48.33	Foreclosed Property	
MUNICIPAL FUNCTIONS TOTAL 717,000.04	3 Farm	Emergencies & Other Deferred Charges	
CAPITAL IMPROVEMENTS * M E M O *	4a Commercial 51 49.92	State and Federal Aid Receivable	
DEBT SERVICE	4b Industrial	Other Receivables	20,032.04
Principal Payments	4c Apartments 4 1.42	Total	1,997,068.63
Interest Payments	Total 379	LIABILITIES, RESERVES, AND SURPLUS	
DEFERRED CHARGES 72,000.00	Land Area .55 Sq. Miles	Cash Liabilities	763,003.61
SCHOOL, COUNTY, SPECIAL DISTRICT TAXES 775,778.55	Net Valuation Taxable-Municipal 34,416,146	Reserves for Receivables	51,684.73
RESERVE FOR UNCOLLECTED TAXES 70,148.00	Net Valuation Taxable-County 67,161,205	Surplus Dec. 31, 1989	1,182,380.29
EXPENDITURES TOTAL 1,635,016.59	State Equalized Valuation 72,348,628	Total	1,997,068.63
	State Equalization Ratio 47.52		

*Includes County Health Service Taxes, County Vocational School Taxes, or County Open Space Tax. See Table 13.

1500
 Population 1980 53,527
 Population 1990 60,475
 S & P Rating A
 Moody Rating A

General Tax Rate Per \$100. 3.95
 State Equalized Tax Rate 1.45

BRICK TOWNSHIP - OCEAN COUNTY
 Form of Government:
Mayor-Council Plan B (OMCL 50)
 Number of Members on Governing Body - 7

PER CAPITA:
 Gross Debt 605.15
 Net Debt 472.02
 Debt Service 54.57
 Total Tax Levy 1,065.63
 Municipal Expenditures 432.61

PER CENT:
 Gross Debt 1.31
 Net Debt .79
 Tax Levy Collected 75.61
 Tax Levy Cancelled, Abated or Adjusted

EXPENDITURES		REVENUES-REALIZED		1989 PROPERTY TAX			
GENERAL GOVERNMENT				STATE EQUALIZED TAX RATE			
Governing Body & Public Boards	192,719.00	1989 Property Taxes Collected	67,727,374.72	Local District School Taxes	.77		
Municipal Clerk	207,530.00	1989 Payments in Lieu of Taxes		Regional & Consolidated School Tax			
Financial Administration	107,554.48	Delinquent Tax & Lien Collections	2,755,037.30	School Taxes in Municipal Budget			
Assessment of Taxes	231,327.00	Business Personalty Replacement Taxes	199,357.00	County Taxes	.36 *		
Collection of Taxes	255,034.00	Taxes from Public Utilities	3,222,439.56	County Library Taxes	.32		
Planning, Housing & Development	167,006.00	Other Miscellaneous Tax Revenues		Local Municipal Purpose Taxes	.30		
Human Resources	277,363.52	State Aid Revenues	54,703.91	Veteran & Senior Citizen Taxes	771,950.00		
Elections	7,300.00	Federal Aid Revenues		Total Taxes for Rate Computation	1.45		
General Administration (other)	1,607,159.00	State and Local Fiscal Assistance Act Utilized		Special District Taxes	1,790,250.00		
JUDICIARY		Sale of Acquired Property		Bank Corp. Taxes			
Municipal Courts	227,651.57	Other Miscellaneous Revenues	7,864,839.97	Added and Omitted Taxes	1,333,415.63		
PUBLIC SAFETY		Total	78,541,771.64	Total Taxes Levied - ABSTRACT	70,830,719.11		
Fire Protection		Prior Years Surplus Appropriated	6,325,000.00	Total Taxes Billed	70,830,719.11		
Police Protection	4,759,105.91	REVENUES TOTAL	84,866,771.64	1989 TAXES COLLECTED	67,729,394.92		
Civil Defense & Disaster Control	3,400.00	Reserve For Uncollected Taxes	7,864,000.00	1989 Taxes Cancelled, Abated or Adjusted			
Environmental Inspection & Control	485,442.00	CAPITAL OUTLAY TOTAL	5,478,954.57	Transfer to Tax Title Liens or Foreclosed			
Other Public Safety		Public Enterprises		Balance Outstanding Dec. 31, 1989	3,109,324.19		
PUBLIC WORKS		Recreation-Culture	847,149.02	PRIOR YEARS TAXES OUTSTANDING			
Streets and Drainage	1,335,379.00	Public Works	1,520,311.13	Balance January 1, 1989	2,941,225.31		
Sewers and Sewage Processing	113,470.00	Buildings and Grounds	3,111,494.42	Collected in 1989	2,907,917.83		
Garbage and Trash Disposal	6,310,209.00	Library and Education		Cancelled, Abated or Adjusted 1989			
Public Buildings and Grounds	657,653.00	Conservation		Transfers to Tax Title Liens or Foreclosed			
Other Public Works	208,930.00	All Other		Balance December 31, 1989	33,307.49		
HEALTH and WELFARE		CAPITAL DEBT AUTHORIZED, DECEMBER 31, 1989		TAX TITLE LIENS OUTSTANDING			
Health Services Except Environmental		ISSUED AND UNISSUED		Balance January 1, 1989	183,560.66		
Welfare-Public Assistance	79,679.00	School	3,467,000	Transfer From Taxes			
Hospital, Clinics, First Aid		Self-Liquidating	140,000	Redeemed in 1989	97,119.55		
Animal, Insect, & Rodent Control	40,000.00	Other	31,619,450	Cancelled, Abated or Adjusted (1989)			
Other Welfare Services		Total	40,226,450	Transfers to Foreclosed Property			
RECREATION and CONSERVATION		ISSUED AND OUTSTANDING		Balance December 31, 1989	96,441.31		
Beaches and Boardwalks	50,234.00	School	3,467,000.00	PROPERTY ACQUIRED BY DEED OR			
Parks, Playgrounds, Shade Trees	1,000.00	Self-Liquidating	140,000.00	FORECLOSURE			
Land Reclamation & Conservation	73,579.20	Other	30,780,700.00	Balance January 1, 1989	551,800.00		
Other Recreational Services	403,432.00	Total	39,387,700.00	Transfers From Taxes or Liens			
EDUCATION (excluding schools)		EQUALIZED VALUATION BASIS		Sale for Cash (1989)			
Libraries		FOR NET DEBT COMPUTATION	3,978,809,789	Cancelled, Abated or Adjusted (1989)			
Other Educational Services		REAL PROPERTY VALUATIONS		Balance December 31, 1989	551,800.00		
STATUTORY EXPENDITURES		Code	Class	# of Parcels	% VAL'N	ASSESSED VALUATION	
Pensions & F. I. C. A.	1,802,928.12	1	Vacant Land	4471	3.92	68,516,350.00	Cash Dec. 31, 1989
Employee Fringe Benefits	1,237,930.00	2	Residential	25759	35.37	1,490,450,550.00	Taxes Receivable
Other Statutory Expenditures	75,000.00	3	Farm	7	.05	829,100.00	3,142,631.67
CETA And Other Public Employment Programs		4a	Commercial	626	3.99	156,954,850.00	Tax Title Liens
MUNICIPAL FUNCTIONS	21,209,227.72	4b	Industrial	16	.21	3,730,450.00	96,441.31
CAPITAL IMPROVEMENTS	400,000.00	4c	Apartments	14	1.46	25,421,750.00	Foreclosed Property
DEBT SERVICE		Total		30893		1,745,903,050.00	551,800.00
Principal Payments	1,652,858.59	Land Area	26.40	Sq. Miles			Emergencies & Other Deferred Charges
Interest Payments	1,974,400.00	Net Valuation Taxable-Municipal					264,200.00
DEFERRED CHARGES	56,072.50	Net Valuation Taxable-County					4,635.18
SCHOOL, COUNTY, SPECIAL DISTRICT TAXES	55,671,194.15	State Equalized Valuation					Other Receivables
RESERVE FOR UNCOLLECTED TAXES	3,864,000.00	State Equalization Ratio					510,503.56
EXPENDITURES TOTAL	84,427,752.96						Total
							18,131,091.69
							LIABILITIES, RESERVES, AND SURPLUS
							Cash Liabilities
							4,341,307.83
							Reserves for Receivables
							4,301,376.54
							Surplus Dec. 31, 1989
							9,488,407.32
							Total
							18,131,091.69

*Includes County Health Service Taxes, County Vocational School Taxes, or County Open Space Tax. See Table 13.

0501
 Population 1980 13,795
 Population 1990 13,942
 S & P Rating
 Moody Rating BAA

General Tax Rate Per \$100. 5.70
 State Equalized Tax Rate 3.27

BRIDGETON CITY - CUMBERLAND COUNTY

Form of Government:

Mayor-Council Plan A (OMCL 50)

Number of Members on Governing Body - 5

PER CAPITA: Gross Debt 373.27 PER CENT: Gross Debt 2.87
 Net Debt 181.72 Net Debt 1.40
 Debt Service 21.37 Tax Levy Collected 87.64
 Total Tax Levy 497.78 Tax Levy Cancelled, Abated or Adjusted .06
 Municipal Expenditures 588.38

EXPENDITURES	REVENUES-REALIZED	1989 PROPERTY TAX
GENERAL GOVERNMENT		STATE EQUALIZED TAX RATE
Governing Body & Public Boards 7,907.40	1989 Property Taxes Collected 8,267,321.49	Local District School Taxes 1.22 3,502,590.00
Municipal Clerk 63,429.99	1989 Payments in Lieu of Taxes 131,619.00	Regional & Consolidated School Tax
Financial Administration 20,703.89	Delinquent Tax & Lien Collections 932,442.13	School Taxes in Municipal Budget
Assessment of Taxes 200,729.00	Business Personalty Replacement Taxes 579,480.76	County Taxes 1.04 * 2,988,750.21
Collection of Taxes 110,298.00	Taxes from Public Utilities 970,601.00	County Library Taxes
Planning, Housing & Development 1,273,958.63	Other Miscellaneous Tax Revenues	Local Municipal Purpose Taxes 1.01 2,908,485.13
Human Resources 1,201,653.02	State Aid Revenues 4,022,136.55	Veteran & Senior Citizen Taxes 195,050.00
Elections	Federal Aid Revenues	Total Taxes for Rate Computation 3.27 9,594,865.34
General Administration (other) 1,068,934.00	State and Local Fiscal Assistance Act Utilized	Special District Taxes
JUDICIARY	Sale of Acquired Property	Bank Corp. Taxes
Municipal Courts 177,606.99	Other Miscellaneous Revenues 1,036,173.24	Added and Omitted Taxes 29,053.95
PUBLIC SAFETY	Total 15,039,774.22	Total Taxes Levied - ABSTRACT 9,429,869.29
Fire Protection 506,538.40	Prior Years Surplus Appropriated 1,325,000.00	Total Taxes Billed 9,432,770.37
Police Protection 1,517,030.62	REVENUES TOTAL 17,364,774.22	1989 TAXES COLLECTED 8,267,321.49
Civil Defense & Disaster Control 2,200.00	Reserve For Uncollected Taxes 1,441,000.00	1989 Taxes Cancelled, Abated or Adjusted 6,071.23
Environmental Inspection & Control 151,332.00	CAPITAL OUTLAY TOTAL 278,311.15	Transfer to Tax Title Liens or Foreclosed 232,269.54
Other Public Safety	Public Enterprises	Balance Outstanding Dec. 31, 1989 927,108.11
PUBLIC WORKS	Recreation-Culture 115,642.29	PRIOR YEARS TAXES OUTSTANDING
Streets and Drainage 1,053,774.90	Public Works 73,779.22	Balance January 1, 1989 977,568.48
Sewers and Sewage Processing 174,474.00	Buildings and Grounds 88,889.64	Collected in 1989 846,670.47
Garbage and Trash Disposal 263,000.00	Library and Education	Cancelled, Abated or Adjusted 1989 722.10
Public Buildings and Grounds	Conservation	Transfers to Tax Title Liens or Foreclosed 53,684.82
Other Public Works	All Other	Balance December 31, 1989 76,491.09
HEALTH and WELFARE	CAPITAL DEBT AUTHORIZED, DECEMBER 31, 1989	TAX TITLE LIENS OUTSTANDING
Health Services Except Environmental 316,724.16	ISSUED AND UNISSUED GROSS DEBT NET DEBT	Balance January 1, 1989 761,533.13
Welfare-Public Assistance 57,150.00	School 3,223,000	Transfer From Taxes 274,457.54
Hospital, Clinics, First Aid	Self-Liquidating 365,000	Redeemed in 1989 135,771.71
Animal, Insect, & Rodent Control	Other 3,432,500	Cancelled, Abated or Adjusted (1989) 143,557.88
Other Welfare Services	Total 7,070,500	Transfers to Foreclosed Property 751,661.08
RECREATION and CONSERVATION	ISSUED AND OUTSTANDING	Balance December 31, 1989
Beaches and Boardwalks 2,203.89	School 3,223,000.00	PROPERTY ACQUIRED BY DEED OR FORECLOSURE
Parks, Playgrounds, Shade Trees 3,000.00	Self-Liquidating 365,000.00	Balance January 1, 1989 1,991,335.52
Land Reclamation & Conservation 242,047.75	Other 2,770,250.00	Transfers From Taxes or Liens 171,417.48
Other Recreational Services	Total 6,358,250.00	Sale for Cash (1989) 13,350.00
EDUCATION (excluding schools)	EQUALIZED VALUATION BASIS FOR NET DEBT COMPUTATION 246,475,936	Cancelled, Abated or Adjusted (1989) 53,350.00
Libraries 149,974.00	REAL PROPERTY VALUATIONS	Balance December 31, 1989 2,096,053.00
Other Educational Services 4,600.00	Code Class # of Parcels % VAL'N ASSESSED VALUATION	CURRENT FINANCES DECEMBER 31, 1989
STATUTORY EXPENDITURES	1 Vacant Land 1049 1.96 3,141,200.00	ASSETS
Pensions & F. L. C. A. 519,552.37	2 Residential 4564 65.61 105,005,600.00	Cash Dec. 31, 1989 3,344,004.09
Employee Fringe Benefits	3 Farm 16 .14 214,400.00	Taxes Receivable 1,003,599.20
Other Statutory Expenditures	4a Commercial 485 16.47 26,352,850.00	Tax Title Liens 751,661.08
CETA And Other Public Employment Programs 9,193,932.88	4b Industrial 54 11.84 18,953,500.00	Foreclosed Property 2,096,053.00
MUNICIPAL FUNCTIONS TOTAL 9,193,932.88	4c Apartments 37 3.99 6,382,300.00	Emergencies & Other Deferred Charges 9,907.65
CAPITAL IMPROVEMENTS *MEMO* 24,907.65	Total 6205 160,049,850.00	State and Federal Aid Receivable 7,215.19
DEBT SERVICE	Land Area 6.50 Sq. Miles	Other Receivables 1,813,385.12
Principal Payments 217,409.07	Net Valuation Taxable-Municipal 164,977,481	Total 9,025,825.33
Interest Payments 167,368.33	Net Valuation Taxable-County 260,292,243	LIABILITIES, RESERVES, AND SURPLUS
DEFERRED CHARGES 105,362.41	State Equalized Valuation 283,954,566	Cash Liabilities 1,553,677.45
SCHOOL, COUNTY, SPECIAL DISTRICT TAXES 6,491,330.21	State Equalization Ratio 57.36	Reserves for Receivables 5,664,698.40
RESERVE FOR UNCOLLECTED TAXES 1,441,000.00		Surplus Dec. 31, 1989 1,807,449.48
EXPENDITURES TOTAL 17,636,402.90		Total 9,025,825.33

*Includes County Health Service Taxes, County Vocational School Taxes, or County Open Space Tax. See Table 13.

1806

Population 1980 29,175
 Population 1990 32,509
 S & P Rating AA
 Moody Rating AA1

General Tax Rate Per \$100. 2.15
 State Equalized Tax Rate 1.45

BRIDGEWATER TOWNSHIP - SOMERSET CO.

Form of Government:

Mayor-Council Plan E (OMCL 50)

Number of Members on Governing Body - 5

PER CAPITA: Gross Debt 960.38 PER CENT: Gross Debt 1.11
 Net Debt 673.94 Net Debt .78
 Debt Service 49.30 Tax Levy Collected 96.92
 Total Tax Levy 1,535.79 Tax Levy Cancelled, Abated or Adjusted .13
 Municipal Expenditures 482.98

EXPENDITURES		REVENUES-REALIZED		1989 PROPERTY TAX	
GENERAL GOVERNMENT		REVENUES-REALIZED		STATE EQUALIZED TAX RATE →	
Governing Body & Public Boards	70,170.00	1989 Property Taxes Collected	4,514,023.81	Local District School Taxes	
Municipal Clerk	115,330.00	1989 Payments in Lieu of Taxes		Regional & Consolidated School Tax	.93 31,191,402.07
Financial Administration	227,220.00	Delinquent Tax & Lien Collections	1,449,146.63	School Taxes in Municipal Budget	
Assessment of Taxes	101,350.00	Business Personalty Replacement Taxes	2,083,803.36	County Taxes	.39 13,060,541.66
Collection of Taxes	151,432.00	Taxes from Public Utilities	3,153,957.00	County Library Taxes	.03 945,876.31
Planning, Housing & Development	267,772.00	Other Miscellaneous Tax Revenues		Local Municipal Purpose Taxes	.10 3,211,462.51
Human Resources	82,976.73	State Aid Revenues	279,441.03	Veteran & Senior Citizen Taxes	
Elections	10,750.00	Federal Aid Revenues		Total Taxes for Rate Computation	1.45 48,622,712.75
General Administration (other)	2,390,330.00	State and Local Fiscal Assistance Act Utilized		Special District Taxes	
JUDICIARY		Sale of Acquired Property		Bank Corp. Taxes	
Municipal Courts	185,344.14	Other Miscellaneous Revenues	4,514,975.13	Added and Omitted Taxes	594,995.20
PUBLIC SAFETY		Total	57,994,253.53	Total Taxes Levied - ABSTRACT	49,926,907.62
Fire Protection	447,953.47	Prior Years Surplus Appropriated	2,530,000.00	Total Taxes Billed	50,057,575.10
Police Protection	2,970,734.00	REVENUES TOTAL	52,574,233.53	1989 TAXES COLLECTED	48,514,023.31
Civil Defense & Disaster Control	22,250.00	Reserve For Uncollected Taxes	1,986,459.00	1989 Taxes Cancelled, Abated or Adjusted	92,483.66
Environmental Inspection & Control	157,973.00	CAPITAL OUTLAY TOTAL	3,313,219.05	Transfer to Tax Title Liens or Foreclosed	434,043.15
Other Public Safety		Public Enterprises	200.00	Balance Outstanding Dec. 31, 1989	1,017,024.69
PUBLIC WORKS		Recreation—Culture	117,141.71	PRIOR YEARS TAXES OUTSTANDING	
Streets and Drainage	1,798,367.00	Public Works	2,943,119.52	Balance January 1, 1989	1,152,718.06
Sewers and Sewage Processing	35,000.00	Buildings and Grounds	257,627.85	Collected in 1989	1,136,158.83
Garbage and Trash Disposal	312,800.00	Library and Education		Cancelled, Abated or Adjusted 1989	2,553.00
Public Buildings and Grounds	153,373.00	Conservation		Transfers to Tax Title Liens or Foreclosed	11,820.22
Other Public Works		All Other		Balance December 31, 1989	2,195.01
HEALTH and WELFARE		CAPITAL DEBT AUTHORIZED, DECEMBER 31, 1989		TAX TITLE LIENS OUTSTANDING	
Health Services Except Environmental	176,658.00	ISSUED AND UNISSUED		Balance January 1, 1989	352,309.51
Welfare—Public Assistance	43,839.00	School	209,103	Transfer From Taxes	427,410.10
Hospital, Clinics, First Aid	5,000.00	Self-Liquidating	6,175,500	Redeemed in 1989	311,937.80
Animal, Insect, & Rodent Control	45,200.00	Other	24,136,159	Cancelled, Abated or Adjusted (1989)	
Other Welfare Services		Total	31,220,762	Transfers to Foreclosed Property	
RECREATION and CONSERVATION		ISSUED AND OUTSTANDING		Balance December 31, 1989	527,731.81
Beaches and Boardwalks		School	909,133.02	PROPERTY ACQUIRED BY DEED OR FORECLOSURE	
Parks, Playgrounds, Shade Trees	230,412.00	Self-Liquidating	4,105,000.00	Balance January 1, 1989	360,671.00
Land Reclamation & Conservation	143,400.00	Other	12,892,000.00	Transfers From Taxes or Liens	
Other Recreational Services	340,554.00	Total	17,906,133.02	Sale for Cash (1989)	
EDUCATION (excluding schools)		EQUALIZED VALUATION BASIS FOR NET DEBT COMPUTATION	2,314,285,458	Cancelled, Abated or Adjusted (1989)	
Libraries	151,331.00	REAL PROPERTY VALUATIONS		Balance December 31, 1989	360,671.00
Other Educational Services		Code Class # of Parcels % VAL'N ASSESSED VALUATION		CURRENT FINANCES DECEMBER 31, 1989	
STATUTORY EXPENDITURES		1 Vacant Land 1759 4.57 102,227,600.00		ASSETS	
Pensions & F. I. C. A.	251,000.00	2 Residential 10133 50.71 1,389,445,100.00		Cash Dec. 31, 1989	10,015,114.35
Employee Fringe Benefits	461,770.00	3 Farm 43 .51 11,517,509.00		Taxes Receivable	1,019,210.49
Other Statutory Expenditures		4a Commercial 254 21.35 479,507,951.00		Tax Title Liens	527,731.81
CETA And Other Public Employment Programs		4b Industrial 55 11.93 269,273,200.00		Foreclosed Property	360,671.00
MUNICIPAL FUNCTIONS TOTAL	12,005,232.34	4c Apartments 56 .70 15,644,200.00		Emergencies & Other Deferred Charges	
CAPITAL IMPROVEMENTS * M = 10 *	212,000.00	Total	12380	State and Federal Aid Receivable	13,535.00
DEBT SERVICE		Land Area 32.30 Sq. Miles		Other Receivables	54,528.62
Principal Payments	235,000.00	Net Valuation Taxable-Municipal	2,250,447,047	Total	11,990,894.77
Interest Payments	757,651.50	Net Valuation Taxable-County	3,200,792,077	LIABILITIES, RESERVES, AND SURPLUS	
DEFERRED CHARGES		State Equalized Valuation	3,336,455,457	Cash Liabilities	4,625,379.22
SCHOOL, COUNTY, SPECIAL DISTRICT TAXES	106,232.99	State Equalization Ratio	67.55	Reserves for Receivables	1,762,141.92
RESERVE FOR UNCOLLECTED TAXES	1,936,459.00			Surplus Dec. 31, 1989	5,343,413.63
EXPENDITURES TOTAL	51,921,711.75			Total	11,990,894.77

Population 1980 4,068
 Population 1990 4,405
 S & P Rating
 Moody Rating

General Tax Rate Per \$100. 2.77
 State Equalized Tax Rate 1.30

BRIELLE BOROUGH - MONMOUTH COUNTY

Form of Government:

Borough Council

Number of Members on Governing Body - 6

PER CAPITA: Gross Debt 908.37 PER CENT: Gross Debt .88
 Net Debt 335.72 Net Debt .32
 Debt Service 78.99 Tax Levy Collected 97.38
 Total Tax Levy 1,640.26 Tax Levy Cancelled, Abated
 Municipal Expenditures 790.82 or Adjusted .24

EXPENDITURES		REVENUES-REALIZED		1989 PROPERTY TAX	
GENERAL GOVERNMENT		REVENUES-REALIZED		STATE EQUALIZED TAX RATE	
Governing Body & Public Boards		1989 Property Taxes Collected	7,040,780.19	Local District School Taxes	3,010,061.00
Municipal Clerk		1989 Payments in Lieu of Taxes		Regional & Consolidated School Tax	
Financial Administration	37,150.00	Delinquent Tax & Lien Collections	271,673.93	School Taxes in Municipal Budget	
Assessment of Taxes	117,900.00	Business Personalty Replacement Taxes	35,274.52	County Taxes	.35 1,942,149.27
Collection of Taxes	27,500.00	Taxes from Public Utilities	239,994.00	County Library Taxes	.01 62,444.25
Planning, Housing & Development	35,200.00	Other Miscellaneous Tax Revenues		Local Municipal Purpose Taxes	.39 2,170,939.00
Human Resources	23,191.30	State Aid Revenues	33,373.05	Veteran & Senior Citizen Taxes	28,050.00
Elections		Federal Aid Revenues		Total Taxes for Rate Computation	1.29 7,213,643.52
General Administration (other)	343,300.00	State and Local Fiscal Assistance Act Utilized		Special District Taxes	
JUDICIARY		Sale of Acquired Property		Bank Corp. Taxes	
Municipal Courts	39,000.00	Other Miscellaneous Revenues	370,871.36	Added and Omitted Taxes	41,384.29
PUBLIC SAFETY		Total	7,991,967.05	Total Taxes Levied - ABSTRACT	7,226,977.81
Fire Protection	60,310.59	Prior Years Surplus Appropriated	635,000.00	Total Taxes Billed	7,230,289.29
Police Protection	759,779.94	REVENUES TOTAL	3,676,967.05	1989 TAXES COLLECTED	7,040,780.19
Civil Defense & Disaster Control	2,000.00	Reserve For Uncollected Taxes	493,099.62	1989 Taxes Cancelled, Abated or Adjusted	17,341.46
Environmental Inspection & Control	34,110.00	CAPITAL OUTLAY TOTAL	214,561.60	Transfer to Tax Title Liens or Foreclosed	9,958.43
Other Public Safety		Public Enterprises		Balance Outstanding Dec. 31, 1989	162,209.21
PUBLIC WORKS		Recreation-Culture		PRIOR YEARS TAXES OUTSTANDING	
Streets and Drainage	217,642.80	Public Works	175,712.60	Balance January 1, 1989	273,077.35
Sewers and Sewage Processing		Buildings and Grounds	38,849.00	Collected in 1989	264,002.72
Garbage and Trash Disposal	275,000.00	Library and Education		Cancelled, Abated or Adjusted 1989	1,120.29
Public Buildings and Grounds	61,040.00	Conservation		Transfers to Tax Title Liens or Foreclosed	7,954.34
Other Public Works	1,000.00	All Other		Balance December 31, 1989	
HEALTH and WELFARE		CAPITAL DEBT AUTHORIZED, DECEMBER 31, 1989		TAX TITLE LIENS OUTSTANDING	
Health Services Except Environmental	24,257.00	ISSUED AND UNISSUED		Balance January 1, 1989	4,666.32
Welfare-Public Assistance	5,430.00	School	238,900.00	Transfer From Taxes	19,029.25
Hospital, Clinics, First Aid		Self-Liquidating	2,321,499	Redeemed in 1989	7,671.21
Animal, Insect, & Rodent Control	2,000.00	Other	1,441,970	Cancelled, Abated or Adjusted (1989)	
Other Welfare Services		Total	4,002,369	Transfers to Foreclosed Property	
RECREATION and CONSERVATION		ISSUED AND OUTSTANDING		Balance December 31, 1989	16,024.36
Beaches and Boardwalks		School	238,900.00	PROPERTY ACQUIRED BY DEED OR FORECLOSURE	
Parks, Playgrounds, Shade Trees	7,365.00	Self-Liquidating	2,283,300.00	Balance January 1, 1989	42,900.00
Land Reclamation & Conservation	97,610.00	Other	967,892.31	Transfers From Taxes or Liens	
Other Recreational Services	35,330.00	Total	3,489,992.31	Sale for Cash (1989)	
EDUCATION (excluding schools)		EQUALIZED VALUATION BASIS FOR NET DEBT COMPUTATION	457,321,095	Cancelled, Abated or Adjusted (1989)	
Libraries	60,000.00	REAL PROPERTY VALUATIONS		Balance December 31, 1989	42,900.00
Other Educational Services	350.00	Code Class # of Parcels % VAL'N ASSESSED VALUATION		CURRENT FINANCES DECEMBER 31, 1989	
STATUTORY EXPENDITURES		1 Vacant Land 187 2.01 5,201,200.00		ASSETS	
Pensions & F.L.C.A.	211,934.00	2 Residential 1722 84.33 218,727,700.00		Cash Dec. 31, 1989	2,614,823.75
Employee Fringe Benefits	109,540.00	3 Farm 55 11.00 2,851,930.00		Taxes Receivable	162,209.21
Other Statutory Expenditures		4a Commercial 55 11.00 2,851,930.00		Tax Title Liens	16,024.36
CETA And Other Public Employment Programs		4b Industrial 2 2.67 6,926,000.00		Foreclosed Property	42,900.00
MUNICIPAL FUNCTIONS TOTAL	2,587,110.53	4c Apartments 2 2.67 6,926,000.00		Emergencies & Other Deferred Charges	127,407.78
CAPITAL IMPROVEMENTS	27,000.00	Total 1993 259,374,200.00		State and Federal Aid Receivable	269.05
DEBT SERVICE		Land Area 1.65 Sq. Miles		Other Receivables	4,377.80
Principal Payments	272,755.52	Net Valuation Taxable-Municipal	259,720,722	Total	2,968,011.95
Interest Payments	55,266.75	Net Valuation Taxable-County	464,661,407	LIABILITIES, RESERVES, AND SURPLUS	
DEFERRED CHARGES	56,140.75	State Equalized Valuation	552,441,456	Cash Liabilities	1,915,755.94
SCHOOL, COUNTY, SPECIAL DISTRICT TAXES	5,014,654.52	State Equalization Ratio	46.98	Reserves for Receivables	225,511.37
RESERVE FOR UNCOLLECTED TAXES	493,099.62			Surplus Dec. 31, 1989	826,744.64
EXPENDITURES TOTAL	2,649,027.70			Total	2,968,011.95

*Includes County Health Service Taxes, County Vocational School Taxes, or County Open Space Tax. See Table 13.

Population 1980 5,313
 Population 1990 11,354
 S & P Rating
 Moody Rating AAA

General Tax Rate Per \$100. 1.87
 State Equalized Tax Rate 1.62

BRIGANTINE CITY - ATLANTIC COUNTY

Form of Government:

Commission (1911)

Number of Members on Governing Body - 3

PER CAPITA: PER CENT:
 Gross Debt 2,095.25 Gross Debt 4.59
 Net Debt 943.15 Net Debt 1.13
 Debt Service 170.99 Tax Levy Collected 93.74
 Total Tax Levy 1,631.01 Tax Levy Cancelled, Abated or Adjusted .29
 Municipal Expenditures 1,009.51

EXPENDITURES		REVENUES-REALIZED		1989 PROPERTY TAX		
GENERAL GOVERNMENT		REVENUES-REALIZED		STATE EQUALIZED TAX RATE .39		
Governing Body & Public Boards		1989 Property Taxes Collected	15,337,371.00	Local District School Taxes	4,306,750.50	
Municipal Clerk	67,157.05	1989 Payments in Lieu of Taxes		Regional & Consolidated School Tax		
Financial Administration	20,500.00	Delinquent Tax & Lien Collections	1,060,415.00	School Taxes in Municipal Budget	703,577.00	
Assessment of Taxes	61,542.24	Business Personalty Replacement Taxes	28,361.64	County Taxes	5,015,431.80	
Collection of Taxes	34,041.64	Taxes from Public Utilities	561,331.00	County Library Taxes	32,553.29	
Planning, Housing & Development	17,720.35	Other Miscellaneous Tax Revenues		Local Municipal Purpose Taxes	7,289,513.00	
Human Resources	192,669.00	State Aid Revenues	52,222.92	Veteran & Senior Citizen Taxes	104,550.00	
Elections	7,077.93	Federal Aid Revenues		Total Taxes for Rate Computation	17,754,681.07	
General Administration (other)	1,030,720.43	State and Local Fiscal Assistance Act Utilized		Special District Taxes		
JUDICIARY		Sale of Acquired Property		Bank Corp. Taxes		
Municipal Courts		Other Miscellaneous Revenues	1,709,751.05	Added and Omitted Taxes	873,385.00	
PUBLIC SAFETY		Total	18,209,452.67	Total Taxes Levied - ABSTRACT	18,518,516.67	
Fire Protection	1,057,722.70	Prior Years Surplus Appropriated	1,350,000.00	Total Taxes Billed	15,414,090.00	
Police Protection	1,357,935.94	REVENUES TOTAL	20,159,452.67	1989 TAXES COLLECTED	15,397,371.00	
Civil Defense & Disaster Control	45,320.70	Reserve For Uncollected Taxes	1,470,877.00	1989 Taxes Cancelled, Abated or Adjusted	47,107.00	
Environmental Inspection & Control	1,33,734.13	CAPITAL OUTLAY TOTAL	3,023,234.00	Transfer to Tax Title Liens or Foreclosed	18.00	
Other Public Safety		Public Enterprises	1,532,667.00	Balance Outstanding Dec. 31, 1989	97,594.00	
PUBLIC WORKS		Recreation-Culture		PRIOR YEARS TAXES OUTSTANDING		
Streets and Drainage	483,735.42	Public Works	1,215,185.00	Balance January 1, 1989	820,358.00	
Sewers and Sewage Processing		Buildings and Grounds	275,382.00	Collected in 1989	747,472.00	
Garbage and Trash Disposal	816,316.02	Library and Education		Cancelled, Abated or Adjusted 1989		
Public Buildings and Grounds	874,425.57	Conservation		Transfers to Tax Title Liens or Foreclosed	67,119.00	
Other Public Works		All Other		Balance December 31, 1989	5,767.00	
HEALTH and WELFARE		CAPITAL DEBT AUTHORIZED, DECEMBER 31, 1989		TAX TITLE LIENS OUTSTANDING		
Health Services Except Environmental		ISSUED AND UNISSUED	GROSS DEBT	NET DEBT		
Welfare-Public Assistance	11,670.51	School	6,658,824.70	10,708,633	3,542.38	
Hospital, Clinics, First Aid		Self-Liquidating	6,437,725	10,708,633	76,052.00	
Animal, Insect, & Radent Control	13,009.32	Other	10,708,633	10,708,633	76,615.00	
Other Welfare Services		Total	23,200,784	10,708,633		
RECREATION and CONSERVATION		ISSUED AND OUTSTANDING		Balance January 1, 1989	1,151,423.00	
Beaches and Boardwalks	251,937.02	School	6,658,824.70	Transfers From Taxes or Liens		
Parks, Playgrounds, Shade Trees	50,503.86	Self-Liquidating	6,259,143.79	Sale for Cash (1989)	842,561.00	
Land Reclamation & Conservation	2,435.90	Other	10,016,775.65	Cancelled, Abated or Adjusted (1989)		
Other Recreational Services		Total	22,934,744.14	Balance December 31, 1989	303,862.00	
EDUCATION (excluding schools)		EQUALIZED VALUATION BASIS		CURRENT FINANCES DECEMBER 31, 1989		
Libraries		FOR NET DEBT COMPUTATION	950,539,359	ASSETS		
Other Educational Services		REAL PROPERTY VALUATIONS		Cash Dec. 31, 1989	4,633,100.51	
STATUTORY EXPENDITURES		Code	Class	# of Parcels	% VAL'N	ASSESSED VALUATION
Pensions & F. L. C. A.	665,322.25	1	Vacant Land	1032	5.09	47,740,400.00
Employee Fringe Benefits	545,729.94	2	Residential	7004	89.30	342,907,900.00
Other Statutory Expenditures		3	Farm			42,582,500.00
CETA And Other Public Employment Programs		4a	Commercial	123	4.54	
MUNICIPAL FUNCTIONS TOTAL		4b	Industrial			
	7,925,873.80	4c	Apartments	16	.51	4,790,000.00
CAPITAL IMPROVEMENTS *MEMO*		Total		8235		938,020,800.00
DEBT SERVICE		Land Area	6.39	Sq. Miles		
Principal Payments	725,276.63	Net Valuation Taxable-Municipal		942,797,215		
Interest Payments	1,216,115.00	Net Valuation Taxable-County		1,010,531,988		
TYPE I SCHL DEBT *MEMO	703,577.51	State Equalized Valuation		1,039,946,244		
DEFERRED CHARGES	123,805.00	State Equalization Ratio		86.44		
SCHOOL, COUNTY, SPECIAL DISTRICT TAXES	10,355,618.67					
RESERVE FOR UNCOLLECTED TAXES	1,470,877.00					
EXPENDITURES TOTAL	21,817,566.10					

Population 1980 2,133
 Population 1990 1,805
 S & P Rating
 Moody Rating 3AA

General Tax Rate Per \$100. 5.79
 State Equalized Tax Rate 2.68

BROOKLAWN BOROUGH - CAMDEN CO.

Form of Government:

Borough Council

Number of Members on Governing Body - 6

PER CAPITA:
 Grass Debt 1,070.37 PER CENT:
 Net Debt 196.90 Gross Debt 3.64
 Debt Service 16.98 Net Debt .67
 Total Tax Levy 872.93 Tax Levy Collected 95.31
 Municipal Expenditures 927.09 Tax Levy Cancelled, Abated or Adjusted

EXPENDITURES		REVENUES-REALIZED		1989 PROPERTY TAX	
GENERAL GOVERNMENT				STATE EQUALIZED TAX RATE	
Governing Body & Public Boards	7,178.40	1989 Property Taxes Collected	1,502,226.87	Local District School Taxes	95
Municipal Clerk	25,750.00	1989 Payments in Lieu of Taxes		Regional & Consolidated School Tax	
Financial Administration	33,277.65	Delinquent Tax & Lien Collections	77,027.11	School Taxes in Municipal Budget	
Assessment of Taxes	5,509.71	Business Personality Replacement Taxes	23,528.64	County Taxes	.90
Collection of Taxes	39,879.17	Taxes from Public Utilities	139,752.00	County Library Taxes	.02
Planning, Housing & Development	370,000.00	Other Miscellaneous Tax Revenues		Local Municipal Purpose Taxes	.79
Human Resources	13,000.00	State Aid Revenues	61,665.24	Veteran & Senior Citizen Taxes	
Elections	2,077.05	Federal Aid Revenues	350,000.00	Total Taxes for Rate Computation	2.66
General Administration (other)	151,075.73	State and Local Fiscal Assistance Act Utilized		Special District Taxes	
JUDICIARY		Sale of Acquired Property		Bank Corp. Taxes	
Municipal Courts	43,552.50	Other Miscellaneous Revenues	309,607.17	Added and Omitted Taxes	
PUBLIC SAFETY		Total	2,528,807.03	Total Taxes Levied - ABSTRACT	1,293.17
Fire Protection	22,353.89	Prior Years Surplus Appropriated	170,000.00	Total Taxes Billed	1,576,639.06
Police Protection	139,046.96	REVENUES TOTAL	2,698,807.03	1989 TAXES COLLECTED	1,502,226.87
Civil Defense & Disaster Control	50.00	Reserve For Uncollected Taxes	100,625.48	1989 Taxes Cancelled, Abated or Adjusted	
Environmental Inspection & Control	13,733.00	CAPITAL OUTLAY TOTAL	167,408.14	Transfer to Tax Title Liens or Foreclosed	16,305.13
Other Public Safety		Public Enterprises	33,835.48	Balance Outstanding Dec. 31, 1989	57,573.71
PUBLIC WORKS		Recreation-Culture		PRIOR YEARS TAXES OUTSTANDING	
Streets and Drainage	95,922.21	Public Works	12,215.23	Balance January 1, 1989	106,451.02
Sewers and Sewage Processing	114,160.53	Buildings and Grounds	120,807.73	Collected in 1989	76,311.35
Garbage and Trash Disposal	155,462.17	Library and Education		Cancelled, Abated or Adjusted 1989	593.63
Public Buildings and Grounds	27,500.00	Conservation	499.65	Transfers to Tax Title Liens or Foreclosed	9,552.71
Other Public Works	12,771.72	All Other		Balance December 31, 1989	19,993.33
HEALTH and WELFARE		CAPITAL DEBT AUTHORIZED, DECEMBER 31, 1989		TAX TITLE LIENS OUTSTANDING	
Health Services Except Environmental	351.00	ISSUED AND UNISSUED		Balance January 1, 1989	24,824.34
Welfare-Public Assistance	750.00	School		Transfer From Taxes	27,843.94
Hospital, Clinics, First Aid		Self-Liquidating	1,576,613	Redeemed in 1989	715.76
Animal, Insect, & Rodent Control		Other	355,402	Cancelled, Abated or Adjusted (1989)	
Other Welfare Services		Total	1,932,015	Transfers to Foreclosed Property	
RECREATION and CONSERVATION		ISSUED AND OUTSTANDING		Balance December 31, 1989	51,952.52
Beaches and Boardwalks		School		PROPERTY ACQUIRED BY DEED OR FORECLOSURE	
Parks, Playgrounds, Shade Trees	1,742.85	Self-Liquidating	1,479,198.50	Balance January 1, 1989	292,775.00
Land Reclamation & Conservation		Other	354,000.00	Transfers From Taxes or Liens	
Other Recreational Services	7,832.49	Total	1,833,198.50	Sale for Cash (1989)	197,800.00
EDUCATION (excluding schools)		EQUALIZED VALUATION BASIS FOR NET DEBT COMPUTATION	53,029,356	Cancelled, Abated or Adjusted (1989)	
Libraries		REAL PROPERTY VALUATIONS		Balance December 31, 1989	94,975.00
Other Educational Services		Code Class # of Parcels % VAL'N ASSESSED VALUATION		CURRENT FINANCES DECEMBER 31, 1989	
STATUTORY EXPENDITURES		1 Vacant Land 56 1.31 352,600.00		ASSETS	
Pensions & F. L. C. A.	53,533.66	2 Residential 650 66.34 17,864,350.00		Cash Dec. 31, 1989	716,047.63
Employee Fringe Benefits	52,000.00	3 Farm 58 28.90 7,782,800.00		Taxes Receivable	77,567.04
Other Statutory Expenditures	1,000.00	4a Commercial 5 1.43 386,000.00		Tax Title Liens	51,952.52
CETA And Other Public Employment Programs		4c Apartments 5 2.01 542,200.00		Foreclosed Property	94,975.00
MUNICIPAL FUNCTIONS TOTAL	1,441,661.69	Total 774 26,927,950.00		Emergencies & Other Deferred Charges	238,301.02
CAPITAL IMPROVEMENTS * MEMO *	5,500.00	Land Area .49 Sq. Miles		State and Federal Aid Receivable	38,000.00
DEBT SERVICE		Net Valuation Taxable-Municipal	27,217,640	Other Receivables	523,667.07
Principal Payments	10,000.00	Net Valuation Taxable-County	53,640,211	Total	1,740,510.28
Interest Payments	20,655.11	State Equalized Valuation	58,905,167	LIABILITIES, RESERVES, AND SURPLUS	
DEFERRED CHARGES		State Equalization Ratio	45.94	Cash Liabilities	1,078,722.87
SCHOOL, COUNTY, SPECIAL DISTRICT TAXES	1,106,845.89			Reserves for Receivables	390,982.00
RESERVE FOR UNCOLLECTED TAXES	100,625.48			Surplus Dec. 31, 1989	270,805.41
EXPENDITURES TOTAL	2,780,235.81			Total	1,740,510.28

0104
 Population 1980 3,642
 Population 1990 4,441
 S & P Rating
 Moody Rating

General Tax Rate Per \$100. 2.75
 State Equalized Tax Rate 2.32

BUENA BOROUGH - ATLANTIC COUNTY
 Form of Government:
Borough Council
 Number of Members on Governing Body - 6

PER CAPITA: PER CENT:
 Gross Debt 555.09 Gross Debt 2.56
 Net Debt 483.81 Net Debt 2.23
 Debt Service 38.31 Tax Levy Collected 91.69
 Total Tax Levy 601.51 Tax Levy Cancelled, Abated
 Municipal Expenditures 442.10 or Adjusted

EXPENDITURES		REVENUES-REALIZED		1989 PROPERTY TAX	
GENERAL GOVERNMENT				STATE EQUALIZED TAX RATE	
Governing Body & Public Boards	57,400.00	1989 Property Taxes Collected	2,449,336.43	Local District School Taxes	
Municipal Clerk	13,000.00	1989 Payments in Lieu of Taxes	1,042.21	Regional & Consolidated School Tax	1.04
Financial Administration	43,499.46	Delinquent Tax & Lien Collections	135,278.97	School Taxes in Municipal Budget	
Assessment of Taxes	13,318.00	Business Personalty Replacement Taxes	45,562.20	County Taxes	.45 *
Collection of Taxes	16,133.00	Taxes from Public Utilities	235,667.00	County Library Taxes	.03
Planning, Housing & Development	27,503.18	Other Miscellaneous Tax Revenues		Local Municipal Purpose Taxes	.79
Human Resources	14,932.72	State Aid Revenues	204,211.13	Veteran & Senior Citizen Taxes	
Elections		Federal Aid Revenues		Total Taxes for Rate Computation	2.51
General Administration (other)	245,746.00	State and Local Fiscal Assistance Act Utilized		Special District Taxes	
JUDICIARY		Sale of Acquired Property		Bank Corp. Taxes	
Municipal Courts	47,533.76	Other Miscellaneous Revenues	248,695.33	Added and Omitted Taxes	
PUBLIC SAFETY		Total	3,419,793.17	Total Taxes Levied - ABSTRACT	
Fire Protection	2,000.00	Prior Years Surplus Appropriated	164,665.64	Total Taxes Billed	2,671,286.40
Police Protection	257,907.14	REVENUES TOTAL	3,584,458.31	1989 TAXES COLLECTED	2,449,336.43
Civil Defense & Disaster Control	1,000.00	Reserve For Uncollected Taxes	202,023.68	1989 Taxes Cancelled, Abated or Adjusted	
Environmental Inspection & Control	37,333.06	CAPITAL OUTLAY TOTAL	227,105.16	Transfer to Tax Title Liens or Foreclosed	42,055.08
Other Public Safety	75,213.00			Balance Outstanding Dec. 31, 1989	179,894.29
PUBLIC WORKS		Public Enterprises		PRIOR YEARS TAXES OUTSTANDING	
Streets and Drainage	267,333.20	Recreation-Culture		Balance January 1, 1989	176,310.36
Sewers and Sewage Processing		Public Works	225,199.62	Collected in 1989	161,374.99
Garbage and Trash Disposal	231,067.00	Buildings and Grounds	1,905.54	Cancelled, Abated or Adjusted 1989	
Public Buildings and Grounds	31,240.14	Library and Education		Transfers to Tax Title Liens or Foreclosed	14,572.11
Other Public Works	11,750.00	Conservation		Balance December 31, 1989	363.27
HEALTH and WELFARE		All Other		TAX TITLE LIENS OUTSTANDING	
Health Services Except Environmental	4,530.00	CAPITAL DEBT AUTHORIZED, DECEMBER 31, 1989		Balance January 1, 1989	41,636.07
Welfare-Public Assistance	11,750.00	ISSUED AND UNISSUED		Transfer From Taxes	56,627.79
Hospital, Clinics, First Aid		School	316,527	Redeemed in 1989	23,903.89
Animal, Insect, & Rodent Control	5,000.00	Self-Liquidating		Cancelled, Abated or Adjusted (1989)	
Other Welfare Services		Other	2,143,619	Transfers to Foreclosed Property	
RECREATION and CONSERVATION		Total	2,465,146	Balance December 31, 1989	74,361.97
Beaches and Boardwalks		ISSUED AND OUTSTANDING		PROPERTY ACQUIRED BY DEED OR FORECLOSURE	
Parks, Playgrounds, Shade Trees		School	715,527.75	Balance January 1, 1989	104,700.00
Land Reclamation & Conservation		Self-Liquidating		Transfers From Taxes or Liens	
Other Recreational Services	1,500.00	Other	2,077,304.33	Sale for Cash (1989)	
EDUCATION (excluding schools)		Total	2,395,332.13	Cancelled, Abated or Adjusted (1989)	
Libraries		EQUALIZED VALUATION BASIS		Balance December 31, 1989	104,700.00
Other Educational Services		FOR NET DEBT COMPUTATION	95,407,202	CURRENT FINANCES DECEMBER 31, 1989	
STATUTORY EXPENDITURES		REAL PROPERTY VALUATIONS		ASSETS	
Pensions & F. L. C. A.	64,900.00	Code Class # of Parcels % VAL'N		Cash Dec. 31, 1989	454,672.27
Employee Fringe Benefits	67,000.00	1 Vacant Land 249 2.24		Taxes Receivable	190,257.56
Other Statutory Expenditures	5,600.00	2 Residential 1062 53.40		Tax Title Liens	74,361.97
CETA And Other Public Employment Programs		3 Farm 252 9.44		Foreclosed Property	104,700.00
MUNICIPAL FUNCTIONS TOTAL	1,565,254.71	4a Commercial 112 14.36		Emergencies & Other Deferred Charges	50,993.82
CAPITAL IMPROVEMENTS * \$140 *	12,000.00	4b Industrial 6 7.97		State and Federal Aid Receivable	3,717.16
DEBT SERVICE		4c Apartments 4 2.14		Other Receivables	27,243.52
Principal Payments	51,251.36	Total 1594		Total	895,936.60
Interest Payments	101,158.54	Land Area 7.43 Sq. Miles		LIABILITIES, RESERVES, AND SURPLUS	
DEFERRED CHARGES	27,316.24	Net Valuation Taxable-Municipal	91,102,598	Cash Liabilities	334,317.05
SCHOOL, COUNTY, SPECIAL DISTRICT TAXES	1,767,702.07	Net Valuation Taxable-County	25,642,612	Reserves for Receivables	396,563.35
RESERVE FOR UNCOLLECTED TAXES	202,023.68	State Equalized Valuation	137,676,445	Surplus Dec. 31, 1989	174,555.20
EXPENDITURES TOTAL	3,753,061.80	State Equalization Ratio	84.37	Total	895,936.60

*Includes County Health Service Taxes, County Vocational School Taxes, or County Open Space Tax. See Table 13.

0105

Population 1980 6,959
 Population 1990 7,655
 S & P Rating
 Moody Rating

General Tax Rate Per \$100. 5.20
 State Equalized Tax Rate 1.56

BUENA VISTA TOWNSHIP - ATLANTIC CO.

Form of Government:
 Township Committee

Number of Members on Governing Body - 5

PER CAPITA:
 Gross Debt 82.10
 Net Debt
 Debt Service 3.45
 Total Tax Levy 492.58
 Municipal Expenditures 234.22

PER CENT:
 Gross Debt .33
 Net Debt
 Tax Levy Collected 85.76
 Tax Levy Cancelled, Abated or Adjusted

EXPENDITURES	REVENUES-REALIZED	1989 PROPERTY TAX
GENERAL GOVERNMENT		STATE EQUALIZED TAX RATE
Governing Body & Public Boards	1989 Property Taxes Collected 3,245,644.49	Local District School Taxes
Municipal Clerk	1989 Payments in Lieu of Taxes	Regional & Consolidated School Tax .97
Financial Administration 29,600.00	Delinquent Tax & Lien Collections 354,489.73	School Taxes in Municipal Budget
Assessment of Taxes 29,000.00	Business Personalty Replacement Taxes 45,571.32	County Taxes .43 *
Collection of Taxes 65,432.00	Taxes from Public Utilities 453,877.00	County Library Taxes .03
Planning, Housing & Development 19,219.98	Other Miscellaneous Tax Revenues	Local Municipal Purpose Taxes .13
Human Resources 19,946.19	State Aid Revenues 226,249.83	Veteran & Senior Citizen Taxes
Elections 5,500.00	Federal Aid Revenues	Total Taxes for Rate Computation 1.56
General Administration (other) 234,426.63	State and Local Fiscal Assistance Act Utilized	Special District Taxes
JUDICIARY	Sale of Acquired Property	Bank Corp. Taxes
Municipal Courts 42,617.82	Other Miscellaneous Revenues	Added and Omitted Taxes
PUBLIC SAFETY	Total 4,667,322.56	Total Taxes Levied - ABSTRACT 3,770,714.29
Fire Protection 25,000.00	Prior Years Surplus Appropriated 300,000.00	Total Taxes Billed 3,784,408.83
Police Protection 15,200.00	REVENUES TOTAL 4,967,322.56	1989 TAXES COLLECTED 3,245,644.49
Civil Defense & Disaster Control 500.00	Reserve For Uncollected Taxes 517,019.44	1989 Taxes Cancelled, Abated or Adjusted
Environmental Inspection & Control	CAPITAL OUTLAY TOTAL 71,496.75	Transfer to Tax Title Liens or Foreclosed
Other Public Safety	Public Enterprises	Balance Outstanding Dec. 31, 1989 538,764.34
PUBLIC WORKS	Recreation-Culture	PRIOR YEARS TAXES OUTSTANDING
Streets and Drainage 336,900.00	Public Works 71,496.75	Balance January 1, 1989 293,845.78
Sewers and Sewage Processing 164,500.00	Buildings and Grounds	Collected in 1989 253,211.16
Garbage and Trash Disposal	Library and Education	Cancelled, Abated or Adjusted 1989
Public Buildings and Grounds 39,743.00	Conservation	Transfers to Tax Title Liens or Foreclosed
Other Public Works	All Other	Balance December 31, 1989 40,634.62
HEALTH and WELFARE	CAPITAL DEBT AUTHORIZED, DECEMBER 31, 1989	TAX TITLE LIENS OUTSTANDING
Health Services Except Environmental	ISSUED AND UNISSUED	Balance January 1, 1989 1,049,608.19
Welfare-Public Assistance 6,921.70	SCHOOL	Transfer From Taxes
Hospital, Clinics, First Aid 3,200.00	Self-Liquidating	Redeemed in 1989
Animal, Insect, & Rodent Control 2,697.62	Other	Cancelled, Abated or Adjusted (1989)
Other Welfare Services	Total 629,472	Transfers to Foreclosed Property
RECREATION and CONSERVATION	ISSUED AND OUTSTANDING	Balance December 31, 1989 948,329.62
Beaches and Boardwalks	SCHOOL	PROPERTY ACQUIRED BY DEED OR FORECLOSURE
Parks, Playgrounds, Shade Trees 23,000.00	Self-Liquidating	Balance January 1, 1989 906,627.24
Land Reclamation & Conservation	Other	Transfers From Taxes or Liens
Other Recreational Services 18,720.00	Total	Sale for Cash (1989)
EDUCATION (excluding schools)	EQUALIZED VALUATION BASIS FOR NET DEBT COMPUTATION	Cancelled, Abated or Adjusted (1989)
Libraries	REAL PROPERTY VALUATIONS	Balance December 31, 1989 906,627.24
Other Educational Services	Code Class # of Parcels % VAL'N	CURRENT FINANCES DECEMBER 31, 1989
STATUTORY EXPENDITURES	1 Vacant Land 5873 12.76	ASSETS
Pensions & F. L. C. A. 57,000.00	2 Residential 1849 58.70	Cash Dec. 31, 1989 1,009,418.28
Employee Fringe Benefits 4,000.00	3 Farm 533 11.60	Taxes Receivable 579,398.96
Other Statutory Expenditures	4a Commercial 107 8.16	Tax Title Liens 948,329.62
CETA And Other Public Employment Programs	4b Industrial 11 2.77	Foreclosed Property 906,627.24
MUNICIPAL FUNCTIONS TOTAL 1,155,179.99	4c Apartments	Emergencies & Other Deferred Charges 375,262.10
CAPITAL IMPROVEMENTS * 413.30 *	Total 5378	State and Federal Aid Receivable
DEBT SERVICE	Total 65,683,736.00	Other Receivables
Principal Payments 26,446.87	Land Area 41.93 Sq. Miles	Total 60,833.79
Interest Payments	Net Valuation Taxable-Municipal 66,295,416	LIABILITIES, RESERVES, AND SURPLUS
DEFERRED CHARGES	Net Valuation Taxable-County 192,581,520	Cash Liabilities 960,024.35
SCHOOL, COUNTY, SPECIAL DISTRICT TAXES 3,445,237.09	State Equalized Valuation 219,849,734	Reserves for Receivables 2,495,189.61
RESERVE FOR UNCOLLECTED TAXES 517,019.44	State Equalization Ratio 29.96	Surplus Dec. 31, 1989 424,656.03
EXPENDITURES TOTAL 5,239,233.39		Total 3,879,869.99

*Includes County Health Service Taxes, County Vocational School Taxes, or County Open Space Tax. See Table 13.

Population 1980 10,245
 Population 1990 9,335
 S & P Rating
 Moody Rating AAA

General Tax Rate Per \$100. 3.75
 State Equalized Tax Rate 1.65

BURLINGTON CITY - BURLINGTON COUNTY

Form of Government:

Special Charter (P.L. 1851 c. 149)

Number of Members on Governing Body - 12

PER CAPITA:
 Gross Debt 1,584.50
 Net Debt 246.37
 Debt Service 14.83
 Total Tax Levy 595.69
 Municipal Expenditures 941.97

PER CENT:
 Gross Debt 4.91
 Net Debt .76
 Tax Levy Collected 95.05
 Tax Levy Cancelled, Abated or Adjusted .06

EXPENDITURES	REVENUES-REALIZED	1989 PROPERTY TAX	
GENERAL GOVERNMENT		STATE EQUALIZED TAX RATE 1.65	
Governing Body & Public Boards		Local District School Taxes	3,702,128.50
Municipal Clerk		Regional & Consolidated School Tax	
Financial Administration	13,750.00	School Taxes in Municipal Budget	.03 96,400.00
Assessment of Taxes	205,100.00	County Taxes	.54 1,906,591.44
Collection of Taxes	170,500.00	County Library Taxes	.03 109,554.86
Planning, Housing & Development	167,900.00	Local Municipal Purpose Taxes	
Human Resources	90,527.95	Veteran & Senior Citizen Taxes	153,981.00
Elections	162,500.00	Total Taxes for Rate Computation	1.65 5,975,655.80
General Administration (other)	1,083,500.00	Special District Taxes	
JUDICIARY		Bank Corp. Taxes	
Municipal Courts	117,600.00	Added and Omitted Taxes	41,963.44
PUBLIC SAFETY		Total Taxes Levied - ABSTRACT	5,358,638.24
Fire Protection	222,172.20	Total Taxes Billed	5,860,674.29
Police Protection	1,711,000.00	1989 TAXES COLLECTED	5,570,794.33
Civil Defense & Disaster Control	2,600.00	1989 Taxes Cancelled, Abated or Adjusted	3,234.75
Environmental Inspection & Control	135,000.00	Transfer to Tax Title Liens or Foreclosed	4,475.97
Other Public Safety		Balance Outstanding Dec. 31, 1989	222,168.74
PUBLIC WORKS		PRIOR YEARS TAXES OUTSTANDING	
Streets and Drainage	327,900.00	Balance January 1, 1989	279,903.85
Sewers and Sewage Processing		Collected in 1989	273,050.29
Garbage and Trash Disposal	675,000.00	Cancelled, Abated or Adjusted 1989	6,002.45
Public Buildings and Grounds	209,300.00	Transfers to Tax Title Liens or Foreclosed	
Other Public Works	732,100.00	Balance December 31, 1989	851.11
HEALTH and WELFARE		TAX TITLE LIENS OUTSTANDING	
Health Services Except Environmental	53,000.00	Balance January 1, 1989	19,769.13
Welfare-Public Assistance	147,000.00	Transfer From Taxes	4,475.97
Hospital, Clinics, First Aid		Redeemed in 1989	
Animal, Insect, & Rodent Control		Cancelled, Abated or Adjusted (1989)	
Other Welfare Services		Transfers to Foreclosed Property	
RECREATION and CONSERVATION		Balance December 31, 1989	24,245.10
Beaches and Boardwalks		PROPERTY ACQUIRED BY DEED OR FORECLOSURE	
Parks, Playgrounds, Shade Trees	185,100.00	Balance January 1, 1989	317,725.00
Land Reclamation & Conservation		Transfers From Taxes or Liens	
Other Recreational Services	63,400.00	Sole for Cash (1989)	
EDUCATION (excluding schools)		Cancelled, Abated or Adjusted (1989)	
Libraries	35,000.00	Balance December 31, 1989	317,725.00
Other Educational Services		CURRENT FINANCES DECEMBER 31, 1989	
STATUTORY EXPENDITURES		ASSETS	
Pensions & F. L. C. A.	709,500.31	Cash Dec. 31, 1989	3,749,396.52
Employee Fringe Benefits	820,000.00	Taxes Receivable	283,019.85
Other Statutory Expenditures	10,000.00	Tax Title Liens	24,245.10
CETA And Other Public Employment Programs		Foreclosed Property	317,725.00
MUNICIPAL FUNCTIONS		Emergencies & Other Deferred Charges	303,138.37
CAPITAL IMPROVEMENTS *MEMO*	8,343,130.42	State and Federal Aid Receivable	
DEBT SERVICE		Other Receivables	158,775.06
Principal Payments	70,695.76	Total	4,836,299.90
Interest Payments	75,607.00	LIABILITIES, RESERVES, AND SURPLUS	
TYPE I SCHL DEBT *MEMO	143,401.00	Cash Liabilities	1,827,532.17
DEFERRED CHARGES	133,895.69	Reserves for Receivables	783,765.01
SCHOOL, COUNTY, SPECIAL DISTRICT TAXES	5,816,674.80	Surplus Dec. 31, 1989	2,165,002.72
RESERVE FOR UNCOLLECTED TAXES	640,000.00	Total	4,836,299.90
EXPENDITURES			
TOTAL	15,030,003.67		

Population 1980 11,527
 Population 1990 12,454
 S & P Rating
 Moody Rating AAA

General Tax Rate Per \$100. 2.89
 State Equalized Tax Rate 2.02

BURLINGTON TWP. - BURLINGTON CO.

Form of Government:

Mayor-Council Plan E (OMCL 50)

Number of Members on Governing Body - 7

PER CAPITA:

Gross Debt 1,731.96
 Net Debt 513.93
 Debt Service 85.76
 Total Tax Levy 961.38
 Municipal Expenditures 736.70

PER CENT:

Gross Debt 4.30
 Net Debt 1.28
 Tax Levy Collected 95.51
 Tax Levy Cancelled, Abated or Adjusted

EXPENDITURES		REVENUES-REALIZED		1989 PROPERTY TAX	
GENERAL GOVERNMENT		REVENUES		STATE EQUALIZED TAX RATE	
Governing Body & Public Boards	110,743.00	1989 Property Taxes Collected	11,436,379.07	Local District School Taxes	1.05 6,134,642.00
Municipal Clerk	114,503.00	1989 Payments in Lieu of Taxes		Regional & Consolidated School Tax	
Financial Administration	118,110.75	Delinquent Tax & Lien Collections	561,153.76	School Taxes in Municipal Budget	
Assessment of Taxes	87,601.00	Business Personalty Replacement Taxes	335,207.34	County Taxes	.50 2,896,267.86
Collection of Taxes	100,835.00	Taxes from Public Utilities	3,550,957.00	County Library Taxes	.03 176,756.93
Planning, Housing & Development	82,928.00	Other Miscellaneous Tax Revenues		Local Municipal Purpose Taxes	.44 2,567,943.00
Human Resources	1,347,213.24	State Aid Revenues	98,789.42	Veteran & Senior Citizen Taxes	
Elections		Federal Aid Revenues		Total Taxes for Rate Computation	2.02 11,859,234.79
General Administration (other)	1,097,878.00	State and Local Fiscal Assistance Act Utilized		Special District Taxes	
JUDICIARY		Sale of Acquired Property		Bank Corp. Taxes	
Municipal Courts	100,104.00	Other Miscellaneous Revenues	1,574,641.36	Added and Omitted Taxes	
PUBLIC SAFETY		Total	17,557,157.95	Total Taxes Levied - ABSTRACT	197,367.30
Fire Protection	325,280.94	Prior Years Surplus Appropriated	1,250,000.00	Total Taxes Billed	11,972,977.09
Police Protection	542,628.00	REVENUES TOTAL	18,807,157.95	Total Taxes Collected	11,436,398.07
Civil Defense & Disaster Control	1,000.00	Reserve For Uncollected Taxes	908,619.00	1989 Taxes Cancelled, Abated or Adjusted	425.00
Environmental Inspection & Control	207,731.00	CAPITAL OUTLAY TOTAL	1,546,945.40	Transfer to Tax Title Liens or Foreclosed	
Other Public Safety		Public Enterprises	1,104,307.36	Balance Outstanding Dec. 31, 1989	536,613.78
PUBLIC WORKS		Recreation-Culture		PRIOR YEARS TAXES OUTSTANDING	
Streets and Drainage	727,023.00	Public Works	340,676.61	Balance January 1, 1989	562,841.63
Sewers and Sewage Processing	12,000.00	Buildings and Grounds	101,960.93	Collected in 1989	561,153.76
Gorbage and Trash Disposal	473,331.00	Library and Education		Cancelled, Abated or Adjusted 1989	995.77
Public Buildings and Grounds	302,530.00	Conservation		Transfers to Tax Title Liens or Foreclosed	
Other Public Works	109,179.00	All Other		Balance December 31, 1989	692.10
HEALTH and WELFARE		CAPITAL DEBT AUTHORIZED, DECEMBER 31, 1989		TAX TITLE LIENS OUTSTANDING	
Health Services Except Environmental		ISSUED AND UNISSUED		Balance January 1, 1989	
Welfare-Public Assistance	41,970.00	School	716,000	Transfer From Taxes	
Hospital, Clinics, First Aid		Self-Liquidating	14,453,308	Redeemed in 1989	
Animal, Insect, & Rodent Control		Other	6,400,434	Cancelled, Abated or Adjusted (1989)	
Other Welfare Services		Total	21,569,793	Transfers to Foreclosed Property	
RECREATION and CONSERVATION		ISSUED AND OUTSTANDING		Balance December 31, 1989	
Beoches and Boardwalks		School	716,000.00	PROPERTY ACQUIRED BY DEED OR FORECLOSURE	
Parks, Playgrounds, Shode Trees	36,010.00	Self-Liquidating	3,317,000.00	Balance January 1, 1989	411,800.50
Land Reclamation & Conservation	2,300.00	Other	5,034,000.00	Transfers From Taxes or Liens	
Other Recreational Services	211,605.00	Total	9,067,000.00	Sole for Cash (1989)	
EDUCATION (excluding schools)		EQUALIZED VALUATION BASIS FOR NET DEBT COMPUTATION	501,545,824	Cancelled, Abated or Adjusted (1989)	
Libraries	1,250.00	REAL PROPERTY VALUATIONS		Balance December 31, 1989	411,800.50
Other Educational Services		Code Class # of Parcels % VAL'N ASSESSED VALUATION		CURRENT FINANCES DECEMBER 31, 1989	
STATUTORY EXPENDITURES		1 Vacant Land 424 7.29 29,506,165.00		ASSETS	
Pensions & F. L. C. A.	651,691.00	2 Residential 2788 43.02 174,256,992.00		Cash Dec. 31, 1989	3,391,974.15
Employee Fringe Benefits	330,965.76	3 Farm 118 1.01 4,060,052.00		Taxes Receivable	537,305.88
Other Statutory Expenditures	10,000.00	4a Commercial 147 23.79 96,338,998.00		Tax Title Liens	
CETA And Other Public Employment Programs		4b Industrial 49 18.11 73,353,324.00		Foreclosed Property	411,800.50
MUNICIPAL FUNCTIONS TOTAL	7,196,510.67	4c Apartments 13 6.79 27,502,200.00		Emergencies & Other Deferred Charges	
CAPITAL IMPROVEMENTS * MEMO *	50,000.00	Total 3539 405,017,731.00		State and Federal Aid Receivable	
DEBT SERVICE		Land Area 14.20 Sq. Miles		Other Receivables	68,196.29
Principal Payments	600,000.00	Net Valuation Taxable-Municipal	407,617,437	Total	4,409,276.82
Interest Payments	463,077.75	Net Valuation Taxable-County	530,058,237	LIABILITIES, RESERVES, AND SURPLUS	
DEFERRED CHARGES	1,671.70	State Equalized Valuation	581,444,541	Cash Liabilities	1,554,620.03
SCHOOL, COUNTY, SPECIAL DISTRICT TAXES	9,207,666.79	State Equalization Ratio	69.97	Reserves for Receivables	1,017,302.67
RESERVE FOR UNCOLLECTED TAXES	908,619.00			Surplus Dec. 31, 1989	1,837,354.12
EXPENDITURES TOTAL	18,382,545.91			Total	4,409,276.82

1403
 Population 1980 7,616
 Population 1990 7,392
 S & P Rating
 Moody Rating A

General Tax Rate Per \$100. 3.16
 State Equalized Tax Rate 2.04

BUTLER BOROUGH - MORRIS COUNTY
 Form of Government:
Borough Council
 Number of Members on Governing Body - 6

PER CAPITA:
 Gross Debt 1,181.50
 Net Debt 526.22
 Debt Service 72.63
 Total Tax Levy 1,235.64
 Municipal Expenditures 715.77

PER CENT:
 Gross Debt 2.15
 Net Debt .96
 Tax Levy Collected 97.38
 Tax Levy Cancelled, Abated or Adjusted .08

EXPENDITURES	REVENUES-REALIZED	1989 PROPERTY TAX	
GENERAL GOVERNMENT		STATE EQUALIZED TAX RATE	
Governing Body & Public Boards	12,093.00	Local District School Taxes	1.30
Municipal Clerk		Regional & Consolidated School Tax	5,804,107.50
Financial Administration		School Taxes in Municipal Budget	
Assessment of Taxes	19,700.00	County Taxes	.25
Collection of Taxes	11,450.00	County Library Taxes	1,092,541.29
Planning, Housing & Development	59,356.00	Local Municipal Purpose Taxes	.49
Human Resources	24,858.00	Veteran & Senior Citizen Taxes	66,200.00
Elections	3,290.00	Total Taxes for Rate Computation	2.04
General Administration (other)	305,430.00	Special District Taxes	
JUDICIARY		Bank Corp. Taxes	
Municipal Courts	33,513.00	Added and Omitted Taxes	48,445.63
PUBLIC SAFETY		Total Taxes Levied - ABSTRACT	9,133,838.42
Fire Protection	73,919.00	Total Taxes Billed	9,136,958.82
Police Protection	791,639.00	1989 TAXES COLLECTED	8,897,479.67
Civil Defense & Disaster Control	2,850.00	1989 Taxes Cancelled, Abated or Adjusted	6,902.62
Environmental Inspection & Control	52,030.11	Transfer to Tax Title Liens or Foreclosed	
Other Public Safety		Balance Outstanding Dec. 31, 1989	232,576.53
PUBLIC WORKS		PRIOR YEARS TAXES OUTSTANDING	
Streets and Drainage	243,916.00	Balance January 1, 1989	127,155.36
Sewers and Sewage Processing	1,327,707.00	Collected in 1989	156,506.37
Garbage and Trash Disposal	734,500.00	Cancelled, Abated or Adjusted 1989	
Public Buildings and Grounds	52,419.00	Transfers to Tax Title Liens or Foreclosed	
Other Public Works		Balance December 31, 1989	651.99
HEALTH and WELFARE		TAX TITLE LIENS OUTSTANDING	
Health Services Except Environmental	95,623.00	Balance January 1, 1989	
Welfare-Public Assistance	2,000.00	Transfer From Taxes	
Hospital, Clinics, First Aid		Redeemed in 1989	
Animal, Insect, & Rodent Control		Cancelled, Abated or Adjusted (1989)	
Other Welfare Services		Transfers to Foreclosed Property	
RECREATION and CONSERVATION		Balance December 31, 1989	
Beaches and Boardwalks		PROPERTY ACQUIRED BY DEED OR FORECLOSURE	
Parks, Playgrounds, Shade Trees		Balance January 1, 1989	17,000.00
Land Reclamation & Conservation		Transfers From Taxes or Liens	
Other Recreational Services	33,240.00	Sale for Cash (1989)	
EDUCATION (excluding schools)		Cancelled, Abated or Adjusted (1989)	
Libraries	135,110.00	Balance December 31, 1989	17,000.00
Other Educational Services	29,711.00	CURRENT FINANCES DECEMBER 31, 1989	
STATUTORY EXPENDITURES		ASSETS	
Pensions & F. I. C. A.	155,096.00	Cash Dec. 31, 1989	1,209,593.51
Employee Fringe Benefits	206,080.00	Taxes Receivable	233,228.52
Other Statutory Expenditures		Tax Title Liens	
CETA And Other Public Employment Programs		Foreclosed Property	17,000.00
MUNICIPAL FUNCTIONS		Emergencies & Other Deferred Charges	8,000.00
TOTAL	4,452,571.11	State and Federal Aid Receivable	5,226.65
CAPITAL IMPROVEMENTS		Other Receivables	26,576.75
* MEMO *	1,232.00	Total	1,499,625.53
DEBT SERVICE		LIABILITIES, RESERVES, AND SURPLUS	
Principal Payments	321,000.00	Cash Liabilities	550,051.31
Interest Payments	215,833.00	Reserves for Receivables	276,805.27
		Surplus Dec. 31, 1989	672,763.95
DEFERRED CHARGES		Total	1,499,625.53
SCHOOL, COUNTY, SPECIAL DISTRICT TAXES	35,657.12		
SCHOOL, COUNTY, SPECIAL DISTRICT TAXES	6,895,643.79		
RESERVE FOR UNCOLLECTED TAXES	265,839.96		
EXPENDITURES TOTAL	12,137,619.98		
		REVENUES-REALIZED	
		1989 Property Taxes Collected	8,897,479.67
		1989 Payments in Lieu of Taxes	
		Delinquent Tax & Lien Collections	186,506.37
		Business Personalty Replacement Taxes	173,768.44
		Taxes from Public Utilities	970,981.80
		Other Miscellaneous Tax Revenues	
		State Aid Revenues	87,669.57
		Federal Aid Revenues	53,731.06
		State and Local Fiscal Assistance Act Utilized	
		Sale of Acquired Property	
		Other Miscellaneous Revenues	1,749,258.01
		Total	12,119,394.92
		Prior Years Surplus Appropriated	375,000.00
		REVENUES TOTAL	12,494,394.92
		Reserve For Uncollected Taxes	265,839.96
		CAPITAL OUTLAY	
		Total	791,083.11
		Public Enterprises	537,680.80
		Recreation-Culture	
		Public Works	251,086.59
		Buildings and Grounds	2,315.72
		Library and Education	
		Conservation	
		All Other	
		CAPITAL DEBT AUTHORIZED, DECEMBER 31, 1989	
		ISSUED AND UNISSUED	
		SCHOOL	230,000
		Self-Liquidating	4,613,873
		Other	3,889,799
		Total	8,733,672
		ISSUED AND OUTSTANDING	
		School	230,000.00
		Self-Liquidating	4,216,950.00
		Other	2,635,050.00
		Total	7,082,000.00
		EQUALIZED VALUATION BASIS FOR NET DEBT COMPUTATION	405,732,764
		REAL PROPERTY VALUATIONS	
		Code Class # of Parcels % VAL'N	ASSESSED VALUATION
		1 Vacant Land 133 2.18	6,253,100.00
		2 Residential 1990 75.66	217,044,200.00
		3 Farm	
		4a Commercial 124 12.39	35,546,300.00
		4b Industrial 24 6.62	18,993,600.00
		4c Apartments 14 3.15	9,037,000.00
		Total 2285	285,874,200.00
		Land Area 1.97 Sq. Miles	
		Net Valuation Taxable-Municipal	287,611,177
		Net Valuation Taxable-County	494,650,653
		State Equalized Valuation	445,158,366
		State Equalization Ratio	64.55

1904
 Population 1980 7,502
 Population 1990 8,048
 S & P Rating
 Moody Rating

General Tax Rate Per \$100. 2.32
 State Equalized Tax Rate 1.69

BYRAM TOWNSHIP - SUSSEX COUNTY
 Form of Government:
 Council-Manager Plan B (OMCL 50)
 Number of Members on Governing Body - 5

PER CAPITA: Grass Debt 417.21
 Net Debt 52.69
 Debt Service 14.81
 Total Tax Levy 1,049.99
 Municipal Expenditures 421.37
 PER CENT: Grass Debt .77
 Net Debt .10
 Tax Levy Collected 95.46
 Tax Levy Cancelled, Abated or Adjusted

EXPENDITURES		REVENUES-REALIZED			1989 PROPERTY TAX	
GENERAL GOVERNMENT					STATE EQUALIZED TAX RATE	
Governing Body & Public Boards		1989 Property Taxes Collected	8,085,696.78	Local District School Taxes	.52	2,606,557.00
Municipal Clerk		1989 Payments in Lieu of Taxes	30,305.34	Regional & Consolidated School Tax	.42	2,070,600.16
Financial Administration	64,397.40	Delinquent Tax & Lien Collections	233,150.01	School Taxes in Municipal Budget		
Assessment of Taxes	25,867.03	Business Personalty Replacement Taxes	31,666.60	County Taxes	.36	1,781,915.47
Collection of Taxes	76,552.84	Taxes from Public Utilities	332,704.00	County Library Taxes	.02	85,875.17
Planning, Housing & Development	46,488.13	Other Miscellaneous Tax Revenues		Local Municipal Purpose Taxes	.37	1,836,446.11
Human Resources	56,738.01	State Aid Revenues	78,233.73	Veteran & Senior Citizen Taxes		43,900.00
Elections	5,545.60	Federal Aid Revenues		Total Taxes for Rate Computation	1.69	8,425,293.91
General Administration (other)	422,135.44	State and Local Fiscal Assistance Act Utilized		Special District Taxes		
JUDICIARY		Sale of Acquired Property		Bank Corp. Taxes		
Municipal Courts	49,535.83	Other Miscellaneous Revenues	750,628.22	Added and Omitted Taxes		68,913.56
PUBLIC SAFETY		Total	9,592,384.68	Total Taxes Levied - ABSTRACT		8,450,312.47
Fire Protection	45,729.87	Prior Years Surplus Appropriated	160,000.00	Total Taxes Billed		8,470,594.30
Police Protection	617,224.52	REVENUES TOTAL	9,752,384.68	1989 TAXES COLLECTED		8,085,696.78
Civil Defense & Disaster Control	3,644.87	Reserve For Uncollected Taxes	354,000.00	1989 Taxes Cancelled, Abated or Adjusted		42.30
Environmental Inspection & Control	54,116.15	CAPITAL OUTLAY TOTAL	639,514.30	Transfer to Tax Title Liens or Foreclosed		44,725.20
Other Public Safety		Public Enterprises		Balance Outstanding Dec. 31, 1989		340,130.02
PUBLIC WORKS		Recreation-Culture		PRIOR YEARS TAXES OUTSTANDING		
Streets and Drainage	665,022.68	Public Works		Balance January 1, 1989		285,353.10
Sewers and Sewage Processing	31,721.50	Buildings and Grounds	639,514.30	Collected in 1989		279,478.97
Garbage and Trash Disposal		Library and Education		Cancelled, Abated or Adjusted 1989		
Public Buildings and Grounds	34,569.36	Conservation		Transfers to Tax Title Liens or Foreclosed		4,653.29
Other Public Works	27,535.31	All Other		Balance December 31, 1989		1,220.84
HEALTH and WELFARE		CAPITAL DEBT AUTHORIZED, DECEMBER 31, 1989		TAX TITLE LIENS OUTSTANDING		
Health Services Except Environmental	94,523.17	ISSUED AND UNISSUED		Balance January 1, 1989		109,689.25
Welfare-Public Assistance	499.00	School	2,933,619	Transfer From Taxes		43,596.26
Hospital, Clinics, First Aid		Self-Liquidating		Redeemed in 1989		3,671.04
Animal, Insect, & Rodent Control	10,392.99	Other	424,083	Cancelled, Abated or Adjusted (1989)		41,905.69
Other Welfare Services		Total	3,357,703	Transfers to Foreclosed Property		107,708.78
RECREATION and CONSERVATION		ISSUED AND OUTSTANDING		Balance December 31, 1989		107,400.00
Beaches and Boardwalks		School	2,933,619.42	Transfers From Taxes or Liens		48,267.61
Parks, Playgrounds, Shade Trees	6,542.33	Self-Liquidating		Sale for Cash (1989)		81,090.00
Land Reclamation & Conservation	728.10	Other	424,000.00	Cancelled, Abated or Adjusted (1989)		5,936.61
Other Recreational Services	13,853.22	Total	3,357,619.42	Balance December 31, 1989		68,641.00
EDUCATION (excluding schools)		EQUALIZED VALUATION BASIS		CURRENT FINANCES DECEMBER 31, 1989		
Libraries		FOR NET DEBT COMPUTATION	436,497.430	ASSETS		
Other Educational Services		REAL PROPERTY VALUATIONS		Cash Dec. 31, 1989		914,271.67
STATUTORY EXPENDITURES		Code Class # of Parcels % VAL'N		Taxes Receivable		341,350.86
Pensions & F. L. C. A.	202,920.83	1 Vacant Land 912 6.53	19,369,500.00	Tax Title Liens		107,708.78
Employee Fringe Benefits	162,353.00	2 Residential 2826 85.51	253,799,900.00	Foreclosed Property		68,641.00
Other Statutory Expenditures		3 Farm 104 1.01	3,016,500.00	Emergencies & Other Deferred Charges		14,316.00
CETA And Other Public Employment Programs		4a Commercial 96 6.31	18,736,900.00	State and Federal Aid Receivable		18,953.99
MUNICIPAL FUNCTIONS TOTAL	2,718,738.18	4b Industrial 10 .53	1,576,200.00	Other Receivables		32,804.16
CAPITAL IMPROVEMENTS *MEMO*	42,540.00	4c Apartments 2 .10	310,200.00	Total		1,498,046.46
DEBT SERVICE		Total	3950	LIABILITIES, RESERVES, AND SURPLUS		
Principal Payments	90,000.00	Land Area 20.60 Sq. Miles		Cash Liabilities		908,117.43
Interest Payments	29,166.00	Net Valuation Taxable-Municipal	297,931,764	Reserves for Receivables		550,504.80
DEFERRED CHARGES	199,295.69	Net Valuation Taxable-County	460,522,338	Surplus Dec. 31, 1989		39,424.23
SCHOOL, COUNTY, SPECIAL DISTRICT TAXES	6,544,947.80	State Equalized Valuation	497,210,145	Total		1,498,046.46
RESERVE FOR UNCOLLECTED TAXES	354,000.00	State Equalization Ratio	59.83			
EXPENDITURES TOTAL	9,936,147.67					

Population 1980 7,624
 Population 1990 7,549
 S & P Rating
 Moody Rating A

General Tax Rate Per \$100. 8.66
 State Equalized Tax Rate 1.95

CALDWELL BORO. TWP. - ESSEX COUNTY

Form of Government:

Borough Council

Number of Members on Governing Body - 6

PER CAPITA: Gross Debt 4,743.05 PER CENT: Gross Debt 11.84
 Net Debt 370.40 Net Debt .92
 Debt Service 46.59 Tax Levy Collected 97.25
 Total Tax Levy 1,279.24 Tax Levy Cancelled, Abated
 Municipal Expenditures 614.63 or Adjusted .07

EXPENDITURES		REVENUES-REALIZED		1989 PROPERTY TAX	
GENERAL GOVERNMENT				STATE EQUALIZED TAX RATE	
Governing Body & Public Baards		1989 Property Taxes Collected	9,396,015.79	Local District School Taxes	.85 4,208,111.82
Municipal Clerk		1989 Payments in Lieu of Taxes	87,630.56	Regional & Consolidated School Tax	
Financial Administration	62,282.81	Delinquent Tax & Lien Collections	145,419.91	School Taxes in Municipal Budget	
Assessment of Taxes	21,248.61	Business Personalty Replacement Taxes	123,074.36	County Taxes	.61 2,995,336.01
Collection of Taxes	43,055.34	Taxes from Public Utilities	511,758.00	County Library Taxes	
Planning, Housing & Development	5,029.00	Other Miscellaneous Tax Revenues		Local Municipal Purpose Taxes	.49 2,417,624.08
Human Resources	35,527.90	State Aid Revenues	210,516.27	Veteran & Senior Citizen Taxes	43,150.00
Elections	2,373.00	Federal Aid Revenues		Total Taxes for Rate Computation	1.95 9,664,221.91
General Administration (other)	360,632.15	State and Local Fiscal Assistance Act Utilized		Special District Taxes	
JUDICIARY		Sale of Acquired Property		Bank Corp. Taxes	
Municipal Courts	67,917.00	Other Miscellaneous Revenues	1,004,351.87	Added and Omitted Taxes	35,890.69
PUBLIC SAFETY		Total	11,478,766.76	Total Taxes Levied - ABSTRACT	9,656,962.60
Fire Protection	53,071.72	Prior Years Surplus Appropriated	171,338.00	Total Taxes Billed	9,661,757.81
Police Protection	983,166.78	REVENUES TOTAL	11,650,104.76	1989 TAXES COLLECTED	9,396,015.79
Civil Defense & Disaster Control	1,699.00	Reserve For Uncollected Taxes	155,000.00	1989 Taxes Cancelled, Abated or Adjusted	6,802.85
Environmental Inspection & Control	43,969.00	CAPITAL OUTLAY TOTAL	11,120,861.59	Transfer to Tax Title Liens or Foreclosed	
Other Public Safety		Public Enterprises	10,925,746.99	Balance Outstanding Dec. 31, 1989	258,939.17
PUBLIC WORKS		Recreation-Culture	91,303.80	PRIOR YEARS TAXES OUTSTANDING	
Streets and Drainage	347,008.27	Public Works	49,715.34	Balance January 1, 1989	145,834.74
Sewers and Sewage Processing	434,408.82	Buildings and Grounds	34,011.31	Collected in 1989	145,419.91
Garbage and Trash Disposal	469,750.00	Library and Education	84.15	Cancelled, Abated or Adjusted 1989	412.09
Public Buildings and Grounds	105,450.93	Conservation		Transfers to Tax Title Liens or Foreclosed	
Other Public Works		All Other		Balance December 31, 1989	2.74
HEALTH and WELFARE		CAPITAL DEBT AUTHORIZED, DECEMBER 31, 1989		TAX TITLE LIENS OUTSTANDING	
Health Services Except Environmental	56,364.00	ISSUED AND UNISSUED		Balance January 1, 1989	
Welfare-Public Assistance	25,738.00	Schaal	1,262,818.79	Transfer From Taxes	
Hospital, Clinics, First Aid		Self-Liquidating	31,745,979	Redeemed in 1989	
Animal, Insect, & Radent Control	1,500.00	Other	2,796,500	Cancelled, Abated or Adjusted (1989)	
Other Welfare Services		Total	35,805,299	Transfers to Foreclosed Property	
RECREATION and CONSERVATION		ISSUED AND OUTSTANDING		Balance December 31, 1989	
Beaches and Boardwalks		Schaal	1,262,818.79	PROPERTY ACQUIRED BY DEED OR	
Parks, Playgrounds, Shade Trees	12,900.00	Self-Liquidating		FORECLOSURE	
Land Reclamation & Conservation	33,090.00	Other	2,619,184.00	Balance January 1, 1989	
Other Recreational Services	199,820.00	Total	3,882,002.79	Transfers From Taxes or Liens	
EDUCATION (excluding schaal)		EQUALIZED VALUATION BASIS		Sale for Cash (1989)	
Libraries	151,769.00	FOR NET DEBT COMPUTATION	437,613,530	Cancelled, Abated or Adjusted (1989)	
Other Educational Services		REAL PROPERTY VALUATIONS		Balance December 31, 1989	
STATUTORY EXPENDITURES		Code Class # of Parcels % VAL'N		CURRENT FINANCES DECEMBER 31, 1989	
Pensions & F. L. C. A.	294,790.00			ASSETS	
Employee Fringe Benefits	203,921.00	1 Vacant Land 110 .94	1,023,200.00	Cash Dec. 31, 1989	366,311.53
Other Statutory Expenditures		2 Residential 1750 71.34	77,913,500.00	Taxes Receivable	258,941.91
CETA And Other Public Employment Programs		3 Farm		Tax Title Liens	
MUNICIPAL FUNCTIONS TOTAL	4,135,001.33	4a Commercial 134 17.00	18,565,600.00	Foreclosed Property	
CAPITAL IMPROVEMENTS * MEMO *	4,100.00	4b Industrial		Emergencies & Other Deferred Charges	4,500.00
DEBT SERVICE		4c Apartments 21 10.71	11,701,300.00	State and Federal Aid Receivable	
Principal Payments	133,100.00	Total 2065	109,208,600.00	Other Receivables	183,336.88
Interest Payments	213,580.00	Land Area 1.20 Sq. Miles		Total	813,090.32
DEFERRED CHARGES	525.00	Net Valuation Taxable-Municipal	111,153,200	LIABILITIES, RESERVES, AND SURPLUS	
SCHOOL, COUNTY, SPECIAL DISTRICT TAXES	7,203,447.93	Net Valuation Taxable-County	465,265,753	Cash Liabilities	352,919.70
RESERVE FOR UNCOLLECTED TAXES	155,000.00	State Equalized Valuation	486,885,097	Reserves for Receivables	442,278.79
EXPENDITURES TOTAL	11,843,654.16	State Equalization Ratio	22.52	Surplus Dec. 31, 1989	17,891.83
				Total	813,090.32

1004

Population 1980 1,023
 Population 1990 1,073
 S & P Rating
 Moody Rating

General Tax Rate Per \$100. 4.20
 State Equalized Tax Rate 1.86

CALIFON BOROUGH - HUNTERDON CO.

Form of Government:

Borough Council

Number of Members on Governing Body - 6

PER CAPITA:

Grass Debt 159.87 PER CENT:
 Net Debt 43.46 Gross Debt .26
 Debt Service 14.63 Net Debt .08
 Total Tax Levy 1,330.79 Tax Levy Collected 96.59
 Municipal Expenditures 393.09 or Adjusted .09

EXPENDITURES		REVENUES-REALIZED		1989 PROPERTY TAX	
GENERAL GOVERNMENT		REVENUES-REALIZED		STATE EQUALIZED TAX RATE	
Governing Body & Public Boards		1989 Property Taxes Collected	1,331,310.93	Local District School Taxes	.80 611,552.43
Municipal Clerk		1989 Payments in Lieu of Taxes		Regional & Consolidated School Tax	.43 329,945.53
Financial Administration	43.93	Delinquent Tax & Lien Collections	29,912.71	School Taxes in Municipal Budget	
Assessment of Taxes	7,431.00	Business Personalty Replacement Taxes	13,530.16	County Taxes	.32 243,678.45
Collection of Taxes	9,512.00	Taxes from Public Utilities	56,796.00	County Library Taxes	.02 15,943.31
Planning, Housing & Development	3,700.00	Other Miscellaneous Tax Revenues		Local Municipal Purpose Taxes	.28 216,569.00
Human Resources	90.00	State Aid Revenues	16,911.60	Veteran & Senior Citizen Taxes	
Elections		Federal Aid Revenues		Total Taxes for Rate Computation	1.85 1,428,338.77
General Administration (other)	73,492.00	State and Local Fiscal Assistance Act Utilized		Special District Taxes	
JUDICIARY		State and Local Fiscal Assistance Act Utilized		Bank Corp. Taxes	
Municipal Courts	13,800.00	Sale of Acquired Property		Added and Omitted Taxes	10,248.52
PUBLIC SAFETY		Other Miscellaneous Revenues	43,574.52	Total Taxes Levied - ABSTRACT	1,427,937.29
Fire Protection	13,316.26	Total	1,542,035.97	Total Taxes Billed	1,430,034.06
Police Protection	63,931.00	Prior Years Surplus Appropriated	71,500.00	1989 TAXES COLLECTED	1,381,310.98
Civil Defense & Disaster Control		REVENUES TOTAL	1,613,535.97	1989 Taxes Cancelled, Abated or Adjusted	1,304.96
Environmental Inspection & Control	990.00	Reserve For Uncollected Taxes	63,865.07	Transfer to Tax Title Liens or Foreclosed	
Other Public Safety		CAPITAL OUTLAY TOTAL	1,249.61	Balance Outstanding Dec. 31, 1989	47,418.12
PUBLIC WORKS		CAPITAL DEBT AUTHORIZED, DECEMBER 31, 1989		PRIOR YEARS TAXES OUTSTANDING	
Streets and Drainage	62,496.00	ISSUED AND UNISSUED		Balance January 1, 1989	30,381.73
Sewers and Sewage Processing		School	119,545	Collected in 1989	29,912.71
Garbage and Trash Disposal	1,100.00	Self-Liquidating		Cancelled, Abated or Adjusted 1989	320.62
Public Buildings and Grounds	25,675.00	Other	52,000	Transfers to Tax Title Liens or Foreclosed	
Other Public Works	600.00	Total	171,545	Balance December 31, 1989	148.40
HEALTH and WELFARE		ISSUED AND OUTSTANDING		TAX TITLE LIENS OUTSTANDING	
Health Services Except Environmental	1,350.00	School	82,007.40	Balance January 1, 1989	
Welfare-Public Assistance	1,150.00	Self-Liquidating		Transfers From Taxes or Liens	
Hospital, Clinics, First Aid		Other	52,000.00	Redeemed in 1989	
Animal, Insect, & Rodent Control	634.00	Total	134,007.40	Cancelled, Abated or Adjusted (1989)	
Other Welfare Services		EQUALIZED VALUATION BASIS		Transfers to Foreclosed Property	
RECREATION and CONSERVATION		FOR NET DEBT COMPUTATION	67,053,584	Balance December 31, 1989	
Beaches and Boardwalks		REAL PROPERTY VALUATIONS		PROPERTY ACQUIRED BY DEED OR FORECLOSURE	
Parks, Playgrounds, Shade Trees	50.00	Code Class # of Parcels % VALN		Balance January 1, 1989	
Land Reclamation & Conservation	628.00	1 Vacant Land 96 2.65	891,400.00	Transfers From Taxes or Liens	
Other Recreational Services	2,000.00	2 Residential 370 84.95	28,539,565.00	Sale for Cash (1989)	
EDUCATION (excluding schools)		3 Farm 20 .57	193,655.00	Cancelled, Abated or Adjusted (1989)	
Libraries	100.00	4a Commercial 34 11.23	3,780,400.00	Balance December 31, 1989	
Other Educational Services	350.00	4b Industrial 3 .25	83,400.00	CURRENT FINANCES DECEMBER 31, 1989	
STATUTORY EXPENDITURES		4c Apartments 2 .34	116,000.00	ASSETS	
Pensions & F. I. C. A.	13,409.00	Total	33,654,420.00	Cash Dec. 31, 1989	297,845.86
Employee Fringe Benefits	3,000.00			Taxes Receivable	47,566.52
Other Statutory Expenditures	1,300.00			Tax Title Liens	
CETA And Other Public Employment Programs				Foreclosed Property	
MUNICIPAL FUNCTIONS TOTAL	320,253.24			Emergencies & Other Deferred Charges	
CAPITAL IMPROVEMENTS * MEMO *				State and Federal Aid Receivable	
DEBT SERVICE				Other Receivables	9,492.90
Principal Payments	12,500.00			Total	354,905.28
Interest Payments	3,193.61			LIABILITIES, RESERVES, AND SURPLUS	
DEFERRED CHARGES	27,336.52			Cash Liabilities	
SCHOOL, COUNTY, SPECIAL DISTRICT TAXES	1,201,119.77	Land Area = 90 Sq. Miles		Reserves for Receivables	51,070.83
RESERVE FOR UNCOLLECTED TAXES	63,865.07	Net Valuation Taxable-Municipal	33,805,608	Surplus Dec. 31, 1989	87,732.40
EXPENDITURES TOTAL	1,628,273.21	Net Valuation Taxable-County	70,311,415	Total	354,905.28
		State Equalized Valuation	76,206,374		
		State Equalization Ratio	44.25		

0408
 Population 1980 84,910
 Population 1990 87,492
 S & P Rating
 Moody Rating BAA

General Tax Rate Per \$100. 16.93
 State Equalized Tax Rate 4.23

CAMDEN CITY - CAMDEN COUNTY
 Form of Government:
 Mayor-Council Plan B (OMCL 50)
 Number of Members on Governing Body - 7

PER CAPITA:
 Gross Debt 508.60
 Net Debt 144.42
 Debt Service 25.77
 Total Tax Levy 467.53
 Municipal Expenditures 807.26

PER CENT:
 Gross Debt 5.66
 Net Debt 1.61
 Tax Levy Collected 84.13
 Tax Levy Cancelled, Abated or Adjusted .85

EXPENDITURES		REVENUES-REALIZED		1989 PROPERTY TAX			
GENERAL GOVERNMENT		REVENUES-REALIZED		STATE EQUALIZED TAX RATE			
Governing Body & Public Boards	506,572.00	1989 Property Taxes Collected	34,414,750.16	Local District School Taxes	1.56		
Municipal Clerk	154,737.00	1989 Payments in Lieu of Taxes	1,773,807.13	Regional & Consolidated School Tax			
Financial Administration	939,330.00	Delinquent Tax & Lien Collections	4,361,734.81	School Taxes in Municipal Budget			
Assessment of Taxes	419,425.00	Business Personalty Replacement Taxes	3,843,604.74	County Taxes	.84		
Collection of Taxes	349,530.00	Taxes from Public Utilities	6,022,382.00	Caunty Library Taxes			
Planning, Hausing & Development	529,745.00	Other Miscellaneous Tax Revenues		Local Municipal Purpose Taxes	1.33		
Human Resources	5,275,638.00	State Aid Revenues	28,476,807.71	Veteran & Senior Citizen Taxes			
Elections		Federal Aid Revenues	100,000.00	Total Taxes for Rate Computation	4.23		
General Administration (other)	6,736,908.00	State and Local Fiscal Assistance Act Utilized		Special District Taxes			
JUDICIARY		Sole of Acquired Property		Bank Corp. Taxes			
Municipal Courts	600,400.00	Other Miscellaneous Revenues	5,132,908.72	Added and Omitted Taxes	160,030.07		
PUBLIC SAFETY		Total	35,176,115.37	Total Taxes Levied - ABSTRACT	40,905,413.70		
Fire Protection	11,227,422.75	Prior Years Surplus Appropriated	2,311,106.04	Total Taxes Billed	40,905,413.70		
Police Protection	17,453,221.21	REVENUES TOTAL	37,487,221.41	1989 TAXES COLLECTED	34,414,750.16		
Civil Defense & Disaster Control	22,244.50	Reserve For Uncollected Taxes	6,782,121.22	1989 Taxes Cancelled, Aboted or Adjusted	348,814.35		
Environmental Inspection & Control	2,225,313.00	CAPITAL OUTLAY	TOTAL	Transfer to Tax Title Liens or Foreclosed	2,307,420.37		
Other Public Safety	8,305.00	Public Enterprises	1,009,932.00	Balance Outstanding Dec. 31, 1989	3,334,420.32		
PUBLIC WORKS		Recreation-Culture	185,530.00	PRIOR YEARS TAXES OUTSTANDING			
Streets and Drainage	1,735,513.00	Public Works	735,394.42	Balance January 1, 1989	3,464,154.58		
Sewers and Sewage Processing		Buildings and Grounds	1,370,195.66	Collected in 1989	2,170,661.80		
Garbage and Trash Disposal	5,805,128.50	Library and Education		Cancelled, Abated or Adjusted 1989	445,399.54		
Public Buildings and Grounds	2,244,659.00	Conservation		Transfers to Tax Title Liens or Foreclosed	588,814.93		
Other Public Works		All Other		Balance December 31, 1989	251,493.31		
HEALTH and WELFARE		CAPITAL DEBT AUTHORIZED, DECEMBER 31, 1989		TAX TITLE LIENS OUTSTANDING			
Health Services Except Environmental	104,196.00	ISSUED AND UNISSUED	GROSS DEBT	NET DEBT			
Welfare-Public Assistance	1,337,439.00	School	22,451,700.00	Balance January 1, 1989	9,348,771.03		
Hospital, Clinics, First Aid		Self-Liquidating	7,908,000.00	Transfer From Taxes	3,535,574.55		
Animal, Insect, & Radent Control	57,400.00	Other	14,239,200.00	Redeemed in 1989	2,183,073.01		
Other Welfare Services		Total	44,498,200.00	Cancelled, Abated or Adjusted (1989)	337,176.94		
RECREATION and CONSERVATION		ISSUED AND OUTSTANDING		Transfers to Fareclosed Property	60,192.48		
Beches and Boardwalks		School	20,315,000.00	Balance December 31, 1989	9,703,913.15		
Parks, Playgrounds, Shade Trees		Self-Liquidating	7,400,000.00	PROPERTY ACQUIRED BY DEED OR FORECLOSURE			
Land Reclamation & Conservation	202,920.00	Other	13,309,000.00	Balance January 1, 1989	22,435,215.30		
Other Recreational Services	754,607.49	Total	41,031,000.00	Transfers From Taxes or Liens	714,099.58		
EDUCATION (excluding schools)		EQUALIZED VALUATION BASIS FOR NET DEBT COMPUTATION	735,516,197	Sole for Cash (1989)	1,200,250.00		
Libraries	511,000.00	REAL PROPERTY VALUATIONS		Cancelled, Abated or Adjusted (1989)			
Other Educational Services		Code	Class	# of Parcels	% VAL'N	Balance December 31, 1989	21,941,054.83
STATUTORY EXPENDITURES		1	Vacant Land	3245	1.72	CURRENT FINANCES DECEMBER 31, 1989	
Pensions & F. I. C. A.	4,904,831.32	2	Residential	21111	57.35	ASSETS	
Employee Fringe Benefits	4,359,500.00	3	Farm			Cash Dec. 31, 1989	7,952,100.99
Other Statutory Expenditures	10,000.00	4a	Commercial	1655	21.30	Taxes Receivable	3,585,920.67
CETA And Other Public Employment Programs		4b	Industrial	149	15.17	Tax Title Liens	3,703,913.15
MUNICIPAL FUNCTIONS TOTAL	51,045,100.10	4c	Apornments	137	4.40	Fareclosed Property	21,941,054.38
CAPITAL IMPROVEMENTS * MEMO *	50,000.00	Total	25295			Emergencies & Other Deferred Charges	255,428.43
DEBT SERVICE		Land Area	3.53	Sq. Miles		State and Federal Aid Receivable	950,000.00
Principal Payments	1,134,733.00	Net Valuation Taxable-Municipal				Other Receivables	271,910.07
Interest Payments	1,009,555.25	Net Valuation Taxable-County				Total	44,663,350.15
DEFERRED CHARGES	546,102.40	State Equalized Valuation				LIABILITIES, RESERVES, AND SURPLUS	
SCHOOL, COUNTY, SPECIAL DISTRICT TAXES	23,107,712.95	State Equalization Ratio				Cash Liabilities	6,533,483.64
RESERVE FOR UNCOLLECTED TAXES	5,757,121.22					Reserves for Receivables	35,502,812.73
EXPENDITURES TOTAL	93,735,476.05					Surplus Dec. 31, 1989	2,572,053.73
						Total	44,663,350.15

Population 1980 4,853
 Population 1990 4,668
 S & P Rating
 Moody Rating AAA

General Tax Rate Per \$100 1.43
 State Equalized Tax Rate 1.29

CAPE MAY CITY - CAPE MAY COUNTY

Form of Government:

Council-Manager (1923)

Number of Members on Governing Body - 3

PER CAPITA:

Gross Debt 2,962.11
 Net Debt 1,791.72
 Debt Service 162.27
 Total Tax Levy 1,809.02
 Municipal Expenditures 1,274.46

PER CENT:

Gross Debt 2.59
 Net Debt 1.57
 Tax Levy Collected 89.92
 Tax Levy Cancelled, Abated or Adjusted .60

EXPENDITURES		REVENUES-REALIZED		1989 PROPERTY TAX	
GENERAL GOVERNMENT		REVENUES		STATE EQUALIZED TAX RATE	
Governing Body & Public Boards		1989 Property Taxes Collected	7,593,418.77	Local District School Taxes	.16 1,030,690.00
Municipal Clerk	83,930.00	1989 Payments in Lieu of Taxes	86,623.39	Regional & Consolidated School Tax	.40 2,605,623.00
Financial Administration	55,900.00	Delinquent Tax & Lien Collections	601,677.27	School Taxes in Municipal Budget	
Assessment of Taxes	36,080.00	Business Personalty Replacement Taxes	108,826.36	County Taxes	.37 2,394,238.39
Collection of Taxes	47,500.00	Taxes from Public Utilities	335,459.00	County Library Taxes	.02 117,518.53
Planning, Housing & Development	60,635.34	Other Miscellaneous Tax Revenues		Local Municipal Purpose Taxes	.34 2,230,136.10
Human Resources	79,124.86	State Aid Revenues	97,516.02	Veteran & Senior Citizen Taxes	
Elections		Federal Aid Revenues		Total Taxes for Rate Computation	1.29 8,431,406.02
General Administration (other)	682,715.80	State and Local Fiscal Assistance Act Utilized		Special District Taxes	
JUDICIARY		Sale of Acquired Property		Bank Corp. Taxes	
Municipal Courts	94,960.00	Other Miscellaneous Revenues	2,183,480.05	Added and Omitted Taxes	66,287.93
PUBLIC SAFETY		Total	11,007,000.36	Total Taxes Levied - ABSTRACT	8,444,493.95
Fire Protection	38,338.00	Prior Years Surplus Appropriated	775,000.00	Total Taxes Billed	8,444,210.25
Police Protection	878,827.59	REVENUES TOTAL	11,782,000.36	1989 TAXES COLLECTED	7,593,418.77
Civil Defense & Disaster Control	8,665.00	Reserve For Uncollected Taxes	567,907.39	1989 Taxes Cancelled, Abated or Adjusted	51,076.64
Environmental Inspection & Control	155,802.00	CAPITAL OUTLAY TOTAL	1,208,239.90	Transfer to Tax Title Liens or Foreclosed	96,329.01
Other Public Safety				Balance Outstanding Dec. 31, 1989	703,385.83
PUBLIC WORKS				PRIOR YEARS TAXES OUTSTANDING	
Streets and Drainage	364,850.00	Public Enterprises	359,087.10	Balance January 1, 1989	504,566.18
Sewers and Sewage Processing		Recreation-Culture	375.00	Collected in 1989	502,104.70
Garbage and Trash Disposal	35,000.00	Public Works	85,839.00	Cancelled, Abated or Adjusted 1989	
Public Buildings and Grounds	402,304.00	Buildings and Grounds	762,933.80	Transfers to Tax Title Liens or Foreclosed	172.63
Other Public Works		Library and Education		Balance December 31, 1989	2,288.85
HEALTH and WELFARE		Conservation		TAX TITLE LIENS OUTSTANDING	
Health Services Except Environmental	5,371.00	All Other		Balance January 1, 1989	104,065.41
Welfare-Public Assistance	17,100.00			Transfer From Taxes	96,536.07
Hospital, Clinics, First Aid		CAPITAL DEBT AUTHORIZED, DECEMBER 31, 1989		Redeemed in 1989	99,572.57
Animal, Insect, & Rodent Control		ISSUED AND UNISSUED		Cancelled, Abated or Adjusted (1989)	
Other Welfare Services		Schaal	893,894	Transfers to Foreclosed Property	1,726.65
RECREATION and CONSERVATION		Self-Liquidating	4,569,437	Balance December 31, 1989	99,302.26
Beaches and Boardwalks	331,515.00	Other	8,363,747	PROPERTY ACQUIRED BY DEED OR FORECLOSURE	
Parks, Playgrounds, Shade Trees	12,500.00	Total	13,827,129	Balance January 1, 1989	57,473.00
Land Reclamation & Conservation	72,800.00			Transfers From Taxes or Liens	1,726.65
Other Recreational Services	17,850.00	ISSUED AND OUTSTANDING		Sale for Cash (1989)	
EDUCATION (excluding schools)		Schaal	893,894.61	Cancelled, Abated or Adjusted (1989)	14,573.35
Libraries	56,900.00	Self-Liquidating	4,553,237.43	Balance December 31, 1989	44,626.30
Other Educational Services	95,000.00	Other	8,360,377.39	CURRENT FINANCES DECEMBER 31, 1989	
STATUTORY EXPENDITURES		Total	13,807,509.43	ASSETS	
Pensions & F. L. C. A.	337,485.00	EQUALIZED VALUATION BASIS FOR NET DEBT COMPUTATION	534,019,806	Cash Dec. 31, 1989	1,654,702.93
Employee Fringe Benefits	219,721.00	REAL PROPERTY VALUATIONS		Taxes Receivable	705,674.68
Other Statutory Expenditures		Code Class # of Parcels % VAL'N		Tax Title Liens	99,302.26
CETA And Other Public Employment Programs		1 Vacant Land 284 4.04		Foreclosed Property	44,626.30
MUNICIPAL FUNCTIONS TOTAL	4,540,900.59	2 Residential 2844 66.36		Emergencies & Other Deferred Charges	149,626.14
CAPITAL IMPROVEMENTS *MEMO*		3 Farm		State and Federal Aid Receivable	1,930.81
DEBT SERVICE		4a Commercial 251 22.64		Other Receivables	43,844.57
Principal Payments	266,107.73	4b Industrial		Total	2,699,707.69
Interest Payments	491,381.81	4c Apartments 127 6.95		LIABILITIES, RESERVES, AND SURPLUS	
		Total 3506		Cash Liabilities	866,587.87
DEFERRED CHARGES		Land Area 2.54 Sq. Miles		Reserves for Receivables	893,447.81
SCHOOL, COUNTY, SPECIAL DISTRICT TAXES	6,143,069.92	Net Valuation Taxable-Municipal	537,100,213	Surplus Dec. 31, 1989	939,672.01
RESERVE FOR UNCOLLECTED TAXES	567,907.39	Net Valuation Taxable-County	560,029,406	Total	2,699,707.69
EXPENDITURES TOTAL	12,097,256.84	State Equalized Valuation	649,116,283		
		State Equalization Ratio	90.42		

Population 1980 255
 Population 1990 243
 S & P Rating
 Moody Rating

General Tax Rate Per \$100. .29
 State Equalized Tax Rate .75

CAPE MAY POINT BORO. - CAPE MAY CO.

Form of Government:

Commission (1911)

Number of Members on Governing Body - 3

PER CAPITA:
 Grass Debt 7,382.46
 Net Debt 1,041.40
 Debt Service
 Total Tax Levy 3,400.93
 Municipal Expenditures 2,123.39

PER CENT:
 Gross Debt 1.39
 Net Debt .27
 Tax Levy Collected 24.27
 Tax Levy Cancelled, Abated or Adjusted

EXPENDITURES		REVENUES-REALIZED		1989 PROPERTY TAX	
GENERAL GOVERNMENT				STATE EQUALIZED TAX RATE	
Governing Body & Public Boards		1989 Property Taxes Collected	746,906.87	Local District School Taxes	.06
Municipal Clerk	11,400.00	1989 Payments in Lieu of Taxes		Regional & Consolidated School Tax	
Financial Administration	53,630.00	Delinquent Tax & Lien Collections	27,547.61	School Taxes in Municipal Budget	
Assessment of Taxes	3,700.00	Business Personalty Replacement Taxes	235.92	County Taxes	.36
Collection of Taxes	3,700.00	Taxes from Public Utilities	22,926.00	County Library Taxes	.02
Planning, Housing & Development	7,500.00	Other Miscellaneous Tax Revenues		Local Municipal Purpose Taxes	.30
Human Resources	17,275.00	State Aid Revenues	19,635.24	Veteran & Senior Citizen Taxes	
Elections	650.00	Federal Aid Revenues		Total Taxes far Rate Computation	.74
General Administration (other)	56,908.41	State and Local Fiscal Assistance Act Utilized		Special District Taxes	
JUDICIARY		Sale of Acquired Property		Bank Corp. Taxes	
Municipal Courts	7,800.00	Other Miscellaneous Revenues	35,515.11	Added and Omitted Taxes	
PUBLIC SAFETY		Total	950,716.75	Total Taxes Levied - ABSTRACT	843,429.53
Fire Protection	3,320.00	Prior Years Surplus Appropriated	50,000.00	Total Taxes Billed	843,222.31
Police Protection	29,050.00	REVENUES TOTAL	1,000,716.75	1989 TAXES COLLECTED	794,906.87
Civil Defense & Disaster Control	610.00	Reserve For Uncollected Taxes	47,124.66	1989 Taxes Cancelled, Abated or Adjusted	
Environmental Inspection & Control	21,000.00	CAPITAL OUTLAY TOTAL	376,989.50	Transfer to Tax Title Liens or Foreclosed	
Other Public Safety		Public Enterprises	276,349.38	Balance Outstanding Dec. 31, 1989	43,315.44
PUBLIC WORKS		Recreation-Culture		PRIOR YEARS TAXES OUTSTANDING	
Streets and Drainage	14,500.00	Public Works	540.12	Balance January 1, 1989	27,363.13
Sewers and Sewage Processing		Buildings and Grounds		Collected in 1989	27,547.61
Garbage and Trash Disposal	46,500.00	Library and Education		Cancelled, Abated or Adjusted 1989	19.24
Public Buildings and Grounds	11,000.00	Conservation		Transfers to Tax Title Liens or Foreclosed	
Other Public Works	13,500.00	All Other		Balance December 31, 1989	296.23
HEALTH and WELFARE		CAPITAL DEBT AUTHORIZED, DECEMBER 31, 1989		TAX TITLE LIENS OUTSTANDING	
Health Services Except Environmental	275.00	ISSUED AND UNISSUED		Balance January 1, 1989	
Welfare-Public Assistance	400.00	School		Transfer From Taxes	
Hospital, Clinics, First Aid	100.00	Self-Liquidating	1,630,000	Redeemed in 1989	
Animal, Insect, & Radent Control	150.00	Other	200,850	Cancelled, Abated or Adjusted (1989)	
Other Welfare Services		Total	1,830,850	Transfers to Foreclosed Property	
RECREATION and CONSERVATION		NET DEBT		Balance December 31, 1989	
Beaches and Boardwalks	71,750.00	ISSUED AND OUTSTANDING		PROPERTY ACQUIRED BY DEED OR FORECLOSURE	
Parks, Playgrounds, Shade Trees		School		Balance January 1, 1989	13,575.00
Land Reclamation & Conservation	13,100.00	Self-Liquidating	1,515,000.00	Transfers From Taxes or Liens	
Other Recreational Services		Other		Sale for Cash (1989)	
EDUCATION (excluding schools)		Total	1,515,000.00	Cancelled, Abated or Adjusted (1989)	
Libraries	100.00	EQUALIZED VALUATION BASIS		Balance December 31, 1989	13,575.00
Other Educational Services		FOR NET DEBT COMPUTATION	96,848,979	CURRENT FINANCES DECEMBER 31, 1989	
STATUTORY EXPENDITURES		REAL PROPERTY VALUATIONS		ASSETS	
Pensions & F. L. C. A.	46,144.51	Code Class # of Parcels % VAL'N		Cash Dec. 31, 1989	214,967.31
Employee Fringe Benefits		1 Vacant Land 143 12.40	10,427,200.00	Taxes Receivable	48,611.72
Other Statutory Expenditures	1,500.00	2 Residential 508 86.43	72,630,300.00	Tax Title Liens	
CETA And Other Public Employment Programs		3 Farm		Foreclosed Property	13,575.00
MUNICIPAL FUNCTIONS TOTAL	472,562.92	4a Commercial 2 .73	658,500.00	Emergencies & Other Deferred Charges	494.51
CAPITAL IMPROVEMENTS *MEMO*	5,000.00	4b Industrial		State and Federal Aid Receivable	
DEBT SERVICE		4c Apartments 1 .39	325,900.00	Other Receivables	110.82
Principal Payments		Total 659	84,091,900.00	Total	277,759.36
Interest Payments		Land Area .30 Sq. Miles		LIABILITIES, RESERVES, AND SURPLUS	
DEFERRED CHARGES	6,912.75	Net Valuation Taxable-Municipal	84,146,383	Cash Liabilities	83,808.14
SCHOOL, COUNTY, SPECIAL DISTRICT TAXES	498,985.37	Net Valuation Taxable-County	95,825,052	Reserves for Receivables	62,297.54
RESERVE FOR UNCOLLECTED TAXES	47,124.66	State Equalized Valuation	113,508,207	Surplus Dec. 31, 1989	131,653.68
EXPENDITURES TOTAL	1,025,535.70	State Equalization Ratio	74.12	Total	277,759.36

0205
 Population 1980 6,165
 Population 1990 5,510
 S & P Rating
 Moody Rating A1

General Tax Rate Per \$100. 1.24
 State Equalized Tax Rate .90

CARLSTADT BOROUGH - BERGEN COUNTY

Form of Government:

Borough Council

Number of Members on Governing Body - 6

PER CAPITA:

Gross Debt 1,425.01
 Net Debt 1,197.35
 Debt Service 142.93
 Total Tax Levy 2,707.79
 Municipal Expenditures 1,426.32

PER CENT:

Gross Debt .59
 Net Debt .50
 Tax Levy Collected 96.89
 Tax Levy Cancelled, Abated or Adjusted .56

EXPENDITURES		REVENUES-REALIZED		1989 PROPERTY TAX	
GENERAL GOVERNMENT		REVENUES-REALIZED		STATE EQUALIZED TAX RATE	
Governing Body & Public Boards	77,665.00	1989 Property Taxes Collected	14,461,291.00	Local District Schaal Taxes	.21 3,470,455.00
Municipal Clerk	69,865.00	1989 Payments in Lieu of Taxes		Regional & Consolidated Schaal Tax	.16 2,575,953.17
Financial Administration	209,663.00	Delinquent Tax & Lien Collections	134,430.00	Schaal Taxes in Municipal Budget	
Assessment of Taxes	26,731.00	Business Personalty Replacement Taxes	349,043.00	County Taxes	.19 3,153,001.30
Collection of Taxes	61,673.00	Taxes from Public Utilities	76,434.00	County Library Taxes	
Planning, Housing & Development	5,906.00	Other Miscellaneous Tax Revenues		Local Municipal Purpose Taxes	.34 5,575,204.95
Human Resources	74,020.00	State Aid Revenues	84,037.00	Veteran & Senior Citizen Taxes	83,600.00
Elections	2,376.00	Federal Aid Revenues		Total Taxes far Rate Computation	.90 14,658,214.42
General Administration (other)	347,565.00	State and Local Fiscal Assistance Act Utilized		Special District Taxes	
JUDICIARY	72,949.00	Sale of Acquired Property		Bank Corp. Taxes	
Municipal Courts		Other Miscellaneous Revenues	677,727.00	Added and Omitted Taxes	145,304.00
PUBLIC SAFETY		Total	16,682,962.00	Total Taxes Levied - ABSTRACT	14,919,918.42
Fire Protection	256,479.00	Prior Years Surplus Appropriated	250,000.00	Total Taxes Billed	14,925,736.00
Police Protection	1,420,564.00	REVENUES TOTAL	16,932,962.00	1989 TAXES COLLECTED	14,461,291.00
Civil Defense & Disaster Control	113,927.00	Reserve Far Uncollected Taxes	1,162,897.00	1989 Taxes Cancelled, Abated or Adjusted	83,403.00
Environmental Inspection & Control	69,336.00	CAPITAL OUTLAY TOTAL	1,951,434.00	Transfer to Tax Title Liens or Foreclosed	41,215.00
Other Public Safety		Public Enterprises		Balance Outstanding Dec. 31, 1989	339,827.00
PUBLIC WORKS		Recreation-Culture		PRIOR YEARS TAXES OUTSTANDING	
Streets and Drainage	245,038.00	Public Works	374,424.00	Balance January 1, 1989	854,981.00
Sewers and Sewage Processing	542,447.00	Buildings and Grounds	1,577,010.00	Collected in 1989	132,397.00
Garbage and Trash Disposal	530,018.00	Library and Education		Cancelled, Abated or Adjusted 1989	
Public Buildings and Grounds	230,154.00	Conservation		Transfers to Tax Title Liens or Foreclosed	5,077.00
Other Public Works	105,960.00	All Other		Balance December 31, 1989	717,507.00
HEALTH and WELFARE		CAPITAL DEBT AUTHORIZED, DECEMBER 31, 1989		TAX TITLE LIENS OUTSTANDING	
Health Services Except Environmental	33,777.00	ISSUED AND UNISSUED	GROSS DEBT	Balance January 1, 1989	74,471.00
Welfare-Public Assistance	4,305.00	Schaal	713,865	Transfer From Taxes	46,292.00
Hospital, Clinics, First Aid		Self-Liquidating		Redeemed in 1989	2,034.00
Animal, Insect, & Rodent Control		Other	7,137,956	Cancelled, Abated or Adjusted (1989)	
Other Welfare Services		Total	7,851,921	Transfers to Foreclosed Property	
RECREATION and CONSERVATION		ISSUED AND OUTSTANDING		Balance December 31, 1989	118,729.00
Beaches and Boardwalks		Schaal	713,365.00	PROPERTY ACQUIRED BY DEED OR FORECLOSURE	
Parks, Playgrounds, Shade Trees		Self-Liquidating		Balance January 1, 1989	300.00
Land Reclamation & Conservation	89,170.00	Other	4,854,000.00	Transfers From Taxes or Liens	
Other Recreational Services	31,616.00	Total	5,567,865.00	Sale for Cash (1989)	
EDUCATION (excluding schools)		EQUALIZED VALUATION BASIS		Cancelled, Abated or Adjusted (1989)	
Libraries	327,739.00	FOR NET DEBT COMPUTATION	1,327,458,403	Balance December 31, 1989	300.00
Other Educational Services		REAL PROPERTY VALUATIONS		CURRENT FINANCES DECEMBER 31, 1989	
STATUTORY EXPENDITURES		Code Class # of Parcels % VAL'N ASSESSED VALUATION		ASSETS	
Pensions & F. I. C. A.	342,943.00	1 Vacant Land 217 23.44	278,704,550.00	Cash Dec. 31, 1989	779,791.00
Employee Fringe Benefits	348,732.00	2 Residential 1496 18.10	215,175,200.00	Taxes Receivable	1,057,334.00
Other Statutory Expenditures	20,000.00	3 Farm 1	14,100.00	Tax Title Liens	118,729.00
CETA And Other Public Employment Programs		4a Commercial 142 11.12	132,242,100.00	Foreclosed Property	300.00
MUNICIPAL FUNCTIONS TOTAL	5,758,768.00	4b Industrial 284 46.84	557,033,700.00	Emergencies & Other Deferred Charges	235,516.00
CAPITAL IMPROVEMENTS * MEMO *	50,000.00	4c Apartments 15 .50	5,955,600.00	State and Federal Aid Receivable	
DEBT SERVICE		Total 2155	1,189,125,250.00	Other Receivables	1,153,629.00
Principal Payments	404,416.00	Land Area 4.20 Sq. Miles		Total	3,345,299.00
Interest Payments	383,125.00	Net Valuation Taxable-Municipal	1,191,970,332	LIABILITIES, RESERVES, AND SURPLUS	
DEFERRED CHARGES	149,810.00	Net Valuation Taxable-County	1,337,679,427	Cash Liabilities	498,583.00
SCHOOL, COUNTY, SPECIAL DISTRICT TAXES	9,199,409.47	State Equalized Valuation	1,642,339,429	Reserves for Receivables	2,329,992.00
RESERVE FOR UNCOLLECTED TAXES	1,162,897.00	State Equalization Ratio	72.53	Surplus Dec. 31, 1989	516,724.00
EXPENDITURES TOTAL	17,058,425.47			Total	3,345,299.00

1713

Population 1980 8,396
 Population 1990 8,443
 S & P Rating
 Moody Rating

General Tax Rate Per \$100. 6.60
 State Equalized Tax Rate 2.41

CARNEYS POINT TWP. - SALEM COUNTY

Form of Government:
 Township Committee

Number of Members on Governing Body - 5

PER CAPITA: Gross Debt 656.48 PER CENT: Gross Debt 2.90
 Net Debt 125.22 Net Debt .55
 Debt Service 21.19 Tax Levy Collected 91.15
 Total Tax Levy 614.17 Tax Levy Cancelled, Abated
 Municipal Expenditures 442.27 or Adjusted

EXPENDITURES		REVENUES-REALIZED		1989 PROPERTY TAX	
GENERAL GOVERNMENT				STATE EQUALIZED TAX RATE	
Governing Body & Public Boards	47,470.00	1989 Property Taxes Collected	4,726,636.21	Local District School Taxes	
Municipal Clerk	15,700.00	1989 Payments in Lieu of Taxes	36,365.43	Regional & Consolidated School Tax	1.32 2,832,664.39
Financial Administration	73,623.00	Delinquent Tax & Lien Collections	508,459.74	School Taxes in Municipal Budget	
Assessment of Taxes	109,600.00	Business Personalty Replacement Taxes	276,991.52	County Taxes	.79 1,698,857.72
Collection of Taxes	34,335.00	Taxes from Public Utilities	503,834.00	County Library Taxes	
Planning, Housing & Development	21,435.00	Other Miscellaneous Tax Revenues		Local Municipal Purpose Taxes	.30 639,110.39
Human Resources	73,939.17	State Aid Revenues	179,045.50	Veteran & Senior Citizen Taxes	84,850.00
Elections		Federal Aid Revenues		Total Taxes for Rate Computation	2.41 5,245,488.50
General Administration (other)	200,992.00	State and Local Fiscal Assistance Act Utilized		Special District Taxes	
JUDICIARY		Sale of Acquired Property		Bank Corp. Taxes	
Municipal Courts	104,695.57	Other Miscellaneous Revenues	1,633,156.91	Added and Omitted Taxes	24,800.13
PUBLIC SAFETY		Total	7,904,409.21	Total Taxes Levied - ABSTRACT	5,185,444.63
Fire Protection	76,210.00	Prior Years Surplus Appropriated	75,000.00	Total Taxes Billed	5,185,444.63
Police Protection	897,278.52	REVENUES TOTAL	7,930,409.21	1989 TAXES COLLECTED	4,776,036.21
Civil Defense & Disaster Control	9,275.00	Reserve For Uncollected Taxes	725,493.65	1989 Taxes Cancelled, Abated or Adjusted	
Environmental Inspection & Control	64,500.00	CAPITAL OUTLAY TOTAL	223,754.51	Transfer to Tax Title Liens or Foreclosed	
Other Public Safety		Public Enterprises		Balance Outstanding Dec. 31, 1989	458,803.42
PUBLIC WORKS		Recreation-Culture		PRIOR YEARS TAXES OUTSTANDING	
Streets and Drainage	249,109.00	Public Works	195,350.25	Balance January 1, 1989	593,661.03
Sewers and Sewage Processing	154,000.00	Buildings and Grounds	29,404.23	Collected in 1989	471,563.56
Garbage and Trash Disposal	209,500.00	Library and Education		Cancelled, Abated or Adjusted 1989	
Public Buildings and Grounds	44,500.00	Conservation		Transfers to Tax Title Liens or Foreclosed	14,115.67
Other Public Works		All Other		Balance December 31, 1989	107,376.85
HEALTH and WELFARE		CAPITAL DEBT AUTHORIZED, DECEMBER 31, 1989		TAX TITLE LIENS OUTSTANDING	
Health Services Except Environmental	9,440.00	ISSUED AND UNISSUED		Balance January 1, 1989	74,325.27
Welfare-Public Assistance	6,500.00	School	4,435,439	Transfer From Taxes	15,072.09
Hospital, Clinics, First Aid	3,015.00	Self-Liquidating		Redeemed in 1989	36,790.14
Animal, Insect, & Rodent Control	7,600.00	Other	1,057,210	Cancelled, Abated or Adjusted (1989)	
Other Welfare Services		Total	5,542,699	Transfers to Foreclosed Property	
RECREATION and CONSERVATION		ISSUED AND OUTSTANDING		Balance December 31, 1989	53,207.22
Beaches and Boardwalks		School	507,439.30	PROPERTY ACQUIRED BY DEED OR FORECLOSURE	
Parks, Playgrounds, Shade Trees	700.00	Self-Liquidating		Balance January 1, 1989	150,900.00
Land Reclamation & Conservation	49,114.00	Other	596,565.00	Transfers From Taxes or Liens	
Other Recreational Services	6,300.00	Total	1,104,004.30	Sale for Cash (1989)	
EDUCATION (excluding schools)		EQUALIZED VALUATION BASIS		Cancelled, Abated or Adjusted (1989)	
Libraries	3,000.00	FOR NET DEBT COMPUTATION	191,194,773	Balance December 31, 1989	150,900.00
Other Educational Services		REAL PROPERTY VALUATIONS		CURRENT FINANCES DECEMBER 31, 1989	
STATUTORY EXPENDITURES		Code Class # of Parcels % VAL'N ASSESSED VALUATION		ASSETS	
Pensions & F. L. C. A.	17,220.00	1 Vacant Land 586 4.81 3,727,107.00		Cash Dec. 31, 1989	890,190.30
Employee Fringe Benefits	104,900.00	2 Residential 2317 64.85 50,316,620.00		Taxes Receivable	560,585.27
Other Statutory Expenditures	4,500.00	3 Farm 239 4.01 3,113,050.00		Tax Title Liens	53,207.22
CETA And Other Public Employment Programs		4a Commercial 140 13.87 10,753,550.00		Foreclosed Property	150,900.00
MUNICIPAL FUNCTIONS TOTAL	2,313,651.35	4b Industrial 9 6.48 5,028,700.00		Emergencies & Other Deferred Charges	119,470.11
CAPITAL IMPROVEMENTS * MEMO *	103,000.00	4c Apartments 10 5.95 4,611,600.00		State and Federal Aid Receivable	
DEBT SERVICE		Total 3301 77,550,620.00		Other Receivables	110,251.08
Principal Payments	137,000.00	Land Area 17.90 Sq. Miles		Total	1,902,704.48
Interest Payments	39,900.00	Net Valuation Taxable-Municipal	73,240,591	LIABILITIES, RESERVES, AND SURPLUS	
DEFERRED CHARGES		Net Valuation Taxable-County	201,337,031	Cash Liabilities	555,075.35
SCHOOL, COUNTY, SPECIAL DISTRICT TAXES	4,521,522.11	State Equalized Valuation	213,507,260	Reserves for Receivables	397,043.57
RESERVE FOR UNCOLLECTED TAXES	725,493.65	State Equalization Ratio	36.44	Surplus Dec. 31, 1989	450,594.56
EXPENDITURES TOTAL	9,255,537.43			Total	1,902,704.48

Population 1980 20,598
 Population 1990 19,025
 S & P Rating
 Moody Rating A

General Tax Rate Per \$100. 2.07
 State Equalized Tax Rate 2.00

CARTERET BOROUGH - MIDDLESEX CO.
 Form of Government:
Borough Council
 Number of Members on Governing Body - 6

PER CAPITA:
 Gross Debt 2,171.75
 Net Debt 1,671.51
 Debt Service 58.47
 Total Tax Levy 1,170.17
 Municipal Expenditures 693.84

PER CENT:
 Gross Debt 4.28
 Net Debt 3.30
 Tax Levy Collected 95.25
 Tax Levy Cancelled, Abated or Adjusted .41

EXPENDITURES		REVENUES-REALIZED		1989 PROPERTY TAX	
GENERAL GOVERNMENT		REVENUES-REALIZED		STATE EQUALIZED TAX RATE	
Governing Body & Public Boards		1989 Property Taxes Collected	21,225,951.12	Local District School Taxes	10,720,645.00
Municipal Clerk		1989 Payments in Lieu of Taxes	119,754.37	Regional & Consalidated School Tax	
Financial Administration	36,433.00	Delinquent Tax & Lien Collections	800,798.87	School Taxes in Municipal Budget	
Assessment of Taxes	67,000.00	Business Personolty Replacement Taxes	893,875.92	County Taxes	4,563,599.59
Collection of Taxes	191,000.00	Taxes from Public Utilities	1,249,383.00	County Library Taxes	
Planning, Housing & Development	18,900.00	Other Miscellaneous Tax Revenues		Local Municipal Purpose Taxes	6,875,915.00
Human Resources	209,769.10	State Aid Revenues	448,266.82	Veteron & Senior Citizen Taxes	333,150.00
Elections	14,000.00	Federal Aid Revenues		Total Taxes for Rote Computation	22,493,309.59
General Administration (other)	1,040,400.00	State and Local Fiscal Assistance Act Utilized		Special District Taxes	
JUDICIARY		Sole of Acquired Property	9,423.73	Bank Corp. Taxes	
Municipal Courts	147,053.92	Other Miscellaneous Revenues	3,491,653.91	Added ond Omitted Taxes	102,398.87
PUBLIC SAFETY		Total	28,239,107.79	Total Taxes Levied - ABSTRACT	22,262,558.46
Fire Protection	1,038,989.46	Prior Years Surplus Appropriated	900,000.00	Total Taxes Levied	22,285,365.19
Police Protection	2,451,232.94	REVENUES TOTAL	29,139,107.79	1989 TAXES COLLECTED	21,225,951.12
Civil Defense & Disoster Control	4,000.00	Reserve For Uncollected Taxes	1,220,000.00	1989 Taxes Cancelled, Abated or Adjusted	90,959.95
Environmental Inspection & Control	129,300.00	CAPITAL OUTLAY TOTAL	7,179,411.79	Transfer to Tax Title Liens or Foreclosed	118,238.38
Other Public Safety		Public Enterprises		Bolonce Outstanding Dec. 31, 1989	850,215.74
PUBLIC WORKS		Recreation-Culture		PRIOR YEARS TAXES OUTSTANDING	
Streets and Drainage	554,700.00	Public Works	7,179,411.79	Bolonce January 1, 1989	881,039.94
Sewers and Sewoge Processing	670,000.00	Buildings ond Grounds		Collected in 1989	783,887.00
Garbage ond Trash Dispasol	1,100,000.00	Library and Education		Cancelled, Aboted or Adjusted 1989	3,006.68
Public Buildings ond Grounds	313,500.00	Conservation		Transfers to Tax Title Liens or Foreclosed	90,837.82
Other Public Works		All Other		Bolonce December 31, 1989	3,308.44
HEALTH and WELFARE		CAPITAL DEBT AUTHORIZED, DECEMBER 31, 1989		TAX TITLE LIENS OUTSTANDING	
Health Services Except Environmental	175,900.00	ISSUED AND UNISSUED		Balance January 1, 1989	109,620.42
Welfare-Public Assistance	79,900.00	School	117,000	Transfer From Taxes	236,009.87
Hospital, Clinics, First Aid		Self-Liquidoting		Redeemed in 1989	16,911.87
Animal, Insect, & Rodent Control	3,000.00	Other	41,200,459	Cancelled, Abated or Adjusted (1989)	
Other Welfare Services		Total	41,317,459	Transfers to Foreclosed Property	
RECREATION and CONSERVATION		ISSUED AND OUTSTANDING		Bolonce December 31, 1989	328,718.42
Beaches and Boardwalks		School	117,000.00	PROPERTY ACQUIRED BY DEED OR FORECLOSURE	
Parks, Playgrounds, Shade Trees	326,000.00	Self-Liquidating		Bolonce January 1, 1989	1,115,223.78
Land Reclamation & Conservation		Other	30,070,000.00	Transfers From Taxes or Liens	
Other Recreational Services	131,600.00	Total	30,187,000.00	Sole for Cosh (1989)	9,423.78
EDUCATION (excluding schools)		EQUALIZED VALUATION BASIS		Cancelled, Aboted or Adjusted (1989)	
Libraries	250,609.00	FOR NET DEBT COMPUTATION	964,500,503	Bolonce December 31, 1989	1,105,800.00
Other Educational Services		REAL PROPERTY VALUATIONS		CURRENT FINANCES DECEMBER 31, 1989	
STATUTORY EXPENDITURES		Code Class # of Parcels % VAL'N		ASSETS	
Pensions & F.L.C.A.	900,629.00	1 Vacant Lond 336 2.31	30,031,200.00	Cash Dec. 31, 1989	3,749,296.32
Employee Fringe Benefits	330,000.00	2 Residential 4917 59.78	638,631,900.00	Taxes Receivable	853,524.18
Other Statutory Expenditures	30,000.00	3 Farm		Tax Title Liens	328,718.42
CETA And Other Public Employment Programs		4a Commercial 231 11.23	120,000,800.00	Foreclosed Property	1,105,800.00
MUNICIPAL FUNCTIONS TOTAL	10,813,921.42	4b Industrial 114 25.54	272,867,500.00	Emergencies & Other Deferred Charges	150,000.00
CAPITAL IMPROVEMENTS *MEMO*	500,000.00	4c Apartments 3 .64	6,863,300.00	State and Federal Aid Receivable	344,868.17
DEBT SERVICE		Total 5606	1,068,445,300.00	Other Receivables	56,068.87
Principal Payments	350,000.00	Land Area 4.30 Sq. Miles		Total	6,588,275.96
Interest Payments	702,315.00	Net Valuation Taxable-Municipal	1,071,640,885	LIABILITIES, RESERVES, AND SURPLUS	
DEFERRED CHARGES	54,000.00	Net Valuation Taxable-County	1,224,576,589	Cash Liabilities	2,343,357.49
SCHOOL, COUNTY, SPECIAL DISTRICT TAXES	15,234,244.59	State Equalized Valuation	1,106,347,377	Reserves for Receivables	2,344,111.47
RESERVE FOR UNCOLLECTED TAXES	1,220,000.00	State Equalization Ratio	96.81	Surplus Dec. 31, 1989	1,900,807.00
EXPENDITURES TOTAL	28,484,431.01			Total	6,588,275.96

0734
 Population 1980 12,600
 Population 1990 12,055
 S & P Rating
 Moody Rating A

General Tax Rate Per \$100. 5.67
 State Equalized Tax Rate 1.56

CEDAR GROVE TOWNSHIP - ESSEX CO.
 Form of Government:
 Council-Manager Plan B (OMCL 50)
 Number of Members on Governing Body - 5

PER CAPITA:
 Gross Debt 1,005.51
 Net Debt 283.47
 Debt Service 21.75
 Total Tax Levy 1,423.99
 Municipal Expenditures 456.94

PER CENT:
 Gross Debt 1.34
 Net Debt .38
 Tax Levy Collected 97.98
 Tax Levy Cancelled, Abated or Adjusted .34

EXPENDITURES	REVENUES-REALIZED	CAPITAL OUTLAY		CAPITAL DEBT AUTHORIZED, DECEMBER 31, 1989		1989 PROPERTY TAX	
GENERAL GOVERNMENT							
Governing Body & Public Boards	1,535.00	Public Enterprises		ISSUED AND UNISSUED	GROSS DEBT	NET DEBT	STATE EQUALIZED TAX RATE .74
Municipal Clerk		Recreation—Culture		School			Local District School Taxes
Financial Administration	92,673.00	Public Works		Self-Liquidating	10,820,050	2,117,279	Regional & Consolidated School Tax
Assessment of Taxes	42,951.00	Buildings and Grounds		Other	1,299,336	1,299,336	School Taxes in Municipal Budget
Collection of Taxes	37,703.00	Library and Education		Total	12,119,386	3,416,615	County Taxes .59
Planning, Housing & Development	54,350.00	Conservation					County Library Taxes
Human Resources	85,917.09	All Other		ISSUED AND OUTSTANDING			Local Municipal Purpose Taxes .24
Elections	16,405.00			School			Veteran & Senior Citizen Taxes
General Administration (other)	577,649.00			Self-Liquidating	9,129,727.00		Total Taxes for Rate Computation 1.56
JUDICIARY				Other	775,000.00		Special District Taxes
Municipal Courts	75,737.00			Total	9,904,727.00		Bank Corp. Taxes
PUBLIC SAFETY							Added and Omitted Taxes
Fire Protection	170,259.32						Total Taxes Levied - ABSTRACT
Police Protection	1,407,981.10						Total Taxes Billed
Civil Defense & Disaster Control	1,425.00						1989 TAXES COLLECTED
Environmental Inspection & Control	74,921.00						1989 Taxes Cancelled, Abated or Adjusted
Other Public Safety							Transfer to Tax Title Liens or Foreclosed
PUBLIC WORKS							Balance Outstanding Dec. 31, 1989
Streets and Drainage	585,579.00						PRIOR YEARS TAXES OUTSTANDING
Sewers and Sewage Processing							Balance January 1, 1989
Garbage and Trash Disposal	100.00						Collected in 1989
Public Buildings and Grounds	165,030.00						Cancelled, Abated or Adjusted 1989
Other Public Works	5,000.00						Transfers to Tax Title Liens or Foreclosed
HEALTH and WELFARE							Balance December 31, 1989
Health Services Except Environmental	52,443.00						TAX TITLE LIENS OUTSTANDING
Welfare—Public Assistance	5,552.00						Balance January 1, 1989
Hospital, Clinics, First Aid							Transfer From Taxes
Animal, Insect, & Rodent Control	3,330.00						Redeemed in 1989
Other Welfare Services							Cancelled, Abated or Adjusted (1989)
RECREATION and CONSERVATION							Transfers to Foreclosed Property
Beaches and Boardwalks							Balance December 31, 1989
Parks, Playgrounds, Shade Trees	115,976.00						PROPERTY ACQUIRED BY DEED OR FORECLOSURE
Land Reclamation & Conservation	75.00						Balance January 1, 1989
Other Recreational Services	153,776.00						Transfers From Taxes or Liens
EDUCATION (excluding schools)							Sole for Cash (1989)
Libraries	303,750.75						Cancelled, Abated or Adjusted (1989)
Other Educational Services	2,250.00						Balance December 31, 1989
STATUTORY EXPENDITURES							CURRENT FINANCES DECEMBER 31, 1989
Pensions & F. I. C. A.	325,158.00						ASSETS
Employee Fringe Benefits	207,333.00						Cash Dec. 31, 1989
Other Statutory Expenditures							Taxes Receivable
CETA And Other Public Employment Programs							Tax Title Liens
MUNICIPAL FUNCTIONS TOTAL	4,609,669.26						Foreclosed Property
CAPITAL IMPROVEMENTS *MEMO*	10,000.00						Emergencies & Other Deferred Charges
DEBT SERVICE							State and Federal Aid Receivable
Principal Payments	227,229.01						Other Receivables
Interest Payments	35,258.59						Total
DEFERRED CHARGES	26,900.00						LIABILITIES, RESERVES, AND SURPLUS
SCHOOL, COUNTY, SPECIAL DISTRICT TAXES	14,661,146.81						Cash Liabilities
RESERVE FOR UNCOLLECTED TAXES	608,356.38						Reserves for Receivables
EXPENDITURES TOTAL	20,163,590.05						Surplus Dec. 31, 1989
							Total

Population 1980 6,537
 Population 1990 3,007
 S & P Rating AA
 Moody Rating AA

General Tax Rate Per \$100. 3.51
 State Equalized Tax Rate 1.37

CHATHAM BOROUGH - MORRIS COUNTY

Form of Government:

Borough Council

Number of Members on Governing Body - 6

PER CAPITA:

Gross Debt 1,666.02
 Net Debt 1,313.81
 Debt Service 59.69
 Total Tax Levy 1,444.13
 Municipal Expenditures 644.03

PER CENT:

Gross Debt 1.75
 Net Debt 1.38
 Tax Levy Collected 98.89
 Tax Levy Cancelled, Abated or Adjusted .07

EXPENDITURES		REVENUES-REALIZED		1989 PROPERTY TAX		
GENERAL GOVERNMENT		REVENUES-REALIZED		STATE EQUALIZED TAX RATE		
Governing Body & Public Boards		1989 Property Taxes Collected	11,464,790.53	Local District Schaal Taxes		
Municipal Clerk		1989 Payments in Lieu of Taxes		Regional & Consalidated Schaal Tax	.75 6,347,756.93	
Financial Administration	20,350.00	Delinquent Tax & Lien Collections	97,408.63	School Taxes in Municipal Budget		
Assessment of Taxes	24,750.00	Business Persanalty Replacement Taxes	120,077.40	Caunty Taxes	.24 1,999,080.79	
Collection of Taxes	33,665.00	Taxes from Public Utilities	432,070.00	Caunty Library Taxes		
Planning, Hausing & Development	43,894.00	Other Miscellaneous Tax Revenues		Local Municipal Purpose Taxes	.38 3,193,378.40	
Human Resurces	47,936.83	State Aid Revenues	106,560.99	Veteran & Senior Citizen Taxes	52,450.00	
Elections		Federal Aid Revenues		Total Taxes for Rate Computation	1.37 11,592,666.12	
General Administration (other)	445,239.00	State and Local Fiscal Assistance Act Utilized		Special District Taxes		
JUDICIARY		Sale of Acquired Property		Bank Corp. Taxes		
Municipal Courts	57,179.72	Other Miscellaneous Revenues	980,676.43	Added and Omitted Taxes	22,912.71	
PUBLIC SAFETY		Total	13,260,533.88	Total Taxes Levied - ABSTRACT	11,563,128.83	
Fire Protection	33,215.75	Prior Years Surplus Appropriated	1,220,000.00	Total Taxes Billed	11,593,840.21	
Police Protection	1,013,834.85	REVENUES TOTAL	14,480,533.88	1989 TAXES COLLECTED	11,464,790.53	
Civil Defense & Disaster Control	7,600.00	Reserve For Uncollected Taxes	921,563.71	1989 Taxes Cancelled, Abated or Adjusted	8,145.66	
Environmental Inspection & Control	62,930.00	CAPITAL OUTLAY TOTAL		Transfer to Tax Title Liens or Fareclosed		
Other Public Safety		Public Enterprises	43,223.18	Balance Outstanding Dec. 31, 1989	120,904.02	
PUBLIC WORKS		Recreation-Culture	9,716.57	PRIOR YEARS TAXES OUTSTANDING		
Streets and Drainage	530,295.75	Public Works	292,230.78	Balance January 1, 1989	109,689.57	
Sewers and Sewage Processing	404,275.00	Buildings and Grounds	4,904,791.13	Collected in 1989	97,408.63	
Garbage and Trash Disposal		Library and Education		Cancelled, Abated or Adjusted 1989		
Public Buildings and Grounds	109,178.01	Conservation		Transfers to Tax Title Liens or Fareclosed		
Other Public Works		All Other		Balance December 31, 1989	12,280.94	
HEALTH and WELFARE		CAPITAL DEBT AUTHORIZED, DECEMBER 31, 1989				
Health Services Except Environmental	26,020.00	ISSUED AND UNISSUED	GROSS DEBT	NET DEBT		
Welfare-Public Assistance	15,700.00	Schaal	1,745,182			
Hospital, Clinics, First Aid		Self-Liquidating				
Animal, Insect, & Rodent Control	4,100.00	Other	11,594,631	10,559,690		
Other Welfare Services		Total	13,339,813	10,559,690		
RECREATION and CONSERVATION		ISSUED AND OUTSTANDING				
Beaches and Boardwalks		Schaal		1,046,410.90		
Parks, Playgrounds, Shade Trees	44,100.00	Self-Liquidating				
Land Reclamation & Conservation	950.00	Other		10,916,569.00		
Other Recreational Services	67,600.00	Total		11,962,979.90		
EDUCATION (excluding schools)		EQUALIZED VALUATION BASIS				
Libraries	264,739.00	FOR NET DEBT COMPUTATION				
Other Educational Services		REAL PROPERTY VALUATIONS				
STATUTORY EXPENDITURES		Code	Class	# of Parcels	% VAL'N	ASSESSED VALUATION
Pensions & F. L. C. A.	309,258.00	1	Vacant Land	71	1.03	3,379,500.00
Employee Fringe Benefits	122,320.00	2	Residential	2568	78.86	259,528,400.00
Other Statutory Expenditures	500.00	3	Farm	1		100.00
CETA And Other Public Employment Programs		4a	Commercial	155	15.71	51,695,500.00
MUNICIPAL FUNCTIONS TOTAL		4b	Industrial	28	1.45	4,786,100.00
CAPITAL IMPROVEMENTS *MEMO*		4c	Apartments	12	2.95	9,719,056.00
DEBT SERVICE		Total		2835		329,108,656.00
Principal Payments	127,000.00	Land Area	2.35	Sq. Miles		
Interest Payments	350,899.70	Net Valuation Taxable-Municipal				329,656,054
DEFERRED CHARGES		Net Valuation Taxable-County				905,062,837
SCHOOL, COUNTY, SPECIAL DISTRICT TAXES	2,500.00	State Equalized Valuation				841,479,068
RESERVE FOR UNCOLLECTED TAXES	9,346,837.72	State Equalization Ratio				39.14
EXPENDITURES TOTAL	13,503,622.09			CURRENT FINANCES DECEMBER 31, 1989		
				ASSETS		
				Cash Dec. 31, 1989	2,601,168.41	
				Taxes Receivable	133,184.96	
				Tax Title Liens		
				Fareclosed Property	32,850.00	
				Emergencies & Other Deferred Charges	77,874.08	
				State and Federal Aid Receivable		
				Other Receivables	2,844.17	
				Total	2,847,921.62	
				LIABILITIES, RESERVES, AND SURPLUS		
				Cash Liabilities	702,309.58	
				Reserves for Receivables	168,879.13	
				Surplus Dec. 31, 1989	1,976,732.91	
				Total	2,847,921.62	

1405
 Population 1980 8,883
 Population 1990 9,361
 S & P Rating
 Moody Rating AA1

General Tax Rate Per \$100. 3.43
 State Equalized Tax Rate 1.33

CHATHAM TOWNSHIP - MORRIS COUNTY

Form of Government:

Township Committee

Number of Members on Governing Body - 5

PER CAPITA: PER CENT:
 Gross Debt 676.72 Gross Debt .64
 Net Debt 279.54 Net Debt .27
 Debt Service 45.74 Tax Levy Collected 97.51
 Total Tax Levy 1,547.98 Tax Levy Cancelled, Abated
 Municipal Expenditures 641.57 or Adjusted 1.22

EXPENDITURES		REVENUES-REALIZED		1989 PROPERTY TAX	
GENERAL GOVERNMENT				STATE EQUALIZED TAX RATE	
Governing Body & Public Boards		1989 Property Taxes Collected 14,145,583.00		Local District School Taxes	
Municipal Clerk		1989 Payments in Lieu of Taxes		Regional & Consolidated School Tax .75 8,172,756.55	
Financial Administration 6,969.65		Delinquent Tax & Lien Collections 303,713.32		School Taxes in Municipal Budget	
Assessment of Taxes 29,437.00		Business Personality Replacement Taxes 32,063.88		County Taxes .23 2,502,969.88	
Collection of Taxes 45,700.00		Taxes from Public Utilities 751,776.00		County Library Taxes	
Planning, Housing & Development 107,973.10		Other Miscellaneous Tax Revenues		Local Municipal Purpose Taxes .34 3,749,646.08	
Human Resources 75,622.04		State Aid Revenues 83,565.95		Veteran & Senior Citizen Taxes 40,350.00	
Elections 4,500.00		Federal Aid Revenues		Total Taxes for Rate Computation 1.32 14,465,722.51	
General Administration (other) 805,908.19		State and Local Fiscal Assistance Act Utilized 591.69		Special District Taxes	
JUDICIARY		Sole of Acquired Property		Bank Corp. Taxes	
Municipal Courts 58,170.00		Other Miscellaneous Revenues 653,157.47		Added and Omitted Taxes 65,260.91	
PUBLIC SAFETY		Total 15,970,451.31		Total Taxes Levied - ABSTRACT 14,490,633.42	
Fire Protection 127,937.17		Prior Years Surplus Appropriated 1,100,000.00		Total Taxes Billed 14,500,254.38	
Police Protection 1,327,071.37		REVENUES TOTAL 17,070,451.31		1989 TAXES COLLECTED 14,145,583.00	
Civil Defense & Disaster Control 14,335.00		Reserve For Uncollected Taxes 827,922.50		1989 Taxes Cancelled, Abated or Adjusted 177,221.06	
Environmental Inspection & Control 143,335.00		CAPITAL OUTLAY TOTAL 865,419.90		Transfer to Tax Title Liens or Foreclosed 3,547.56	
Other Public Safety		Public Enterprises 610,174.79		Balance Outstanding Dec. 31, 1989 174,903.26	
PUBLIC WORKS		Recreation-Culture 4,200.00		PRIOR YEARS TAXES OUTSTANDING	
Streets and Drainage 895,026.15		Public Works 159,214.95		Balance January 1, 1989 324,314.06	
Sewers and Sewage Processing		Buildings and Grounds 78,742.49		Collected in 1989 303,713.32	
Garbage and Trash Disposal 5,000.00		Library and Education 13,037.79		Cancelled, Abated or Adjusted 1989 384.18	
Public Buildings and Grounds 39,475.00		Conservation		Transfers to Tax Title Liens or Foreclosed 19,717.16	
Other Public Works		All Other		Balance December 31, 1989 19,717.16	
HEALTH and WELFARE		CAPITAL DEBT AUTHORIZED, DECEMBER 31, 1989		TAX TITLE LIENS OUTSTANDING	
Health Services Except Environmental 23,926.00		ISSUED AND UNISSUED		Balance January 1, 1989 46,093.13	
Welfare-Public Assistance 5,600.00		GROSS DEBT		Transfer From Taxes 8,547.56	
Hospital, Clinics, First Aid		NET DEBT		Redeemed in 1989	
Animal, Insect, & Rodent Control		School 2,250,317		Cancelled, Abated or Adjusted (1989)	
Other Welfare Services		Self-Liquidating 1,467,200		Transfers to Foreclosed Property	
RECREATION and CONSERVATION		Other 2,616,800		Balance December 31, 1989 54,640.09	
Beaches and Boardwalks		Total 6,334,317		PROPERTY ACQUIRED BY DEED OR FORECLOSURE	
Parks, Playgrounds, Shade Trees 32,335.00		ISSUED AND OUTSTANDING		Balance January 1, 1989 6,450.00	
Land Reclamation & Conservation 4,735.54		School 1,349,589.10		Transfers From Taxes or Liens	
Other Recreational Services 4,000.00		Self-Liquidating 1,263,200.00		Sale for Cash (1989)	
EDUCATION (excluding schools)		Other 2,463,200.00		Cancelled, Abated or Adjusted (1989)	
Libraries 313,371.00		Total 5,095,589.10		Balance December 31, 1989 6,450.00	
Other Educational Services		EQUALIZED VALUATION BASIS FOR NET DEBT COMPUTATION 995,530,357		CURRENT FINANCES DECEMBER 31, 1989	
STATUTORY EXPENDITURES		REAL PROPERTY VALUATIONS		ASSETS	
Pensions & F. L. C. A. 360,002.92		Code Class # of Parcels % VAL'N ASSESSED VALUATION		Cash Dec. 31, 1989 2,266,378.71	
Employee Fringe Benefits 229,757.00		1 Vacant Land 255 1.50 6,311,000.00		Taxes Receivable 194,620.42	
Other Statutory Expenditures 1,000.00		2 Residential 3244 90.02 378,409,023.00		Tax Title Liens 54,640.09	
CETA And Other Public Employment Programs		3 Farm 21 .36 1,508,200.00		Foreclosed Property 6,450.00	
MUNICIPAL FUNCTIONS TOTAL 4,719,599.13		4a Commercial 27 4.30 1,071,200.00		Emergencies & Other Deferred Charges	
CAPITAL IMPROVEMENTS *MEMO*		4b Industrial 1 .05 213,200.00		State and Federal Aid Receivable	
DEBT SERVICE		4c Apartments 3 3.70 15,825,000.00		Other Receivables 4,126.39	
Principal Payments 261,200.00		Total 3551 9.10 Sq. Miles 420,342,223.00		Total 2,526,216.20	
Interest Payments 166,345.50		Land Area 9.10 Sq. Miles		LIABILITIES, RESERVES, AND SURPLUS	
DEFERRED CHARGES 37,030.00		Net Valuation Taxable-Municipal 421,020,232		Cash Liabilities 1,015,412.91	
SCHOOL, COUNTY, SPECIAL DISTRICT TAXES 10,675,725.43		Net Valuation Taxable-County 1,133,366,522		Reserves for Receivables 257,337.49	
RESERVE FOR UNCOLLECTED TAXES 827,922.50		State Equalized Valuation 1,087,395,235		Surplus Dec. 31, 1989 1,250,965.80	
EXPENDITURES TOTAL 16,661,452.56		State Equalization Ratio 32.53		Total 2,526,216.20	

0409
 Population 1980 68,785
 Population 1990 69,348
 S & P Rating
 Moody Rating AA1

General Tax Rate Per \$100. 6.99
 State Equalized Tax Rate 2.31

CHERRY HILL TOWNSHIP - CAMDEN CO.
 Form of Government:
 Mayor-Council Plan B (OMCL 50)
 Number of Members on Governing Body - 7

PER CAPITA:
 Gross Debt 701.15
 Net Debt 692.75
 Debt Service 77.27
 Total Tax Levy 1,535.86
 Municipal Expenditures 415.88

PER CENT:
 Gross Debt 1.30
 Net Debt 1.29
 Tax Levy Collected 97.77
 Tax Levy Cancelled, Abated or Adjusted .08

EXPENDITURES		REVENUES-REALIZED		1989 PROPERTY TAX	
GENERAL GOVERNMENT		REVENUES		STATE EQUALIZED TAX RATE	
Governing Body & Public Boards	124,830.00	1989 Property Taxes Collected	104,216,729.70	Local District School Taxes	1.13 48,982,623.63
Municipal Clerk	110,330.00	1989 Payments in Lieu of Taxes		Regional & Consolidated School Tax	
Financial Administration	190,552.00	Delinquent Tax & Lien Collections	1,959,618.61	School Taxes in Municipal Budget	
Assessment of Taxes	204,005.00	Business Personality Replacement Taxes	1,206,985.32	County Taxes	-88 38,170,080.06
Collection of Taxes	183,549.00	Taxes from Public Utilities	4,960,411.00	County Library Taxes	
Planning, Housing & Development		Other Miscellaneous Tax Revenues	345,857.26	Local Municipal Purpose Taxes	-30 12,855,419.97
Human Resources	502,554.00	State Aid Revenues	756,895.71	Veteran & Senior Citizen Taxes	491,750.00
Elections		Federal Aid Revenues		Total Taxes for Rate Computation	2.31 100,499,873.66
General Administration (other)	1,658,242.00	State and Local Fiscal Assistance Act Utilized		Special District Taxes	4,410,959.00
JUDICIARY		Sale of Acquired Property		Bank Corp. Taxes	
Municipal Courts	240,479.00	Other Miscellaneous Revenues	4,697,882.56	Added and Omitted Taxes	2,089,704.19
PUBLIC SAFETY		Total	118,144,380.16	Total Taxes Levied - ABSTRACT	106,508,786.85
Fire Protection		Prior Years Surplus Appropriated	4,000,000.00	Total Taxes Billed	106,597,658.97
Police Protection	6,107,631.00	REVENUES TOTAL	122,144,380.16	1989 TAXES COLLECTED	104,216,729.70
Civil Defense & Disaster Control	15,400.00	Reserve For Uncollected Taxes	2,864,726.00	1989 Taxes Cancelled, Abated or Adjusted	89,533.01
Environmental Inspection & Control	406,835.00	CAPITAL OUTLAY TOTAL	6,302,220.26	Transfer to Tax Title Liens or Foreclosed	42,684.06
Other Public Safety		Public Enterprises	817,658.40	Balance Outstanding Dec. 31, 1989	2,248,912.20
PUBLIC WORKS		Recreation-Culture	34,971.97	PRIOR YEARS TAXES OUTSTANDING	
Streets and Drainage	1,600,452.00	Public Works	5,023,723.01	Balance January 1, 1989	1,948,924.10
Sewers and Sewage Processing		Buildings and Grounds	321,137.25	Collected in 1989	1,842,988.02
Garbage and Trash Disposal	4,079,835.12	Library and Education	104,729.73	Cancelled, Abated or Adjusted 1989	20,839.79
Public Buildings and Grounds	716,115.00	Conservation		Transfers to Tax Title Liens or Foreclosed	29,067.82
Other Public Works	534,630.00	All Other		Balance December 31, 1989	56,028.47
HEALTH and WELFARE		CAPITAL DEBT AUTHORIZED, DECEMBER 31, 1989		TAX TITLE LIENS OUTSTANDING	
Health Services Except Environmental		ISSUED AND UNISSUED		Balance January 1, 1989	174,035.40
Welfare-Public Assistance	33,633.00	Schaal	429,000	Transfer From Taxes	72,551.88
Hospital, Clinics, First Aid		Self-Liquidating	7,603,227	Redeemed in 1989	116,630.59
Animal, Insect, & Radent Control		Other	40,591,228	Cancelled, Abated or Adjusted (1989)	
Other Welfare Services		Total	48,623,455	Transfers to Foreclosed Property	
RECREATION and CONSERVATION		ISSUED AND OUTSTANDING		Balance December 31, 1989	129,956.69
Beaches and Boardwalks		Schaal	429,000.00	PROPERTY ACQUIRED BY DEED OR FORECLOSURE	
Parks, Playgrounds, Shade Trees	25,000.00	Self-Liquidating	5,738,000.00	Balance January 1, 1989	453,667.00
Land Reclamation & Conservation	23,764.00	Other	35,397,000.00	Transfers From Taxes or Liens	
Other Recreational Services	182,567.00	Total	41,564,000.00	Sale for Cash (1989)	
EDUCATION (excluding schools)		EQUALIZED VALUATION BASIS FOR NET DEBT COMPUTATION	3,727,123,609	Cancelled, Abated or Adjusted (1989)	
Libraries	1,044,631.00	REAL PROPERTY VALUATIONS		Balance December 31, 1989	453,667.00
Other Educational Services		Code Class # of Parcels % VAL'N		CURRENT FINANCES DECEMBER 31, 1989	
STATUTORY EXPENDITURES		1 Vacant Land 1626 1.52		ASSETS	
Pensions & F. L. C. A.	1,401,109.00	2 Residential 22120 55.03		Cash Dec. 31, 1989	9,340,347.57
Employee Fringe Benefits	1,192,715.00	3 Farm 29 .09		Taxes Receivable	2,304,940.67
Other Statutory Expenditures		4a Commercial 762 26.73		Tax Title Liens	129,956.69
CETA And Other Public Employment Programs		4b Industrial 173 4.58		Foreclosed Property	453,667.00
MUNICIPAL FUNCTIONS TOTAL	20,534,213.12	4c Apartments 14 1.95		Emergencies & Other Deferred Charges	
CAPITAL IMPROVEMENTS *ME MO*	325,000.00	Total 24724		State and Federal Aid Receivable	54,699.96
DEBT SERVICE		Land Area 24.18 Sq. Miles		Other Receivables	110,048.54
Principal Payments	2,675,000.00	Net Valuation Taxable-Municipal	1,430,295,397	Total	12,393,660.43
Interest Payments	2,683,703.03	Net Valuation Taxable-County	3,876,425,870	LIABILITIES, RESERVES, AND SURPLUS	
DEFERRED CHARGES		State Equalized Valuation	4,310,093,626	Cash Liabilities	3,268,442.59
SCHOOL, COUNTY, SPECIAL DISTRICT TAXES	91,563,652.69	State Equalization Ratio	33.05	Reserves for Receivables	2,998,612.90
RESERVE FOR UNCOLLECTED TAXES	2,864,726.00			Surplus Dec. 31, 1989	6,126,004.94
EXPENDITURES TOTAL	120,403,839.61			Total	12,393,660.43

0410

Population 1980 1,590
 Population 1990 1,525
 S & P Rating
 Moody Rating

General Tax Rate Per \$100 6.03
 State Equalized Tax Rate 2.97

CHESILHURST BOROUGH - CAMDEN CO.

Form of Government:

Borough Council

Number of Members on Governing Body - 6

PER CAPITA:
 Gross Debt 1,132.53
 Net Debt 403.02
 Debt Service 12.06
 Total Tax Levy 611.76
 Municipal Expenditures 553.76

PER CENT:
 Gross Debt 6.36
 Net Debt 2.29
 Tax Levy Collected 90.62
 Tax Levy Cancelled, Abated or Adjusted .02

EXPENDITURES		REVENUES-REALIZED		1989 PROPERTY TAX	
GENERAL GOVERNMENT				STATE EQUALIZED TAX RATE	
Governing Body & Public Boards		1989 Property Taxes Collected	753,006.65	Local District School Taxes .33	265,905.00
Municipal Clerk		1989 Payments in Lieu of Taxes		Regional & Consolidated School Tax .61	197,360.60
Financial Administration	15,942.00	Delinquent Tax & Lien Collections	131,963.78	School Taxes in Municipal Budget	
Assessment of Taxes	3,148.00	Business Personality Replacement Taxes	5,739.52	County Taxes .79	253,476.47
Collection of Taxes	3,228.00	Taxes from Public Utilities	91,566.00	County Library Taxes .02	6,776.46
Planning, Housing & Development	4,332.00	Other Miscellaneous Tax Revenues		Local Municipal Purpose Taxes .62	199,980.26
Human Resources	3,000.00	State Aid Revenues	352,316.12	Veteran & Senior Citizen Taxes	15,300.00
Elections	2,000.00	Federal Aid Revenues		Total Taxes for Rate Computation 2.87	939,798.79
General Administration (other)	201,755.00	State and Local Fiscal Assistance Act Utilized		Special District Taxes	
JUDICIARY		Sale of Acquired Property		Bank Corp. Taxes	
Municipal Courts	13,000.00	Other Miscellaneous Revenues	204,021.60	Added and Omitted Taxes	9,550.86
PUBLIC SAFETY		Total	1,538,613.76	Total Taxes Levied - ABSTRACT	933,549.65
Fire Protection	12,207.75	Prior Years Surplus Appropriated		Total Taxes Billed	934,026.06
Police Protection	115,805.00	REVENUES TOTAL	1,533,613.76	1989 TAXES COLLECTED	753,006.66
Civil Defense & Disaster Control	551.50	Reserve For Uncollected Taxes	178,410.15	1989 Taxes Cancelled, Abated or Adjusted	211.05
Environmental Inspection & Control		CAPITAL OUTLAY		Transfer to Tax Title Liens or Foreclosed	29,291.98
Other Public Safety		TOTAL	465,311.85	Balance Outstanding Dec. 31, 1989	151,516.37
PUBLIC WORKS		Public Enterprises		PRIOR YEARS TAXES OUTSTANDING	
Streets and Drainage	32,000.00	Recreation-Culture		Balance January 1, 1989	140,973.58
Sewers and Sewage Processing		Public Works	63,153.09	Collected in 1989	123,369.55
Garbage and Trash Disposal	59,200.00	Buildings and Grounds	402,150.77	Cancelled, Abated or Adjusted 1989	
Public Buildings and Grounds	23,145.00	Library and Education		Transfers to Tax Title Liens or Foreclosed	10,373.78
Other Public Works	14,300.00	Conservation		Balance December 31, 1989	7,230.25
HEALTH and WELFARE		All Other		TAX TITLE LIENS OUTSTANDING	
Health Services Except Environmental	1.00	CAPITAL DEBT AUTHORIZED, DECEMBER 31, 1989		Balance January 1, 1989	29,010.32
Welfare-Public Assistance	10,200.00	ISSUED AND UNISSUED		Transfer From Taxes	41,200.73
Hospital, Clinics, First Aid		Schaal	165,070.41	Redeemed in 1989	8,594.23
Animal, Insect, & Rodent Control	1,200.00	Self-Liquidating		Cancelled, Abated or Adjusted (1989)	
Other Welfare Services		Other	1,563,204	Transfers to Foreclosed Property	
RECREATION and CONSERVATION		Total	1,728,274	Balance December 31, 1989	61,616.87
Beaches and Boardwalks		ISSUED AND OUTSTANDING		PROPERTY ACQUIRED BY DEED OR FORECLOSURE	
Parks, Playgrounds, Shade Trees		Schaal	165,070.41	Balance January 1, 1989	581,303.71
Land Reclamation & Conservation	7,500.00	Self-Liquidating		Transfers From Taxes or Liens	
Other Recreational Services	3,700.00	Other	99,660.00	Sole for Cash (1989)	
EDUCATION (excluding schools)		Total	264,730.41	Cancelled, Abated or Adjusted (1989)	
Libraries		EQUALIZED VALUATION BASIS		Balance December 31, 1989	581,303.71
Other Educational Services		FOR NET DEBT COMPUTATION	27,177,960	CURRENT FINANCES DECEMBER 31, 1989	
STATUTORY EXPENDITURES		REAL PROPERTY VALUATIONS		ASSETS	
Pensions & F. L. C. A.	32,024.60	Code Class # of Parcels % VAL'N		Cash Dec. 31, 1989	646,649.85
Employee Fringe Benefits		1 Vacant Land 419 13.17		Taxes Receivable	158,746.62
Other Statutory Expenditures	4,000.00	2 Residential 393 79.28		Tax Title Liens	61,616.87
CETA And Other Public Employment Programs		3 Farm		Foreclosed Property	581,303.71
MUNICIPAL FUNCTIONS	616,057.85	4a Commercial 18 4.91		Emergencies & Other Deferred Charges	222,295.87
CAPITAL IMPROVEMENTS	77,000.00	4b Industrial 3 1.47		State and Federal Aid Receivable	
DEBT SERVICE		4c Apartments 2 .57		Other Receivables	4,027.69
Principal Payments	6,220.00	Total 835		Total	1,674,640.61
Interest Payments	12,134.24	Land Area 1.72 Sq. Miles		LIABILITIES, RESERVES, AND SURPLUS	
DEFERRED CHARGES	32,167.00	Net Valuation Taxable-Municipal	15,331,263	Cash Liabilities	482,221.84
SCHOOL, COUNTY, SPECIAL DISTRICT TAXES	724,018.53	Net Valuation Taxable-County	25,834,464	Reserves for Receivables	805,694.89
RESERVE FOR UNCOLLECTED TAXES	178,410.15	State Equalized Valuation	31,991,655	Surplus Dec. 31, 1989	386,723.88
EXPENDITURES	1,569,057.77	State Equalization Ratio	47.62	Total	1,674,640.61

1406
 Population 1980 1,433
 Population 1990 1,214
 S & P Rating
 Moody Rating

General Tax Rate Per \$100. 2.14
 State Equalized Tax Rate 1.69

CHESTER BOROUGH - MORRIS COUNTY
 Form of Government:
Borough Council
 Number of Members on Governing Body - 6

PER CAPITA:
 Gross Debt 1,986.09
 Net Debt 1,777.39
 Debt Service 22.81
 Total Tax Levy 2,410.52
 Municipal Expenditures 1,175.68
 PER CENT:
 Gross Debt 1.53
 Net Debt 1.37
 Tax Levy Collected 90.71
 Tax Levy Cancelled, Aboted or Adjusted .35

EXPENDITURES		REVENUES-REALIZED		1989 PROPERTY TAX	
GENERAL GOVERNMENT				STATE EQUALIZED TAX RATE	
Governing Body & Public Boards		1989 Property Taxes Collected	2,659,232.24	Local District School Taxes	.63
Municipal Clerk		1989 Payments in Lieu of Taxes		Regional & Consolidated School Tax	.40
Financial Administration	41,600.00	Delinquent Tax & Lien Collections	129,618.45	School Taxes in Municipal Budget	
Assessment of Taxes	22,581.00	Business Personalty Replacement Taxes	34,837.56	County Taxes	.24
Collection of Taxes	19,800.00	Taxes from Public Utilities	106,854.00	County Library Taxes	
Planning, Housing & Development	37,995.00	Other Miscellaneous Tax Revenues		Local Municipal Purpose Taxes	.41
Human Resources	39,157.00	State Aid Revenues	97,810.41	Veteran & Senior Citizen Taxes	
Elections		Federal Aid Revenues		Total Taxes for Rate Computation	1.68
General Administration (other)	159,490.21	State and Local Fiscoal Assistance Act Utilized		Special District Taxes	
JUDICIARY		Sole of Acquired Property		Bank Corp. Taxes	
Municipal Courts	35,591.00	Other Miscellaneous Revenues	429,307.79	Added and Omitted Taxes	9,325.40
PUBLIC SAFETY		Total	3,456,660.45	Total Taxes Levied - ABSTRACT	2,926,376.40
Fire Protection	28,969.00	Prior Years Surplus Appropriated	150,000.00	Total Taxes Billed	2,930,366.85
Police Protection	349,996.92	REVENUES TOTAL	3,606,660.45	1989 TAXES COLLECTED	2,658,232.24
Civil Defense & Disaster Control		Reserve For Uncollected Taxes	119,515.90	1989 Taxes Cancelled, Aboted or Adjusted	10,175.21
Environmental Inspection & Control	20,754.00	CAPITAL OUTLAY TOTAL	903,493.26	Transfer to Tax Title Liens or Foreclosed	14.98
Other Public Safety		Public Enterprises		Balance Outstanding Dec. 31, 1989	261,944.42
PUBLIC WORKS		Recreation-Culture		PRIOR YEARS TAXES OUTSTANDING	
Streets and Drainage	179,345.00	Public Works	593,032.89	Balance January 1, 1989	129,618.45
Sewers and Sewage Processing		Buildings and Grounds	310,460.37	Collected in 1989	129,618.45
Garbage and Trash Disposol	37,040.00	Library and Education		Cancelled, Aboted or Adjusted 1989	
Public Buildings and Grounds	22,700.00	Conservation		Transfers to Tax Title Liens or Foreclosed	
Other Public Works		All Other		Balance December 31, 1989	
HEALTH and WELFARE		CAPITAL DEBT AUTHORIZED, DECEMBER 31, 1989		TAX TITLE LIENS OUTSTANDING	
Health Services Except Environmental	35,254.00	ISSUED AND UNISSUED		Balance January 1, 1989	309.73
Welfare-Public Assistance	1,575.00	School	253,366	Transfer From Taxes	
Hospital, Clinics, First Aid		Self-Liquidoting		Redeemed in 1989	
Animal, Insect, & Rodent Control		Other	2,157,750	Cancelled, Aboted or Adjusted (1989)	15.89
Other Welfare Services		Total	2,411,116	Transfers to Foreclosed Property	293.84
RECREATION and CONSERVATION		ISSUED AND OUTSTANDING		Balance December 31, 1989	
Beaches and Boardwalks		School	253,366.23	PROPERTY ACQUIRED BY DEED OR FORECLOSURE	
Parks, Playgrounds, Shade Trees	5,250.00	Self-Liquidoting		Balance January 1, 1989	391.18
Land Reclamation & Conservation	475.35	Other	1,795,000.00	Transfers From Taxes or Liens	308.82
Other Recreational Services	3,003.89	Total	2,048,366.23	Sole for Cosh (1989)	
EDUCATION (excluding schools)		EQUALIZED VALUATION BASIS FOR NET DEBT COMPUTATION	157,953,110	Cancelled, Aboted or Adjusted (1989)	
Libraries	53,245.00	REAL PROPERTY VALUATIONS		Balance December 31, 1989	700.00
Other Educotional Services		Code Class # of Parcels % VAL'N ASSESSED VALUATION		CURRENT FINANCES DECEMBER 31, 1989	
STATUTORY EXPENDITURES		1 Vacant Land 125 5.47 7,422,100.00		ASSETS	
Pensions & F. L. C. A.	74,411.73	2 Residential 356 42.80 58,054,400.00		Cash Dec. 31, 1989	248,036.71
Employee Fringe Benefits	57,000.00	3 Farm 18 .65 878,100.00		Taxes Receivable	261,944.42
Other Statutory Expenditures	5,904.76	4a Commercial 125 50.68 68,740,800.00		Tax Title Liens	700.00
CETA And Other Public Employment Programs		4b Industrial		Foreclosed Property	
MUNICIPAL FUNCTIONS TOTAL	1,220,048.86	4c Apornments 2 .40 536,200.00		Emergencies & Other Deferred Chorges	40,961.94
CAPITAL IMPROVEMENTS * MEMO *	36,000.00	Total 626 1.60 Sq. Miles 135,631,600.00		State and Federal Aid Receivable	
DEBT SERVICE		Land Area 1.60 Sq. Miles		Other Receivables	112,916.30
Principal Payments		Net Valuation Taxable-Municipal	136,497,264	Total	664,559.37
Interest Payments	27,686.00	Net Valuation Taxable-County	192,301,728	LIABILITIES, RESERVES, AND SURPLUS	
DEFERRED CHARGES		State Equalized Valuation	172,965,144	Cash Liabilities	85,184.70
SCHOOL, COUNTY, SPECIAL DISTRICT TAXES	2,209,928.26	State Equalization Ratio	78.81	Reserves for Receivables	375,560.72
RESERVE FOR UNCOLLECTED TAXES	119,515.90			Surplus Dec. 31, 1989	203,813.95
EXPENDITURES TOTAL	3,637,107.39			Total	664,559.37

1407

Population 1980 5,198
 Population 1990 5,953
 S & P Rating
 Moody Rating

General Tax Rate Per \$100. 3.00
 State Equalized Tax Rate 1.62

CHESTER TOWNSHIP - MORRIS COUNTY
 Form of Government:
Small Municipality Plan C (OMCL 50)
 Number of Members on Governing Body - 5

PER CAPITA: Gross Debt 774.43 PER CENT: Gross Debt .82
 Net Debt 623.62 Net Debt .66
 Debt Service 83.22 Tax Levy Collected 97.38
 Total Tax Levy 1,727.83 Tax Levy Cancelled, Abated
 Municipal Expenditures 687.08 or Adjusted .23

EXPENDITURES		REVENUES-REALIZED		1989 PROPERTY TAX	
GENERAL GOVERNMENT		REVENUES-REALIZED		STATE EQUALIZED TAX RATE	
Governing Body & Public Boords		1989 Property Taxes Collected	10,154,674.14	Local District School Taxes	↓.04 4,022,759.38
Municipal Clerk		1989 Payments in Lieu of Taxes	5,656.96	Regional & Consolidated School Tax	.44 2,786,391.43
Financial Administration	34,345.00	Delinquent Tax & Lien Collections	197,932.93	School Taxes in Municipal Budget	
Assessment of Taxes	49,255.00	Business Personalty Replacement Taxes	49,409.64	County Taxes	.26 1,619,025.59
Collection of Taxes	34,505.00	Taxes from Public Utilities	802,112.00	County Library Taxes	
Planning, Housing & Development	42,159.00	Other Miscellaneous Tax Revenues		Local Municipal Purpose Taxes	.28 1,739,324.82
Human Resources	35,034.42	State Aid Revenues	33,447.34	Veteran & Senior Citizen Taxes	
Elections	100,250.00	Federal Aid Revenues		Total Taxes for Rate Computation	1.62 10,127,451.22
General Administration (other)	322,635.00	State and Local Fiscal Assistance Act Utilized		Special District Taxes	
JUDICIARY		State and Local Fiscal Assistance Act Utilized		Bank Corp. Taxes	
Municipal Courts	48,210.00	Sole of Acquired Property		Added and Omitted Taxes	126,123.52
PUBLIC SAFETY		Other Miscellaneous Revenues	700,335.61	Total Taxes Levied - ABSTRACT	10,294,384.98
Fire Protection	80,931.30	Total	11,949,568.62	Total Taxes Billed	10,427,563.93
Police Protection	857,038.13	Prior Years Surplus Appropriated	587,400.00	1989 TAXES COLLECTED	10,154,674.14
Civil Defense & Disaster Control	100.00	REVENUES TOTAL	12,637,908.62	1989 Taxes Cancelled, Abated or Adjusted	23,657.36
Environmental Inspection & Control	89,730.00	Reserve For Uncollected Taxes	299,392.16	Transfer to Tax Title Liens or Foreclosed	54.00
Other Public Safety		CAPITAL OUTLAY TOTAL	50,050.47	Balance Outstanding Dec. 31, 1989	249,178.43
PUBLIC WORKS		CAPITAL DEBT AUTHORIZED, DECEMBER 31, 1989		PRIOR YEARS TAXES OUTSTANDING	
Streets and Drainage	548,746.00	ISSUED AND UNISSUED		Balance January 1, 1989	199,313.30
Sewers and Sewage Processing	15,500.00	School	393,533	Collected in 1989	184,343.78
Garbage and Trash Disposol	332,410.00	Self-Liquidoting		Cancelled, Abated or Adjusted 1989	
Public Buildings and Grounds	37,901.00	Other	3,715,506	Transfers to Tax Title Liens or Foreclosed	4,456.27
Other Public Works		Total	4,614,037	Balance December 31, 1989	10,513.25
HEALTH and WELFARE		ISSUED AND OUTSTANDING		TAX TITLE LIENS OUTSTANDING	
Health Services Except Environmental	70,665.00	School	393,533.70	Balance January 1, 1989	9,932.92
Welfare-Public Assistance	1,200.00	Self-Liquidoting		Transfer From Taxes	5,176.97
Hospital, Clinics, First Aid		Other	2,951,533.00	Redeemed in 1989	13,089.15
Animal, Insect, & Rodent Control		Total	3,350,066.70	Cancelled, Abated or Adjusted (1989)	
Other Welfare Services		EQUALIZED VALUATION BASIS		Transfers to Foreclosed Property	
RECREATION and CONSERVATION		FOR NET DEBT COMPUTATION	500,162,239	Balance December 31, 1989	2,020.74
Beaches and Boardwalks		REAL PROPERTY VALUATIONS		PROPERTY ACQUIRED BY DEED OR FORECLOSURE	
Parks, Playgrounds, Shade Trees		Code Class # of Parcels % VAL'N		Balance January 1, 1989	17,500.00
Land Reclamation & Conservation	4,657.00	1 Vacant Land 326 5.70	17,269,900.00	Transfers From Taxes or Liens	
Other Recreational Services	25,600.00	2 Residential 1716 83.61	283,338,200.00	Sale for Cash (1989)	
EDUCATION (excluding schools)		3 Farm 209 5.62	1,904,460.00	Cancelled, Abated or Adjusted (1989)	
Libraries	177,600.00	4a Commercial 97 4.38	14,857,400.00	Balance December 31, 1989	17,500.00
Other Educational Services		4b Industrial 7 1.09	3,636,700.00	CURRENT FINANCES DECEMBER 31, 1989	
STATUTORY EXPENDITURES		4c Apartments		ASSETS	
Pensions & F. L. C. A.	332,776.23	Total	2355	Cash Dec. 31, 1989	1,112,107.87
Employee Fringe Benefits	125,900.00	Land Area 28,900 Sq. Miles		Taxes Receivable	259,691.63
Other Statutory Expenditures		Net Valuation Taxable-Municipal	339,050,190	Tax Title Liens	2,020.74
CETA And Other Public Employment Programs		Net Valuation Taxable-County	732,909,779	Foreclosed Property	17,500.00
MUNICIPAL FUNCTIONS TOTAL	3,275,248.03	State Equalized Valuation	628,894,057	Emergencies & Other Deferred Charges	45,000.00
CAPITAL IMPROVEMENTS * M.E.M.O *	25,000.00	State Equalization Ratio	5.77	State and Federal Aid Receivable	
DEBT SERVICE				Other Receivables	2,293.64
Principal Payments	254,640.70			Total	1,432,613.93
Interest Payments	241,132.64			LIABILITIES, RESERVES, AND SURPLUS	
DEFERRED CHARGES	24,115.24			Cash Liabilities	430,250.44
SCHOOL, COUNTY, SPECIAL DISTRICT TAXES	5,423,951.54			Reserves for Receivables	281,506.96
RESERVE FOR UNCOLLECTED TAXES	299,392.16			Surplus Dec. 31, 1989	726,857.43
EXPENDITURES TOTAL	12,522,556.76			Total	1,438,613.93

0307

Population 1980 3,867
 Population 1990 5,152
 S & P Rating
 Moody Rating

General Tax Rate Per \$100. 3.10
 State Equalized Tax Rate 1.63

CHESTERFIELD TWP. - BURLINGTON CO.

Form of Government:

Township Committee

Number of Members on Governing Body - 3

PER CAPITA: Gross Debt 543.22 PER CENT: Gross Debt 2.19
 Net Debt 537.85 Net Debt 2.17
 Debt Service 29.62 Tax Levy Collected 94.51
 Total Tax Levy 527.41 Tax Levy Cancelled, Abated or Adjusted
 Municipal Expenditures 231.21 .31

EXPENDITURES		REVENUES-REALIZED		1989 PROPERTY TAX	
GENERAL GOVERNMENT				STATE EQUALIZED TAX RATE	
Governing Body & Public Boards		1989 Property Taxes Collected	2,591,460.45	Local District School Taxes	.58 900,667.00
Municipal Clerk		1989 Payments in Lieu of Taxes		Regional & Consolidated School Tax	.46 717,164.86
Financial Administration	35,000.00	Delinquent Tax & Lien Collections	102,696.09	School Taxes in Municipal Budget	
Assessment of Taxes	69,050.00	Business Personalty Replacement Taxes	35,731.88	County Taxes	.51 796,818.19
Collection of Taxes	21,500.00	Taxes from Public Utilities	283,538.00	County Library Taxes	.03 45,638.57
Planning, Housing & Development	60,300.00	Other Miscellaneous Tax Revenues		Local Municipal Purpose Taxes	.05 80,000.00
Human Resources		State Aid Revenues	30,179.15	Veteran & Senior Citizen Taxes	20,900.00
Elections		Federal Aid Revenues		Total Taxes for Rate Computation	1.63 2,561,188.62
General Administration (other)	156,100.00	State and Local Fiscal Assistance Act Utilized		Special District Taxes	84,144.05
JUDICIARY		Sale of Acquired Property		Bank Corp. Taxes	
Municipal Courts	50,200.00	Other Miscellaneous Revenues	361,700.04	Added and Omitted Taxes	92,774.91
PUBLIC SAFETY		Total	3,405,305.61	Total Taxes Levied - ABSTRACT	2,717,207.58
Fire Protection	2,000.00	Prior Years Surplus Appropriated	582,422.00	Total Taxes Billed	2,742,066.70
Police Protection	81,000.00	REVENUES TOTAL	3,987,727.61	1989 TAXES COLLECTED	2,591,460.45
Civil Defense & Disaster Control	1,100.00	Reserve For Uncollected Taxes	197,000.00	1989 Taxes Cancelled, Abated or Adjusted	8,622.05
Environmental Inspection & Control	34,000.00	CAPITAL OUTLAY TOTAL	1,140,539.78	Transfer to Tax Title Liens or Foreclosed	157.63
Other Public Safety		Public Enterprises		Balance Outstanding Dec. 31, 1989	141,826.57
PUBLIC WORKS		Recreation-Culture	563,075.37	PRIOR YEARS TAXES OUTSTANDING	
Streets and Drainage	190,000.00	Public Works	577,464.41	Balance January 1, 1989	104,399.44
Sewers and Sewage Processing		Buildings and Grounds		Collected in 1989	102,696.09
Garbage and Trash Disposal		Library and Education		Cancelled, Abated or Adjusted 1989	1,679.81
Public Buildings and Grounds	36,500.00	Conservation		Transfers to Tax Title Liens or Foreclosed	
Other Public Works		All Other		Balance December 31, 1989	23.54
HEALTH and WELFARE		CAPITAL DEBT AUTHORIZED, DECEMBER 31, 1989		TAX TITLE LIENS OUTSTANDING	
Health Services Except Environmental	1,500.00	ISSUED AND UNISSUED		Balance January 1, 1989	272.48
Welfare-Public Assistance	26,200.00	School	27,682	Transfer From Taxes	157.63
Hospital, Clinics, First Aid		Self-Liquidating		Redeemed in 1989	
Animal, Insect, & Rodent Control		Other	2,771,000	Cancelled, Abated or Adjusted (1989)	
Other Welfare Services		Total	2,798,682	Transfers to Foreclosed Property	
RECREATION and CONSERVATION		ISSUED AND OUTSTANDING		Balance December 31, 1989	430.11
Beaches and Boardwalks		School	27,682.59	PROPERTY ACQUIRED BY DEED OR FORECLOSURE	
Parks, Playgrounds, Shade Trees	11,000.00	Self-Liquidating		Balance January 1, 1989	7,800.00
Land Reclamation & Conservation	5,500.00	Other	2,600,000.00	Transfers From Taxes or Liens	
Other Recreational Services	1,600.00	Total	2,627,682.59	Sole for Cash (1989)	
EDUCATION (excluding schools)		EQUALIZED VALUATION BASIS FOR NET DEBT COMPUTATION		Cancelled, Abated or Adjusted (1989)	
Libraries	3,500.00	REAL PROPERTY VALUATIONS		Balance December 31, 1989	7,800.00
Other Educational Services	1,000.00	Code Class # of Parcels % VAL'N ASSESSED VALUATION		CURRENT FINANCES DECEMBER 31, 1989	
STATUTORY EXPENDITURES		1 Vacant Land 77 2.01 1,630,600.00		ASSETS	
Pensions & F. L. C. A.	36,500.00	2 Residential 613 61.59 50,015,200.00		Cash Dec. 31, 1989	2,255,708.30
Employee Fringe Benefits	13,000.00	3 Farm 439 27.03 21,949,000.00		Taxes Receivable	141,850.11
Other Statutory Expenditures		4a Commercial 70 9.37 7,608,100.00		Tax Title Liens	430.11
CETA And Other Public Employment Programs		4b Industrial		Foreclosed Property	7,800.00
MUNICIPAL FUNCTIONS TOTAL	841,550.00	4c Apartments		Emergencies & Other Deferred Charges	50,000.00
CAPITAL IMPROVEMENTS * ME #0*		Total	1199	State and Federal Aid Receivable	
DEBT SERVICE		Land Area 21.81 Sq. Miles		Other Receivables	91,530.34
Principal Payments	60,000.00	Net Valuation Taxable-Municipal	82,059,586	Total	2,547,318.86
Interest Payments	92,625.00	Net Valuation Taxable-County	136,860,826	LIABILITIES, RESERVES, AND SURPLUS	
DEFERRED CHARGES		State Equalized Valuation	155,234,823	Cash Liabilities	1,608,279.74
SCHOOL, COUNTY, SPECIAL DISTRICT TAXES	2,544,432.67	State Equalization Ratio	52.60	Reserves for Receivables	241,610.56
RESERVE FOR UNCOLLECTED TAXES	197,000.00			Surplus Dec. 31, 1989	697,428.56
EXPENDITURES TOTAL	3,735,607.67			Total	2,547,318.86

Population 1980 15,072
 Population 1990 14,533
 S & P Rating
 Moody Rating A1

General Tax Rate Per \$100. 3.35
 State Equalized Tax Rate 1.32

CINNAMINSON TWP. - BURLINGTON CO.

Form of Government:

Township Committee

Number of Members on Governing Body - 5

PER CAPITA: PER CENT:
 Grass Debt 351.25 Gross Debt .77
 Net Debt 197.15 Net Debt .43
 Debt Service 26.92 Tax Levy Collected 98.23
 Total Tax Levy 1,061.35 Tax Levy Cancelled, Abated
 Municipal Expenditures 327.41 or Adjusted .04

EXPENDITURES		REVENUES-REALIZED		1989 PROPERTY TAX	
GENERAL GOVERNMENT		REVENUES-REALIZED		STATE EQUALIZED TAX RATE	
Governing Body & Public Boards		1989 Property Taxes Collected	15,208,754.29	Local District School Taxes	1.13 8,662,607.00
Municipal Clerk		1989 Payments in Lieu of Taxes		Regional & Consolidated School Tax	
Financial Administration	53,300.00	Delinquent Tax & Lien Collections	252,839.76	School Taxes in Municipal Budget	
Assessment of Taxes	31,440.00	Business Personalty Replacement Taxes	285,662.44	County Taxes	.51 3,956,123.72
Collection of Taxes	55,000.00	Taxes from Public Utilities	1,492,640.00	County Library Taxes	.03 227,066.41
Planning, Housing & Development	40,450.00	Other Miscellaneous Tax Revenues		Local Municipal Purpose Taxes	.15 1,153,577.19
Human Resources	44,230.50	State Aid Revenues	119,701.91	Veteran & Senior Citizen Taxes	
Elections		Federal Aid Revenues		Total Taxes for Rate Computation	1.82 14,139,724.32
General Administration (other)	493,203.00	State and Local Fiscal Assistance Act Utilized	975.00	Special District Taxes	
JUDICIARY		Sale of Acquired Property	12,200.00	Bank Corp. Taxes	
Municipal Courts	44,000.00	Other Miscellaneous Revenues	981,037.93	Added and Omitted Taxes	267,134.14
PUBLIC SAFETY		Total	18,353,871.23	Total Taxes Levied - ABSTRACT	15,477,658.46
Fire Protection		Prior Years Surplus Appropriated	900,000.00	Total Taxes Billed	15,482,320.17
Police Protection	1,239,420.00	REVENUES TOTAL	19,253,871.23	1989 TAXES COLLECTED	15,208,764.29
Civil Defense & Disaster Control	4,000.00	Reserve For Uncollected Taxes	412,532.56	1989 Taxes Cancelled, Abated or Adjusted	5,925.38
Environmental Inspection & Control	167,700.00	CAPITAL OUTLAY TOTAL	468,360.55	Transfer to Tax Title Liens or Foreclosed	58.43
Other Public Safety		Public Enterprises		Balance Outstanding Dec. 31, 1989	267,572.07
PUBLIC WORKS		Recreation-Culture	26,554.49	PRIOR YEARS TAXES OUTSTANDING	
Streets and Drainage	914,950.00	Public Works	238,046.45	Balance January 1, 1989	280,202.17
Sewers and Sewage Processing		Buildings and Grounds	153,649.61	Collected in 1989	252,389.76
Garbage and Trash Disposal		Library and Education		Cancelled, Abated or Adjusted 1989	19,145.84
Public Buildings and Grounds	107,850.00	Conservation		Transfers to Tax Title Liens or Foreclosed	
Other Public Works		All Other		Balance December 31, 1989	8,166.57
HEALTH and WELFARE		CAPITAL DEBT AUTHORIZED, DECEMBER 31, 1989		TAX TITLE LIENS OUTSTANDING	
Health Services Except Environmental	3,250.00	ISSUED AND UNISSUED		Balance January 1, 1989	179.77
Welfare-Public Assistance	20,635.00	School	2,247,000	Transfer From Taxes	58.43
Hospital, Clinics, First Aid		Self-Liquidating		Redeemed in 1989	
Animal, Insect, & Rodent Control	2,400.00	Other	2,875,027	Cancelled, Abated or Adjusted (1989)	
Other Welfare Services		Total	5,122,027	Transfers to Foreclosed Property	
RECREATION and CONSERVATION		ISSUED AND OUTSTANDING		Balance December 31, 1989	238.20
Beaches and Boardwalks		School	2,247,000.00	PROPERTY ACQUIRED BY DEED OR FORECLOSURE	
Parks, Playgrounds, Shade Trees	2,000.00	Self-Liquidating		Balance January 1, 1989	39,670.00
Land Reclamation & Conservation		Other	2,415,166.00	Transfers From Taxes or Liens	
Other Recreational Services	55,800.00	Total	4,662,166.00	Sale for Cash (1989)	12,200.00
EDUCATION (excluding schools)		EQUALIZED VALUATION BASIS FOR NET DEBT COMPUTATION	665,396,789	Cancelled, Abated or Adjusted (1989)	
Libraries	34,000.00	REAL PROPERTY VALUATIONS		Balance December 31, 1989	27,470.00
Other Educational Services		Code Class # of Parcels % VAL'N		CURRENT FINANCES DECEMBER 31, 1989	
STATUTORY EXPENDITURES		1 Vacant Land 499 2.29		ASSETS	
Pensions & F. L. C. A.	303,410.00	2 Residential 4691 74.04		Cash Dec. 31, 1989	5,071,304.22
Employee Fringe Benefits	247,000.00	3 Farm 17 .21		Taxes Receivable	275,738.64
Other Statutory Expenditures		4a Commercial 142 11.96		Tax Title Liens	238.20
CETA And Other Public Employment Programs		4b Industrial 98 11.48		Foreclosed Property	27,470.00
MUNICIPAL FUNCTIONS TOTAL	3,919,088.50	4c Apartments 1 .02		Emergencies & Other Deferred Charges	243,000.00
CAPITAL IMPROVEMENTS * MEMO *	10,000.00	Total 5448		State and Federal Aid Receivable	
DEBT SERVICE		Land Area 7.57 Sq. Miles		Other Receivables	104,145.67
Principal Payments	317,905.08	Net Valuation Taxable-Municipal	416,626,128	Total	5,721,896.73
Interest Payments	74,712.50	Net Valuation Taxable-County	680,926,193	LIABILITIES, RESERVES, AND SURPLUS	
DEFERRED CHARGES	50,356.60	State Equalized Valuation	765,528,609	Cash Liabilities	3,920,877.00
SCHOOL, COUNTY, SPECIAL DISTRICT TAXES	14,051,947.13	State Equalization Ratio	54.19	Reserves for Receivables	407,592.51
RESERVE FOR UNCOLLECTED TAXES	412,532.56			Surplus Dec. 31, 1989	1,393,427.22
EXPENDITURES TOTAL	18,826,542.37			Total	5,721,896.73

2002
 Population 1980 10,599
 Population 1990 14,029
 S & P Rating
 Moody Rating 41

General Tax Rate Per \$100. 3.07
 State Equalized Tax Rate 1.85

CLARK TOWNSHIP - UNION COUNTY

Form of Government:

Mayor-Council Plan F (OMCL 50)

Number of Members on Governing Body - 7

PER CAPITA: Gross Debt 361.41 PER CENT: Gross Debt .49
 Net Debt 327.13 Net Debt .44
 Debt Service 43.92 Tax Levy Collected 98.22
 Total Tax Levy 1,492.18 Tax Levy Cancelled, Abated
 Municipal Expenditures 609.59 or Adjusted .51

EXPENDITURES		REVENUES-REALIZED		1989 PROPERTY TAX	
GENERAL GOVERNMENT		1989 Property Taxes Collected		STATE EQUALIZED TAX RATE	
Governing Body & Public Boards	63,540.80	1989 Payments in Lieu of Taxes	21,440,501.53	Local District School Taxes	.57
Municipal Clerk	285,072.23	Delinquent Tax & Lien Collections	633,681.24	Regional & Consolidated School Tax	.48
Financial Administration	1,200.00	Business Personalty Replacement Taxes	560,244.08	School Taxes in Municipal Budget	
Assessment of Taxes	53,133.05	Taxes from Public Utilities	1,091,864.00	County Taxes	.39
Collection of Taxes	29,821.83	Other Miscellaneous Tax Revenues		County Library Taxes	
Planning, Housing & Development	42,952.00	State Aid Revenues	172,743.52	Local Municipal Purpose Taxes	.41
Human Resources	115,022.01	Federal Aid Revenues		Veteran & Senior Citizen Taxes	
Elections	5,890.84	State and Local Fiscal Assistance Act Utilized		Total Taxes for Rate Computation	1.85
General Administration (other)	412,872.15	Sale of Acquired Property		Special District Taxes	
JUDICIARY		Other Miscellaneous Revenues	1,330,253.29	Bank Corp. Taxes	
Municipal Courts	95,803.32	Total	25,229,287.66	Added and Omitted Taxes	39,953.94
PUBLIC SAFETY		Prior Years Surplus Appropriated	800,000.00	Total Taxes Levied - ABSTRACT	21,829,064.52
Fire Protection	290,340.52	REVENUES TOTAL	26,029,287.66	Total Taxes Billed	21,829,064.52
Police Protection	2,037,229.84	Reserve For Uncollected Taxes	824,000.00	1989 TAXES COLLECTED	21,440,501.53
Civil Defense & Disaster Control	8,659.00	CAPITAL OUTLAY TOTAL	1,473,228.42	1989 Taxes Cancelled, Abated or Adjusted	111,814.98
Environmental Inspection & Control	67,861.00	Public Enterprises		Transfer to Tax Title Liens or Foreclosed	2,130.58
Other Public Safety		Recreation-Culture		Balance Outstanding Dec. 31, 1989	274,617.43
PUBLIC WORKS		Public Works	637,770.24	PRIOR YEARS TAXES OUTSTANDING	
Streets and Drainage	662,388.19	Buildings and Grounds	835,458.18	Balance January 1, 1989	634,674.72
Sewers and Sewage Processing	1,307,338.32	Library and Education		Collected in 1989	633,681.24
Garbage and Trash Disposal		Conservation		Cancelled, Abated or Adjusted 1989	993.48
Public Buildings and Grounds	179,272.90	All Other		Transfers to Tax Title Liens or Foreclosed	
Other Public Works		CAPITAL DEBT AUTHORIZED, DECEMBER 31, 1989		Balance December 31, 1989	
HEALTH and WELFARE		ISSUED AND UNISSUED		TAX TITLE LIENS OUTSTANDING	
Health Services Except Environmental	38,867.71	School	431,016	Balance January 1, 1989	20,327.37
Welfare-Public Assistance	29,241.00	Self-Liquidating		Transfer From Taxes	2,130.58
Hospital, Clinics, First Aid		Other	4,806,025	Redeemed in 1989	
Animal, Insect, & Radent Control	2,900.00	Total	5,267,042	Cancelled, Abated or Adjusted (1989)	
Other Welfare Services		ISSUED AND OUTSTANDING		Transfers to Foreclosed Property	
RECREATION and CONSERVATION		School	431,616.76	Balance December 31, 1989	22,457.95
Beaches and Boardwalks		Self-Liquidating		PROPERTY ACQUIRED BY DEED OR FORECLOSURE	
Parks, Playgrounds, Shade Trees	21,445.00	Other	3,312,000.00	Balance January 1, 1989	35,575.00
Land Reclamation & Conservation	26,448.80	Total	3,793,616.76	Transfers From Taxes or Liens	
Other Recreational Services		EQUALIZED VALUATION BASIS		Sale for Cash (1989)	
EDUCATION (excluding schools)		FOR NET DEBT COMPUTATION	1,088,936.940	Cancelled, Abated or Adjusted (1989)	
Libraries	275,100.00	REAL PROPERTY VALUATIONS		Balance December 31, 1989	35,575.00
Other Educational Services		Code Class # of Parcels % VAL'N ASSESSED VALUATION		CURRENT FINANCES DECEMBER 31, 1989	
STATUTORY EXPENDITURES		1 Vacant Land 110 .58 4,130,300.00		ASSETS	
Pensions & F. L. C. A.	573,072.25	2 Residential 4706 75.88 539,195,200.00		Cash Dec. 31, 1989	3,127,254.94
Employee Fringe Benefits	483,400.45	3 Farm 3 .02 121,500.00		Taxes Receivable	274,617.43
Other Statutory Expenditures		4a Commercial 174 12.89 91,594,100.00		Tax Title Liens	22,457.95
CETA And Other Public Employment Programs	7,135,322.21	4b Industrial 25 7.88 56,017,500.00		Foreclosed Property	35,575.00
MUNICIPAL FUNCTIONS TOTAL	7,135,322.21	4c Apartments 8 2.74 19,494,000.00		Emergencies & Other Deferred Charges	217,086.00
CAPITAL IMPROVEMENTS *MEMO*	62,310.00	Total 5026 710,552,600.00		State and Federal Aid Receivable	7,073.73
DEBT SERVICE		Land Area 4.53 Sq. Miles		Other Receivables	221,192.09
Principal Payments	418,000.00	Net Valuation Taxable-Municipal	711,930,523	Total	3,905,257.14
Interest Payments	224,502.05	Net Valuation Taxable-County	1,156,804,360	LIABILITIES, RESERVES, AND SURPLUS	
DEFERRED CHARGES		State Equalized Valuation	1,182,482,644	Cash Liabilities	1,809,263.33
SCHOOL, COUNTY, SPECIAL DISTRICT TAXES	315,920.07	State Equalization Ratio	60.16	Reserves for Receivables	553,842.47
RESERVE FOR UNCOLLECTED TAXES	824,000.00			Surplus Dec. 31, 1989	1,542,151.34
EXPENDITURES TOTAL	25,904,630.18			Total	3,905,257.14

0301
 Population 1980 6,013
 Population 1990 6,155
 S & P Rating
 Moody Rating

General Tax Rate Per \$100. 3.73
 State Equalized Tax Rate 2.31

CLAYTON BOROUGH - GLOUCESTER CO.

Form of Government:

Borough Council

Number of Members on Governing Body - 6

PER CAPITA:
 Gross Debt 1,219.24
 Net Debt 242.90
 Debt Service 19.37
 Total Tax Levy 656.07
 Municipal Expenditures 565.67

PER CENT:
 Gross Debt 6.23
 Net Debt 1.24
 Tax Levy Collected 90.74
 Tax Levy Cancelled, Abated or Adjusted

EXPENDITURES		REVENUES-REALIZED		1989 PROPERTY TAX	
GENERAL GOVERNMENT		REVENUES-REALIZED		STATE EQUALIZED TAX RATE	
Governing Body & Public Boards	15,348.17	1989 Property Taxes Collected	3,666,888.13	Local District School Taxes	1.19
Municipal Clerk	14,502.19	1989 Payments in Lieu of Taxes		Regional & Consolidated School Tax	
Financial Administration	62,250.00	Delinquent Tax & Lien Collections	524,242.97	School Taxes in Municipal Budget	
Assessment of Taxes	15,177.50	Business Personalty Replacement Taxes	45,149.36	County Taxes	.68
Collection of Taxes	25,145.65	Taxes from Public Utilities	370,320.00	County Library Taxes	.02
Planning, Housing & Development	3,456.00	Other Miscellaneous Tax Revenues		Local Municipal Purpose Taxes	.93
Human Resources	43,514.60	State Aid Revenues	126,394.06	Veteran & Senior Citizen Taxes	
Elections	1,570.00	Federal Aid Revenues		Total Taxes for Rate Computation	2.82
General Administration (other)	307,211.00	State and Local Fiscal Assistance Act Utilized	500.38	Special District Taxes	
JUDICIARY		State and Local Fiscal Assistance Act Utilized	500.38	Bank Corp. Taxes	
Municipal Courts	31,970.05	Sale of Acquired Property		Added and Omitted Taxes	
PUBLIC SAFETY		Other Miscellaneous Revenues	506,548.81	Total Taxes Levied - ABSTRACT	
Fire Protection	50,317.27	Total	5,240,092.71	Total Taxes Billed	4,040,975.03
Police Protection	591,121.78	Prior Years Surplus Appropriated	200,831.75	1989 TAXES COLLECTED	3,660,888.13
Civil Defense & Disaster Control		REVENUES TOTAL	5,440,974.46	1989 Taxes Cancelled, Abated or Adjusted	
Environmental Inspection & Control	35,450.00	Reserve For Uncollected Taxes	412,959.34	Transfer to Tax Title Liens or Foreclosed	
Other Public Safety		CAPITAL OUTLAY	TOTAL	Balance Outstanding Dec. 31, 1989	374,097.50
PUBLIC WORKS			94,226.00	PRIOR YEARS TAXES OUTSTANDING	
Streets and Drainage	204,743.54	Public Enterprises	33,943.50	Bolonce January 1, 1989	356,778.57
Sewers and Sewage Processing		Recreation-Culture	2,618.10	Collected in 1989	327,707.23
Garbage and Trash Disposal	263,474.00	Public Works	53,264.00	Cancelled, Abated or Adjusted 1989	
Public Buildings and Grounds	15,250.00	Buildings and Grounds		Transfers to Tax Title Liens or Foreclosed	
Other Public Works	12,617.00	Library and Education		Bolonce December 31, 1989	24,071.34
HEALTH and WELFARE		Conservation		TAX TITLE LIENS OUTSTANDING	
Health Services Except Environmental	3,753.00	All Other		Balance January 1, 1989	196,585.74
Welfare-Public Assistance	950,531.22	CAPITAL DEBT AUTHORIZED, DECEMBER 31, 1989		Transfer From Taxes	
Hospital, Clinics, First Aid		ISSUED AND UNISSUED	GROSS DEBT	Redeemed in 1989	196,585.74
Animal, Insect, & Rodent Control	20.00	School	5,740,000.00	Cancelled, Abated or Adjusted (1989)	
Other Welfare Services		Self-Liquidating	1,129,750.00	Transfers to Foreclosed Property	
RECREATION and CONSERVATION		Other	574,700.00	Balance December 31, 1989	
Beaches and Boardwalks		Total	7,504,450.00	PROPERTY ACQUIRED BY DEED OR FORECLOSURE	
Parks, Playgrounds, Shade Trees		ISSUED AND OUTSTANDING		Balance January 1, 1989	301,604.50
Land Reclamation & Conservation	21,030.00	School	5,740,000.00	Transfers From Taxes or Liens	
Other Recreational Services	10,200.00	Self-Liquidating	1,147,000.00	Sale for Cash (1989)	
EDUCATION (excluding schools)		Other	591,400.00	Cancelled, Abated or Adjusted (1989)	
Libraries		Total	7,478,400.00	Balance December 31, 1989	301,604.50
Other Educational Services	11,873.07	EQUALIZED VALUATION BASIS		CURRENT FINANCES DECEMBER 31, 1989	
STATUTORY EXPENDITURES		FOR NET DEBT COMPUTATION		ASSETS	
Pensions & F. L. C. A.	110,075.72	REAL PROPERTY VALUATIONS		Cash Dec. 31, 1989	1,208,000.45
Employee Fringe Benefits		Code Class # of Parcels % VAL'N	ASSESSED VALUATION	Taxes Receivable	403,158.34
Other Statutory Expenditures	1,000.00	1 Vacant Land 344 3.35	3,538,000.00	Tax Title Liens	
CETA And Other Public Employment Programs		2 Residential 1731 75.07	73,532,800.00	Foreclosed Property	301,604.50
MUNICIPAL FUNCTIONS	TOTAL	3 Farm 56 1.20	1,311,100.00	Emergencies & Other Deferred Charges	13,060.55
Capital Improvements	17,000.00	4a Commercial 34 9.15	2,528,300.00	State and Federal Aid Receivable	
DEBT SERVICE		4b Industrial 17 9.13	2,555,600.00	Other Receivables	107,792.61
Principal Payments	76,600.00	4c Apartments 8 3.00	3,139,300.00	Total	2,038,624.95
Interest Payments	42,637.71	Total	104,655,100.00	LIABILITIES, RESERVES, AND SURPLUS	
DEFERRED CHARGES		Land Area 7.25 Sq. Miles		Cash Liabilities	369,190.87
SCHOOL, COUNTY, SPECIAL DISTRICT TAXES	2,659,853.32	Net Valuation Taxable-Municipal	100,401,291	Reserves for Receivables	812,555.95
RESERVE FOR UNCOLLECTED TAXES	412,959.34	Net Valuation Taxable-County	122,457,914	Surplus Dec. 31, 1989	356,378.13
EXPENDITURES	TOTAL	State Equalized Valuation	140,509,251	Total	2,038,624.95
	6,141,557.11	State Equalization Ratio	75.42		

0411

Population 1980 5,764
 Population 1990 5,601
 S & P Rating
 Moody Rating AAA

General Tax Rate Per \$100. 6.31
 State Equalized Tax Rate 3.04

CLEMENTON BOROUGH - CAMDEN CO.

Form of Government:
 Borough Council

Number of Members on Governing Body - 6

PER CAPITA:
 Gross Debt 855.78
 Net Debt 359.92
 Debt Service 31.59
 Total Tax Levy 688.97
 Municipal Expenditures 381.44

PER CENT:
 Gross Debt 4.33
 Net Debt 1.82
 Tax Levy Collected 90.96
 Tax Levy Cancelled, Abated or Adjusted

EXPENDITURES		REVENUES-REALIZED		1989 PROPERTY TAX	
GENERAL GOVERNMENT		REVENUES-REALIZED		STATE EQUALIZED TAX RATE	
Governing Body & Public Boards		1989 Property Taxes Collected	3,511,243.95	Local District School Taxes	55
Municipal Clerk		1989 Payments in Lieu of Taxes		Regional & Consolidated School Tax	57
Financial Administration	31,700.00	Delinquent Tax & Lien Collections	165,162.38	School Taxes in Municipal Budget	
Assessment of Taxes	12,220.00	Business Personalty Replacement Taxes	37,522.36	County Taxes	.87
Collection of Taxes	33,315.47	Taxes from Public Utilities	232,015.00	County Library Taxes	.02
Planning, Housing & Development	9,870.00	Other Miscellaneous Tax Revenues		Local Municipal Purpose Taxes	1.03
Human Resources	41,954.61	State Aid Revenues	109,190.06	Veteran & Senior Citizen Taxes	
Elections	4,198.59	Federal Aid Revenues		Total Taxes for Rote Computation	3.04
General Administration (other)	251,452.71	State and Local Fiscal Assistance Act Utilized		Special District Taxes	
JUDICIARY		Sale of Acquired Property		Bank Corp. Taxes	
Municipal Courts	46,803.00	Other Miscellaneous Revenues	219,297.29	Added and Omitted Taxes	
PUBLIC SAFETY		Total	4,274,431.04	Total Taxes Levied - ABSTRACT	
Fire Protection	34,498.88	Prior Years Surplus Appropriated	300,000.00	Total Taxes Billed	
Police Protection	445,255.37	REVENUES TOTAL	4,574,431.04	1989 TAXES COLLECTED	
Civil Defense & Disaster Control	400.00	REVENUE For Uncollected Taxes	358,794.00	1989 Taxes Cancelled, Abated or Adjusted	
Environmental Inspection & Control	24,000.00	CAPITAL OUTLAY TOTAL	422,672.10	Transfer to Tax Title Liens or Foreclosed	
Other Public Safety		Public Enterprises	131,475.70	Balance Outstanding Dec. 31, 1989	
PUBLIC WORKS		Recreation-Culture		PRIOR YEARS TAXES OUTSTANDING	
Streets and Drainage	145,445.00	Public Works	228,891.73	Balance January 1, 1989	
Sewers and Sewage Processing		Buildings and Grounds	12,304.67	Collected in 1989	
Garbage and Trash Disposal	300,000.00	Library and Education		Cancelled, Abated or Adjusted 1989	
Public Buildings and Grounds	15,775.00	Conservation		Transfers to Tax Title Liens or Foreclosed	
Other Public Works		All Other		Balance December 31, 1989	
HEALTH and WELFARE		CAPITAL DEBT AUTHORIZED, DECEMBER 31, 1989		TAX TITLE LIENS OUTSTANDING	
Health Services Except Environmental	2,776.00	ISSUED AND UNISSUED		Balance January 1, 1989	
Welfare-Public Assistance	3,150.00	School	1,372,075	Collected in 1989	
Hospital, Clinics, First Aid		Self-Liquidating	1,378,232	Cancelled, Abated or Adjusted (1989)	
Animal, Insect, & Rodent Control		Other	2,042,935	Transfers to Foreclosed Property	
Other Welfare Services		Total	4,793,243	Balance December 31, 1989	
RECREATION and CONSERVATION		ISSUED AND OUTSTANDING		PROPERTY ACQUIRED BY DEED OR FORECLOSURE	
Beaches and Boardwalks		School	1,372,075.38	Balance January 1, 1989	
Parks, Playgrounds, Shade Trees	1,200.00	Self-Liquidating	1,230,512.83	Transfers From Taxes or Liens	
Land Reclamation & Conservation	3,661.89	Other	1,960,550.00	Sale for Cash (1989)	
Other Recreational Services	750.00	Total	4,563,138.21	Cancelled, Abated or Adjusted (1989)	
EDUCATION (excluding schools)		EQUALIZED VALUATION BASIS FOR NET DEBT COMPUTATION	110,737,175	Balance December 31, 1989	
Libraries	9,000.00	REAL PROPERTY VALUATIONS		CURRENT FINANCES DECEMBER 31, 1989	
Other Educational Services		Code Class # of Parcels % VAL'N ASSESSED VALUATION		ASSETS	
STATUTORY EXPENDITURES		1 Vacant Land 257 3.23 1,940,280.00		Cash Dec. 31, 1989	
Pensions & F. L. C. A.	92,551.28	2 Residential 1693 76.07 45,622,935.00		Taxes Receivable	
Employee Fringe Benefits	87,662.81	3 Farm 71 15.52 9,307,835.00		Tox Title Liens	
Other Statutory Expenditures	2,500.00	4a Commercial 7 5.16 3,107,100.00		Foreclosed Property	
CETA And Other Public Employment Programs		Total 2028 59,978,200.00		Emergencies & Other Deferred Charges	
MUNICIPAL FUNCTIONS TOTAL	1,600,631.11	Land Area 1.91 Sq. Miles		State and Federal Aid Receivable	
CAPITAL IMPROVEMENTS * MEMO *	32,500.00	Net Valuation Taxable-Municipal	60,582,866	Other Receivables	
DEBT SERVICE		Net Valuation Taxable-County	110,076,420	Total	
Principal Payments	97,600.00	State Equalized Valuation	125,014,954	LIABILITIES, RESERVES, AND SURPLUS	
Interest Payments	72,339.83	State Equalization Ratio	48.21	Cash Liabilities	
DEFERRED CHARGES	44.00			Reserves for Receivables	
SCHOOL, COUNTY, SPECIAL DISTRICT TAXES	2,527,938.80			Surplus Dec. 31, 1989	
RESERVE FOR UNCOLLECTED TAXES	353,744.00			Total	
EXPENDITURES TOTAL	4,664,375.59				

0206
 Population 1980 21,464
 Population 1990 20,393
 S & P Rating
 Moody Rating

General Tax Rate Per \$100. 2.54
 State Equalized Tax Rate 1.31

CLIFFSIDE PARK BOROUGH - BERGEN CO.

Form of Government:

Borough Council

Number of Members on Governing Body - 6

PER CAPITA:
 Gross Debt 241.33
 Net Debt 241.33
 Debt Service 67.21
 Total Tax Levy 993.93
 Municipal Expenditures 599.62

PER CENT:
 Gross Debt .36
 Net Debt .36
 Tax Levy Collected 97.24
 Tax Levy Cancelled, Abated or Adjusted .23

EXPENDITURES		REVENUES-REALIZED		1989 PROPERTY TAX		
GENERAL GOVERNMENT				STATE EQUALIZED TAX RATE		
Governing Body & Public Boards	1,000.00	1989 Property Taxes Collected	19,729,103.74	Local District School Taxes	.55	
Municipal Clerk		1989 Payments in Lieu of Taxes		Regional & Consolidated School Tax		
Financial Administration	37,000.00	Delinquent Tax & Lien Collections	303,359.29	School Taxes in Municipal Budget		
Assessment of Taxes	443,510.00	Business Personalty Replacement Taxes	150,926.92	County Taxes	.22	
Collection of Taxes	174,000.00	Taxes from Public Utilities	647,973.00	Caunty Library Taxes		
Planning, Housing & Development	64,390.00	Other Miscellaneous Tax Revenues		Lacal Municipal Purpose Taxes	.54	
Human Resources	137,933.92	State Aid Revenues	251,526.15	Veteran & Senior Citizen Taxes		
Elections		Federal Aid Revenues		Total Taxes far Rate Computation	1.31	
General Administration (other)	1,017,615.00	State and Local Fiscal Assistance Act Utilized		Special District Taxes		
JUDICIARY		Sale of Acquired Property		Bank Corp. Taxes		
Municipal Courts	105,943.30	Other Miscellaneous Revenues	1,447,467.12	Added and Omitted Taxes	175,033.92	
PUBLIC SAFETY		Total	22,530,356.22	Total Taxes Levied - ABSTRACT	20,270,139.55	
Fire Protection	727,745.16	Prior Years Surplus Appropriated	1,750,000.00	Total Taxes Billed	20,283,063.04	
Police Protection	1,354,906.59	REVENUES TOTAL	24,280,356.22	1989 TAXES COLLECTED	19,729,103.74	
Civil Defense & Disaster Control	6,200.00	Reserve Far Uncollected Taxes	1,015,900.00	1989 Taxes Cancelled, Abated or Adjusted	47,009.69	
Environmental Inspection & Control	41,570.00	CAPITAL OUTLAY TOTAL		Transfer to Tax Title Liens or Foreclosed	127.46	
Other Public Safety			477,069.23	Balance Outstanding Dec. 31, 1989	511,825.15	
PUBLIC WORKS		CAPITAL DEBT AUTHORIZED, DECEMBER 31, 1989		PRIOR YEARS TAXES OUTSTANDING		
Streets and Drainage	654,000.00	Public Enterprises		Balance January 1, 1989	314,103.36	
Sewers and Sewage Processing	1,073,800.00	Recreation-Culture		Collected in 1989	303,003.25	
Garbage and Trash Disposal	1,376,000.00	Public Works		Cancelled, Abated or Adjusted 1989	1,217.68	
Public Buildings and Grounds	106,600.00	Buildings and Grounds	477,069.23	Transfers to Tax Title Liens or Foreclosed	9,816.63	
Other Public Works	45,000.00	Library and Education		Balance December 31, 1989	65.80	
HEALTH and WELFARE		Conservation		TAX TITLE LIENS OUTSTANDING		
Health Services Except Environmental	34,600.00	All Other		Balance January 1, 1989	726.00	
Welfare-Public Assistance	42,490.00	CAPITAL DEBT AUTHORIZED, DECEMBER 31, 1989		Transfer From Taxes	11,267.22	
RECREATION and CONSERVATION		ISSUED AND UNISSUED	GROSS DEBT	Redeemed in 1989	356.04	
Beaches and Boardwalks		School		Cancelled, Abated or Adjusted (1989)		
Parks, Playgrounds, Shade Trees	75,500.00	Self-Liquidating		Transfers to Foreclosed Property		
Land Reclamation & Conservation		Other	4,922,375	Balance December 31, 1989	11,637.13	
Other Recreational Services	90,650.00	Total	4,922,375	PROPERTY ACQUIRED BY DEED OR FORECLOSURE		
EDUCATION (excluding schools)		ISSUED AND OUTSTANDING		Balance January 1, 1989	31,661.78	
Libraries	334,240.00	School		Transfers From Taxes or Liens		
Other Educational Services		Self-Liquidating		Sale for Cash (1989)		
STATUTORY EXPENDITURES		Other	4,922,375.00	Cancelled, Abated or Adjusted (1989)		
Pensions & F. L. C. A.	705,630.07	Total	4,922,375.00	Balance December 31, 1989	31,661.78	
Employee Fringe Benefits	529,000.00	EQUALIZED VALUATION BASIS FOR NET DEBT COMPUTATION		CURRENT FINANCES DECEMBER 31, 1989		
Other Statutory Expenditures	1.00	REAL PROPERTY VALUATIONS		ASSETS		
CETA And Other Public Employment Programs		Code	Class	# of Parcels	% VAL'N	ASSESSED VALUATION
MUNICIPAL FUNCTIONS TOTAL		1	Vacant Land	152	.76	5,973,600.00
CAPITAL IMPROVEMENTS *MEMO*		2	Residential	5006	32.54	651,845,100.00
DEBT SERVICE		3	Farm			58,095,700.00
Principal Payments	993,895.00	4a	Commercial	240	7.30	4,916,800.00
Interest Payments	378,770.10	4b	Industrial	15	.62	68,947,700.00
DEFERRED CHARGES		4c	Apartments	135	8.73	789,778,900.00
SCHOOL, COUNTY, SPECIAL DISTRICT TAXES	11,890,911.63	Total		5548		
RESERVE FOR UNCOLLECTED TAXES	1,016,900.00	Land Area 1.00 Sq. Miles				
EXPENDITURES TOTAL		Net Valuation Taxable-Municipal		791,851,540		
	24,118,901.67	Net Valuation Taxable-County		1,433,225,988		
		State Equalized Valuation		1,529,395,982		
		State Equalization Ratio		51.71		
				LIABILITIES, RESERVES, AND SURPLUS		
				Cash Liabilities	1,795,167.94	
				Reserves for Receivables	565,243.58	
				Surplus Dec. 31, 1989	2,973,755.49	
				Total	5,334,167.01	

1502
 Population 1980 74,385
 Population 1990 71,742
 S & P Rating AA-
 Moody Rating AAA

General Tax Rate Per \$100. 6.91
 State Equalized Tax Rate 1.61

CLIFTON CITY - PASSAIC COUNTY
 Form of Government:
 Council-Manager (1923)
 Number of Members on Governing Body - 7

PER CAPITA:
 Grass Debt 590.26
 Net Debt 389.91
 Debt Service 75.04
 Total Tax Levy 1,175.41
 Municipal Expenditures 630.20

PER CENT:
 Grass Debt .91
 Net Debt .60
 Tax Levy Collected 97.60
 Tax Levy Cancelled, Abated or Adjusted .14

EXPENDITURES		REVENUES-REALIZED		1989 PROPERTY TAX	
GENERAL GOVERNMENT		REVENUES-REALIZED		STATE EQUALIZED TAX RATE	
Governing Body & Public Boards	183,225.00	1989 Property Taxes Collected	52,365,040.06	Local District School Taxes	.67 34,792,754.00
Municipal Clerk	209,375.00	1989 Payments in Lieu of Taxes	93,202.18	Regional & Consolidated School Tax	
Financial Administration	723,604.50	Delinquent Tax & Lien Collections	1,154,454.97	School Taxes in Municipal Budget	.01 769,187.00
Assessment of Taxes	237,420.00	Business Personalty Replacement Taxes	3,161,018.36	County Taxes	.43 22,463,679.39
Collection of Taxes		Taxes from Public Utilities	5,991,703.00	County Library Taxes	
Planning, Housing & Development	62,653.00	Other Miscellaneous Tax Revenues	902,404.79	Local Municipal Purpose Taxes	.50 26,002,470.67
Human Resources	191,139.04	Federal Aid Revenues		Veteran & Senior Citizen Taxes	726,550.00
Elections		State and Local Fiscal Assistance Act Utilized		Total Taxes for Rate Computation	1.61 84,754,641.06
General Administration (other)	2,716,993.00	Sale of Acquired Property	5,269,591.73	Special District Taxes	
JUDICIARY	409,919.00	Other Miscellaneous Revenues	98,937,420.14	Bank Corp. Taxes	
Municipal Courts		Total	98,937,420.14	Added and Omitted Taxes	298,241.75
PUBLIC SAFETY	6,247,318.82	Prior Years Surplus Appropriated	3,500,000.00	Total Taxes Levied - ABSTRACT	84,326,332.81
Fire Protection	6,923,859.90	REVENUES TOTAL	102,437,420.14	Total Taxes Billed	84,392,924.26
Police Protection	24,855.00	Reserve For Uncollected Taxes	1,550,000.00	1989 TAXES COLLECTED	82,365,040.06
Civil Defense & Disaster Control	401,718.00	CAPITAL OUTLAY TOTAL	2,691,155.29	1989 Taxes Cancelled, Abated or Adjusted	122,297.91
Environmental Inspection & Control		Public Enterprises		Transfer to Tax Title Liens or Foreclosed	198,809.80
Other Public Safety		Recreation-Culture	11,429.48	Balance Outstanding Dec. 31, 1989	1,706,776.49
PUBLIC WORKS	417,000.00	Public Works	842,499.69	PRIOR YEARS TAXES OUTSTANDING	
Streets and Drainage	3,395,000.00	Buildings and Grounds	149,496.98	Balance January 1, 1989	1,179,740.57
Sewers and Sewage Processing		Library and Education	1,664,999.23	Collected in 1989	976,352.21
Garbage and Trash Disposal		Conservation	22,729.91	Cancelled, Abated or Adjusted 1989	11,109.77
Public Buildings and Grounds		All Other		Transfers to Tax Title Liens or Foreclosed	122,541.68
Other Public Works	2,145,570.00	CAPITAL DEBT AUTHORIZED, DECEMBER 31, 1989		Balance December 31, 1989	69,736.91
HEALTH and WELFARE	712,121.00	ISSUED AND UNISSUED		TAX TITLE LIENS OUTSTANDING	
Health Services Except Environmental	50,000.00	School	10,459,275	Balance January 1, 1989	144,366.35
Welfare-Public Assistance		Self-Liquidating	31,837,422	Transfer From Taxes	348,814.31
Hospital, Clinics, First Aid		Other	42,346,697	Redeemed in 1989	178,102.76
Animal, Insect, & Radent Control		Total		Cancelled, Abated or Adjusted (1989)	606.23
Other Welfare Services		ISSUED AND OUTSTANDING		Transfers to Foreclosed Property	34,148.36
RECREATION and CONSERVATION	571,982.00	School	10,214,000.00	Balance December 31, 1989	280,323.31
Beaches and Boardwalks		Self-Liquidating	26,823,037.00	PROPERTY ACQUIRED BY DEED OR FORECLOSURE	
Parks, Playgrounds, Shade Trees	211,354.00	Other	37,037,037.00	Balance January 1, 1989	52,375.64
Land Reclamation & Conservation	111,315.00	EQUALIZED VALUATION BASIS FOR NET DEBT COMPUTATION	4,051,349,400	Transfers From Taxes or Liens	34,148.36
Other Recreational Services		REAL PROPERTY VALUATIONS		Sale for Cash (1989)	
EDUCATION (excluding schools)	1,563,411.00	Code Class # of Parcels % VAL'N ASSESSED VALUATION		Cancelled, Abated or Adjusted (1989)	606.23
Libraries		1 Vacant Land 528 1.29 15,679,200.00		Transfers to Foreclosed Property	34,148.36
Other Educational Services		2 Residential 20005 59.93 726,090,600.00		Balance December 31, 1989	86,524.00
STATUTORY EXPENDITURES	3,226,758.00	3 Form 3 64,900.00		CURRENT FINANCES DECEMBER 31, 1989	
Pensions & F. I. C. A.	1,790,000.00	4a Commercial 1132 16.08 194,824,800.00		ASSETS	
Employee Fringe Benefits		4b Industrial 284 19.64 238,009,600.00		Cash Dec. 31, 1989	17,827,477.44
Other Statutory Expenditures		4c Apartments 94 3.05 36,994,200.00		Taxes Receivable	1,776,513.40
CETA And Other Public Employment Programs		Total 22046 1,211,663,300.00		Tax Title Liens	280,323.31
MUNICIPAL FUNCTIONS TOTAL	37,537,537.16			Foreclosed Property	86,524.00
CAPITAL IMPROVEMENTS *MEMO*	150,500.00			Emergencies & Other Deferred Charges	332,600.00
DEBT SERVICE	2,917,640.00			State and Federal Aid Receivable	305,553.04
Principal Payments	2,465,585.00			Other Receivables	208,740.54
Interest Payments	931,440.00			Total	20,817,731.73
TYPE I SCHL DEBT *MEMO	731,011.89			LIABILITIES, RESERVES, AND SURPLUS	
DEFERRED CHARGES	58,025,620.39			Cash Liabilities	14,516,174.11
SCHOOL, COUNTY, SPECIAL DISTRICT TAXES	1,560,000.00			Reserves for Receivables	2,351,401.25
RESERVE FOR UNCOLLECTED TAXES	103,237,444.44			Surplus Dec. 31, 1989	3,950,156.37
EXPENDITURES TOTAL				Total	20,817,731.73

Population 1980 1,910
 Population 1990 2,054
 S & P Rating
 Moody Rating 3AA1

General Tax Rate Per \$100. 2.54
 State Equalized Tax Rate 1.95

CLINTON TOWN - HUNTERDON COUNTY

Form of Government:

Town Council

Number of Members on Governing Body - 7

PER CAPITA:
 Gross Debt 5,391.78
 Net Debt 2,197.09
 Debt Service 46.31
 Total Tax Levy 1,565.82
 Municipal Expenditures 769.86

PER CENT:
 Gross Debt 7.14
 Net Debt 2.91
 Tax Levy Collected 90.28
 Tax Levy Cancelled, Abated or Adjusted .03

EXPENDITURES		REVENUES-REALIZED		1989 PROPERTY TAX	
GENERAL GOVERNMENT		REVENUES-REALIZED		STATE EQUALIZED TAX RATE	
Governing Body & Public Boards		1989 Property Taxes Collected	2,913,555.50	Local District School Taxes	.52 854,998.56
Municipal Clerk		1989 Payments in Lieu of Taxes		Regional & Consolidated School Tax	.51 848,899.06
Financial Administration	13,232.00	Delinquent Tax & Lien Collections	145,030.69	School Taxes in Municipal Budget	
Assessment of Taxes	62,750.00	Business Personalty Replacement Taxes	42,364.16	County Taxes	.35 574,876.84
Collection of Taxes	11,025.00	Taxes from Public Utilities	82,084.00	Caunity Library Taxes	.02 37,605.98
Planning, Housing & Development	22,835.00	Other Miscellaneous Tax Revenues		Local Municipal Purpose Taxes	.54 897,690.20
Human Resources	35,002.00	State Aid Revenues	15,382.49	Veteron & Senior Citizen Taxes	9,100.00
Elections		Federal Aid Revenues		Total Taxes for Rate Computation	1.94 3,223,170.64
General Administration (other)	19,003.53	State and Local Fiscal Assistance Act Utilized		Special District Taxes	
JUDICIARY		Sale of Acquired Property		Bank Corp. Taxes	
Municipal Courts	46,100.00	Other Miscellaneous Revenues	329,171.49	Added and Omitted Taxes	2,127.93
PUBLIC SAFETY		Total	3,526,588.33	Total Taxes Levied - ABSTRACT	3,215,198.57
Fire Protection	19,500.60	Prior Years Surplus Appropriated	250,000.00	Total Taxes Billed	3,227,136.80
Police Protection	207,749.00	REVENUES TOTAL	3,776,588.33	1989 TAXES COLLECTED	
Civil Defense & Disaster Control	1,500.00	Reserve For Uncollected Taxes	223,143.53	1989 Taxes Cancelled, Abated or Adjusted	1,120.14
Environmental Inspection & Control	20,201.00	CAPITAL OUTLAY TOTAL	582,439.72	Transfer to Tax Title Liens or Foreclosed	
Other Public Safety		Public Enterprises	474,343.53	Balance Outstanding Dec. 31, 1989	312,460.86
PUBLIC WORKS		Recreation-Culture		PRIOR YEARS TAXES OUTSTANDING	
Streets and Drainage	134,980.00	Public Works	53,881.73	Balance January 1, 1989	145,049.71
Sewers and Sewage Processing		Buildings and Grounds	43,704.61	Collected in 1989	145,030.69
Garbage and Trash Disposal	239,999.50	Library and Education		Cancelled, Abated or Adjusted 1989	
Public Buildings and Grounds	36,977.40	Conservation		Transfers to Tax Title Liens or Foreclosed	
Other Public Works	3,730.00	All Other		Balance December 31, 1989	19.02
HEALTH and WELFARE		CAPITAL DEBT AUTHORIZED, DECEMBER 31, 1989		TAX TITLE LIENS OUTSTANDING	
Health Services Except Environmental	2,900.00	ISSUED AND UNISSUED	GROSS DEBT	NET DEBT	
Welfare-Public Assistance	3,775.00	School	149,224		Balance January 1, 1989
Hospital, Clinics, First Aid		Self-Liquidating	10,134,000	3,721,315	Transfer From Taxes
Animal, Insect, & Rodent Control		Other	791,500	791,500	Redeemed in 1989
Other Welfare Services		Total	11,074,724	4,512,815	Cancelled, Abated or Adjusted (1989)
RECREATION and CONSERVATION		ISSUED AND OUTSTANDING			Transfers to Foreclosed Property
Beaches and Boardwalks		School	52,439.42		Balance December 31, 1989
Parks, Playgrounds, Shade Trees	11,230.00	Self-Liquidating	2,134,000.00		PROPERTY ACQUIRED BY DEED OR FORECLOSURE
Land Reclamation & Conservation	16,372.00	Other	791,000.00		Balance January 1, 1989
Other Recreational Services		Total	2,927,439.42		Transfers From Taxes or Liens
EDUCATION (excluding schools)		EQUALIZED VALUATION BASIS FOR NET DEBT COMPUTATION			Sole for Cash (1989)
Libraries	1,000.00	REAL PROPERTY VALUATIONS	155,023,721		Cancelled, Abated or Adjusted (1989)
Other Educational Services	1,000.00	Code Class # of Parcels % VAL'N ASSESSED VALUATION			Balance December 31, 1989
STATUTORY EXPENDITURES		1 Vacant Land 52 2.33 3,008,100.00			CURRENT FINANCES DECEMBER 31, 1989
Pensions & F. L. C. A.	53,355.00	2 Residential 531 59.54 75,317,800.00			ASSETS
Employee Fringe Benefits	39,200.68	3 Farm 7 .24 311,300.00			Cash Dec. 31, 1989
Other Statutory Expenditures	2,000.00	4a Commercial 114 33.15 41,933,700.00			Taxes Receivable
CETA And Other Public Employment Programs		4b Industrial			Tax Title Liens
MUNICIPAL FUNCTIONS TOTAL	1,242,033.73	4c Apartments 10 4.63 5,220,900.00			Fareclosed Property
CAPITAL IMPROVEMENTS *MEMO*	74,000.00	Total 714 76.85 125,496,700.00			Emergencies & Other Deferred Charges
DEBT SERVICE		Land Area 1.30 Sq. Miles			State and Federal Aid Receivable
Principal Payments	52,000.00	Net Valuation Taxable-Municipal	125,953,253		Other Receivables
Interest Payments	35,114.64	Net Valuation Taxable-County	155,733,191		Total
DEFERRED CHARGES		State Equalized Valuation	165,117,083		934,431.47
SCHOOL, COUNTY, SPECIAL DISTRICT TAXES	2,318,330.44	State Equalization Ratio	76.85		LIABILITIES, RESERVES, AND SURPLUS
RESERVE FOR UNCOLLECTED TAXES	223,143.53				Cash Liabilities
EXPENDITURES TOTAL	3,397,672.14				Reserves for Receivables
					Surplus Dec. 31, 1989
					Total

1006

Population 1980 7,345
 Population 1990 10,816
 S & P Rating
 Moody Rating

General Tax Rate Per \$100. 3.34
 State Equalized Tax Rate 1.53

CLINTON TOWNSHIP - HUNTERDON CO.
 Form of Government:
 Small Municipality Plan C (OMCL 50)
 Number of Members on Governing Body - 5

PER CAPITA:
 Gross Debt 954.40
 Net Debt 677.88
 Debt Service 54.40
 Total Tax Levy 1,715.88
 Municipal Expenditures 448.70

PER CENT:
 Gross Debt 1.00
 Net Debt .71
 Tax Levy Collected 97.16
 Tax Levy Cancelled, Abated or Adjusted .09

EXPENDITURES	REVENUES-REALIZED	1989 PROPERTY TAX	
GENERAL GOVERNMENT		STATE EQUALIZED TAX RATE	
Governing Body & Public Boards		Local District School Taxes .60	7,095,118.00
Municipal Clerk 70,725.00	1989 Property Taxes Collected 18,081,241.83	Regional & Consolidated School Tax .41	4,884,030.65
Financial Administration 57,900.00	1989 Payments in Lieu of Taxes	School Taxes in Municipal Budget	
Assessment of Taxes 8,000.00	Delinquent Tax & Lien Collections 419,813.25	County Taxes .32	3,797,282.58
Collection of Taxes 111,543.47	Business Personalty Replacement Taxes 100,233.04	Caunty Library Taxes .02	248,650.39
Planning, Hausing & Development 149,000.00	Taxes from Public Utilities 610,209.00	Local Municipal Purpose Taxes .18	2,083,236.34
Human Resources 178,621.76	Other Miscellaneous Tax Revenues	Veteran & Senior Citizen Taxes	46,500.00
Elections	State Aid Revenues 110,538.56	Total Taxes for Rate Computation 1.53	18,154,817.96
General Administration (other) 508,157.82	Federal Aid Revenues	Special District Taxes	
JUDICIARY	State and Local Fiscal Assistance Act Utilized	Bank Corp. Taxes	
Municipal Courts 93,152.41	Sale of Acquired Property	Added and Omitted Taxes	450,610.81
PUBLIC SAFETY	Other Miscellaneous Revenues 1,154,830.19	Total Taxes Levied - ABSTRACT	18,558,928.77
Fire Protection 112,716.00	Total 20,476,865.87	Total Taxes Billed	18,608,878.41
Palice Protection 825,390.03	Prior Years Surplus Appropriated 1,000,000.00	1989 TAXES COLLECTED	18,081,241.83
Civil Defense & Disaster Control 2,000.00	REVENUES TOTAL 21,476,865.37	1989 Taxes Cancelled, Abated or Adjusted	16,430.11
Environmental Inspection & Control 182,461.00	Reserve For Uncollected Taxes 860,286.31	Transfer to Tax Title Liens or Foreclosed	52,459.71
Other Public Safety	CAPITAL OUTLAY TOTAL 1,956,199.77	Balance Outstanding Dec. 31, 1989	458,746.76
PUBLIC WORKS		PRIOR YEARS TAXES OUTSTANDING	
Streets and Drainage 429,759.80	Public Enterprises	Balance January 1, 1989	472,157.79
Sewers and Sewage Processing	Recreation-Culture 13,050.73	Collected in 1989	416,606.59
Garbage and Trash Disposal 17,604.00	Public Works 419,159.18	Cancelled, Abated or Adjusted 1989	18,588.60
Public Buildings and Grounds 60,385.00	Buildings and Grounds 1,523,959.86	Transfers to Tax Title Liens or Foreclosed	36,659.54
Other Public Works	Library and Education	Balance December 31, 1989	303.06
HEALTH and WELFARE	Conservation	TAX TITLE LIENS OUTSTANDING	
Health Services Except Environmental 73,375.00	All Other	Balance January 1, 1989	41,025.50
Welfare-Public Assistance 12,800.00		Transfer From Taxes	97,812.89
Hospital, Clinics, First Aid	CAPITAL DEBT AUTHORIZED, DECEMBER 31, 1989	Redeemed in 1989	3,206.66
Animal, Insect, & Rodent Control	ISSUED AND UNISSUED	Cancelled, Abated or Adjusted (1989)	
Other Welfare Services	School 2,990,803	Transfers to Foreclosed Property	
RECREATION and CONSERVATION	Self-Liquidating 7,332,000	Balance December 31, 1989	135,631.73
Beaches and Boardwalks	Other 10,322,303	PROPERTY ACQUIRED BY DEED OR FORECLOSURE	
Parks, Playgrounds, Shade Trees		Balance January 1, 1989	48,100.00
Land Reclamation & Conservation 4,175.00	ISSUED AND OUTSTANDING	Transfers From Taxes or Liens	
Other Recreational Services 55,022.53	School 2,412,983.81	Sale for Cash (1989)	
EDUCATION (excluding schools)	Self-Liquidating	Cancelled, Abated or Adjusted (1989)	
Libraries	Other 5,959,800.00	Balance December 31, 1989	48,100.00
Other Educational Services 500.00	Total 8,372,683.81	CURRENT FINANCES DECEMBER 31, 1989	
STATUTORY EXPENDITURES	EQUALIZED VALUATION BASIS FOR NET DEBT COMPUTATION 1,032,426,399	ASSETS	
Pensions & F. L. C. A. 194,837.14	REAL PROPERTY VALUATIONS	Cash Dec. 31, 1989	7,426,523.08
Employee Fringe Benefits 156,000.00	Code Class # of Parcels % VAL'N	Taxes Receivable	459,049.82
Other Statutory Expenditures 9,000.00	1 Vacant Land 346 2.54	Tax Title Liens	135,631.73
CETA And Other Public Employment Programs	2 Residential 3141 62.92	Foreclosed Property	48,100.00
MUNICIPAL FUNCTIONS TOTAL 3,313,155.06	3 Farm 404 3.64	Emergencies & Other Deferred Charges	179,780.31
CAPITAL IMPROVEMENTS * MEMO * 54,450.00	4a Commercial 230 28.73	State and Federal Aid Receivable	
DEBT SERVICE	4b Industrial 7 2.03	Other Receivables	198,614.95
Principal Payments 273,754.22	4c Apartments 3 .14	Total	8,447,699.89
Interest Payments 314,570.03	Total 4131	LIABILITIES, RESERVES, AND SURPLUS	
DEFERRED CHARGES 21,339.02	Land Area 30.06 Sq. Miles	Cash Liabilities	5,362,048.40
SCHOOL, COUNTY, SPECIAL DISTRICT TAXES 16,025,051.62	Net Valuation Taxable-Municipal 543,616,461	Reserves for Receivables	841,396.50
RESERVE FOR UNCOLLECTED TAXES 360,266.91	Net Valuation Taxable-County 1,100,218,783	Surplus Dec. 31, 1989	2,244,254.99
EXPENDITURES TOTAL 20,879,266.75	State Equalized Valuation 1,182,177,436	Total	8,447,699.89
	State Equalization Ratio 45.92		

Population 1980 8,164
 Population 1990 3,094
 S & P Rating A
 Moody Rating A1

General Tax Rate Per \$100. 4.00
 State Equalized Tax Rate 1.55

CLOSTER BOROUGH - BERGEN COUNTY

Form of Government:

Borough Council

Number of Members on Governing Body - 6

PER CAPITA:

Gross Debt 812.65
 Net Debt 793.45
 Debt Service 112.15
 Total Tax Levy 1,727.05
 Municipal Expenditures 773.47

PER CENT:

Gross Debt .63
 Net Debt .52
 Tax Levy Collected 97.59
 Tax Levy Cancelled, Abated or Adjusted .09

EXPENDITURES	REVENUES-REALIZED	1989 PROPERTY TAX	
GENERAL GOVERNMENT		STATE EQUALIZED TAX RATE 5.58	
Governing Body & Public Boards		Local District School Taxes	5,162,500.00
Municipal Clerk	141,500.00	Regional & Consolidated School Tax	3,120,930.25
Financial Administration	165,005.00	School Taxes in Municipal Budget	
Assessment of Taxes	47,674.00	County Taxes	1,977,035.50
Collection of Taxes	5,500.00	County Library Taxes	
Planning, Housing & Development	47,155.00	Local Municipal Purpose Taxes	3,596,275.00
Human Resources	2,339.00	Veteran & Senior Citizen Taxes	68,950.00
Elections	65,555.00	Total Taxes for Rate Computation	13,929,690.75
General Administration (other)	355,055.00	Special District Taxes	
JUDICIARY		Bank Corp. Taxes	
Municipal Courts	57,976.00	Added and Omitted Taxes	118,096.00
PUBLIC SAFETY		Total Taxes Levied - ABSTRACT	13,978,836.75
Fire Protection	151,633.00	Total Taxes Billed	13,998,394.00
Police Protection	1,137,532.00	1989 TAXES COLLECTED	13,675,203.00
Civil Defense & Disaster Control		1989 Taxes Cancelled, Abated or Adjusted	12,785.00
Environmental Inspection & Control	40,463.00	Transfer to Tax Title Liens or Foreclosed	
Other Public Safety		Balance Outstanding Dec. 31, 1989	310,396.00
PUBLIC WORKS		PRIOR YEARS TAXES OUTSTANDING	
Streets and Drainage	455,214.00	Balance January 1, 1989	291,225.00
Sewers and Sewage Processing	337,700.00	Collected in 1989	291,225.00
Garbage and Trash Disposal	761,690.00	Cancelled, Abated or Adjusted 1989	
Public Buildings and Grounds	40,000.00	Transfers to Tax Title Liens or Foreclosed	
Other Public Works	70,190.00	Balance December 31, 1989	
HEALTH and WELFARE		TAX TITLE LIENS OUTSTANDING	
Health Services Except Environmental	75,849.00	Balance January 1, 1989	
Welfare-Public Assistance	2,396.00	Transfer From Taxes	
Hospital, Clinics, First Aid	2,000.00	Redeemed in 1989	
Animal, Insect, & Rodent Control		Cancelled, Abated or Adjusted (1989)	
Other Welfare Services		Transfers to Foreclosed Property	
RECREATION and CONSERVATION		Balance December 31, 1989	
Beaches and Boardwalks		PROPERTY ACQUIRED BY DEED OR FORECLOSURE	
Parks, Playgrounds, Shade Trees	17,400.00	Balance January 1, 1989	130,531.00
Land Reclamation & Conservation	24,000.00	Transfers From Taxes or Liens	
Other Recreational Services	63,473.00	Sale for Cash (1989)	
EDUCATION (excluding schools)		Cancelled, Abated or Adjusted (1989)	
Libraries	192,425.00	Balance December 31, 1989	130,531.00
Other Educational Services	500.00	CURRENT FINANCES DECEMBER 31, 1989	
STATUTORY EXPENDITURES		ASSETS	
Pensions & F. I. C. A.	337,949.00	Cash Dec. 31, 1989	1,735,907.00
Employee Fringe Benefits	270,000.00	Taxes Receivable	310,396.00
Other Statutory Expenditures	11,500.00	Tax Title Liens	
CETA And Other Public Employment Programs		Foreclosed Property	130,531.00
MUNICIPAL FUNCTIONS	4,901,793.00	Emergencies & Other Deferred Charges	21,800.00
CAPITAL IMPROVEMENTS		State and Federal Aid Receivable	968.00
DEBT SERVICE		Other Receivables	16,127.00
Principal Payments	544,532.00	Total	2,215,729.00
Interest Payments	363,196.00	LIABILITIES, RESERVES, AND SURPLUS	
DEFERRED CHARGES	29,102.00	Cash Liabilities	747,418.00
SCHOOL, COUNTY, SPECIAL DISTRICT TAXES	10,262,465.75	Reserves for Receivables	457,054.00
RESERVE FOR UNCOLLECTED TAXES	462,273.00	Surplus Dec. 31, 1989	1,011,257.00
EXPENDITURES	TOTAL	Total	2,215,729.00
	16,563,411.75		
		REVENUES	
		1989 Property Taxes Collected	13,675,203.00
		1989 Payments in Lieu of Taxes	
		Delinquent Tax & Lien Collections	291,225.00
		Business Personalty Replacement Taxes	94,024.00
		Taxes from Public Utilities	1,180,284.00
		Other Miscellaneous Tax Revenues	
		State Aid Revenues	75,916.00
		Federal Aid Revenues	
		State and Local Fiscal Assistance Act Utilized	
		Sale of Acquired Property	
		Other Miscellaneous Revenues	656,519.00
		Total	15,773,171.00
		Prior Years Surplus Appropriated	575,000.00
		REVENUES	TOTAL
		15,543,171.00	15,543,171.00
		Reserve For Uncollected Taxes	462,273.00
		CAPITAL OUTLAY	TOTAL
		537,920.00	537,920.00
		Public Enterprises	
		Recreation-Culture	5,744.00
		Public Works	92,122.00
		Buildings and Grounds	490,054.00
		Library and Education	
		Conservation	
		All Other	
		CAPITAL DEBT AUTHORIZED, DECEMBER 31, 1989	
		ISSUED AND UNISSUED	GROSS DEBT
		School	
		Self-Liquidating	
		Other	6,577,551
		Total	6,577,551
		NET DEBT	6,462,665
		ISSUED AND OUTSTANDING	
		School	
		Self-Liquidating	
		Other	5,569,218.00
		Total	5,569,218.00
		EQUALIZED VALUATION BASIS FOR NET DEBT COMPUTATION	790,983,593
		REAL PROPERTY VALUATIONS	
		Code Class # of Parcels % VAL'N	ASSESSED VALUATION
		1 Vacant Land 151 2.54	8,727,200.00
		2 Residential 2617 84.64	290,833,400.00
		3 Farm 7 .15	494,700.00
		4a Commercial 106 11.09	38,091,800.00
		4b Industrial 6 1.57	5,386,200.00
		4c Apartments 1 .02	80,600.00
		Total 2888	343,613,900.00
		Land Area 3.17 Sq. Miles	
		Net Valuation Taxable-Municipal	347,007,193
		Net Valuation Taxable-County	835,975,553
		State Equalized Valuation	897,401,268
		State Equalization Ratio	38.87

Population 1980 15,835
 Population 1990 15,229
 S & P Rating
 Moody Rating A

General Tax Rate Per \$100. 4.39
 State Equalized Tax Rate 2.62

COLLINGSWOOD BOROUGH - CAMDEN CO.

Form of Government:
 Commission (1911)

Number of Members on Governing Body - 3

PER CAPITA: Gross Debt 323.40 PER CENT: Gross Debt 1.27
 Net Debt 176.00 Net Debt .69
 Debt Service 16.66 Tax Levy Collected 97.74
 Total Tax Levy 762.73 Tax Levy Cancelled, Abated
 Municipal Expenditures 319.33 or Adjusted .08

EXPENDITURES	REVENUES-REALIZED	1989 PROPERTY TAX
GENERAL GOVERNMENT		STATE EQUALIZED TAX RATE
Governing Body & Public Boards	1989 Property Taxes Collected 11,399,545.34	Local District School Taxes 1.13 5,043,513.45
Municipal Clerk	1989 Payments in Lieu of Taxes 271,449.21	Regional & Consolidated School Tax
Financial Administration 25,372.00	Delinquent Tax & Lien Collections 115,852.16	School Taxes in Municipal Budget
Assessment of Taxes 18,633.63	Business Personalty Replacement Taxes 652,270.00	County Taxes .88 3,892,990.20
Collection of Taxes 63,831.07	Other Miscellaneous Tax Revenues	County Library Taxes
Planning, Housing & Development 9,650.10	State Aid Revenues 231,105.24	Local Municipal Purpose Taxes .61 2,707,500.00
Human Resources 27,753.23	Federal Aid Revenues	Veteran & Senior Citizen Taxes 174,500.00
Elections 39,500.25	State and Local Fiscal Assistance Act Utilized	Total Taxes for Rate Computation 2.62 11,818,503.65
General Administration (other) 283,263.75	Sale of Acquired Property	Special District Taxes
JUDICIARY	Other Miscellaneous Revenues 638,543.22	Bank Corp. Taxes
Municipal Courts 56,313.55	Total 13,319,765.17	Added and Omitted Taxes 17,409.64
PUBLIC SAFETY	Prior Years Surplus Appropriated 676,000.00	Total Taxes Levied - ABSTRACT 11,661,413.29
Fire Protection 382,300.30	REVENUES TOTAL 13,994,765.17	Total Taxes Billed 11,662,601.87
Police Protection 1,054,721.44	Reserve For Uncollected Taxes 397,722.73	1989 TAXES COLLECTED 11,399,545.34
Civil Defense & Disaster Control 250.00	CAPITAL OUTLAY TOTAL 76,539.35	1989 Taxes Cancelled, Abated or Adjusted 8,878.60
Environmental Inspection & Control 69,534.07	Public Enterprises 23,799.40	Transfer to Tax Title Liens or Foreclosed 7,719.38
Other Public Safety	Recreation-Culture 17,008.35	Balance Outstanding Dec. 31, 1989 246,458.55
PUBLIC WORKS	Buildings and Grounds 35,732.10	PRIOR YEARS TAXES OUTSTANDING
Streets and Drainage 412,360.00	Library and Education	Balance January 1, 1989 271,906.48
Sewers and Sewage Processing 1,312.00	Conservation	Collected in 1989 268,818.65
Garbage and Trash Disposal 739,425.00	All Other	Cancelled, Abated or Adjusted 1989 1,365.72
Public Buildings and Grounds 39,233.00		Transfers to Tax Title Liens or Foreclosed 42.11
Other Public Works		Balance December 31, 1989 1,680.00
HEALTH and WELFARE		TAX TITLE LIENS OUTSTANDING
Health Services Except Environmental 225.00		Balance January 1, 1989 21,224.09
Welfare-Public Assistance 13,453.02		Transfer From Taxes 7,795.17
Hospital, Clinics, First Aid 2,000.00		Redeemed in 1989 2,630.56
Animal, Insect, & Rodent Control		Cancelled, Abated or Adjusted (1989) 399.88
Other Welfare Services		Transfers to Foreclosed Property
RECREATION and CONSERVATION		Balance December 31, 1989 25,988.82
Beaches and Boardwalks 52,907.67		PROPERTY ACQUIRED BY DEED OR FORECLOSURE
Parks, Playgrounds, Shade Trees 250.00		Balance January 1, 1989 27,050.00
Land Reclamation & Conservation 63,836.00		Transfers From Taxes or Liens
Other Recreational Services		Sale for Cash (1989)
EDUCATION (excluding schools)		Cancelled, Abated or Adjusted (1989)
Libraries 207,749.50		Balance December 31, 1989 27,050.00
Other Educational Services 10,050.00		CURRENT FINANCES DECEMBER 31, 1989
STATUTORY EXPENDITURES		ASSETS
Pensions & F. I. C. A. 351,530.00		Cash Dec. 31, 1989 1,032,866.04
Employee Fringe Benefits 243,525.48		Taxes Receivable 248,138.55
Other Statutory Expenditures		Tax Title Liens 25,988.82
CETA And Other Public Employment Programs		Fareclosed Property 27,050.00
MUNICIPAL FUNCTIONS TOTAL 4,227,340.03		Emergencies & Other Deferred Charges 1,476.48
CAPITAL IMPROVEMENTS * MEMO * 2,000.00		State and Federal Aid Receivable 6,700.00
DEBT SERVICE		Other Receivables 150,584.37
Principal Payments 150,000.00		Total 1,492,804.26
Interest Payments 104,652.00		LIABILITIES, RESERVES, AND SURPLUS
DEFERRED CHARGES 1,948.77		Cash Liabilities 334,676.07
SCHOOL, COUNTY, SPECIAL DISTRICT TAXES 8,936,503.65		Reserves for Receivables 423,066.37
RESERVE FOR UNCOLLECTED TAXES 397,722.73		Surplus Dec. 31, 1989 735,061.82
EXPENDITURES TOTAL 13,813,677.23		Total 1,492,804.26
	EQUALIZED VALUATION BASIS FOR NET DEBT COMPUTATION 388,087,500	
	REAL PROPERTY VALUATIONS	
	Code Class # of Parcels % VAL'N ASSESSED VALUATION	
	1 Vacant Land 146 .72 1,863,350.00	
	2 Residential 3950 75.21 195,037,900.00	
	3 Farm 36,921,650.00	
	4a Commercial 359 14.24	
	4b Industrial 25,492,100.00	
	4c Apartments 40 9.83	
	Total 4495 259,315,000.00	
	Land Area 1.86 Sq. Miles	
	Net Valuation Taxable-Municipal 265,205,879	
	Net Valuation Taxable-County 392,172,557	
	State Equalized Valuation 440,910,171	
	State Equalization Ratio 59.61	

1309
 Population 1980 7,383
 Population 1990 3,359
 S & P Rating
 Moody Rating

General Tax Rate Per \$100. 1.21
 State Equalized Tax Rate 1.25

COLTS NECK TOWNSHIP - MONMOUTH CO.

Form of Government:
 Township Committee

Number of Members on Governing Body - 5

PER CAPITA:
 Gross Debt 931.76
 Net Debt 453.18
 Debt Service 23.14
 Total Tax Levy 1,298.89
 Municipal Expenditures 442.41

PER CENT:
 Gross Debt 1.02
 Net Debt .50
 Tax Levy Collected 96.39
 Tax Levy Cancelled, Abated or Adjusted

EXPENDITURES		REVENUES-REALIZED		1989 PROPERTY TAX		
GENERAL GOVERNMENT		REVENUES-REALIZED		STATE EQUALIZED TAX RATE		
Governing Body & Public Boards		1989 Property Taxes Collected	10,715,622.31	Local District School Taxes	.49	
Municipal Clerk		1989 Payments in Lieu of Taxes		Regional & Consolidated Schaal Tax	.25	
Financial Administration	32,455.00	Delinquent Tax & Lien Collections	311,951.52	Schaal Taxes in Municipal Budget		
Assessment of Taxes	39,125.00	Business Personality Replacement Taxes	62,268.72	County Taxes	.39	
Collection of Taxes	62,710.00	Taxes from Public Utilities	1,134,663.00	County Library Taxes	.01	
Planning, Housing & Development	92,470.00	Other Miscellaneous Tax Revenues		Local Municipal Purpose Taxes	.10	
Human Resources	29,528.44	State Aid Revenues	52,850.15	Veteran & Senior Citizen Taxes		
Elections	2,450.00	Federal Aid Revenues		Total Taxes for Rate Computation	1.24	
General Administration (other)	693,459.00	State and Local Fiscal Assistance Act Utilized		Special District Taxes		
JUDICIARY		Sale of Acquired Property		Bank Corp. Taxes		
Municipal Courts	114,333.34	Other Miscellaneous Revenues	2,791,391.63	Added and Omitted Taxes	134,722.65	
PUBLIC SAFETY		Total	15,068,747.34	Total Taxes Levied - ABSTRACT	11,117,225.96	
Fire Protection	115,789.40	Prior Years Surplus Appropriated	382,000.00	Total Taxes Billed	11,117,225.96	
Police Protection	763,723.14	REVENUES TOTAL	15,950,747.34	1989 TAXES COLLECTED	10,715,622.31	
Civil Defense & Disaster Control	500.00	Reserve For Uncollected Taxes	427,839.74	1989 Taxes Cancelled, Abated or Adjusted		
Environmental Inspection & Control	65,632.15	CAPITAL OUTLAY TOTAL		Transfer to Tax Title Liens or Foreclosed		
Other Public Safety		Public Enterprises	653,178.59	Balance Outstanding Dec. 31, 1989	401,603.65	
PUBLIC WORKS		Recreation-Culture		PRIOR YEARS TAXES OUTSTANDING		
Streets and Drainage	575,735.52	Public Works	330,374.35	Balance January 1, 1989	336,004.99	
Sewers and Sewage Processing		Buildings and Grounds	322,804.24	Collected in 1989	306,999.71	
Garbage and Trash Disposal		Library and Education		Cancelled, Abated or Adjusted 1989		
Public Buildings and Grounds	7,442.00	Conservation		Transfers to Tax Title Liens or Foreclosed		
Other Public Works		All Other		Balance December 31, 1989	27,000.19	
HEALTH and WELFARE		CAPITAL DEBT AUTHORIZED, DECEMBER 31, 1989		TAX TITLE LIENS OUTSTANDING		
Health Services Except Environmental	61,510.70	ISSUED AND UNISSUED	GROSS DEBT	NET DEBT		
Welfare-Public Assistance	22,770.00	Schaal	4,096,157			
Hospital, Clinics, First Aid		Self-Liquidating	3,878,739	3,878,739		
Animal, Insect, & Rabid Control		Other	7,974,945	3,878,739		
Other Welfare Services		Total				
RECREATION and CONSERVATION		ISSUED AND OUTSTANDING				
Beaches and Boardwalks		Schaal	4,096,157.01			
Parks, Playgrounds, Shade Trees	15,145.00	Self-Liquidating				
Land Reclamation & Conservation	47,170.00	Other	3,457,418.00			
Other Recreational Services	114,036.00	Total	7,554,575.01			
EDUCATION (excluding schaal)		EQUALIZED VALUATION BASIS				
Libraries	14,330.00	FOR NET DEBT COMPUTATION	773,931,569			
Other Educational Services		REAL PROPERTY VALUATIONS		CURRENT FINANCES DECEMBER 31, 1989		
STATUTORY EXPENDITURES		Code	Class	# of Parcels	% VAL'N	ASSESSED VALUATION
Pensions & F. L. C. A.	171,654.00	1	Vacant Land	264	3.73	33,733,400.00
Employee Fringe Benefits		2	Residential	2049	77.99	704,551,700.00
Other Statutory Expenditures		3	Farm	615	13.55	122,332,700.00
CETA And Other Public Employment Programs		4a	Commercial	61	4.73	42,741,500.00
MUNICIPAL FUNCTIONS TOTAL		4b	Industrial			
CAPITAL IMPROVEMENTS * * * * *		4c	Apartments			
DEBT SERVICE		Total	2939			903,357,300.00
Principal Payments	37,000.00	Land Area	31.70	Sq. Miles		
Interest Payments	163,031.90	Net Valuation Taxable-Municipal				907,846,415
DEFERRED CHARGES		Net Valuation Taxable-County				624,051,341
SCHOOL, COUNTY, SPECIAL DISTRICT TAXES	10,122,775.31	State Equalized Valuation				682,046,120
RESERVE FOR UNCOLLECTED TAXES	427,332.04	State Equalization Ratio				102.74
EXPENDITURES TOTAL	13,909,725.63			LIABILITIES, RESERVES, AND SURPLUS		
				Cash Liabilities	2,536,883.21	
				Reserves for Receivables	606,226.41	
				Surplus Dec. 31, 1989	2,552,301.68	
				Total	5,754,911.30	

Population 1980 4,674
 Population 1990 5,025
 S & P Rating
 Moody Rating

General Tax Rate Per \$100. 2.64
 State Equalized Tax Rate 2.80

COMMERCIAL TWP. - CUMBERLAND CO.

Form of Government:

Township Committee

Number of Members on Governing Body - 3

PER CAPITA:

Gross Debt 103.51
 Net Debt 88.19
 Debt Service 13.48
 Total Tax Levy 589.11
 Municipal Expenditures 289.79

PER CENT:

Gross Debt .64
 Net Debt .55
 Tax Levy Collected 80.47
 Tax Levy Cancelled, Abated or Adjusted 1.24

EXPENDITURES		REVENUES-REALIZED		1989 PROPERTY TAX		
GENERAL GOVERNMENT				STATE EQUALIZED TAX RATE		
Governing Body & Public Boards		1989 Property Taxes Collected	2,422,911.00	Local District School Taxes	1.24	
Municipal Clerk	5,000.00	1989 Payments in Lieu of Taxes		Regional & Consolidated School Tax		
Financial Administration	52,257.00	Delinquent Tax & Lien Collections	310,107.00	School Taxes in Municipal Budget		
Assessment of Taxes	17,649.00	Business Personalty Replacement Taxes	39,468.00	County Taxes	1.04 *	
Collection of Taxes	47,500.00	Taxes from Public Utilities	294,189.00	County Library Taxes		
Planning, Housing & Development	14,000.00	Other Miscellaneous Tax Revenues		Local Municipal Purpose Taxes	.51	
Human Resources	15,275.00	State Aid Revenues	100,135.00	Veteran & Senior Citizen Taxes		
Elections	3,000.00	Federal Aid Revenues		Total Taxes for Rate Computation	2.79	
General Administration (other)	163,956.00	Federal and Local Fiscal Assistance Act Utilized	2,669.00	Special District Taxes		
JUDICIARY		Sale of Acquired Property		Bank Corp. Taxes		
Municipal Courts	41,400.00	Other Miscellaneous Revenues	219,446.00	Added and Omitted Taxes	40,802.00	
PUBLIC SAFETY		Total	3,388,925.00	Total Taxes Levied - ABSTRACT	2,960,852.60	
Fire Protection	1,200.00	Prior Years Surplus Appropriated	143,000.00	Total Taxes Billed	3,010,853.00	
Police Protection	7,500.00	REVENUES TOTAL	3,531,925.00	1989 TAXES COLLECTED	2,422,911.00	
Civil Defense & Disaster Control	1,900.00	Reserve For Uncollected Taxes	380,720.00	1989 Taxes Cancelled, Abated or Adjusted	37,197.00	
Environmental Inspection & Control	27,150.00	CAPITAL OUTLAY TOTAL		Transfer to Tax Title Liens or Foreclosed	86,582.00	
Other Public Safety		Public Enterprises		Balance Outstanding Dec. 31, 1989	464,163.00	
PUBLIC WORKS		Recreation-Culture		PRIOR YEARS TAXES OUTSTANDING		
Streets and Drainage	176,132.00	Public Works		Balance January 1, 1989	325,379.00	
Sewers and Sewage Processing	9,042.00	Buildings and Grounds		Collected in 1989	274,661.00	
Garbage and Trash Disposal	220,800.00	Library and Education		Cancelled, Abated or Adjusted 1989	5,205.00	
Public Buildings and Grounds	43,000.00	Conservation		Transfers to Tax Title Liens or Foreclosed	27,331.00	
Other Public Works		All Other		Balance December 31, 1989	18,182.00	
HEALTH and WELFARE		CAPITAL DEBT AUTHORIZED, DECEMBER 31, 1989		TAX TITLE LIENS OUTSTANDING		
Health Services Except Environmental	100.00	ISSUED AND UNISSUED	GROSS DEBT	NET DEBT		
Welfare-Public Assistance	13,000.00	School	77,000		Balance January 1, 1989	
Hospital, Clinics, First Aid		Self-Liquidating			Transfer From Taxes	
Animal, Insect, & Rabid Control	9,500.00	Other	443,250	443,250	Redeemed in 1989	
Other Welfare Services		Total	520,250	443,250	Cancelled, Abated or Adjusted (1989)	
RECREATION and CONSERVATION		ISSUED AND OUTSTANDING		Transfers to Foreclosed Property		
Beaches and Boardwalks		School			Balance December 31, 1989	
Parks, Playgrounds, Shade Trees	9,500.00	Self-Liquidating			269,555.00	
Land Reclamation & Conservation		Other			PROPERTY ACQUIRED BY DEED OR FORECLOSURE	
Other Recreational Services		Total			Balance January 1, 1989	
EDUCATION (excluding schools)		EQUALIZED VALUATION BASIS		Transfers From Taxes or Liens		
Libraries		FOR NET DEBT COMPUTATION			Sale for Cash (1989)	
Other Educational Services		REAL PROPERTY VALUATIONS			Cancelled, Abated or Adjusted (1989)	
STATUTORY EXPENDITURES		Code	Class	# of Parcels	% VAL'N	Balance December 31, 1989
Pensions & F. I. C. A.	33,214.00	1	Vacant Land	2427	9.49	248,540.00
Employee Fringe Benefits	22,000.00	2	Residential	1947	76.70	
Other Statutory Expenditures	3,734.00	3	Farm	143	3.05	
CETA And Other Public Employment Programs		4a	Commercial	73	4.13	
MUNICIPAL FUNCTIONS TOTAL		4b	Industrial	18	6.53	
CAPITAL IMPROVEMENTS * MEMO *		4c	Apartments	1	.05	
DEBT SERVICE		Total		4609		101,706,250.00
Principal Payments	35,000.00	Land Area 34.00 Sq. Miles				
Interest Payments	32,751.00	Net Valuation Taxable-Municipal				104,166,543
DEFERRED CHARGES		Net Valuation Taxable-County				89,190,914
SCHOOL, COUNTY, SPECIAL DISTRICT TAXES	57,052.00	State Equalized Valuation				98,319,153
RESERVE FOR UNCOLLECTED TAXES	2,422,760.60	State Equalization Ratio				106.10
EXPENDITURES TOTAL	3,877,256.60					

*Includes County Health Service Taxes, County Vocational School Taxes, or County Open Space Tax. See Table 13.

Population 1980 254
 Population 1990 412
 S & P Rating
 Moody Rating

General Tax Rate Per \$100. 1.73
 State Equalized Tax Rate 1.43

CORBIN CITY CITY - ATLANTIC COUNTY
 Form of Government:
Special Charter (P.L. 1922 c. 56)
 Number of Members on Governing Body - 3

PER CAPITA:
 Gross Debt 961.65
 Net Debt
 Debt Service 52.33
 Total Tax Levy 573.96
 Municipal Expenditures 457.73

PER CENT:
 Gross Debt 2.57
 Net Debt
 Tax Levy Collected 24.45
 Tax Levy Cancelled, Abated or Adjusted

EXPENDITURES	REVENUES-REALIZED	1989 PROPERTY TAX	
GENERAL GOVERNMENT		STATE EQUALIZED TAX RATE .75	
Governing Body & Public Boards		Local District School Taxes	123,822.00
Municipal Clerk		Regional & Cansolidated School Tax	
Financial Administration 12,243.00	1989 Property Taxes Collected 192,735.49	School Taxes in Municipal Budget	
Assessment of Taxes 6,255.00	1989 Payments in Lieu of Taxes	County Taxes .41 *	62,034.40
Collection of Taxes 6,522.00	Delinquent Tax & Lien Collections 17,230.70	County Library Taxes .03	4,455.25
Planning, Housing & Development 2,229.53	Business Personalty Replacement Taxes 2,004.30	Local Municipal Purpose Taxes .23	35,703.00
Human Resources	Taxes from Public Utilities 51,505.00	Veteran & Senior Citizen Taxes	6,000.00
Elections 385.00	Other Miscellaneous Tax Revenues	Total Taxes for Rate Computation 1.42	241,069.65
General Administration (other) 45,036.56	State Aid Revenues 25,542.64	Special District Taxes	
JUDICIARY	Federal Aid Revenues	Bank Corp. Taxes	
Municipal Courts 10,375.65	State and Local Fiscal Assistance Act Utilized	Added and Omitted Taxes	1,402.64
PUBLIC SAFETY	Sale of Acquired Property	Total Taxes Levied - ABSTRACT	236,472.49
Fire Protection 204.00	Other Miscellaneous Revenues 52,770.50	Total Taxes Billed	236,506.39
Police Protection 225.00	Total 359,789.13	1989 TAXES COLLECTED	192,735.49
Civil Defense & Disaster Control 525.00	Prior Years Surplus Appropriated 70,000.00	1989 Taxes Cancelled, Abated or Adjusted	
Environmental Inspection & Control	REVENUES TOTAL 429,789.13	Transfer to Tax Title Liens or Foreclosed	2,494.13
Other Public Safety	Reserve For Uncollected Taxes 31,123.73	Balance Outstanding Dec. 31, 1989	34,286.72
PUBLIC WORKS	CAPITAL OUTLAY TOTAL	PRIOR YEARS TAXES OUTSTANDING	
Streets and Drainage 4,250.00	Public Enterprises	Balance January 1, 1989	17,603.74
Sewers and Sewage Processing	Recreation-Culture	Collected in 1989	17,230.70
Garbage and Trash Disposal 20,000.00	Public Works	Cancelled, Abated or Adjusted 1989	1.21
Public Buildings and Grounds 13,625.00	Buildings and Grounds	Transfers to Tax Title Liens or Foreclosed	371.33
Other Public Works	Library and Education	Balance December 31, 1989	
HEALTH and WELFARE	Conservation	TAX TITLE LIENS OUTSTANDING	
Health Services Except Environmental 70.00	All Other	Balance January 1, 1989	7,665.24
Welfare-Public Assistance 275.00	CAPITAL DEBT AUTHORIZED, DECEMBER 31, 1989	Transfer From Taxes	2,876.40
Hospital, Clinics, First Aid	ISSUED AND UNISSUED	Redeemed in 1989	
Animal, Insect, & Rodent Control 3,379.34	School 355,000	Cancelled, Abated or Adjusted (1989)	
Other Welfare Services	Self-Liquidating	Transfers to Foreclosed Property	
RECREATION and CONSERVATION	Other	Balance December 31, 1989	10,541.64
Beaches and Boardwalks	Total 355,000	PROPERTY ACQUIRED BY DEED OR FORECLOSURE	
Parks, Playgrounds, Shade Trees	ISSUED AND OUTSTANDING	Balance January 1, 1989	10,310.00
Land Reclamation & Conservation	School	Transfers From Taxes or Liens	
Other Recreational Services	Self-Liquidating	Sale for Cash (1989)	
EDUCATION (excluding schools)	Other	Cancelled, Abated or Adjusted (1989)	
Libraries	Total	Balance December 31, 1989	10,310.00
Other Educational Services	EQUALIZED VALUATION BASIS FOR NET DEBT COMPUTATION	CURRENT FINANCES DECEMBER 31, 1989	
STATUTORY EXPENDITURES		ASSETS	
Pensions & F. L. C. A. 7,937.64		Cash Dec. 31, 1989	330,032.95
Employee Fringe Benefits 1,319.52	REAL PROPERTY VALUATIONS	Taxes Receivable	34,286.72
Other Statutory Expenditures 645.00	Code Class # of Parcels % VAL'N	Tax Title Liens	10,541.64
CETA And Other Public Employment Programs	1 Vacant Land 131 19.80	Foreclosed Property	10,310.00
MUNICIPAL FUNCTIONS TOTAL	2 Residential 158 66.45	Emergencies & Other Deferred Charges	2,300.00
CAPITAL IMPROVEMENTS *MEMO*	3 Farm 9 3.36	State and Federal Aid Receivable	733.26
DEBT SERVICE	4a Commercial 11 10.39	Other Receivables	1,920.36
Principal Payments 24,033.50	4b Industrial	Total	390,124.93
Interest Payments 24,033.50	4c Apartments	LIABILITIES, RESERVES, AND SURPLUS	
TYPE I SCHL DEBT *MEMO	Total 309	Cash Liabilities	145,614.97
DEFERRED CHARGES	Land Area 3.30 Sq. Miles	Reserves for Receivables	57,058.72
SCHOOL, COUNTY, SPECIAL DISTRICT TAXES 195,361.65	Net Valuation Taxable-Municipal 13,581,942	Surplus Dec. 31, 1989	187,451.24
RESERVE FOR UNCOLLECTED TAXES 31,123.73	Net Valuation Taxable-County 13,690,530	Total	390,124.93
EXPENDITURES TOTAL	State Equalized Valuation 16,461,366		
	State Equalization Ratio 82.37		

1202
 Population 1980 1,927
 Population 1990 2,500
 S & P Rating
 Moody Rating

General Tax Rate Per \$100. 2.10
 State Equalized Tax Rate 1.54

CRANBURY TOWNSHIP - MIDDLESEX CO.

Form of Government:
 Township Committee

Number of Members on Governing Body - 3

PER CAPITA:
 Gross Debt 808.14
 Net Debt 803.14
 Debt Service 15.54
 Total Tax Levy 2,743.40
 Municipal Expenditures 1,236.33

PER CENT:
 Gross Debt .60
 Net Debt .60
 Tax Levy Collected 95.97
 Tax Levy Cancelled, Aboted or Adjusted .08

EXPENDITURES		REVENUES-REALIZED		1989 PROPERTY TAX	
GENERAL GOVERNMENT		REVENUES-REALIZED		STATE EQUALIZED TAX RATE	
Governing Body & Public Boards		1989 Property Taxes Collected	6,602,503.43	Local District School Taxes	71
Municipal Clerk		1989 Payments in Lieu of Taxes		Regional & Consolidated School Tax	
Financial Administration	33,019.47	Delinquent Tax & Lien Collections	112,550.84	School Taxes in Municipal Budget	
Assessment of Taxes	21,550.00	Business Personalty Replacement Taxes	140,505.92	County Taxes	.41
Collection of Taxes	25,793.93	Taxes from Public Utilities	333,778.00	County Library Taxes	
Planning, Housing & Development	297,812.00	Other Miscellaneous Tax Revenues		Local Municipal Purpose Taxes	.42
Human Resources	29,350.00	State Aid Revenues	21,383.86	Veteran & Senior Citizen Taxes	
Elections	1,470.00	Federal Aid Revenues		Total Taxes for Rate Computation	1.54
General Administration (other)	299,303.07	State and Local Fiscal Assistance Act Utilized		Special District Taxes	
JUDICIARY		Sale of Acquired Property		Bank Corp. Taxes	
Municipal Courts	62,000.00	Other Miscellaneous Revenues	643,432.82	Added and Omitted Taxes	538,858.16
PUBLIC SAFETY		Total	7,354,154.87	Total Taxes Levied - ABSTRACT	6,871,010.86
Fire Protection	69,960.84	Prior Years Surplus Appropriated	501,538.28	Total Taxes Billed	6,880,054.22
Police Protection	499,950.00	REVENUES TOTAL	8,355,693.15	1989 TAXES COLLECTED	6,602,503.43
Civil Defense & Disaster Control	6,000.00	Reserve For Uncollected Taxes	250,000.00	1989 Taxes Cancelled, Aboted or Adjusted	5,613.87
Environmental Inspection & Control	50,933.00	CAPITAL OUTLAY	TOTAL	Transfer to Tax Title Liens or Foreclosed	837.59
Other Public Safety			969,295.10	Balance Outstanding Dec. 31, 1989	271,099.33
PUBLIC WORKS		Public Enterprises	249.50	PRIOR YEARS TAXES OUTSTANDING	
Streets and Drainage	260,302.00	Recreation-Culture		Balance January 1, 1989	137,972.05
Sewers and Sewage Processing	103,000.00	Public Works	9,966.00	Collected in 1989	109,776.38
Garbage and Trash Disposal	10,000.00	Buildings and Grounds	959,079.60	Cancelled, Aboted or Adjusted 1989	2,539.20
Public Buildings and Grounds	95,348.00	Library and Education		Transfers to Tax Title Liens or Foreclosed	
Other Public Works		Conservation		Balance December 31, 1989	25,656.47
HEALTH and WELFARE		All Other		TAX TITLE LIENS OUTSTANDING	
Health Services Except Environmental	8,300.00	CAPITAL DEBT AUTHORIZED, DECEMBER 31, 1989		Balance January 1, 1989	6,648.13
Welfare-Public Assistance	13,110.00	ISSUED AND UNISSUED		Transfer From Taxes	837.59
Hospital, Clinics, First Aid	1,650.00	School		Redeemed in 1989	2,774.46
Animal, Insect, & Rodent Control	4,250.00	Self-Liquidating		Cancelled, Aboted or Adjusted (1989)	
Other Welfare Services		Other	2,020,340	Transfers to Foreclosed Property	
RECREATION and CONSERVATION		Total	2,020,340	Balance December 31, 1989	4,711.26
Beaches and Boardwalks		ISSUED AND OUTSTANDING		PROPERTY ACQUIRED BY DEED OR FORECLOSURE	
Parks, Playgrounds, Shade Trees	53,500.00	School		Balance January 1, 1989	
Land Reclamation & Conservation	6,600.00	Self-Liquidating		Transfers From Taxes or Liens	
Other Recreational Services	12,530.00	Other	1,538,000.00	Sale for Cash (1989)	
EDUCATION (excluding schools)		Total	1,538,000.00	Cancelled, Aboted or Adjusted (1989)	
Libraries	109,355.00	EQUALIZED VALUATION BASIS FOR NET DEBT COMPUTATION		Balance December 31, 1989	
Other Educational Services		REAL PROPERTY VALUATIONS		CURRENT FINANCES DECEMBER 31, 1989	
STATUTORY EXPENDITURES		Code Class # of Parcels % VAL'N ASSESSED VALUATION		ASSETS	
Pensions & F. L. C. A.	112,562.12	1 Vacant Land 125 5.04 15,134,700.00		Cash Dec. 31, 1989	1,224,947.89
Employee Fringe Benefits	77,773.65	2 Residential 704 43.43 130,496,600.00		Taxes Receivable	296,755.80
Other Statutory Expenditures		3 Form 174 3.74 11,242,900.00		Tax Title Liens	4,711.26
CETA And Other Public Employment Programs		4a Commercial 78 11.52 34,606,500.00		Foreclosed Property	
MUNICIPAL FUNCTIONS TOTAL	2,276,443.08	4b Industrial 17 36.02 108,242,400.00		Emergencies & Other Deferred Charges	7,000.00
CAPITAL IMPROVEMENTS *MEMO*	100,000.00	4c Apartments 2 .25 749,500.00		State and Federal Aid Receivable	
DEBT SERVICE		Total 1100 300,472,600.00		Other Receivables	123,563.95
Principal Payments	9,000.00	Land Area 13.38 Sq. Miles		Total	1,656,978.90
Interest Payments	29,850.00	Net Valuation Taxable-Municipal	301,858,617	LIABILITIES, RESERVES, AND SURPLUS	
DEFERRED CHARGES	525,521.99	Net Valuation Taxable-County	451,516,213	Cash Liabilities	292,130.79
SCHOOL, COUNTY, SPECIAL DISTRICT TAXES	4,615,237.70	State Equalized Valuation	410,749,232	Reserves for Receivables	425,031.01
RESERVE FOR UNCOLLECTED TAXES	250,000.00	State Equalization Ratio	73.40	Surplus Dec. 31, 1989	939,817.10
EXPENDITURES TOTAL	7,706,052.77			Total	1,656,978.90

2003
 Population 1980 24,573
 Population 1990 22,633
 S & P Rating
 Moody Rating A1

General Tax Rate Per \$100. 1.63
 State Equalized Tax Rate 1.71

CRANFORD TOWNSHIP - UNION COUNTY

Form of Government:
 Township Committee

Number of Members on Governing Body - 5

PER CAPITA: Gross Debt 622.52 Gross Debt .86
 Net Debt 485.87 Net Debt .67
 Debt Service 37.39 Tax Levy Collected 98.76
 Total Tax Levy 1,375.11 Tax Levy Cancelled, Abated
 Municipal Expenditures 577.48 or Adjusted .14

EXPENDITURES		REVENUES-REALIZED		1989 PROPERTY TAX	
GENERAL GOVERNMENT				STATE EQUALIZED TAX RATE	
Governing Body & Public Boards		1989 Property Taxes Collected	30,772,284.05	Local District School Taxes	↓ .92 10,092,472.00
Municipal Clerk		1989 Payments in Lieu of Taxes	52,045.23	Regional & Consolidated School Tax	
Financial Administration	210,913.00	Delinquent Tax & Lien Collections	435,345.15	School Taxes in Municipal Budget	
Assessment of Taxes	66,178.00	Business Personalty Replacement Taxes	335,464.00	County Taxes	.37 6,768,934.13
Collection of Taxes	50,152.00	Taxes from Public Utilities	2,431,974.00	County Library Taxes	
Planning, Housing & Development	54,500.00	Other Miscellaneous Tax Revenues		Local Municipal Purpose Taxes	.41 7,493,857.57
Human Resources	92,212.00	State Aid Revenues	326,590.64	Veteran & Senior Citizen Taxes	223,150.00
Elections	3,530.00	Federal Aid Revenues		Total Taxes for Rate Computation	1.70 31,178,413.70
General Administration (other)	1,206,319.75	State and Local Fiscal Assistance Act Utilized		Special District Taxes	137,552.52
JUDICIARY		Sale of Acquired Property		Bank Corp. Taxes	
Municipal Courts	125,477.00	Other Miscellaneous Revenues	1,742,678.61	Added and Omitted Taxes	30,076.56
PUBLIC SAFETY		Total	36,156,381.73	Total Taxes Levied - ABSTRACT	31,122,092.79
Fire Protection	1,647,532.00	Prior Years Surplus Appropriated	809,000.00	Total Taxes Billed	31,157,918.00
Police Protection	2,593,713.00	REVENUES TOTAL	36,965,381.73	1989 TAXES COLLECTED	30,772,284.05
Civil Defense & Disaster Control	3,442.00	Reserve For Uncollected Taxes	753,521.00	1989 Taxes Cancelled, Abated or Adjusted	43,303.05
Environmental Inspection & Control	95,467.00	CAPITAL OUTLAY TOTAL	1,511,267.09	Transfer to Tax Title Liens or Foreclosed	1,742.47
Other Public Safety		Public Enterprises	3,734.20	Balance Outstanding Dec. 31, 1989	340,588.43
PUBLIC WORKS		Recreation-Culture	93,750.94	PRIOR YEARS TAXES OUTSTANDING	
Streets and Drainage	983,871.00	Public Works	666,155.85	Balance January 1, 1989	434,061.66
Sewers and Sewage Processing	706,937.00	Buildings and Grounds	734,432.55	Collected in 1989	433,628.75
Garbage and Trash Disposal		Library and Education	13,193.52	Cancelled, Abated or Adjusted 1989	350.00
Public Buildings and Grounds	376,537.00	Conservation		Transfers to Tax Title Liens or Foreclosed	92.88
Other Public Works	00,500.00	All Other		Balance December 31, 1989	
HEALTH and WELFARE		CAPITAL DEBT AUTHORIZED, DECEMBER 31, 1989		TAX TITLE LIENS OUTSTANDING	
Health Services Except Environmental	353,023.00	ISSUED AND UNISSUED		Balance January 1, 1989	14,126.24
Welfare-Public Assistance	35,339.00	School	2,291,000.00	Transfer From Taxes	1,078.01
Hospital, Clinics, First Aid		Self-Liquidating	800,673.00	Redeemed in 1989	1,710.37
Animal, Insect, & Rodent Control	7,500.00	Other	10,996,733.00	Cancelled, Abated or Adjusted (1989)	
Other Welfare Services	7,712.00	Total	14,089,406.00	Transfers to Foreclosed Property	250.19
RECREATION and CONSERVATION		ISSUED AND OUTSTANDING		Balance December 31, 1989	14,037.70
Beaches and Boardwalks		School	2,291,000.00	PROPERTY ACQUIRED BY DEED OR FORECLOSURE	
Parks, Playgrounds, Shade Trees	126,774.00	Self-Liquidating	800,673.00	Balance January 1, 1989	4,060,449.82
Land Reclamation & Conservation	254,325.00	Other	9,291,199.24	Transfers From Taxes or Liens	250.18
Other Recreational Services	322,730.00	Total	12,982,872.24	Sale for Cash (1989)	159,600.00
EDUCATION (excluding schools)		EQUALIZED VALUATION BASIS FOR NET DEBT COMPUTATION	1,039,653,931	Cancelled, Abated or Adjusted (1989)	
Libraries	481,700.00	REAL PROPERTY VALUATIONS		Balance December 31, 1989	3,901,100.00
Other Educational Services	3,000.00	Code Class # of Parcels % VAL'N ASSESSED VALUATION		CURRENT FINANCES DECEMBER 31, 1989	
STATUTORY EXPENDITURES		1 Vacant Land 103 .49 9,337,900.00		ASSETS	
Pensions & F. L. C. A.	927,134.00	2 Residential 7163 79.41 1,499,125,100.00		Cash Dec. 31, 1989	2,201,222.31
Employee Fringe Benefits	501,623.00	3 Farm 1 .01 105,200.00		Taxes Receivable	340,588.43
Other Statutory Expenditures		4a Commercial 260 13.28 250,544,600.00		Tax Title Liens	14,037.70
CETA And Other Public Employment Programs		4b Industrial 53 5.43 107,481,700.00		Foreclosed Property	3,901,100.00
MUNICIPAL FUNCTIONS TOTAL	11,406,655.75	4c Apartments 13 1.32 26,071,200.00		Emergencies & Other Deferred Charges	120,000.00
CAPITAL IMPROVEMENTS *MEMO*	450,120.00	Total 7593 4.90 1,886,665,700.00		State and Federal Aid Receivable	
DEBT SERVICE		Land Area 4.90 Sq. Miles		Other Receivables	48,401.09
Principal Payments	210,343.05	Net Valuation Taxable-Municipal	1,901,244,719	Total	6,025,350.13
Interest Payments	639,900.00	Net Valuation Taxable-County	1,096,020,490	LIABILITIES, RESERVES, AND SURPLUS	
DEFERRED CHARGES		State Equalized Valuation	1,214,974,682	Cash Liabilities	1,637,020.56
SCHOOL, COUNTY, SPECIAL DISTRICT TAXES	67,750.00	State Equalization Ratio	104.81	Reserves for Receivables	4,294,531.73
SCHOOL, COUNTY, SPECIAL DISTRICT TAXES RESERVE FOR UNCOLLECTED TAXES	753,521.00			Surplus Dec. 31, 1989	693,791.74
EXPENDITURES TOTAL	36,669,132.48			Total	0,625,350.13

0208
 Population 1980 7,609
 Population 1990 7,553
 S & P Rating
 Moody Rating A1

General Tax Rate Per \$100. 1.95
 State Equalized Tax Rate 1.50

CRESSKILL BOROUGH - BERGEN COUNTY

Form of Government:

Borough Council

Number of Members on Governing Body - 6

PER CAPITA: Gross Debt 417.17 PER CENT: Gross Debt .41
 Net Debt 392.30 Net Debt .38
 Debt Service 19.25 Tax Levy Collected 98.42
 Total Tax Levy 1,686.24 Tax Levy Cancelled, Abated or Adjusted .03
 Municipal Expenditures 729.37

EXPENDITURES		REVENUES-REALIZED		1989 PROPERTY TAX	
GENERAL GOVERNMENT		REVENUES-REALIZED		STATE EQUALIZED TAX RATE	
Governing Body & Public Boards		1989 Property Taxes Collected	12,594,241.00	Local District School Taxes	.83 7,051,839.00
Municipal Clerk		1989 Payments in Lieu of Taxes		Regional & Consolidated School Tax	
Financial Administration	18,500.00	Delinquent Tax & Lien Collections	166,483.00	School Taxes in Municipal Budget	
Assessment of Taxes	26,985.00	Business Personalty Replacement Taxes	67,867.00	County Taxes	.25 1,920,254.99
Collection of Taxes	100,525.00	Taxes from Public Utilities	650,867.00	County Library Taxes	
Planning, Housing & Development	16,225.00	Other Miscellaneous Tax Revenues		Local Municipal Purpose Taxes	.43 3,693,950.33
Human Resources	39,123.00	State Aid Revenues	94,547.00	Veteran & Senior Citizen Taxes	
Elections	3,130.00	Federal Aid Revenues		Total Taxes for Rate Computation	1.49 12,742,544.32
General Administration (other)	452,280.00	State and Local Fiscal Assistance Act Utilized		Special District Taxes	
JUDICIARY		Sale of Acquired Property		Bank Corp. Taxes	
Municipal Courts	41,350.00	Other Miscellaneous Revenues	688,637.00	Added and Omitted Taxes	78,568.00
PUBLIC SAFETY		Total	14,262,642.00	Total Taxes Levied - ABSTRACT	12,744,612.32
Fire Protection	135,647.00	Prior Years Surplus Appropriated	450,000.00	Total Taxes Billed	12,796,046.00
Police Protection	1,053,517.00	REVENUES TOTAL	14,712,642.00	1989 TAXES COLLECTED	12,594,241.00
Civil Defense & Disaster Control	5,346.00	Reserve For Uncollected Taxes	250,000.00	1989 Taxes Cancelled, Abated or Adjusted	4,280.00
Environmental Inspection & Control	55,250.00	CAPITAL OUTLAY	TOTAL	Transfer to Tax Title Liens or Foreclosed	1,548.00
Other Public Safety			455,518.00	Balance Outstanding Dec. 31, 1989	195,977.00
PUBLIC WORKS		Public Enterprises		PRIOR YEARS TAXES OUTSTANDING	
Streets and Drainage	759,250.00	Recreation-Culture		Balance January 1, 1989	167,457.00
Sewers and Sewage Processing	297,420.00	Public Works	363,741.00	Collected in 1989	166,483.00
Garbage and Trash Disposal	1,073,533.00	Buildings and Grounds	91,777.00	Cancelled, Abated or Adjusted 1989	527.00
Public Buildings and Grounds	37,833.00	Library and Education		Transfers to Tax Title Liens or Foreclosed	
Other Public Works	30,000.00	Conservation		Balance December 31, 1989	447.00
HEALTH and WELFARE		All Other		TAX TITLE LIENS OUTSTANDING	
Health Services Except Environmental	56,372.00	CAPITAL DEBT AUTHORIZED, DECEMBER 31, 1989		Balance January 1, 1989	12,363.00
Welfare-Public Assistance	4,600.00	ISSUED AND UNISSUED	GROSS DEBT	Transfer From Taxes	1,548.00
Hospital, Clinics, First Aid		School	138,000	Redeemed in 1989	
Animal, Insect, & Rodent Control	200.00	Self-Liquidating		Cancelled, Abated or Adjusted (1989)	
Other Welfare Services		Other	2,964,993	Transfers to Foreclosed Property	
RECREATION and CONSERVATION		Total	3,152,993	Balance December 31, 1989	13,911.00
Beaches and Boardwalks		ISSUED AND OUTSTANDING		PROPERTY ACQUIRED BY DEED OR FORECLOSURE	
Parks, Playgrounds, Shade Trees	13,250.00	School	38,000.00	Balance January 1, 1989	38,600.00
Land Reclamation & Conservation	52,200.00	Self-Liquidating		Transfers From Taxes or Liens	
Other Recreational Services	51,365.00	Other	2,792,000.00	Sale for Cash (1989)	
EDUCATION (excluding schools)		Total	2,830,000.00	Cancelled, Abated or Adjusted (1989)	
Libraries	194,299.00	EQUALIZED VALUATION BASIS	FOR NET DEBT COMPUTATION	Balance December 31, 1989	38,600.00
Other Educational Services	6,330.00	REAL PROPERTY VALUATIONS		CURRENT FINANCES DECEMBER 31, 1989	
STATUTORY EXPENDITURES		Code Class # of Parcels % VAL'N	ASSESSED VALUATION	ASSETS	
Pensions & F. L. C. A.	263,150.00	1 Vacant Land 123 2.49	16,225,100.00	Cash Dec. 31, 1989	4,500,887.00
Employee Fringe Benefits	123,800.00	2 Residential 2432 85.74	559,636,235.00	Taxes Receivable	196,424.00
Other Statutory Expenditures		3 Farm 66 2.21	60,016,200.00	Tax Title Liens	13,911.00
CETA And Other Public Employment Programs	5,051,635.00	4a Commercial 8 2.07	13,462,400.00	Foreclosed Property	38,600.00
MUNICIPAL FUNCTIONS	TOTAL	4c Apartments 6 .49	3,176,099.00	Emergencies & Other Deferred Charges	496.00
CAPITAL IMPROVEMENTS	* MEMO *	Total 2635	651,516,034.00	State and Federal Aid Receivable	1,174.00
DEBT SERVICE		Land Area 2.09 Sq. Miles		Other Receivables	76,538.00
Principal Payments	30,000.00	Net Valuation Taxable-Municipal	652,178,355	Total	4,828,030.00
Interest Payments	115,499.00	Net Valuation Taxable-County	815,190,757	LIABILITIES, RESERVES, AND SURPLUS	
DEFERRED CHARGES		State Equalized Valuation	849,211,467	Cash Liabilities	3,780,545.00
SCHOOL, COUNTY, SPECIAL DISTRICT TAXES	8,972,093.99	State Equalization Ratio	76.78	Reserves for Receivables	325,473.00
RESERVE FOR UNCOLLECTED TAXES	250,000.00			Surplus Dec. 31, 1989	722,012.00
EXPENDITURES	TOTAL			Total	4,828,030.00

Population 1980 1,752
 Population 1990 1,177
 S & P Rating
 Moody Rating

General Tax Rate Per \$100. .71
 State Equalized Tax Rate .69

DEAL BOROUGH - MONMOUTH COUNTY

Form of Government:

Commission (1911)

Number of Members on Governing Body - 3

PER CAPITA: Gross Debt 1,744.03 PER CENT: Gross Debt .52
 Net Debt 777.11 Net Debt .23
 Debt Service 194.73 Tax Levy Collected 27.52
 Total Tax Levy 3,035.14 Tax Levy Cancelled, Abated or Adjusted
 Municipal Expenditures 2,262.65

EXPENDITURES		REVENUES-REALIZED		1989 PROPERTY TAX	
GENERAL GOVERNMENT				STATE EQUALIZED TAX RATE	
Governing Body & Public Boards		1989 Property Taxes Collected	3,550,644.56	Local District School Taxes	.14 721,219.00
Municipal Clerk		1989 Payments in Lieu of Taxes		Regional & Consolidated School Tax	
Financial Administration	21,000.00	Delinquent Tax & Lien Collections	66,747.30	School Taxes in Municipal Budget	
Assessment of Taxes	105,255.51	Business Personalty Replacement Taxes	7,225.44	County Taxes	.31 1,024,608.21
Collection of Taxes	37,923.44	Taxes from Public Utilities	391,161.00	County Library Taxes	.01 52,251.27
Planning, Housing & Development	3,940.00	Other Miscellaneous Tax Revenues		Local Municipal Purpose Taxes	.24 1,232,207.54
Human Resources	3,323.21	State Aid Revenues	28,710.22	Veteran & Senior Citizen Taxes	
Elections	573.20	Federal Aid Revenues		Total Taxes for Rate Computation	.70 3,637,336.02
General Administration (other)	134,733.29	State and Local Fiscal Assistance Act Utilized	531.12	Special District Taxes	
JUDICIARY		Sale of Acquired Property		Bank Corp. Taxes	
Municipal Courts	34,475.51	Other Miscellaneous Revenues	974,315.54	Added and Omitted Taxes	7,092.89
PUBLIC SAFETY		Total	5,020,155.24	Total Taxes Levied - ABSTRACT	3,637,378.90
Fire Protection	163,369.29	Prior Years Surplus Appropriated	300,000.00	Total Taxes Billed	3,641,045.41
Police Protection	642,803.10	REVENUES TOTAL	5,320,155.24	1989 TAXES COLLECTED	3,550,644.56
Civil Defense & Disaster Control	100.00	Reserve For Uncollected Taxes	115,357.67	1989 Taxes Cancelled, Abated or Adjusted	
Environmental Inspection & Control	24,502.61	CAPITAL OUTLAY	TOTAL	Transfer to Tax Title Liens or Foreclosed	
Other Public Safety		Public Enterprises	330,403.16	Balance Outstanding Dec. 31, 1989	90,400.85
PUBLIC WORKS		Recreation-Culture	56,513.00	PRIOR YEARS TAXES OUTSTANDING	
Streets and Drainage	195,862.27	Public Works	12,370.59	Balance January 1, 1989	86,284.57
Sewers and Sewage Processing		Buildings and Grounds	3,600.00	Collected in 1989	66,947.36
Garbage and Trash Disposal	152,316.12	Library and Education		Cancelled, Abated or Adjusted 1989	
Public Buildings and Grounds	13,000.00	Conservation		Transfers to Tax Title Liens or Foreclosed	
Other Public Works		All Other		Balance December 31, 1989	19,337.21
HEALTH and WELFARE		CAPITAL DEBT AUTHORIZED, DECEMBER 31, 1989		TAX TITLE LIENS OUTSTANDING	
Health Services Except Environmental	11,000.00	ISSUED AND UNISSUED		Balance January 1, 1989	
Welfare-Public Assistance		School		Transfer From Taxes	
Hospital, Clinics, First Aid	500.00	Self-Liquidating	1,140,000	Redeemed in 1989	
Animal, Insect, & Rudent Control	143.10	Other	916,209	Cancelled, Abated or Adjusted (1989)	
Other Welfare Services		Total	2,056,209	Transfers to Foreclosed Property	
RECREATION and CONSERVATION		ISSUED AND OUTSTANDING		Balance December 31, 1989	
Beaches and Boardwalks	337,130.71	School		PROPERTY ACQUIRED BY DEED OR FORECLOSURE	
Parks, Playgrounds, Shade Trees	2,300.00	Self-Liquidating	1,026,000.00	Balance January 1, 1989	6,000.00
Land Reclamation & Conservation		Other	716,709.74	Transfers From Taxes or Liens	
Other Recreational Services	2,967.44	Total	1,742,709.74	Sale for Cash (1989)	
EDUCATION (excluding schools)		EQUALIZED VALUATION BASIS		Cancelled, Abated or Adjusted (1989)	
Libraries		FOR NET DEBT COMPUTATION	398,111,293	Balance December 31, 1989	6,000.00
Other Educational Services		REAL PROPERTY VALUATIONS		CURRENT FINANCES DECEMBER 31, 1989	
STATUTORY EXPENDITURES		Code Class # of Parcels % VAL'N ASSESSED VALUATION		ASSETS	
Pensions & F. L. C. A.	222,807.80	1 Vacant Land 60 3.93 20,032,300.00		Cash Dec. 31, 1989	1,591,351.10
Employee Fringe Benefits	132,000.00	2 Residential 814 92.27 470,855,700.00		Taxes Receivable	109,738.06
Other Statutory Expenditures		3 Farm 20 2.35 11,988,800.00		Tax Title Liens	
CETA And Other Public Employment Programs		4a Commercial 44 1.46 7,434,200.00		Foreclosed Property	6,000.00
MUNICIPAL FUNCTIONS		4b Industrial 938 510,311,000.00		Emergencies & Other Deferred Charges	37,000.00
CAPITAL IMPROVEMENTS		Total 938 510,311,000.00		State and Federal Aid Receivable	19,000.00
DEBT SERVICE		Land Area 1.20 Sq. Miles		Other Receivables	84,797.71
Principal Payments	203,000.00	Net Valuation Taxable-Municipal	511,104,337	Total	1,847,886.87
Interest Payments	26,850.00	Net Valuation Taxable-County	388,172,549	LIABILITIES, RESERVES, AND SURPLUS	
DEFERRED CHARGES		State Equalized Valuation	523,974,596	Cash Liabilities	765,621.13
SCHOOL, COUNTY, SPECIAL DISTRICT TAXES		State Equalization Ratio	97.54	Reserves for Receivables	200,004.65
RESERVE FOR UNCOLLECTED TAXES				Surplus Dec. 31, 1989	882,261.09
EXPENDITURES				Total	1,847,886.87

0503
 Population 1980 2,523
 Population 1990 2,933
 S & P Rating
 Moody Rating

General Tax Rate Per \$100. 1.35
 State Equalized Tax Rate 2.02

DEERFIELD TWP. - CUMBERLAND COUNTY

Form of Government:
 Township Committee

Number of Members on Governing Body - 5

PER CAPITA:
 Gross Debt 337.40
 Net Debt 29.11
 Debt Service 3.07
 Total Tax Levy 507.73
 Municipal Expenditures 286.06

PER CENT:
 Gross Debt 1.64
 Net Debt .14
 Tax Levy Collected 87.66
 Tax Levy Cancelled, Abated or Adjusted 2.57

EXPENDITURES		REVENUES-REALIZED		1989 PROPERTY TAX			
GENERAL GOVERNMENT				STATE EQUALIZED TAX RATE			
Governing Body & Public Boards		1989 Property Taxes Collected	1,305,419.63	Local District School Taxes	58 499,763.00		
Municipal Clerk		1989 Payments in Lieu of Taxes		Regional & Consolidated School Tax	36 260,421.90		
Financial Administration	36,600.00	Delinquent Tax & Lien Collections	152,197.43	School Taxes in Municipal Budget			
Assessment of Taxes	21,715.00	Business Personalty Replacement Taxes	26,041.88	County Taxes	95 * 679,093.61		
Collection of Taxes	22,500.00	Taxes from Public Utilities	193,182.00	County Library Taxes			
Planning, Housing & Development	30,210.00	Other Miscellaneous Tax Revenues		Local Municipal Purpose Taxes	04 32,000.00		
Human Resources	1,000.00	State Aid Revenues	259,638.69	Veteran & Senior Citizen Taxes			
Elections		Federal Aid Revenues		Total Taxes for Rate Computation	2.01 1,507,528.51		
General Administration (other)	173,338.00	State and Local Fiscal Assistance Act Utilized		Special District Taxes			
JUDICIARY		State and Local Fiscal Assistance Act Utilized		Bank Corp. Taxes			
Municipal Courts	20,200.00	Sale of Acquired Property	160,038.76	Added and Omitted Taxes	17,882.10		
PUBLIC SAFETY		Other Miscellaneous Revenues		Total Taxes Levied - ABSTRACT	1,489,160.61		
Fire Protection	42,050.00	Total	2,101,524.39	Total Taxes Billed	1,489,160.61		
Police Protection	6,050.00	Prior Years Surplus Appropriated	204,000.00	1989 TAXES COLLECTED	1,305,419.63		
Civil Defense & Disaster Control	5,950.00	REVENUES TOTAL	2,305,524.39	1989 Taxes Cancelled, Abated or Adjusted	38,270.95		
Environmental Inspection & Control	13,050.00	Reserve For Uncollected Taxes	190,205.00	Transfer to Tax Title Liens or Foreclosed			
Other Public Safety		CAPITAL OUTLAY TOTAL		Balance Outstanding Dec. 31, 1989	145,470.03		
PUBLIC WORKS		Public Enterprises		PRIOR YEARS TAXES OUTSTANDING			
Streets and Drainage	139,000.00	Recreation-Culture		Balance January 1, 1989	148,909.33		
Sewers and Sewage Processing	1,200.00	Public Works		Collected in 1989	143,822.64		
Garbage and Trash Disposal	5,500.00	Buildings and Grounds		Cancelled, Abated or Adjusted 1989			
Public Buildings and Grounds	47,600.00	Library and Education		Transfers to Tax Title Liens or Foreclosed			
Other Public Works		Conservation		Balance December 31, 1989	5,086.69		
HEALTH and WELFARE		All Other		TAX TITLE LIENS OUTSTANDING			
Health Services Except Environmental		CAPITAL DEBT AUTHORIZED, DECEMBER 31, 1989		Balance January 1, 1989	40,678.05		
Welfare-Public Assistance	1,950.00	ISSUED AND UNISSUED	GROSS DEBT	NET DEBT			
Hospital, Clinics, First Aid		School	904,394				
Animal, Insect, & Rodent Control	7,700.00	Self-Liquidating					
Other Welfare Services		Other	85,373	85,373			
RECREATION and CONSERVATION		Total	989,767	85,373			
Beaches and Boardwalks		ISSUED AND OUTSTANDING					
Parks, Playgrounds, Shade Trees		School		904,394.55			
Land Reclamation & Conservation	500.00	Self-Liquidating					
Other Recreational Services	12,900.00	Other		81,000.00			
EDUCATION (excluding schools)		Total		985,394.55			
Libraries		EQUALIZED VALUATION BASIS		60,199,442			
Other Educational Services		FOR NET DEBT COMPUTATION					
STATUTORY EXPENDITURES		REAL PROPERTY VALUATIONS		ASSETS			
Pensions & F. L. C. A.	25,441.80	Code	Class	# of Parcels	% VAL'N	ASSESSED VALUATION	
Employee Fringe Benefits		1	Vacant Land	372	6.48	5,087,170.00	
Other Statutory Expenditures		2	Residential	754	69.79	54,829,500.00	
CETA And Other Public Employment Programs		3	Farm	340	13.43	10,555,970.00	
MUNICIPAL FUNCTIONS TOTAL	621,334.80	4a	Commercial	56	10.29	8,087,400.00	
CAPITAL IMPROVEMENTS *MEMO*	50,000.00	4b	Industrial				
DEBT SERVICE		4c	Apartments				
Principal Payments	9,000.00	Total		1522		78,560,040.00	
Interest Payments		Land Area	16.70	Sq. Miles			
DEFERRED CHARGES	13,460.20	Net Valuation Taxable-Municipal				79,815,578	
SCHOOL, COUNTY, SPECIAL DISTRICT TAXES	1,439,278.51	Net Valuation Taxable-County				59,282,178	
RESERVE FOR UNCOLLECTED TAXES	190,205.00	State Equalized Valuation				73,368,664	
EXPENDITURES TOTAL	2,273,278.51	State Equalization Ratio				108.94	
						Cash Dec. 31, 1989	760,379.67
						Taxes Receivable	150,556.72
						Tax Title Liens	32,303.26
						Foreclosed Property	58,200.00
						Emergencies & Other Deferred Charges	40,200.00
						State and Federal Aid Receivable	14,071.73
						Other Receivables	238,103.01
						Total	1,293,814.39
						LIABILITIES, RESERVES, AND SURPLUS	
						Cash Liabilities	568,853.97
						Reserves for Receivables	479,162.99
						Surplus Dec. 31, 1989	245,797.43
						Total	1,293,814.39

*Includes County Health Service Taxes, County Vocational School Taxes, or County Open Space Tax. See Table 13.

0309
 Population 1980 3,730
 Population 1990 3,316
 S & P Rating
 Moody Rating A

General Tax Rate Per \$100. 4.38
 State Equalized Tax Rate 2.08

DELANCO TOWNSHIP - BURLINGTON CO.

Form of Government:
 Township Committee

Number of Members on Governing Body - 3

PER CAPITA:
 Gross Debt 855.75
 Net Debt 424.51
 Debt Service 42.39
 Total Tax Levy 976.55
 Municipal Expenditures 478.00

PER CENT:
 Gross Debt 2.23
 Net Debt 1.11
 Tax Levy Collected 93.56
 Tax Levy Cancelled, Abated or Adjusted .81

EXPENDITURES		REVENUES-REALIZED		1989 PROPERTY TAX	
GENERAL GOVERNMENT		REVENUES		STATE EQUALIZED TAX RATE	
Governing Body & Public Boards		1989 Property Taxes Collected	3,029,803.24	Local District School Taxes	1.09 1,622,423.03
Municipal Clerk		1989 Payments in Lieu of Taxes		Regional & Consolidated Schaal Tax	
Financial Administration	27,590.00	Delinquent Tax & Lien Collections	88,764.44	School Taxes in Municipal Budget	
Assessment of Taxes	50,848.00	Business Personalty Replacement Taxes	159,814.52	County Taxes	.54 810,590.42
Collection of Taxes	12,745.00	Taxes from Public Utilities	265,846.00	County Library Taxes	.03 46,392.25
Planning, Housing & Development	43,535.00	Other Miscellaneous Tax Revenues		Local Municipal Purpose Taxes	-.41 516,987.00
Human Resources	22,500.00	State Aid Revenues	74,658.74	Veteran & Senior Citizen Taxes	
Elections		Federal Aid Revenues		Total Taxes for Rate Computation	2.07 3,144,192.70
General Administration (other)	191,022.35	State and Local Fiscal Assistance Act Utilized		Special District Taxes	136,330.00
JUDICIARY		Sole of Acquired Property		Bank Corp. Taxes	
Municipal Courts	22,468.00	Other Miscellaneous Revenues	201,146.62	Added and Omitted Taxes	5,517.61
PUBLIC SAFETY				Total Taxes Levied - ABSTRACT	3,238,240.31
Fire Protection	300.00	Prior Years Surplus Appropriated	177,000.00	Total Taxes Billed	3,238,553.07
Police Protection	326,711.06	REVENUES TOTAL	3,997,098.50	1989 TAXES COLLECTED	3,029,868.24
Civil Defense & Disaster Control	1,000.00	Reserve For Uncollected Taxes	155,000.00	1989 Taxes Cancelled, Abated or Adjusted	26,158.87
Environmental Inspection & Control	19,645.00	CAPITAL OUTLAY TOTAL	559,760.27	Transfer to Tax Title Liens or Foreclosed	1,420.34
Other Public Safety				Balance Outstanding Dec. 31, 1989	181,105.62
PUBLIC WORKS		Public Enterprises		PRIOR YEARS TAXES OUTSTANDING	
Streets and Drainage	170,465.00	Recreation-Culture		Balance January 1, 1989	88,764.44
Sewers and Sewage Processing		Public Works	552,360.27	Collected in 1989	88,764.44
Garbage and Trash Disposal	149,512.00	Buildings and Grounds	6,900.00	Cancelled, Abated or Adjusted 1989	
Public Buildings and Grounds	20,230.00	Library and Education		Transfers to Tax Title Liens or Foreclosed	
Other Public Works		Conservation		Balance December 31, 1989	
HEALTH and WELFARE		All Other		TAX TITLE LIENS OUTSTANDING	
Health Services Except Environmental	774.00	CAPITAL DEBT AUTHORIZED, DECEMBER 31, 1989		Balance January 1, 1989	10,188.89
Welfare-Public Assistance	5,620.00	ISSUED AND UNISSUED		Transfer From Taxes	1,420.34
Hospital, Clinics, First Aid		School	1,430,000.00	Redeemed in 1989	
Animal, Insect, & Rodent Control	2,500.00	Self-Liquidating		Cancelled, Abated or Adjusted (1989)	
Other Welfare Services		Other	1,407,661	Transfers to Foreclosed Property	
RECREATION and CONSERVATION		Total	2,837,661	Balance December 31, 1989	11,009.23
Beaches and Boardwalks		ISSUED AND OUTSTANDING		PROPERTY ACQUIRED BY DEED OR FORECLOSURE	
Parks, Playgrounds, Shade Trees	7,762.00	Schaal	1,430,000.00	Balance January 1, 1989	4,500.00
Land Reclamation & Conservation		Self-Liquidating		Transfers From Taxes or Liens	
Other Recreational Services	12,103.00	Other	742,265.25	Sole for Cash (1989)	
EDUCATION (excluding schools)		Total	2,172,265.25	Cancelled, Abated or Adjusted (1989)	
Libraries	59,300.00	EQUALIZED VALUATION BASIS FOR NET DEBT COMPUTATION	127,084,170	Balance December 31, 1989	4,500.00
Other Educational Services		REAL PROPERTY VALUATIONS		CURRENT FINANCES DECEMBER 31, 1989	
STATUTORY EXPENDITURES		Code Class # of Parcels % VAL'N		ASSETS	
Pensions & F. L. C. A.	31,954.00	1 Vacant Land 35 2.11	1,439,500.00	Cash Dec. 31, 1989	1,170,817.88
Employee Fringe Benefits	42,925.00	2 Residential 1192 69.13	43,789,700.00	Taxes Receivable	181,105.62
Other Statutory Expenditures	3,600.00	3 Farm 21 .39	627,000.00	Tax Title Liens	11,609.23
CETA And Other Public Employment Programs		4a Commercial 42 11.36	2,026,500.00	Foreclosed Property	4,500.00
MUNICIPAL FUNCTIONS TOTAL	1,275,509.41	4b Industrial 12 15.61	11,012,200.00	Emergencies & Other Deferred Charges	79,000.00
CAPITAL IMPROVEMENTS *MEMO*	15,000.00	4c Apartments 7 .32	580,700.00	State and Federal Aid Receivable	
DEBT SERVICE		Total 1309	70,525,600.00	Other Receivables	1,259.18
Principal Payments	100,667.46	Land Area 2.16 Sq. Miles		Total	1,448,291.91
Interest Payments	39,911.06	Net Valuation Taxable-Municipal	76,799,350	LIABILITIES, RESERVES, AND SURPLUS	
DEFERRED CHARGES	12,882.00	Net Valuation Taxable-County	139,120,974	Cash Liabilities	1,015,379.98
SCHOOL, COUNTY, SPECIAL DISTRICT TAXES	2,615,735.70	State Equalized Valuation	143,467,916	Reserves for Receivables	198,474.03
RESERVE FOR UNCOLLECTED TAXES	155,000.00	State Equalization Ratio	47.59	Surplus Dec. 31, 1989	233,937.90
EXPENDITURES TOTAL	4,200,791.55			Total	1,448,291.91

1007
 Population 1980 3,816
 Population 1990 4,512
 S & P Rating
 Moody Rating

General Tax Rate Per \$100. 2.71
 State Equalized Tax Rate 1.48

DELAWARE TWP. - HUNTERDON CO.

Form of Government:

Township Committee

Number of Members on Governing Body - 3

PER CAPITA:
 Gross Debt 45.12
 Net Debt 21.28
 Debt Service
 Total Tax Levy 1,153.37
 Municipal Expenditures 476.95
 PER CENT:
 Gross Debt .07
 Net Debt .03
 Tax Levy Collected 94.78
 Tax Levy Cancelled, Abated or Adjusted .31

EXPENDITURES	REVENUES-REALIZED	1989 PROPERTY TAX
GENERAL GOVERNMENT		STATE EQUALIZED TAX RATE
Governing Body & Public Boards		Local District School Taxes .62 2,147,701.00
Municipal Clerk		Regional & Consolidated School Tax .34 1,168,904.42
Financial Administration 73,688.00	1989 Property Taxes Collected 4,941,736.37	School Taxes in Municipal Budget
Assessment of Taxes 173,765.00	1989 Payments in Lieu of Taxes	County Taxes .31 1,081,509.69
Collection of Taxes 31,450.00	Delinquent Tax & Lien Collections 329,574.62	County Library Taxes .02 70,736.62
Planning, Housing & Development 103,735.00	Business Personalty Replacement Taxes 72,078.20	Local Municipal Purpose Taxes .18 618,331.91
Human Resources 40,326.25	Taxes from Public Utilities 239,902.00	Veteran & Senior Citizen Taxes 35,400.00
Elections 2,000.00	Other Miscellaneous Tax Revenues	Total Taxes for Rate Computation 1.47 5,122,583.64
General Administration (other) 316,890.00	State Aid Revenues	Special District Taxes
JUDICIARY	Federal Aid Revenues	Bank Corp. Taxes
Municipal Courts 16,515.01	State and Local Fiscal Assistance Act Utilized 9.72	Added and Omitted Taxes 116,841.44
PUBLIC SAFETY	Sale of Acquired Property	Total Taxes Levied - ABSTRACT 5,204,025.08
Fire Protection 58,498.78	Other Miscellaneous Revenues 406,366.12	Total Taxes Billed 5,214,044.55
Police Protection 188,919.96	Total 6,069,638.62	1989 TAXES COLLECTED 4,941,736.37
Civil Defense & Disaster Control 209.72	Prior Years Surplus Appropriated 425,000.00	1989 Taxes Cancelled, Abated or Adjusted 16,070.94
Environmental Inspection & Control 29,338.87	REVENUES TOTAL 6,494,638.62	Transfer to Tax Title Liens or Foreclosed 9,731.61
Other Public Safety	Reserve For Uncollected Taxes 315,871.00	Balance Outstanding Dec. 31, 1989 246,505.63
PUBLIC WORKS	CAPITAL OUTLAY TOTAL 318,894.18	PRIOR YEARS TAXES OUTSTANDING
Streets and Drainage 440,203.00	Public Enterprises	Balance January 1, 1989 589,217.77
Sewers and Sewage Processing 13,500.00	Recreation—Culture 117,538.41	Collected in 1989 290,913.87
Garbage and Trash Disposal 94,650.00	Public Works 31,191.00	Cancelled, Abated or Adjusted 1989 32,326.62
Public Buildings and Grounds 37,500.00	Buildings and Grounds 170,164.77	Transfers to Tax Title Liens or Foreclosed 259,977.28
Other Public Works	Library and Education	TAX TITLE LIENS OUTSTANDING
HEALTH and WELFARE	Conservation	Balance January 1, 1989 76,490.67
Health Services Except Environmental 5,251.50	All Other	Transfer From Taxes 9,731.61
Welfare—Public Assistance 4,795.00	CAPITAL DEBT AUTHORIZED, DECEMBER 31, 1989	Redeemed in 1989 32,660.75
Hospital, Clinics, First Aid	ISSUED AND UNISSUED GROSS DEBT NET DEBT	Cancelled, Abated or Adjusted (1989)
Animal, Insect, & Rodent Control	School 107,573	Transfers to Foreclosed Property 53,561.53
Other Welfare Services	Self-Liquidating 96,000 96,000	Balance December 31, 1989 53,561.53
RECREATION and CONSERVATION	Other 203,573 96,000	PROPERTY ACQUIRED BY DEED OR FORECLOSURE
Beaches and Boardwalks	Total 203,573	Balance January 1, 1989
Parks, Playgrounds, Shade Trees	ISSUED AND OUTSTANDING	Transfers From Taxes or Liens
Land Reclamation & Conservation 21,110.00	School 107,573.00	Sale for Cash (1989)
Other Recreational Services 15,600.00	Self-Liquidating 96,000.00	Cancelled, Abated or Adjusted (1989)
EDUCATION (excluding schools)	Other 203,573.00	Balance December 31, 1989
Libraries	EQUALIZED VALUATION BASIS FOR NET DEBT COMPUTATION 294,391,259	CURRENT FINANCES DECEMBER 31, 1989 ASSETS
Other Educational Services	REAL PROPERTY VALUATIONS	Cash Dec. 31, 1989 2,347,553.61
STATUTORY EXPENDITURES	Code Class # of Parcels % VAL'N ASSESSED VALUATION	Taxes Receivable 506,482.91
Pensions & F. L. C. A. 61,501.00	1 Vacant Land 245 4.44 8,295,300.00	Tax Title Liens 53,561.53
Employee Fringe Benefits 65,000.00	2 Residential 964 60.09 112,349,700.00	Foreclosed Property
Other Statutory Expenditures 4,000.00	3 Farm 1062 30.53 57,063,400.00	Emergencies & Other Deferred Charges 210,699.41
CETA And Other Public Employment Programs	4a Commercial 41 3.42 6,336,200.00	State and Federal Aid Receivable 172,567.06
MUNICIPAL FUNCTIONS TOTAL 1,324,447.09	4b Industrial 10 1.25 2,335,395.00	Other Receivables 15,252.93
CAPITAL IMPROVEMENTS * MEMO * 2,001.02	4c Apartments 4 .28 527,000.00	Total 3,306,117.45
DEBT SERVICE	Total 2326 136,956,995.00	LIABILITIES, RESERVES, AND SURPLUS
Principal Payments	Land Area 36.90 Sq. Miles	Cash Liabilities 890,953.59
Interest Payments	Net Valuation Taxable-Municipal 133,088,675	Reserves for Receivables 575,297.37
DEFERRED CHARGES 11,600.00	Net Valuation Taxable-County 311,579,613	Surplus Dec. 31, 1989 1,839,866.49
SCHOOL, COUNTY, SPECIAL DISTRICT TAXES 4,468,951.73	State Equalized Valuation 343,732,001	Total 3,306,117.45
RESERVE FOR UNCOLLECTED TAXES 315,871.00	State Equalization Ratio 54.57	
EXPENDITURES TOTAL 6,620,829.95		

Population 1980 14,311
 Population 1990 13,173
 S & P Rating
 Moody Rating A

General Tax Rate Per \$100. 7.74
 State Equalized Tax Rate 1.94

DELRAN TOWNSHIP - BURLINGTON CO.
 Form of Government:
 Mayor-Council Plan D (OMCL 50)
 Number of Members on Governing Body - 5

PER CAPITA: Gross Debt 400.61 PER CENT: Gross Debt 1.07
 Net Debt 152.97 Net Debt .41
 Debt Service 17.28 Tax Levy Collected 97.94
 Total Tax Levy 837.72 Tax Levy Cancelled, Abated
 Municipal Expenditures 342.64 or Adjusted .07

EXPENDITURES		REVENUES-REALIZED		1989 PROPERTY TAX	
GENERAL GOVERNMENT				STATE EQUALIZED TAX RATE	
Governing Body & Public Boards	25,500.00	1989 Property Taxes Collected	11,410,490.50	Local District School Taxes	5,904,442.00
Municipal Clerk	33,450.00	1989 Payments in Lieu of Taxes		Regional & Consolidated School Tax	
Financial Administration	90,513.00	Delinquent Tax & Lien Collections	170,407.07	School Taxes in Municipal Budget	
Assessment of Taxes	55,124.00	Business Personalty Replacement Taxes	135,979.44	County Taxes	3,049,272.36
Collection of Taxes	97,758.00	Taxes from Public Utilities	779,290.00	County Library Taxes	174,694.57
Planning, Housing & Development	44,926.00	Other Miscellaneous Tax Revenues		Local Municipal Purpose Taxes	2,004,100.00
Human Resources	65,659.74	State Aid Revenues	141,203.76	Veteran & Senior Citizen Taxes	111,555.00
Elections		Federal Aid Revenues		Total Taxes far Rote Computation	11,244,063.93
General Administration (other)	440,554.00	State and Local Fiscal Assistance Act Utilized		Special District Taxes	393,000.00
JUDICIARY		Sale of Acquired Property	45,000.00	Bank Corp. Taxes	
Municipal Courts	41,924.29	Other Miscellaneous Revenues	603,700.90	Added and Omitted Taxes	120,193.62
PUBLIC SAFETY		Total	13,343,076.67	Total Taxes Levied - ABSTRACT	11,645,702.55
Fire Protection	13,974.00	Prior Years Surplus Appropriated	1,068,500.00	Total Taxes Billed	11,650,614.45
Police Protection	1,100,733.00	REVENUES TOTAL	14,411,576.67	1989 TAXES COLLECTED	11,410,490.50
Civil Defense & Disaster Control	100.00	Reserve For Uncollected Taxes	373,000.00	1989 Taxes Cancelled, Abated or Adjusted	8,641.45
Environmental Inspection & Control	93,234.00	CAPITAL OUTLAY TOTAL	357,218.50	Transfer to Tax Title Liens or Foreclosed	
Other Public Safety	100.00			Balance Outstanding Dec. 31, 1989	231,482.50
PUBLIC WORKS		CAPITAL DEBT AUTHORIZED, DECEMBER 31, 1989		PRIOR YEARS TAXES OUTSTANDING	
Streets and Drainage	504,176.00	ISSUED AND UNISSUED		Balance January 1, 1989	187,395.37
Sewers and Sewage Processing		School	3,187,000	Collected in 1989	170,407.07
Garbage and Trash Disposal	529,000.00	Self-Liquidating		Cancelled, Abated or Adjusted 1989	4,261.00
Public Buildings and Grounds	52,950.00	Other	2,092,235	Transfers to Tax Title Liens or Foreclosed	
Other Public Works		Total	5,279,235	Balance December 31, 1989	12,727.30
HEALTH and WELFARE		ISSUED AND OUTSTANDING		TAX TITLE LIENS OUTSTANDING	
Health Services Except Environmental	14,955.00	School	3,187,000.00	Balance January 1, 1989	844.49
Welfare-Public Assistance	7,100.00	Self-Liquidating		Transfer From Taxes	
Hospital, Clinics, First Aid		Other	2,015,858	Redeemed in 1989	
Animal, Insect, & Rodent Control	23,227.00	Total	5,202,858	Cancelled, Abated or Adjusted (1989)	344.48
Other Welfare Services		PROPERTY ACQUIRED BY DEED OR FORECLOSURE		Transfers to Foreclosed Property	
RECREATION and CONSERVATION		Balance December 31, 1989		Balance December 31, 1989	3,615.00
Beaches and Boardwalks		ISSUED AND OUTSTANDING		PROPERTY ACQUIRED BY DEED OR FORECLOSURE	
Parks, Playgrounds, Shade Trees		School	3,187,000.00	Balance January 1, 1989	3,615.00
Land Reclamation & Conservation	119,659.00	Self-Liquidating		Transfers From Taxes or Liens	
Other Recreational Services	20,950.00	Other	1,916,000.00	Sale for Cash (1989)	
EDUCATION (excluding schools)		Total	5,103,000.00	Cancelled, Abated or Adjusted (1989)	
Libraries		EQUALIZED VALUATION BASIS FOR NET DEBT COMPUTATION		Balance December 31, 1989	3,615.00
Other Educational Services	100.00	REAL PROPERTY VALUATIONS		CURRENT FINANCES DECEMBER 31, 1989	
STATUTORY EXPENDITURES		Code Class # of Parcels % VAL'N		ASSETS	
Pensions & F. L. C. A.	244,010.53	1 Vacant Land 162 3.22	9,527,700.00	Cash Dec. 31, 1989	2,010,628.86
Employee Fringe Benefits	231,000.00	2 Residential 3496 68.77	203,619,350.00	Taxes Receivable	244,209.80
Other Statutory Expenditures	3,000.00	3 Farm 48 .43	1,272,100.00	Tox Title Liens	
CETA And Other Public Employment Programs		4a Commercial 161 17.02	50,382,700.00	Foreclosed Property	3,615.00
MUNICIPAL FUNCTIONS		4b Industrial 6 .68	2,001,000.00	Emergencies & Other Deferred Charges	78,400.00
CAPITAL IMPROVEMENTS		4c Apartments 2 9.90	29,300,000.00	State and Federal Aid Receivable	3,499.25
DEBT SERVICE		Total 3875	296,102,850.00	Other Receivables	27,586.22
Principal Payments	125,000.00	Land Area 6.91 Sq. Miles		Total	2,367,939.13
Interest Payments	102,752.50	Net Valuation Taxable-Municipal	297,636,063	LIABILITIES, RESERVES, AND SURPLUS	
DEFERRED CHARGES		Net Valuation Taxable-County	523,873,629	Cash Liabilities	854,960.50
SCHOOL, COUNTY, SPECIAL DISTRICT TAXES		State Equalized Valuation	609,172,963	Reserves for Receivables	275,411.02
RESERVE FOR UNCOLLECTED TAXES		State Equalization Ratio	48.73	Surplus Dec. 31, 1989	1,237,567.61
EXPENDITURES TOTAL	14,036,657.46			Total	2,367,939.13

0207
 Population 1980 4,963
 Population 1990 4,800
 S & P Rating
 Moody Rating A1

General Tax Rate Per \$100. 2.01
 State Equalized Tax Rate 1.50

DEMAREST BOROUGH - BERGEN COUNTY
 Form of Government:
 Borough Council
 Number of Members on Governing Body - 6

PER CAPITA:
 Gross Debt 333.68
 Net Debt 331.69
 Debt Service 86.01
 Total Tax Levy 1,816.15
 Municipal Expenditures 641.63

PER CENT:
 Gross Debt .30
 Net Debt .30
 Tax Levy Collected 98.09
 Tax Levy Cancelled, Abated or Adjusted .15

EXPENDITURES		REVENUES-REALIZED		1989 PROPERTY TAX	
				STATE EQUALIZED TAX RATE	
GENERAL GOVERNMENT					
Governing Body & Public Boards				Local District School Taxes .52	3,006,404.00
Municipal Clerk				Regional & Consolidated School Tax .36	2,100,658.33
Financial Administration	75,602.00	1989 Property Taxes Collected	9,553,011.25	School Taxes in Municipal Budget	
Assessment of Taxes	11,945.00	1989 Payments in Lieu of Taxes		County Taxes .22	1,293,917.47
Collection of Taxes	25,431.00	Delinquent Tax & Lien Collections	128,776.95	County Library Taxes	
Planning, Housing & Development	25,345.00	Business Personalty Replacement Taxes	14,453.12	Local Municipal Purpose Taxes .40	2,288,393.66
Human Resources	37,070.00	Taxes from Public Utilities	377,616.00	Veteran & Senior Citizen Taxes	32,350.00
Elections	1,495.00	Other Miscellaneous Tax Revenues		Total Taxes for Rate Computation 1.50	8,721,723.46
General Administration (other)	337,129.63	State Aid Revenues	52,748.23	Special District Taxes	
JUDICIARY		Federal Aid Revenues		Bank Corp. Taxes	
Municipal Courts	19,500.00	State and Local Fiscal Assistance Act Utilized		Added and Omitted Taxes	28,160.00
PUBLIC SAFETY		Sale of Acquired Property		Total Taxes Levied - ABSTRACT	8,717,533.46
Fire Protection	83,175.74	Other Miscellaneous Revenues	194,921.54	Total Taxes Billed	8,719,541.52
Police Protection	657,633.81	Total	9,321,527.09	1989 TAXES COLLECTED	8,553,011.25
Civil Defense & Disaster Control	1,000.00	Prior Years Surplus Appropriated	124,000.00	1989 Taxes Cancelled, Abated or Adjusted	12,677.63
Environmental Inspection & Control	86,345.00	REVENUES TOTAL	9,445,527.09	Transfer to Tax Title Liens or Foreclosed	
Other Public Safety		Reserve For Uncollected Taxes	167,000.00	Balance Outstanding Dec. 31, 1989	153,852.64
PUBLIC WORKS		CAPITAL OUTLAY TOTAL	101,863.77	PRIOR YEARS TAXES OUTSTANDING	
Streets and Drainage				Balance January 1, 1989	128,776.95
Sewers and Sewage Processing	161,875.00	Public Enterprises		Collected in 1989	128,776.95
Garbage and Trash Disposal	290,000.00	Recreation-Culture	18,920.01	Cancelled, Abated or Adjusted 1989	
Public Buildings and Grounds	17,270.00	Public Works	9,111.00	Transfers to Tax Title Liens or Foreclosed	
Other Public Works	282,865.57	Buildings and Grounds	76,832.76	Balance December 31, 1989	
HEALTH and WELFARE		Library and Education		TAX TITLE LIENS OUTSTANDING	
Health Services Except Environmental	12,740.00	Conservation		Balance January 1, 1989	
Welfare-Public Assistance	1,075.00	All Other		Transfer From Taxes	
Hospital, Clinics, First Aid		CAPITAL DEBT AUTHORIZED, DECEMBER 31, 1989		Redeemed in 1989	
Animal, Insect, & Radent Control	2,400.00	ISSUED AND UNISSUED		Cancelled, Abated or Adjusted (1989)	
Other Welfare Services		School		Transfers to Foreclosed Property	
RECREATION and CONSERVATION		Self-Liquidating		Balance December 31, 1989	
Beaches and Boardwalks		Other	1,601,670	PROPERTY ACQUIRED BY DEED OR FORECLOSURE	
Parks, Playgrounds, Shade Trees	4,470.00	Total	1,601,670	Balance January 1, 1989	67,444.00
Land Reclamation & Conservation	475.00	ISSUED AND OUTSTANDING		Transfers From Taxes or Liens	
Other Recreational Services	26,863.00	School		Sale for Cash (1989)	
EDUCATION (excluding schools)		Self-Liquidating		Cancelled, Abated or Adjusted (1989)	
Libraries	10,000.00	Other		Balance December 31, 1989	67,444.00
Other Educational Services		Total	1,592,000.00	CURRENT FINANCES DECEMBER 31, 1989	
STATUTORY EXPENDITURES		EQUALIZED VALUATION BASIS		ASSETS	
Pensions & F. L. C. A.	175,828.26	FOR NET DEBT COMPUTATION	526,950,601	Cash Dec. 31, 1989	627,318.58
Employee Fringe Benefits	59,900.00	REAL PROPERTY VALUATIONS		Taxes Receivable	153,852.64
Other Statutory Expenditures	7,774.00	Code Class # of Parcels % VAL'N	ASSESSED VALUATION	Tax Title Liens	
CETA And Other Public Employment Programs		1 Vacant Land 56 1.97	8,507,200.00	Foreclosed Property	67,444.00
MUNICIPAL FUNCTIONS TOTAL	2,450,287.06	2 Residential 1571 94.26	407,215,540.00	Emergencies & Other Deferred Charges	42,422.68
CAPITAL IMPROVEMENTS *MEMO*	9,500.00	3 Farm		State and Federal Aid Receivable	
DEBT SERVICE		4a Commercial 10 3.77	16,299,000.00	Other Receivables	61,308.51
Principal Payments	310,000.00	4b Industrial		Total	952,346.41
Interest Payments	102,826.04	4c Apartments		LIABILITIES, RESERVES, AND SURPLUS	
DEFERRED CHARGES	49,724.76	Total 1637	432,021,740.00	Cash Liabilities	318,092.24
SCHOOL, COUNTY, SPECIAL DISTRICT TAXES	6,400,979.80	Land Area 2.10 Sq. Miles		Reserves for Receivables	282,605.15
RESERVE FOR UNCOLLECTED TAXES	167,000.00	Net Valuation Taxable-Municipal	432,407,041	Surplus Dec. 31, 1989	351,649.02
EXPENDITURES TOTAL	9,480,817.66	Net Valuation Taxable-County	547,268,994	Total	952,346.41
		State Equalized Valuation	578,495,484		
		State Equalization Ratio	74.73		

0504

Population 1980 3,989
 Population 1990 5,574
 S & P Rating
 Moody Rating AAA

General Tax Rate Per \$100. 2.36
 State Equalized Tax Rate 1.52

DENNIS TOWNSHIP - CAPE MAY COUNTY
 Form of Government:
 Township Committee
 Number of Members on Governing Body - 3

PER CAPITA:
 Gross Debt 632.60
 Net Debt 183.53
 Debt Service 2.40
 Total Tax Levy 705.35
 Municipal Expenditures 428.99

PER CENT:
 Gross Debt 1.87
 Net Debt .54
 Tax Levy Collected 88.52
 Tax Levy Cancelled, Abated or Adjusted .36

EXPENDITURES		REVENUES-REALIZED			1989 PROPERTY TAX		
GENERAL GOVERNMENT					STATE EQUALIZED TAX RATE \rightarrow .94		
Governing Body & Public Boards		1989 Property Taxes Collected	3,489,363.34	Local District School Taxes	.94	2,212,167.00	
Municipal Clerk		1989 Payments in Lieu of Taxes		Regional & Consolidated School Tax			
Financial Administration	64,500.00	Delinquent Tax & Lien Collections	397,635.30	School Taxes in Municipal Budget			
Assessment of Taxes	163,000.00	Business Personalty Replacement Taxes	16,926.52	County Taxes	.37	862,021.35	
Collection of Taxes	76,000.00	Taxes from Public Utilities	651,788.00	County Library Taxes	.02	42,342.21	
Planning, Housing & Development	38,758.27	Other Miscellaneous Tax Revenues		Local Municipal Purpose Taxes	.19	454,233.56	
Human Resources	3,049.40	State Aid Revenues	24,075.42	Veteran & Senior Citizen Taxes		53,250.00	
Elections	2,500.00	Federal Aid Revenues		Total Taxes for Rate Computation	1.32	3,624,014.12	
General Administration (other)	396,432.00	State and Local Fiscal Assistance Act Utilized		Special District Taxes		140,480.00	
JUDICIARY		Sale of Acquired Property		Bank Corp. Taxes			
Municipal Courts	76,000.00	Other Miscellaneous Revenues	400,306.25	Added and Omitted Taxes		220,366.09	
PUBLIC SAFETY		Total	4,980,095.33	Total Taxes Levied - ABSTRACT		3,931,610.21	
Fire Protection		Prior Years Surplus Appropriated	800,000.00	Total Taxes Billed		3,941,709.21	
Police Protection	98,000.00	REVENUES TOTAL	5,780,095.33	1989 TAXES COLLECTED			
Civil Defense & Disaster Control	18,250.00	Reserve For Uncollected Taxes	416,160.36	1989 Taxes Cancelled, Abated or Adjusted		14,243.86	
Environmental Inspection & Control	63,000.00	CAPITAL OUTLAY TOTAL			Transfer to Tax Title Liens or Foreclosed	15,561.34	
Other Public Safety		Public Enterprises		Balance Outstanding Dec. 31, 1989		422,540.67	
PUBLIC WORKS		Recreation-Culture		PRIOR YEARS TAXES OUTSTANDING			
Streets and Drainage	223,000.00	Public Works	45,976.60	Balance January 1, 1989		337,198.03	
Sewers and Sewage Processing	133,855.38	Buildings and Grounds	129,856.20	Collected in 1989		333,311.43	
Garbage and Trash Disposal	267,500.00	Library and Education		Cancelled, Abated or Adjusted 1989		434.18	
Public Buildings and Grounds	53,500.00	Conservation		Transfers to Tax Title Liens or Foreclosed		1,850.07	
Other Public Works		All Other		Balance December 31, 1989		1,602.30	
HEALTH and WELFARE		CAPITAL DEBT AUTHORIZED, DECEMBER 31, 1989			TAX TITLE LIENS OUTSTANDING		
Health Services Except Environmental	7,350.00	ISSUED AND UNISSUED		Balance January 1, 1989		172,095.69	
Welfare-Public Assistance	15,000.00	School	2,280,600	Transfer From Taxes		17,791.33	
Hospital, Clinics, First Aid		Self-Liquidating		Redeemed in 1989		64,324.32	
Animal, Insect, & Rodent Control	16,500.00	Other	1,245,500	Cancelled, Abated or Adjusted (1989)			
Other Welfare Services		Total	3,526,100	Transfers to Foreclosed Property			
RECREATION and CONSERVATION		ISSUED AND OUTSTANDING			Balance December 31, 1989	125,562.70	
Beaches and Boardwalks		School		PROPERTY ACQUIRED BY DEED OR FORECLOSURE			
Parks, Playgrounds, Shade Trees	3,822.93	Self-Liquidating		Balance January 1, 1989		73,140.00	
Land Reclamation & Conservation		Other	1,072,500.00	Transfers From Taxes or Liens			
Other Recreational Services	14,000.00	Total	1,072,500.00	Sale for Cash (1989)			
EDUCATION (excluding schools)		EQUALIZED VALUATION BASIS FOR NET DEBT COMPUTATION			Cancelled, Abated or Adjusted (1989)		
Libraries		REAL PROPERTY VALUATIONS		Balance December 31, 1989		73,140.00	
Other Educational Services		Code	Class	# of Parcels	% VAL'N	ASSESSED VALUATION	
STATUTORY EXPENDITURES		1	Vocant Land	1972	18.54	27,609,602.00	
Pensions & F. L. C. A.	94,777.00	2	Residential	1920	72.29	107,835,390.00	
Employee Fringe Benefits	100,000.00	3	Farm	269	2.37	3,530,200.00	
Other Statutory Expenditures	1,000.00	4a	Commercial	57	5.81	10,153,550.00	
CETA And Other Public Employment Programs		4b	Industrial				
MUNICIPAL FUNCTIONS TOTAL	1,957,315.53	4c	Apornments				
CAPITAL IMPROVEMENTS * MEMO *		Total	4227			149,248,772.00	
DEBT SERVICE		Land Area	64.97	Sq. Miles			
Principal Payments		Net Valuation Taxable-Municipal				151,469,243	
Interest Payments	13,352.00	Net Valuation Taxable-County				200,779,296	
DEFERRED CHARGES		State Equalized Valuation				233,649,798	
SCHOOL, COUNTY, SPECIAL DISTRICT TAXES	1,840.00	State Equalization Ratio				64.49	
RESERVE FOR UNCOLLECTED TAXES	3,257,010.50						
EXPENDITURES TOTAL	5,643,176.45						

Population 1980 14,380
 Population 1990 13,812
 S & P Rating AA-
 Moody Rating A1

General Tax Rate Per \$100. 2.07
 State Equalized Tax Rate 1.47

DENVILLE TOWNSHIP - MORRIS COUNTY
 Form of Government:
 Mayor-Council Plan F (OMCL 50)
 Number of Members on Governing Body - 7

PER CAPITA:
 Gross Debt 1,744.30
 Net Debt 765.91
 Debt Service 69.46
 Total Tax Levy 1,321.76
 Municipal Expenditures 659.04

PER CENT:
 Gross Debt 2.21
 Net Debt .97
 Tax Levy Collected 97.75
 Tax Levy Cancelled, Abated or Adjusted .11

EXPENDITURES		REVENUES-REALIZED		1989 PROPERTY TAX	
GENERAL GOVERNMENT				STATE EQUALIZED TAX RATE	
Governing Body & Public Boards	22,000.00	1989 Property Taxes Collected	17,901,162.53	Local District School Taxes	.51 6,268,730.50
Municipal Clerk		1989 Payments in Lieu of Taxes		Regional & Consolidated School Tax	.41 5,114,924.61
Financial Administration	101,200.00	Delinquent Tax & Lien Collections	390,651.15	School Taxes in Municipal Budget	
Assessment of Taxes	101,000.00	Business Personalty Replacement Taxes	226,249.56	County Taxes	.23 2,851,266.80
Collection of Taxes	72,250.00	Taxes from Public Utilities	1,262,810.81	County Library Taxes	
Planning, Housing & Development	175,000.00	Other Miscellaneous Tax Revenues		Local Municipal Purpose Taxes	.32 3,890,539.40
Human Resources	114,664.00	State Aid Revenues	184,807.93	Veteran & Senior Citizen Taxes	119,650.00
Elections	3,000.00	Federal Aid Revenues		Total Taxes for Rate Computation	1.47 18,245,111.31
General Administration (other)	695,275.00	State and Local Fiscal Assistance Act Utilized		Special District Taxes	
JUDICIARY		Sale of Acquired Property		Bank Corp. Taxes	
Municipal Courts	217,550.00	Other Miscellaneous Revenues	2,354,869.06	Added and Omitted Taxes	130,717.62
PUBLIC SAFETY		Total	27,320,551.04	Total Taxes Levied - ABSTRACT	18,256,178.93
Fire Protection	225,173.61	Prior Years Surplus Appropriated	1,000,000.00	Total Taxes Billed	18,313,973.07
Police Protection	1,579,125.42	REVENUES TOTAL	23,320,551.04	1989 TAXES COLLECTED	17,901,162.53
Civil Defense & Disaster Control	5,350.00	Reserve For Uncollected Taxes	533,512.70	1989 Taxes Cancelled, Abated or Adjusted	21,035.62
Environmental Inspection & Control	131,450.00	CAPITAL OUTLAY TOTAL		Transfer to Tax Title Liens or Foreclosed	26,798.22
Other Public Safety		Public Enterprises	549,195.75	Balance Outstanding Dec. 31, 1989	364,976.70
PUBLIC WORKS		Recreation-Culture		PRIOR YEARS TAXES OUTSTANDING	
Streets and Drainage	781,953.55	Public Works	977,631.84	Balance January 1, 1989	332,607.15
Sewers and Sewage Processing	1,437,000.00	Buildings and Grounds	2,729,642.99	Collected in 1989	317,118.54
Garbage and Trash Disposal		Library and Education		Cancelled, Abated or Adjusted 1989	13,848.41
Public Buildings and Grounds	221,000.00	Conservation	4,256,470.58	Transfers to Tax Title Liens or Foreclosed	1,640.20
Other Public Works		All Other		Balance December 31, 1989	
HEALTH and WELFARE		CAPITAL DEBT AUTHORIZED, DECEMBER 31, 1989		TAX TITLE LIENS OUTSTANDING	
Health Services Except Environmental	157,799.83	ISSUED AND UNISSUED		Balance January 1, 1989	58,703.99
Welfare-Public Assistance	43,410.00	School	892,073	Transfer From Taxes	28,631.28
Hospital, Clinics, First Aid		Self-Liquidating	14,821,965	Redeemed in 1989	73,532.61
Animal, Insect, & Radent Control	11,500.00	Other	3,378,192	Cancelled, Abated or Adjusted (1989)	
Other Welfare Services		Total	24,092,232	Transfers to Foreclosed Property	
RECREATION and CONSERVATION		ISSUED AND OUTSTANDING		Balance December 31, 1989	13,802.66
Beaches and Boardwalks	184,300.00	School	992,073.83	PROPERTY ACQUIRED BY DEED OR FORECLOSURE	
Parks, Playgrounds, Shade Trees	7,000.00	Self-Liquidating	955,000.00	Balance January 1, 1989	279,282.00
Land Reclamation & Conservation	50,850.00	Other	5,556,000.00	Transfers From Taxes or Liens	
Other Recreational Services		Total	7,433,073.83	Sale for Cash (1989)	
EDUCATION (excluding schools)		EQUALIZED VALUATION BASIS FOR NET DEBT COMPUTATION		Cancelled, Abated or Adjusted (1989)	
Libraries	373,532.35	REAL PROPERTY VALUATIONS	1,087,945,342	Balance December 31, 1989	279,282.00
Other Educational Services	300.00	Code Class # of Parcels % VAL'N ASSESSED VALUATION		CURRENT FINANCES DECEMBER 31, 1989	
STATUTORY EXPENDITURES		1 Vacant Land 780 3.99 34,896,450.00		ASSETS	
Pensions & F. L. C. A.	522,942.06	2 Residential 4763 77.95 680,527,660.00		Cash Dec. 31, 1989	5,133,051.61
Employee Fringe Benefits	327,500.00	3 Farm 56 .73 3,239,400.00		Taxes Receivable	364,976.70
Other Statutory Expenditures	100.00	4a Commercial 239 11.22 98,035,500.00		Tax Title Liens	13,802.66
CETA And Other Public Employment Programs		4b Industrial 36 5.35 51,095,900.00		Foreclosed Property	279,282.00
MUNICIPAL FUNCTIONS		4c Apartments 12 .72 6,299,400.00		Emergencies & Other Deferred Charges	
CAPITAL IMPROVEMENTS		Total 5940 874,143,310.00		State and Federal Aid Receivable	
DEBT SERVICE		Land Area 12.70 Sq. Miles		Other Receivables	
Principal Payments	545,000.00	Net Valuation Taxable-Municipal	878,418,128	Total	5,791,112.97
Interest Payments	414,332.00	Net Valuation Taxable-County	1,291,915,216	LIABILITIES, RESERVES, AND SURPLUS	
DEFERRED CHARGES		State Equalized Valuation	1,231,835,001	Cash Liabilities	3,995,884.63
SCHOOL, COUNTY, SPECIAL DISTRICT TAXES	14,234,721.91	State Equalization Ratio	71.22	Reserves for Receivables	658,061.36
RESERVE FOR UNCOLLECTED TAXES	533,512.70			Surplus Dec. 31, 1989	1,137,166.98
EXPENDITURES TOTAL	23,337,562.48			Total	5,791,112.97

DEPTFORD TOWNSHIP - GLOUCESTER CO.

PER CAPITA:

PER CENT:

Population 1980 23,473
 Population 1990 24,137
 S & P Rating
 Moody Rating A

General Tax Rate Per \$100. 3.54
 State Equalized Tax Rate 2.35

Form of Government:

Council-Manager Plan E (OMCL 50)

Number of Members on Governing Body - 7

Gross Debt 173,520.52
 Net Debt 171,448.63
 Debt Service 41,900.94
 Total Tax Levy 797,584.34
 Municipal Expenditures 403,452.29
 Gross Debt 173.52
 Net Debt 171.44
 Debt Service 41.90
 Total Tax Levy 797.58
 Municipal Expenditures 403.45
 PER CENT:
 Gross Debt .65
 Net Debt .63
 Tax Levy Collected 94.34
 Tax Levy Cancelled, Abated or Adjusted .29

EXPENDITURES		REVENUES-REALIZED		1989 PROPERTY TAX	
GENERAL GOVERNMENT				STATE EQUALIZED TAX RATE	
Governing Body & Public Boards	33,000.00	1989 Property Taxes Collected	1,186,924.45	Local District School Taxes	1.14 8,783,298.12
Municipal Clerk	65,341.00	1989 Payments in Lieu of Taxes		Regional & Consolidated School Tax	
Financial Administration	143,610.00	Delinquent Tax & Lien Collections	762,275.55	School Taxes in Municipal Budget	
Assessment of Taxes	110,350.00	Business Personality Replacement Taxes	169,519.05	County Taxes	.70 5,410,444.71
Collection of Taxes	112,617.00	Taxes from Public Utilities	1,439,584.00	County Library Taxes	
Planning, Housing & Development	140,136.00	Other Miscellaneous Tax Revenues		Local Municipal Purpose Taxes	.51 3,690,862.04
Human Resources	71,234.63	State Aid Revenues	357,627.17	Veteran & Senior Citizen Taxes	257,800.00
Elections	15,600.00	Federal Aid Revenues		Total Taxes for Rate Computation	2.35 18,374,394.87
General Administration (other)	973,152.00	State and Local Fiscal Assistance Act Utilized		Special District Taxes	894,343.59
JUDICIARY		Sole of Acquired Property		Bank Corp. Taxes	
Municipal Courts	130,250.15	Other Miscellaneous Revenues	2,124,271.71	Added and Omitted Taxes	272,195.35
PUBLIC SAFETY		Total	23,290,200.74	Total Taxes Levied - ABSTRACT	19,251,133.31
Fire Protection	5,760.00	Prior Years Surplus Appropriated	1,300,000.00	Total Taxes Billed	19,278,296.10
Police Protection	2,041,722.26	REVENUES TOTAL	24,590,200.74	1989 TAXES COLLECTED	18,186,924.46
Civil Defense & Disaster Control	3,500.00	Reserve For Uncollected Taxes	1,233,004.09	1989 Taxes Cancelled, Abated or Adjusted	56,579.53
Environmental Inspection & Control	229,221.00	CAPITAL OUTLAY TOTAL	397,223.14	Transfer to Tax Title Liens or Foreclosed	58,513.12
Other Public Safety		Public Enterprises		Balance Outstanding Dec. 31, 1989	976,278.99
PUBLIC WORKS		Recreation-Culture	7,930.82	PRIOR YEARS TAXES OUTSTANDING	
Streets and Drainage	553,659.60	Public Works	357,424.35	Balance January 1, 1989	1,192,792.47
Sewers and Sewage Processing	324,500.00	Buildings and Grounds	31,867.96	Collected in 1989	924,150.31
Garbage and Trash Disposal	735,000.00	Library and Education		Cancelled, Abated or Adjusted 1989	24,604.14
Public Buildings and Grounds	51,250.00	Conservation		Transfers to Tax Title Liens or Foreclosed	16,422.67
Other Public Works	213,133.00	All Other		Balance December 31, 1989	227,599.35
HEALTH and WELFARE		CAPITAL DEBT AUTHORIZED, DECEMBER 31, 1989		TAX TITLE LIENS OUTSTANDING	
Health Services Except Environmental	19,276.00	ISSUED AND UNISSUED		Balance January 1, 1989	368,931.87
Welfare-Public Assistance	73,369.00	School	170,000	Transfer From Taxes	77,107.99
Hospital, Clinics, First Aid		Self-Liquidating		Redeemed in 1989	38,119.24
Animal, Insect, & Rodent Control	6,037.77	Other	4,138,925	Cancelled, Abated or Adjusted (1989)	
Other Welfare Services		Total	4,308,925	Transfers to Foreclosed Property	
RECREATION and CONSERVATION		ISSUED AND OUTSTANDING		Balance December 31, 1989	407,920.62
Beaches and Boardwalks		School	170,000.00	PROPERTY ACQUIRED BY DEED OR FORECLOSURE	
Parks, Playgrounds, Shade Trees	156,067.00	Self-Liquidating		Balance January 1, 1989	1,027,100.00
Land Reclamation & Conservation	123,641.00	Other	3,538,100.00	Transfers From Taxes or Liens	
Other Recreational Services	3,000.00	Total	3,753,100.00	Sale for Cash (1989)	
EDUCATION (excluding schools)		EQUALIZED VALUATION BASIS FOR NET DEBT COMPUTATION	659,255,239	Cancelled, Abated or Adjusted (1989)	265,700.00
Libraries	213,537.63	REAL PROPERTY VALUATIONS		Balance December 31, 1989	761,400.00
Other Educational Services		Code Class # of Parcels % VAL'N ASSESSED VALUATION		CURRENT FINANCES DECEMBER 31, 1989	
STATUTORY EXPENDITURES		1 Vacant Land 2492 5.73 23,760,200.00		ASSETS	
Pensions & F. I. C. A.	452,856.01	2 Residential 6918 60.15 302,075,600.00		Cash Dec. 31, 1989	4,567,398.18
Employee Fringe Benefits	375,735.85	3 Farm 274 .94 4,678,500.00		Taxes Receivable	1,203,878.34
Other Statutory Expenditures	20,000.00	4a Commercial 293 29.13 146,259,200.00		Tax Title Liens	407,920.62
CETA And Other Public Employment Programs		4b Industrial 5 .47 2,366,400.00		Foreclosed Property	761,400.00
MUNICIPAL FUNCTIONS TOTAL	7,479,756.83	4c Apartments 10 3.59 13,028,200.00		Emergencies & Other Deferred Charges	117,500.00
CAPITAL IMPROVEMENTS * MEMO *	23,750.00	Total 9992 502,163,100.00		State and Federal Aid Receivable	
DEBT SERVICE		Land Area 17.58 Sq. Miles		Other Receivables	435,342.57
Principal Payments	757,650.00	Net Valuation Taxable-Municipal	505,481,403	Total	7,493,439.71
Interest Payments	253,537.59	Net Valuation Taxable-County	690,151,684	LIABILITIES, RESERVES, AND SURPLUS	
DEFERRED CHARGES		State Equalized Valuation	767,531,991	Cash Liabilities	2,746,432.03
SCHOOL, COUNTY, SPECIAL DISTRICT TAXES	15,088,076.42	State Equalization Ratio	65.71	Reserves for Receivables	2,808,541.53
RESERVE FOR UNCOLLECTED TAXES	1,233,004.09			Surplus Dec. 31, 1989	1,938,466.15
EXPENDITURES TOTAL	24,826,074.98			Total	7,493,439.71

Population 1980 14,091
 Population 1990 15,115
 S & P Rating
 Moody Rating A

General Tax Rate Per \$100. 4.52
 State Equalized Tax Rate 2.06

DOVER TOWN - MORRIS COUNTY

Form of Government:

Town Council

Number of Members on Governing Body - 9

PER CAPITA:

Gross Debt 449.16
 Net Debt 313.99
 Debt Service 33.79
 Total Tax Levy 960.68
 Municipal Expenditures 573.68

PER CENT:

Gross Debt 1.12
 Net Debt .79
 Tax Levy Collected 98.17
 Tax Levy Cancelled, Abated or Adjusted .08

EXPENDITURES		REVENUES-REALIZED		1989 PROPERTY TAX	
GENERAL GOVERNMENT				STATE EQUALIZED TAX RATE	
Governing Body & Public Boards	57,827.00	1989 Property Taxes Collected	14,272,010.53	Local District School Taxes	1.00
Municipal Clerk		1989 Payments in Lieu of Taxes	124,676.00	Regional & Consolidated School Tax	
Financial Administration	140,639.00	Delinquent Tax & Lien Collections	301,480.74	School Taxes in Municipal Budget	
Assessment of Taxes	50,242.00	Business Personality Replacement Taxes	299,009.32	County Taxes	.25
Collection of Taxes	52,579.00	Taxes from Public Utilities	565,991.00	County Library Taxes	
Planning, Housing & Development	373,530.00	Other Miscellaneous Tax Revenues		Local Municipal Purpose Taxes	.81
Human Resources	97,298.00	State Aid Revenues	280,864.93	Veteran & Senior Citizen Taxes	
Elections	6,000.00	Federal Aid Revenues	350,000.00	Total Taxes for Rate Computation	2.06
General Administration (other)	563,426.00	State and Local Fiscal Assistance Act Utilized		Special District Taxes	
JUDICIARY		Sale of Acquired Property		Bank Corp. Taxes	
Municipal Courts	146,940.00	Other Miscellaneous Revenues	726,628.90	Added and Omitted Taxes	244,608.02
PUBLIC SAFETY		Total	16,920,660.52	Total Taxes Levied - ABSTRACT	14,520,655.57
Fire Protection	203,130.00	Prior Years Surplus Appropriated	573,000.00	Total Taxes Billed	14,538,685.31
Police Protection	1,309,064.00	REVENUES TOTAL	17,498,660.52	1989 TAXES COLLECTED	14,272,010.53
Civil Defense & Disaster Control	2,209.00	Reserve For Uncollected Taxes	371,544.62	1989 Taxes Cancelled, Abated or Adjusted	11,205.94
Environmental Inspection & Control	93,206.00	CAPITAL OUTLAY	TOTAL	Transfer to Tax Title Liens or Foreclosed	20,859.80
Other Public Safety			559,940.52	Balance Outstanding Dec. 31, 1989	234,609.04
PUBLIC WORKS		Public Enterprises	168,664.41	PRIOR YEARS TAXES OUTSTANDING	
Streets and Drainage	674,826.00	Recreation-Culture	1,830.12	Balance January 1, 1989	228,563.36
Sewers and Sewage Processing	866,935.00	Public Works	229,195.99	Collected in 1989	225,847.12
Garbage and Trash Disposal	1,267,516.00	Buildings and Grounds	100,250.00	Cancelled, Abated or Adjusted 1989	.07
Public Buildings and Grounds	46,160.00	Library and Education		Transfers to Tax Title Liens or Foreclosed	2,716.17
Other Public Works	10,000.00	Conservation		Balance December 31, 1989	
HEALTH and WELFARE		All Other		TAX TITLE LIENS OUTSTANDING	
Health Services Except Environmental	173,924.00	CAPITAL DEBT AUTHORIZED, DECEMBER 31, 1989		Balance January 1, 1989	142,705.26
Welfare-Public Assistance	59,874.00	ISSUED AND UNISSUED		Transfer From Taxes	23,986.27
Hospital, Clinics, First Aid		School	330,000	Redeemed in 1989	75,633.62
Animal, Insect, & Rodent Control	12,600.00	Self-Liquidating	1,713,000	Cancelled, Abated or Adjusted (1989)	
Other Welfare Services		Other	4,746,000	Transfers to Foreclosed Property	
RECREATION and CONSERVATION		Total	6,789,000	Balance December 31, 1989	91,057.91
Beaches and Boardwalks		ISSUED AND OUTSTANDING		PROPERTY ACQUIRED BY DEED OR FORECLOSURE	
Parks, Playgrounds, Shade Trees	155,364.00	School	330,000.00	Balance January 1, 1989	159,000.00
Land Reclamation & Conservation	40,000.00	Self-Liquidating	1,713,000.00	Transfers From Taxes or Liens	
Other Recreational Services	35,138.00	Other	4,632,000.00	Sale for Cash (1989)	
EDUCATION (excluding schools)		Total	6,675,000.00	Cancelled, Abated or Adjusted (1989)	
Libraries	211,674.81	EQUALIZED VALUATION BASIS		Balance December 31, 1989	159,000.00
Other Educational Services		FOR NET DEBT COMPUTATION	603,628,440	CURRENT FINANCES DECEMBER 31, 1989	
STATUTORY EXPENDITURES		REAL PROPERTY VALUATIONS		ASSETS	
Pensions & F. L. C. A.	483,992.00	Code Class # of Parcels % VAL'N		Cash Dec. 31, 1989	1,734,619.54
Employee Fringe Benefits	474,849.00	1 Vacant Land 275 1.38		Taxes Receivable	234,609.04
Other Statutory Expenditures		2 Residential 3316 68.63		Tax Title Liens	91,057.91
CETA And Other Public Employment Programs		3 Farm		Foreclosed Property	159,000.00
MUNICIPAL FUNCTIONS TOTAL	7,619,022.81	4a Commercial 356 15.93		Emergencies & Other Deferred Charges	20,766.24
CAPITAL IMPROVEMENTS *MEMO*	30,000.00	4b Industrial 44 9.51		State and Federal Aid Receivable	8,500.14
DEBT SERVICE		4c Apartments 32 4.54		Other Receivables	1,181,559.14
Principal Payments	275,000.00	Total	4023	Total	3,430,112.01
Interest Payments	235,663.74	Land Area 2.51 Sq. Miles		LIABILITIES, RESERVES, AND SURPLUS	
DEFERRED CHARGES	170,000.00	Net Valuation Taxable-Municipal	316,240,648	Cash Liabilities	1,192,360.53
SCHOOL, COUNTY, SPECIAL DISTRICT TAXES	8,652,120.55	Net Valuation Taxable-County	777,508,183	Reserves for Receivables	1,082,036.33
RESERVE FOR UNCOLLECTED TAXES	371,544.62	State Equalized Valuation	687,141,859	Surplus Dec. 31, 1989	1,155,715.15
EXPENDITURES TOTAL	17,323,351.72	State Equalization Ratio	45.55	Total	3,430,112.01

1507
 Population 1980 64,455
 Population 1990 76,371
 S & P Rating
 Moody Rating A1

General Tax Rate Per \$100. 3.72
 State Equalized Tax Rate 1.78

DOVER TOWNSHIP - OCEAN COUNTY

Form of Government:
 Township Committee

Number of Members on Governing Body - 5

PER CAPITA: PER CENT:
 Gross Debt 621.04 Gross Debt .94
 Net Debt 385.21 Net Debt .58
 Debt Service 54.69 Tax Levy Collected 95.28
 Total Tax Levy 1,430.42 Tax Levy Cancelled, Abated
 Municipal Expenditures 512.81 or Adjusted .21

EXPENDITURES		REVENUES-REALIZED		1989 PROPERTY TAX	
GENERAL GOVERNMENT				STATE EQUALIZED TAX RATE →	
Governing Body & Public Boards	153,275.00	1989 Property Taxes Collected	104,105,346.16	Local District School Taxes	
Municipal Clerk	15,500.00	1989 Payments in Lieu of Taxes		Regional & Consolidated School Tax	1.15 67,278,628.04
Financial Administration	236,381.71	Delinquent Tax & Lien Collections	3,708,014.50	School Taxes in Municipal Budget	
Assessment of Taxes	433,215.00	Business Personalty Replacement Taxes	714,100.52	County Taxes	* 21,685,972.98
Collection of Taxes	285,645.00	Taxes from Public Utilities	5,475,835.00	County Library Taxes	.02 1,422,316.31
Planning, Housing & Development	421,125.00	Other Miscellaneous Tax Revenues		Local Municipal Purpose Taxes	.24 14,169,099.32
Human Resources	619,034.58	State Aid Revenues	715,603.62	Veteran & Senior Citizen Taxes	926,100.00
Elections		Federal Aid Revenues		Total Taxes for Rate Computation	1.78 105,482,116.65
General Administration (other)	4,727,973.00	State and Local Fiscal Assistance Act Utilized		Special District Taxes	3,183,762.33
JUDICIARY		Sale of Acquired Property		Bank Corp. Taxes	
Municipal Courts	121,430.00	Other Miscellaneous Revenues	6,987,515.77	Added and Omitted Taxes	1,502,849.95
PUBLIC SAFETY		Total	121,706,415.57	Total Taxes Levied - ABSTRACT	109,242,623.93
Fire Protection		Prior Years Surplus Appropriated	10,030,000.00	Total Taxes Billed	109,263,192.63
Police Protection	6,654,821.31	REVENUES TOTAL	131,766,415.57	1989 TAXES COLLECTED	104,105,346.16
Civil Defense & Disaster Control	77,970.00	Reserve For Uncollected Taxes	5,500,000.00	1989 Taxes Cancelled, Abated or Adjusted	228,940.30
Environmental Inspection & Control	805,739.98	CAPITAL OUTLAY TOTAL	3,613,456.14	Transfer to Tax Title Liens or Foreclosed	190,673.25
Other Public Safety		Public Enterprises	120,702.54	Balance Outstanding Dec. 31, 1989	4,738,232.92
PUBLIC WORKS		Recreation-Culture	80,555.24	PRIOR YEARS TAXES OUTSTANDING	
Streets and Drainage	3,259,554.14	Public Works	2,759,367.63	Balance January 1, 1989	3,797,341.33
Sewers and Sewage Processing		Buildings and Grounds	652,830.08	Collected in 1989	3,679,740.71
Garbage and Trash Disposal	5,002,611.90	Library and Education		Cancelled, Abated or Adjusted 1989	
Public Buildings and Grounds	264,470.00	Conservation		Transfers to Tax Title Liens or Foreclosed	85,728.96
Other Public Works	347,191.92	All Other		Balance December 31, 1989	31,372.16
HEALTH and WELFARE		CAPITAL DEBT AUTHORIZED, DECEMBER 31, 1989		TAX TITLE LIENS OUTSTANDING	
Health Services Except Environmental	145,135.00	ISSUED AND UNISSUED		Balance January 1, 1989	35,079.42
Welfare-Public Assistance	75,130.00	School	17,162,755	Transfer From Taxes	206,402.21
Hospital, Clinics, First Aid		Self-Liquidating	237,750	Redeemed in 1989	28,273.79
Animal, Insect, & Radent Control		Other	29,429,210	Cancelled, Abated or Adjusted (1989)	
Other Welfare Services		Total	47,429,726	Transfers to Foreclosed Property	
RECREATION and CONSERVATION		ISSUED AND OUTSTANDING		Balance December 31, 1989	216,807.84
Beaches and Boardwalks	305,137.47	School	14,913,412.51	PROPERTY ACQUIRED BY DEED OR FORECLOSURE	
Parks, Playgrounds, Shade Trees	715,763.00	Self-Liquidating	694,000.00	Balance January 1, 1989	1,527,200.00
Land Reclamation & Conservation	991,539.00	Other	23,048,000.00	Transfers From Taxes or Liens	
Other Recreational Services	413,741.00	Total	47,655,412.51	Sale for Cash (1989)	
EDUCATION (excluding schools)		EQUALIZED VALUATION BASIS FOR NET DEBT COMPUTATION	5,070,585,354	Cancelled, Abated or Adjusted (1989)	
Libraries		REAL PROPERTY VALUATIONS		Balance December 31, 1989	1,527,200.00
Other Educational Services	10,200.00	Code Class # of Parcels % VAL'N ASSESSED VALUATION		CURRENT FINANCES DECEMBER 31, 1989	
STATUTORY EXPENDITURES		1 Vacant Land 4797 4.53 126,494,800.00		ASSETS	
Pensions & F. L. C. A.	2,400,105.01	2 Residential 30845 79.25 2,184,051,800.00		Cash Dec. 31, 1989	19,649,007.66
Employee Fringe Benefits	936,230.00	3 Farm 143 .61 11,327,100.00		Taxes Receivable	4,770,105.09
Other Statutory Expenditures		4a Commercial 929 12.72 360,747,400.00		Tax Title Liens	216,307.84
CETA And Other Public Employment Programs		4b Industrial 141 2.41 87,356,000.00		Foreclosed Property	1,527,200.00
MUNICIPAL FUNCTIONS TOTAL	29,437,333.92	4c Apartments 29 1.45 41,185,200.00		Emergencies & Other Deferred Charges	429,370.49
CAPITAL IMPROVEMENTS *MEMO*		Total 36839	2,771,165,300.00	State and Federal Aid Receivable	
DEBT SERVICE		Land Area 41.62 Sq. Miles		Other Receivables	1,055,561.60
Principal Payments	2,325,000.00	Net Valuation Taxable-Municipal	2,009,486,315	Total	27,648,652.67
Interest Payments	1,951,225.30	Net Valuation Taxable-County	5,474,832,970	LIABILITIES, RESERVES, AND SURPLUS	
DEFERRED CHARGES		State Equalized Valuation	5,839,312,256	Cash Liabilities	5,573,525.55
SCHOOL, COUNTY, SPECIAL DISTRICT TAXES	43,851.42	State Equalization Ratio	47.95	Reserves for Receivables	7,563,874.52
RESERVE FOR UNCOLLECTED TAXES	5,500,000.00	EXPENDITURES TOTAL	132,734,325.30	Surplus Dec. 31, 1989	14,505,382.60

*Includes County Health Service Taxes, County Vacational School Taxes, or County Open Space Tax. See Table 13.

Population 1980 1,803
 Population 1990 1,702
 S & P Rating
 Moody Rating

General Tax Rate Per \$100. 6.31
 State Equalized Tax Rate 2.48

DOWNE TOWNSHIP - CUMBERLAND CO.

Form of Government:
 Township Committee

Number of Members on Governing Body - 3

PER CAPITA: Gross Debt 32.78 PER CENT: Gross Debt .12
 Net Debt 20.45 Net Debt .08
 Debt Service 10.56 Tax Levy Collected 90.06
 Total Tax Levy 836.83 Tax Levy Cancelled, Abated
 Municipal Expenditures 484.94 or Adjusted

EXPENDITURES		REVENUES-REALIZED		1989 PROPERTY TAX	
GENERAL GOVERNMENT		REVENUES-REALIZED		STATE EQUALIZED TAX RATE	
Governing Body & Public Boards		1989 Property Taxes Collected	1,284,443.82	Local District Schaal Taxes	1.15
Municipal Clerk		1989 Payments in Lieu of Taxes		Regional & Consolidated School Tax	
Financial Administration	25,300.00	Delinquent Tax & Lien Collections	119,933.98	School Taxes in Municipal Budget	
Assessment of Taxes	61,500.00	Business Personalty Replacement Taxes	33,869.96	County Taxes	1.04 *
Collection of Taxes	21,200.00	Taxes from Public Utilities	158,139.00	Caunty Library Taxes	
Planning, Hausing & Development	7,720.00	Other Miscellaneous Tax Revenues		Local Municipal Purpose Taxes	.29
Human Resources		State Aid Revenues	127,505.07	Veteran & Senior Citizen Taxes	
Elections	2,300.00	Federal Aid Revenues		Total Taxes for Rate Computation	2.48
General Administration (other)	105,430.00	State and Local Fiscal Assistance Act Utilized		Special District Taxes	
JUDICIARY		Sale of Acquired Property		Bank Corp. Taxes	
Municipal Courts	16,720.00	Other Miscellaneous Revenues	100,554.29	Added and Omitted Taxes	
PUBLIC SAFETY		Total	1,824,446.12	Total Taxes Levied - ABSTRACT	
Fire Protection	200.00	Prior Years Surplus Appropriated	152,000.00	Total Taxes Billed	
Police Protection	17,000.00	REVENUES TOTAL	1,976,446.12	1989 TAXES COLLECTED	
Civil Defense & Disaster Control	2,900.00	Reserve For Uncollected Taxes	157,378.00	1989 Taxes Cancelled, Abated or Adjusted	
Environmental Inspection & Control	13,500.00			Transfer to Tax Title Liens or Fareclosed	
Other Public Safety				Balance Outstanding Dec. 31, 1989	
PUBLIC WORKS		CAPITAL OUTLAY TOTAL		PRIOR YEARS TAXES OUTSTANDING	
Streets and Drainage	241,775.00	Public Enterprises		Balance January 1, 1989	107,180.00
Sewers and Sewage Processing		Recreation-Culture		Collected in 1989	105,995.61
Garbage and Trash Disposal	63,400.00	Public Works		Cancelled, Abated or Adjusted 1989	
Public Buildings and Grounds	5,000.00	Buildings and Grounds		Transfers to Tax Title Liens or Fareclosed	
Other Public Works	1,500.00	Library and Education		Balance December 31, 1989	1,184.39
HEALTH and WELFARE		Conservation		TAX TITLE LIENS OUTSTANDING	
Health Services Except Environmental	150.00	All Other		Balance January 1, 1989	43,972.00
Welfare-Public Assistance	2,350.00			Transfer From Taxes	
Hospital, Clinics, First Aid		CAPITAL DEBT AUTHORIZED, DECEMBER 31, 1989		Redeemed in 1989	
Animal, Insect, & Rodent Control	4,500.00	ISSUED AND UNISSUED		Cancelled, Abated or Adjusted (1989)	
Other Welfare Services		School	21,000	Transfers to Fareclosed Property	
RECREATION and CONSERVATION		Self-Liquidating		Balance December 31, 1989	
Beaches and Boardwalks		Other	34,800	PROPERTY ACQUIRED BY DEED OR	
Parks, Playgrounds, Shade Trees		Total	55,800	FORECLOSURE	
Land Reclamation & Conservation		ISSUED AND OUTSTANDING		Balance January 1, 1989	48,500.00
Other Recreational Services		School		Transfers From Taxes or Liens	
EDUCATION (excluding schools)		Self-Liquidating		Sale for Cash (1989)	
Libraries		Other		Cancelled, Abated or Adjusted (1989)	
Other Educational Services		Total		Balance December 31, 1989	48,500.00
STATUTORY EXPENDITURES		EQUALIZED VALUATION BASIS		CURRENT FINANCES DECEMBER 31, 1989	
Pensions & F. L. C. A.	21,122.00	FOR NET DEBT COMPUTATION	46,004.089	ASSETS	
Employee Fringe Benefits	10,000.00	REAL PROPERTY VALUATIONS		Cash Dec. 31, 1989	805,966.03
Other Statutory Expenditures	100.00	Code Class # of Parcels % VAL'N ASSESSED VALUATION		Taxes Receivable	137,226.41
CETA And Other Public Employment Programs		1 Vacant Land 962 17.63 3,680,900.00		Tax Title Liens	35,933.58
MUNICIPAL FUNCTIONS TOTAL	641,719.00	2 Residential 923 63.60 13,242,500.00		Fareclosed Property	48,500.00
CAPITAL IMPROVEMENTS * MEMO *		3 Farm 139 7.96 1,657,100.00		Emergencies & Other Deferred Charges	53,842.00
DEBT SERVICE		4a Commercial 75 9.79 2,039,100.00		State and Federal Aid Receivable	40,685.79
Principal Payments	15,400.00	4b Industrial 4 .67 140,100.00		Other Receivables	6,494.00
Interest Payments	2,566.30	4c Apartments 2 .30 63,200.00		Total	1,123,647.81
DEFERRED CHARGES		Total 2110 20,321,900.00		LIABILITIES, RESERVES, AND SURPLUS	
SCHOOL, COUNTY, SPECIAL DISTRICT TAXES	3,307.00	Land Area 54.35 Sq. Miles		Cash Liabilities	592,988.98
RESERVE FOR UNCOLLECTED TAXES	1,265,572.14	Net Valuation Taxable-Municipal	21,187,756	Reserves for Receivables	268,839.78
EXPENDITURES TOTAL	2,091,941.44	Net Valuation Taxable-County	48,646,032	Surplus Dec. 31, 1989	266,819.05
		State Equalized Valuation	53,294,119	Total	1,123,647.81
		State Equalization Ratio	39.34		

*Includes County Health Service Taxes, County Vacational Schaal Taxes, or County Open Space Tax. See Table 13.

0210

DUMONT BOROUGH - BERGEN COUNTY

PER CAPITA:

PER CENT:

Population 1980 13,334
 Population 1990 17,137
 S & P Rating
 Moody Rating A

General Tax Rate Per \$100. 1.72
 State Equalized Tax Rate 2.05

Form of Government:

Borough Council

Number of Members on Governing Body - 6

Gross Debt 227.10
 Net Debt 225.33
 Debt Service 48.44
 Total Tax Levy 1,223.75
 Municipal Expenditures 546.23
 PER CENT:
 Gross Debt .42
 Net Debt .42
 Tax Levy Collected 99.40
 Tax Levy Cancelled, Abated or Adjusted .12

EXPENDITURES		REVENUES-REALIZED			1989 PROPERTY TAX	
GENERAL GOVERNMENT					STATE EQUALIZED TAX RATE	
Governing Body & Public Boards		1989 Property Taxes Collected	20,765,834.61	Local District School Taxes	1.73	11,475,920.00
Municipal Clerk		1989 Payments in Lieu of Taxes		Regional & Consolidated School Tax		
Financial Administration	34,100.00	Delinquent Tax & Lien Collections	188,337.04	School Taxes in Municipal Budget		
Assessment of Taxes	32,275.10	Business Personalty Replacement Taxes	63,051.10	County Taxes	.22	2,281,503.79
Collection of Taxes	6,357.20	Taxes from Public Utilities	906,969.00	County Library Taxes		
Planning, Housing & Development	15,000.00	Other Miscellaneous Tax Revenues		Local Municipal Purpose Taxes	.70	7,141,350.73
Human Resources	92,133.50	State Aid Revenues	244,901.34	Veteron & Senior Citizen Taxes		179,150.00
Elections	3,720.00	Federal Aid Revenues		Total Taxes for Rate Computation	2.05	21,077,690.52
General Administration (other)	587,279.56	State and Local Fiscal Assistance Act Utilized		Special District Taxes		
JUDICIARY		Sale of Acquired Property		Bank Corp. Taxes		
Municipal Courts	5,429.44	Other Miscellaneous Revenues	436,304.77	Added ond Omitted Taxes		134,050.80
PUBLIC SAFETY		Total	22,610,398.42	Total Taxes Levied - ABSTRACT		21,032,591.32
Fire Protection	2,112.93	Prior Years Surplus Appropriated	330,000.00	Total Taxes Billed		21,102,999.43
Palice Protection	1,732,347.38	REVENUES TOTAL	22,940,398.42	1989 TAXES COLLECTED		20,765,834.61
Civil Defense & Disoster Control		Reserve For Uncollected Taxes	431,000.00	1989 Taxes Cancelled, Aboted or Adjusted		24,298.06
Environmental Inspection & Control	35,222.00	CAPITAL OUTLAY TOTAL	215,215.94	Transfer to Tax Title Liens ar Fareclosed		
Other Public Safety		Public Enterprises		Balance Outstanding Dec. 31, 1989		312,366.76
PUBLIC WORKS		Recreation—Culture		PRIOR YEARS TAXES OUTSTANDING		
Streets and Drainage	630,644.43	Public Works	206,934.36	Balance January 1, 1989		204,958.23
Sewers and Sewage Processing	2,467,502.00	Buildings and Grounds	8,281.48	Collected in 1989		188,337.04
Garbage ond Trash Disposal		Library and Education		Cancelled, Abated ar Adjusted 1989		14,021.69
Public Buildings and Grounds	33,255.00	Conservation		Transfers to Tax Title Liens or Foreclosed		
Other Public Works	39,000.00	All Other		Balance December 31, 1989		2,599.51
HEALTH and WELFARE		CAPITAL DEBT AUTHORIZED, DECEMBER 31, 1989		TAX TITLE LIENS OUTSTANDING		
Health Services Except Environmental	60,071.00	ISSUED AND UNISSUED		Balance January 1, 1989		
Welfare-Public Assistance	3,224.99	School		Transfer From Taxes		
Hospital, Clinics, First Aid		Self-Liquidoting		Redeemed in 1989		
Animal, Insect, & Rodent Control		Other	3,903,250	Cancelled, Abated or Adjusted (1989)		
Other Welfore Services		Total	3,903,250	Transfers to Foreclosed Property		
RECREATION and CONSERVATION		ISSUED AND OUTSTANDING		Balance December 31, 1989		
Beaches ond Boardwalks		School		PROPERTY ACQUIRED BY DEED OR FORECLOSURE		
Parks, Playgrounds, Shade Trees		Self-Liquidating		Balance January 1, 1989		79,526.00
Land Reclamation & Conservation	252,700.00	Other	3,903,250.00	Transfers From Taxes ar Liens		
Other Recreational Services	57,317.00	Total	3,903,250.00	Sole for Cosh (1989)		
EDUCATION (excluding schools)		EQUALIZED VALUATION BASIS FOR NET DEBT COMPUTATION		Cancelled, Abated or Adjusted (1989)		
Libraries	269,927.00	REAL PROPERTY VALUATIONS		Balance December 31, 1989		79,526.00
Other Educational Services		Code Class # of Parcels % VAL'N ASSESSED VALUATION		CURRENT FINANCES DECEMBER 31, 1989		
STATUTORY EXPENDITURES		1 Vacant Land 64 .32 3,485,300.00		ASSETS		
Pensions & F. L. C. A.	451,115.93	2 Residential 4866 89.81 973,279,400.00		Cosh Dec. 31, 1989		986,080.63
Employee Fringe Benefits	272,353.91	3 Form 1 11,700.00		Taxes Receivable		315,466.27
Other Statutory Expenditures		4a Commercial 137 6.19 67,103,300.00		Tax Title Liens		
CETA And Other Public Employment Programs		4b Industrial 11 .52 5,670,800.00		Foreclosed Property		79,526.00
MUNICIPAL FUNCTIONS TOTAL	7,539,229.42	4c Apartments 23 3.15 34,117,600.00		Emergencies & Other Deferred Charges		124,963.00
CAPITAL IMPROVEMENTS *MEMO*	26,500.00	Total 5122 1,083,668,100.00		State ond Federal Aid Receivable		77,268.63
DEBT SERVICE		Land Area 1.80 Sq. Miles		Other Receivables		13,284.40
Principal Payments	510,000.00	Net Valuation Taxable-Municipal	1,092,132,741	Total		1,596,588.93
Interest Payments	322,539.68	Net Valuation Taxable-County	968,423,460	LIABILITIES, RESERVES, AND SURPLUS		
DEFERRED CHARGES	535,208.60	State Equalized Valuation	1,020,292,932	Cash Liabilities		638,302.85
SCHOOL, COUNTY, SPECIAL DISTRICT TAXES	13,757,489.79	State Equalization Ratio	107.10	Reserves for Receivables		408,276.67
RESERVE FOR UNCOLLECTED TAXES	431,000.00			Surplus Dec. 31, 1989		550,009.41
EXPENDITURES TOTAL	23,145,466.49			Total		1,596,588.93

Population 1980 6,593
 Population 1990 6,523
 S & P Rating
 Moody Rating

General Tax Rate Per \$100. 4.47
 State Equalized Tax Rate 1.93

DUNELLEN BOROUGH - MIDDLESEX CO.

Form of Government:

Borough Council

Number of Members on Governing Body - 6

PER CAPITA:

Gross Debt 147.76
 Net Debt 147.76
 Debt Service 18.35
 Total Tax Levy 1,015.40
 Municipal Expenditures 441.76

PER CENT:

Gross Debt .33
 Net Debt .33
 Tax Levy Collected 96.71
 Tax Levy Cancelled, Abated or Adjusted .02

EXPENDITURES	REVENUES-REALIZED	1989 PROPERTY TAX
GENERAL GOVERNMENT		STATE EQUALIZED TAX RATE
Governing Body & Public Boards	1989 Property Taxes Collected 5,423,047.00	Local District School Taxes 1.12 3,760,172.00
Municipal Clerk	1989 Payments in Lieu of Taxes 127,382.00	Regional & Consolidated School Tax
Financial Administration 12,957.00	Delinquent Tax & Lien Collections 213,461.00	School Taxes in Municipal Budget
Assessment of Taxes 25,502.00	Business Personalty Replacement Taxes 339,507.00	County Taxes .41 1,367,436.77
Collection of Taxes 41,739.00	Other Miscellaneous Tax Revenues 80,239.00	County Library Taxes
Planning, Housing & Development 10,753.00	Federal Aid Revenues	Local Municipal Purpose Taxes .44 1,487,466.00
Human Resources 32,129.00	State and Local Fiscal Assistance Act Utilized	Veteran & Senior Citizen Taxes 73,050.00
Electians 3,300.00	Sale of Acquired Property 238,609.00	Total Taxes for Rate Computation 1.97 6,688,124.77
General Administration (other) 254,070.00	Other Miscellaneous Revenues 7,422,245.00	Special District Taxes
JUDICIARY	TOTAL 7,422,245.00	Bank Corp. Taxes
Municipal Courts 51,838.00	Prior Years Surplus Appropriated	Added and Omitted Taxes 13,426.00
PUBLIC SAFETY	REVENUES TOTAL 7,422,245.00	Total Taxes Levied - ABSTRACT 6,628,500.77
Fire Protection 82,009.00	Reserve For Uncollected Taxes 155,000.00	Total Taxes Billed 6,641,300.00
Police Protection 673,955.00	CAPITAL OUTLAY TOTAL 458,327.00	1989 TAXES COLLECTED 6,423,047.00
Civil Defense & Disaster Control 500.00	Public Enterprises	1989 Taxes Cancelled, Abated or Adjusted 1,063.00
Environmental Inspection & Control 12,314.00	Recreation-Culture	Transfer to Tax Title Liens or Foreclosed 7,121.00
Other Public Safety	Public Works 438,183.00	Balance Outstanding Dec. 31, 1989 210,069.00
PUBLIC WORKS	Buildings and Grounds 20,144.00	PRIOR YEARS TAXES OUTSTANDING
Streets and Drainage 233,076.00	Library and Education	Balance January 1, 1989 130,219.00
Sewers and Sewage Processing 595,439.00	Conservation	Collected in 1989 127,382.00
Garbage and Trash Disposal 44,720.00	All Other	Cancelled, Abated or Adjusted 1989
Public Buildings and Grounds 55,576.00	CAPITAL DEBT AUTHORIZED, DECEMBER 31, 1989	Transfers to Tax Title Liens or Foreclosed 2,837.00
Other Public Works	ISSUED AND UNISSUED GROSS DEBT NET DEBT	Balance December 31, 1989
HEALTH and WELFARE	School 964,600 964,600	TAX TITLE LIENS OUTSTANDING
Health Services Except Environmental 11,735.00	Self-Liquidating	Balance January 1, 1989 26,699.00
Welfare-Public Assistance 6,375.00	Other 964,600 964,600	Transfer From Taxes 10,299.00
Hospital, Clinics, First Aid 250.00	ISSUED AND OUTSTANDING	Redeemed in 1989
Animal, Insect, & Radent Control	School	Cancelled, Abated or Adjusted (1989)
Other Welfare Services	Self-Liquidating	Transfers to Foreclosed Property
RECREATION and CONSERVATION	Other 431,200.00	Balance December 31, 1989 36,998.00
Beaches and Boardwalks 4,000.00	TOTAL 431,200.00	PROPERTY ACQUIRED BY DEED OR FORECLOSURE
Parks, Playgrounds, Shade Trees 3,430.00	EQUALIZED VALUATION BASIS FOR NET DEBT COMPUTATION 295,489,064	Balance January 1, 1989
Land Reclamation & Conservation 42,203.00	REAL PROPERTY VALUATIONS	Transfers From Taxes or Liens
Other Recreational Services	Code Class # of Parcels % VAL'N ASSESSED VALUATION	Sale for Cash (1989)
EDUCATION (excluding schools)	1 Vacant Land 54 .65 935,800.00	Cancelled, Abated or Adjusted (1989)
Libraries 90,006.00	2 Residential 1846 81.93 118,736,800.00	Balance December 31, 1989
Other Educational Services	3 Farm 103 11.69 16,948,300.00	CURRENT FINANCES DECEMBER 31, 1989
STATUTORY EXPENDITURES	4a Commercial 7 4.72 6,843,700.00	ASSETS
Pensions & F. I. C. A. 165,890.00	4c Apartments 5 1.01 1,460,300.00	Cash Dec. 31, 1989 678,933.00
Employee Fringe Benefits 105,930.00	Total 2015 144,924,900.00	Taxes Receivable 210,069.00
Other Statutory Expenditures	Land Area 1.04 Sq. Miles	Tax Title Liens 36,998.00
CETA And Other Public Employment Programs	Net Valuation Taxable-Municipal 148,274,583	Foreclosed Property
MUNICIPAL FUNCTIONS TOTAL 2,569,773.00	Net Valuation Taxable-County 363,490,752	Emergencies & Other Deferred Charges 397,750.00
CAPITAL IMPROVEMENTS *MEMO* 21,250.00	State Equalized Valuation 330,288,457	State and Federal Aid Receivable
DEBT SERVICE	State Equalization Ratio 44.34	Other Receivables 439,855.00
Principal Payments 67,000.00		TOTAL 1,763,605.00
Interest Payments 52,733.00		LIABILITIES, RESERVES, AND SURPLUS
DEFERRED CHARGES 39,204.00		Cash Liabilities 1,039,381.00
SCHOOL, COUNTY, SPECIAL DISTRICT TAXES 5,127,608.77		Reserves for Receivables 686,922.00
RESERVE FOR UNCOLLECTED TAXES 155,000.00		Surplus Dec. 31, 1989 37,302.00
EXPENDITURES TOTAL 8,011,338.77		TOTAL 1,763,605.00

Population 1980 1,009
 Population 1990 1,476
 S & P Rating
 Moody Rating

General Tax Rate Per \$100. 1.67
 State Equalized Tax Rate 1.45

EAGLESWOOD TOWNSHIP - OCEAN CO.

Form of Government:
 Township Committee

Number of Members on Governing Body - 3

PER CAPITA:
 Gross Debt 1,312.67
 Net Debt 112.15
 Debt Service
 Total Tax Levy 1,072.38
 Municipal Expenditures 592.38

PER CENT:
 Gross Debt 2.37
 Net Debt .20
 Tax Levy Collected 80.80
 Tax Levy Cancelled, Abated or Adjusted .52

EXPENDITURES		REVENUES-REALIZED		1989 PROPERTY TAX	
GENERAL GOVERNMENT		REVENUES-REALIZED		STATE EQUALIZED TAX RATE	
Governing Body & Public Boards		1989 Property Taxes Collected	1,279,725.75	Local District School Taxes	.57 617,923.00
Municipal Clerk		1989 Payments in Lieu of Taxes		Regional & Consolidated School Tax	.51 546,376.22
Financial Administration	20,950.00	Delinquent Tax & Lien Collections	104,814.13	School Taxes in Municipal Budget	
Assessment of Taxes	17,900.00	Business Personalty Replacement Taxes	4,648.76	County Taxes	.29 * 310,649.19
Collection of Taxes	32,175.00	Taxes from Public Utilities	156,337.00	County Library Taxes	.02 20,377.34
Planning, Housing & Development	35,336.66	Other Miscellaneous Tax Revenues		Local Municipal Purpose Taxes	.07 73,062.03
Human Resources	9,183.93	State Aid Revenues	14,317.79	Veteran & Senior Citizen Taxes	
Elections		Federal Aid Revenues		Total Taxes far Rate Computation	1.46 1,589,187.78
General Administration (other)	133,608.82	State and Local Fiscal Assistance Act Utilized		Special District Taxes	
JUDICIARY		Sale of Acquired Property		Bank Corp. Taxes	
Municipal Courts	32,400.00	Other Miscellaneous Revenues	479,161.68	Added and Omitted Taxes	14,448.44
PUBLIC SAFETY		Total	2,039,005.11	Total Taxes Levied - ABSTRACT	1,592,830.22
Fire Protection	25,103.57	Prior Years Surplus Appropriated		Total Taxes Billed	1,583,730.79
Police Protection	5,000.00	REVENUES TOTAL	2,039,005.11	1989 TAXES COLLECTED	1,279,725.75
Civil Defense & Disaster Control	295.69	Reserve Far Uncollected Taxes	186,549.18	1989 Taxes Cancelled, Abated or Adjusted	8,200.06
Environmental Inspection & Control	12,977.71	CAPITAL OUTLAY TOTAL	49,856.00	Transfer to Tax Title Liens or Foreclosed	70,320.83
Other Public Safety		PUBLIC ENTERPRISES		Balance Outstanding Dec. 31, 1989	225,490.14
PUBLIC WORKS		Public Enterprises		PRIOR YEARS TAXES OUTSTANDING	
Streets and Drainage	53,573.70	Recreation-Culture		Balance January 1, 1989	114,860.49
Sewers and Sewage Processing	4,734.44	Public Works	22,500.00	Collected in 1989	102,741.25
Garbage and Trash Disposal	155,072.00	Buildings and Grounds	27,306.00	Cancelled, Abated or Adjusted 1989	
Public Buildings and Grounds	14,009.22	Library and Education		Transfers to Tax Title Liens or Foreclosed	12,112.24
Other Public Works		Conservation		Balance December 31, 1989	
HEALTH and WELFARE		All Other		TAX TITLE LIENS OUTSTANDING	
Health Services Except Environmental	100.00	CAPITAL DEBT AUTHORIZED, DECEMBER 31, 1989		Balance January 1, 1989	88,993.79
Welfare-Public Assistance	2,500.00	ISSUED AND UNISSUED		Transfer From Taxes	82,440.07
Hospital, Clinics, First Aid		School	1,432,559	Redeemed in 1989	2,072.89
Animal, Insect, & Rodent Control	7,025.50	Self-Liquidating	339,412	Cancelled, Abated or Adjusted (1989)	
Other Welfare Services		Other	165,530	Transfers to Foreclosed Property	
RECREATION and CONSERVATION		Total	1,937,501	Balance December 31, 1989	169,365.98
Beaches and Boardwalks		ISSUED AND OUTSTANDING		PROPERTY ACQUIRED BY DEED OR FORECLOSURE	
Parks, Playgrounds, Shade Trees		School	1,432,559.00	Balance January 1, 1989	843,694.00
Land Reclamation & Conservation	1,600.00	Self-Liquidating	339,412.13	Transfers From Taxes or Liens	
Other Recreational Services	7,200.00	Other	50,000.00	Sale far Cash (1989)	
EDUCATION (excluding schools)		Total	1,821,971.13	Cancelled, Abated or Adjusted (1989)	
Libraries	250.00	EQUALIZED VALUATION BASIS FOR NET DEBT COMPUTATION	81,809,233	Balance December 31, 1989	843,694.00
Other Educational Services		REAL PROPERTY VALUATIONS		CURRENT FINANCES DECEMBER 31, 1989	
STATUTORY EXPENDITURES		Code Class # of Parcels % VAL'N ASSESSED VALUATION		ASSETS	
Pensions & F. L. C. A.	27,142.30	1 Vacant Land 573 27.4%	25,705,700.00	Cash Dec. 31, 1989	432,992.92
Employee Fringe Benefits	39,116.20	2 Residential 568 56.74	52,632,400.00	Taxes Receivable	225,490.14
Other Statutory Expenditures	3,000.00	3 Farm 8 .21	192,200.00	Tax Title Liens	169,365.98
CETA And Other Public Employment Programs		4a Commercial 58 12.51	11,673,600.00	Foreclosed Property	843,694.00
MUNICIPAL FUNCTIONS TOTAL	650,439.70	4b Industrial 3 3.19	2,983,800.00	Emergencies & Other Deferred Charges	24,004.30
CAPITAL IMPROVEMENTS * MEMO *	7,500.00	4c Apartments 1 .20	244,100.00	State and Federal Aid Receivable	7,124.70
DEBT SERVICE		Total 1216	93,501,900.00	Other Receivables	305,093.13
Principal Payments		Land Area 16.50 Sq. Miles		Total	2,007,770.17
Interest Payments		Net Valuation Taxable-Municipal	93,394,750	LIABILITIES, RESERVES, AND SURPLUS	
DEFERRED CHARGES	37,337.61	Net Valuation Taxable-County	79,870,409	Cash Liabilities	445,396.83
SCHOOL, COUNTY, SPECIAL DISTRICT TAXES	1,425,325.75	State Equalized Valuation	103,039,503	Reserves far Receivables	1,464,648.25
RESERVE FOR UNCOLLECTED TAXES	186,549.18	State Equalization Ratio	86.96	Surplus Dec. 31, 1989	97,225.09
EXPENDITURES TOTAL	2,367,672.24			Total	2,007,770.17

*Includes County Health Service Taxes, County Vocational School Taxes, or County Open Space Tax. See Table 13.

1008
 Population 1980 3,468
 Population 1990 4,332
 S & P Rating
 Moody Rating

General Tax Rate Per \$100. 1.33
 State Equalized Tax Rate 1.57

EAST AMWELL TWP. - HUNTERDON CO.

Form of Government:

Township Committee

Number of Members on Governing Body - 3

PER CAPITA:
 Gross Debt 122.88 PER CENT:
 Net Debt 107.69 Gross Debt .19
 Debt Service Net Debt .17
 Total Tax Levy 1,171.92 Tax Levy Collected 94.46
 Municipal Expenditures 281.00 Tax Levy Cancelled, Abated or Adjusted .78

EXPENDITURES		REVENUES-REALIZED		1989 PROPERTY TAX	
GENERAL GOVERNMENT		REVENUES-REALIZED		STATE EQUALIZED TAX RATE	
Governing Body & Public Boards		1989 Property Taxes Collected	4,802,295.35	Local District School Taxes	.78
Municipal Clerk		1989 Payments in Lieu of Taxes		Regional & Consolidated School Tax	.34
Financial Administration	29,680.00	Delinquent Tax & Lien Collections	187,746.00	School Taxes in Municipal Budget	
Assessment of Taxes	20,295.00	Business Personalty Replacement Taxes	59,095.00	County Taxes	.32
Collection of Taxes	23,185.00	Taxes from Public Utilities	186,433.00	County Library Taxes	.02
Planning, Housing & Development	74,789.00	Other Miscellaneous Tax Revenues		Local Municipal Purpose Taxes	.10
Human Resources		State Aid Revenues	20,501.07	Veteran & Senior Citizen Taxes	
Elections		Federal Aid Revenues		Total Taxes for Rate Computation	1.56
General Administration (other)	197,853.00	State and Local Fiscal Assistance Act Utilized		Special District Taxes	
JUDICIARY		Sale of Acquired Property		Bank Corp. Taxes	
Municipal Courts	15,607.50	Other Miscellaneous Revenues	258,530.36	Added and Omitted Taxes	
PUBLIC SAFETY		Total	5,514,600.78	Total Taxes Levied - ABSTRACT	
Fire Protection	44,414.00	Prior Years Surplus Appropriated	300,000.00	Total Taxes Billed	5,084,176.15
Police Protection	27,600.00	REVENUES TOTAL	5,814,600.78	1989 TAXES COLLECTED	4,802,295.35
Civil Defense & Disaster Control		Reserve For Uncollected Taxes	204,512.36	1989 Taxes Cancelled, Abated or Adjusted	39,764.52
Environmental Inspection & Control	23,444.00	CAPITAL OUTLAY TOTAL	409,676.47	Transfer to Tax Title Liens or Foreclosed	34.58
Other Public Safety		Public Enterprises		Balance Outstanding Dec. 31, 1989	242,081.70
PUBLIC WORKS		Recreation-Culture		PRIOR YEARS TAXES OUTSTANDING	
Streets and Drainage	343,771.00	Public Works		Balance January 1, 1989	187,659.96
Sewers and Sewage Processing	15,100.00	Buildings and Grounds	409,676.47	Collected in 1989	180,446.95
Garbage and Trash Disposal	8,800.00	Library and Education		Cancelled, Abated or Adjusted 1989	
Public Buildings and Grounds	23,395.00	Conservation		Transfers to Tax Title Liens or Foreclosed	
Other Public Works		All Other		Balance December 31, 1989	7,213.01
HEALTH and WELFARE		CAPITAL DEBT AUTHORIZED, DECEMBER 31, 1989		TAX TITLE LIENS OUTSTANDING	
Health Services Except Environmental	27,420.00	ISSUED AND UNISSUED		Balance January 1, 1989	8,307.04
Welfare-Public Assistance	3,070.00	School	65,795	Transfer From Taxes	34.58
Hospital, Clinics, First Aid		Self-Liquidating		Redeemed in 1989	7,299.05
Animal, Insect, & Rodent Control		Other	466,500	Cancelled, Abated or Adjusted (1989)	
Other Welfare Services		Total	532,295	Transfers to Foreclosed Property	
RECREATION and CONSERVATION		ISSUED AND OUTSTANDING		Balance December 31, 1989	1,042.57
Beaches and Boardwalks		School	65,795.32	PROPERTY ACQUIRED BY DEED OR FORECLOSURE	
Parks, Playgrounds, Shade Trees	3,195.00	Self-Liquidating		Balance January 1, 1989	49,100.00
Land Reclamation & Conservation	2,675.00	Other	466,500.00	Transfers From Taxes or Liens	
Other Recreational Services	7,650.00	Total	532,295.32	Sale for Cash (1989)	
EDUCATION (excluding schools)		EQUALIZED VALUATION BASIS FOR NET DEBT COMPUTATION		Cancelled, Abated or Adjusted (1989)	
Libraries		REAL PROPERTY VALUATIONS		Balance December 31, 1989	49,100.00
Other Educational Services		Code Class # of Parcels % VAL'N ASSESSED VALUATION		CURRENT FINANCES DECEMBER 31, 1989	
STATUTORY EXPENDITURES		1 Vacant Land 230 4.76 18,020,400.00		ASSETS	
Pensions & F. L. C. A.	41,510.69	2 Residential 1072 67.55 255,898,200.00		Cash Dec. 31, 1989	1,099,074.31
Employee Fringe Benefits	27,476.00	3 Farm 737 18.52 70,183,020.00		Taxes Receivable	249,294.71
Other Statutory Expenditures	10.00	4a Commercial 50 8.57 32,854,117.00		Tax Title Liens	1,042.57
CETA And Other Public Employment Programs		4b Industrial		Foreclosed Property	49,100.00
MUNICIPAL FUNCTIONS TOTAL	970,960.19	4c Apartments 6 .50 1,375,900.00		Emergencies & Other Deferred Charges	73,112.00
CAPITAL IMPROVEMENTS * MEMO*	22,120.00	Total 2095 378,831,637.00		State and Federal Aid Receivable	450.00
DEBT SERVICE		Land Area 28.10 Sq. Miles		Other Receivables	11,589.52
Principal Payments		Net Valuation Taxable-Municipal	390,060,779	Total	1,483,663.11
Interest Payments		Net Valuation Taxable-County	298,826,538	LIABILITIES, RESERVES, AND SURPLUS	
DEFERRED CHARGES		State Equalized Valuation	323,145,897	Cash Liabilities	756,207.64
SCHOOL, COUNTY, SPECIAL DISTRICT TAXES	4,714,336.59	State Equalization Ratio	117.68	Reserves for Receivables	302,477.15
RESERVE FOR UNCOLLECTED TAXES	204,512.36			Surplus Dec. 31, 1989	424,978.32
EXPENDITURES TOTAL	5,931,614.31			Total	1,483,663.11

Population 1980 37,711
 Population 1990 43,543
 S & P Rating
 Moody Rating AA

General Tax Rate Per \$100. 3.54
 State Equalized Tax Rate 2.10

EAST BRUNSWICK TWP. - MIDDLESEX CO.
 Form of Government:
Mayor-Council Plan E (OMCL 50)
 Number of Members on Governing Body - 5

PER CAPITA: Gross Debt 1,307.43 PER CENT: Gross Debt 2.09
 Net Debt 1,219.02 Net Debt 1.95
 Debt Service 53.84 Tax Levy Collected 90.07
 Total Tax Levy 1,531.52 Tax Levy Cancelled, Abated
 Municipal Expenditures 614.56 or Adjusted

EXPENDITURES		REVENUES-REALIZED		1989 PROPERTY TAX	
GENERAL GOVERNMENT		1989 Property Taxes Collected		STATE EQUALIZED TAX RATE	
Governing Body & Public Boards	55,103.00	1989 Payments in Lieu of Taxes	04,532,111.20	Local District School Taxes	1.22
Municipal Clerk	104,179.00	Delinquent Tax & Lien Collections	926,223.12	Regional & Consolidated School Tax	
Financial Administration	40,500.00	Business Personalty Replacement Taxes	587,008.33	School Taxes in Municipal Budget	
Assessment of Taxes		Taxes from Public Utilities	2,772,065.00	County Taxes	.41
Collection of Taxes	327,359.00	Other Miscellaneous Tax Revenues		County Library Taxes	
Planning, Housing & Development	220,834.00	State Aid Revenues	3,939,055.35	Local Municipal Purpose Taxes	.47
Human Resources	401,576.00	Federal Aid Revenues		Veteran & Senior Citizen Taxes	
Elections		State and Local Fiscal Assistance Act Utilized		Total Taxes for Rote Computation	2.10
General Administration (other)	6,129,047.00	Sale of Acquired Property		Special District Taxes	
JUDICIARY		Other Miscellaneous Revenues	3,545,937.64	Bank Corp. Taxes	
Municipal Courts	236,173.00	Total	76,302,411.19	Added and Omitted Taxes	
PUBLIC SAFETY		Prior Years Surplus Appropriated	1,500,000.00	Total Taxes Levied - ABSTRACT	
Fire Protection	99,351.00	REVENUES TOTAL	77,802,411.19	Total Taxes Billed	66,754,244.26
Police Protection	4,677,747.00	Reserve For Uncollected Taxes	1,359,900.00	1989 TAXES COLLECTED	64,532,111.20
Civil Defense & Disaster Control		CAPITAL OUTLAY TOTAL	5,315,593.97	1989 Taxes Cancelled, Abated or Adjusted	
Environmental Inspection & Control	530,543.00	Public Enterprises	2,507,231.09	Transfer to Tax Title Liens or Foreclosed	
Other Public Safety		Recreation-Culture		Balance Outstanding Dec. 31, 1989	2,222,133.06
PUBLIC WORKS		Public Works	396,704.99	PRIOR YEARS TAXES OUTSTANDING	
Streets and Drainage	940,426.00	Buildings and Grounds	2,411,607.79	Balance January 1, 1989	1,086,364.32
Sewers and Sewage Processing	21,000.00	Library and Education		Collected in 1989	900,126.34
Garbage and Trash Disposal	2,503,000.00	Conservation		Cancelled, Abated or Adjusted 1989	
Public Buildings and Grounds		All Other		Transfers to Tax Title Liens or Foreclosed	
Other Public Works		CAPITAL DEBT AUTHORIZED, DECEMBER 31, 1989		Balance December 31, 1989	186,737.98
HEALTH and WELFARE		ISSUED AND UNISSUED		TAX TITLE LIENS OUTSTANDING	
Health Services Except Environmental	67,200.00	School	3,850,000.00	Balance January 1, 1989	145,359.45
Welfare-Public Assistance	23,691.00	Self-Liquidating	29,606,500.00	Transfer From Taxes	
Hospital, Clinics, First Aid		Other	23,479,420.00	Redeemed in 1989	26,096.78
Animal, Insect, & Rodent Control		Total	56,935,920.00	Cancelled, Abated or Adjusted (1989)	
Other Welfare Services		ISSUED AND OUTSTANDING		Transfers to Foreclosed Property	
RECREATION and CONSERVATION		School	3,850,000.00	Balance December 31, 1989	119,262.67
Beaches and Boardwalks		Self-Liquidating	27,740,000.00	PROPERTY ACQUIRED BY DEED OR	
Parks, Playgrounds, Shade Trees	619,475.00	Other	19,863,726.88	FORECLOSURE	
Land Reclamation & Conservation	394,042.00	Total	51,453,726.88	Balance January 1, 1989	1,564,900.00
Other Recreational Services	553,407.00	EQUALIZED VALUATION BASIS		Transfers From Taxes or Liens	
EDUCATION (excluding schools)		FOR NET DEBT COMPUTATION	2,724,423,866	Sale for Cash (1989)	
Libraries	1,775,000.00	REAL PROPERTY VALUATIONS		Cancelled, Abated or Adjusted (1989)	
Other Educational Services	45,674.00	Code Class # of Parcels % VAL'N		Balance December 31, 1989	1,564,900.00
STATUTORY EXPENDITURES		1 Vocont Land 1076 2.89		CURRENT FINANCES DECEMBER 31, 1989	
Pensions & F. L. C. A.	1,749,570.00	2 Residential 13352 70.12		ASSETS	
Employee Fringe Benefits		3 Farm 129 .22		Cash Dec. 31, 1989	5,060,341.49
Other Statutory Expenditures	1,000.00	4a Commercial 601 17.02		Taxes Receivable	2,408,871.04
CETA And Other Public Employment Programs		4b Industrial 108 7.77		Tax Title Liens	119,262.67
MUNICIPAL FUNCTIONS TOTAL	21,741,637.00	4c Apartments 13 1.93		Foreclosed Property	1,564,900.00
CAPITAL IMPROVEMENTS *MEMO*	150,000.00	Total 15279		Emergencies & Other Deferred Charges	
DEBT SERVICE		Land Area 22.20 Sq. Miles		State and Federal Aid Receivable	64,783.62
Principal Payments	2,297,595.00	Net Valuation Taxable-Municipal	1,818,273,800	Other Receivables	83,741.84
Interest Payments	1,353,331.00	Net Valuation Taxable-County	3,353,870,281	Total	9,306,900.66
DEFERRED CHARGES	10,234.00	State Equalized Valuation	3,050,894,300	LIABILITIES, RESERVES, AND SURPLUS	
SCHOOL, COUNTY, SPECIAL DISTRICT TAXES	51,284,834.33	State Equalization Ratio	59.43	Cash Liabilities	3,156,754.20
RESERVE FOR UNCOLLECTED TAXES	1,359,900.00			Reserves for Receivables	4,149,839.53
EXPENDITURES TOTAL	78,047,581.33			Surplus Dec. 31, 1989	2,000,306.93

0803
 Population 1980 4,144
 Population 1990 5,253
 S & P Rating
 Moody Rating AAA

General Tax Rate Per \$100. 2.86
 State Equalized Tax Rate 1.85

EAST GREENWICH TWP. - GLOUCESTER CO.

Form of Government:

Township Committee

Number of Members on Governing Body - 3

PER CAPITA:
 Grass Debt 512.73
 Net Debt 450.90
 Debt Service 25.01
 Total Tax Levy 723.74
 Municipal Expenditures 399.05

PER CENT:
 Grass Debt 1.62
 Net Debt 1.42
 Tax Levy Collected 96.64
 Tax Levy Cancelled, Abated or Adjusted .03

EXPENDITURES		REVENUES-REALIZED			1989 PROPERTY TAX	
GENERAL GOVERNMENT					STATE EQUALIZED TAX RATE	
Governing Body & Public Boards		1989 Property Taxes Collected	3,678,177.59	Local District School Taxes	.48	952,227.50
Municipal Clerk		1989 Payments in Lieu of Taxes		Regional & Consolidated School Tax	.55	1,081,488.98
Financial Administration	21,175.00	Delinquent Tax & Lien Collections	111,202.10	School Taxes in Municipal Budget		
Assessment of Taxes	13,357.00	Business Personalty Replacement Taxes	33,032.36	County Taxes	.70	1,384,184.85
Collection of Taxes	23,800.00	Taxes from Public Utilities	1,089,390.00	County Library Taxes	.02	39,171.39
Planning, Housing & Development	42,475.00	Other Miscellaneous Tax Revenues		Local Municipal Purpose Taxes	.10	202,190.00
Human Resources	21,358.10	State Aid Revenues	30,795.46	Veteran & Senior Citizen Taxes		34,200.00
Elections		Federal Aid Revenues		Total Taxes for Rate Computation	1.85	3,693,462.72
General Administration (other)	223,975.00	State and Local Fiscal Assistance Act Utilized	12.94	Special District Taxes		
JUDICIARY		Sale of Acquired Property		Bank Corp. Taxes		
Municipal Courts	68,517.00	Other Miscellaneous Revenues	381,381.37	Added and Omitted Taxes		146,173.10
PUBLIC SAFETY		Total	5,323,991.82	Total Taxes Levied - ABSTRACT		3,805,435.82
Fire Protection	49,959.83	Prior Years Surplus Appropriated	484,812.10	Total Taxes Billed		3,806,082.69
Police Protection	571,774.66	REVENUES TOTAL	5,808,803.92	1989 TAXES COLLECTED		3,678,177.59
Civil Defense & Disaster Control	3,450.00	Reserve For Uncollected Taxes	99,065.70	1989 Taxes Cancelled, Abated or Adjusted		1,144.00
Environmental Inspection & Control	50,600.00	CAPITAL OUTLAY TOTAL	903,898.95	Transfer to Tax Title Liens or Foreclosed		3,755.18
Other Public Safety		Public Enterprises		Balance Outstanding Dec. 31, 1989		123,005.92
PUBLIC WORKS		Recreation-Culture		PRIOR YEARS TAXES OUTSTANDING		
Streets and Drainage	196,050.00	Public Works	903,898.95	Balance January 1, 1989		129,490.49
Sewers and Sewage Processing	20,800.00	Buildings and Grounds		Collected in 1989		111,202.10
Garbage and Trash Disposal	251,500.00	Library and Education		Cancelled, Abated or Adjusted 1989		1,409.48
Public Buildings and Grounds	22,000.00	Conservation		Transfers to Tax Title Liens or Foreclosed		1,598.54
Other Public Works		All Other		Balance December 31, 1989		15,280.37
HEALTH and WELFARE		CAPITAL DEBT AUTHORIZED, DECEMBER 31, 1989		TAX TITLE LIENS OUTSTANDING		
Health Services Except Environmental	26,950.00	ISSUED AND UNISSUED		Balance January 1, 1989		18,906.44
Welfare-Public Assistance	1,562.00	School	325,101	Transfer From Taxes		5,554.47
Hospital, Clinics, First Aid		Self-Liquidating	2,370,847	Redeemed in 1989		
Animal, Insect, & Rodent Control	5,000.00	Other	2,370,847	Cancelled, Abated or Adjusted (1989)		
Other Welfare Services		Total	2,695,948	Transfers to Foreclosed Property		
RECREATION and CONSERVATION		ISSUED AND OUTSTANDING		Balance December 31, 1989		24,460.91
Beaches and Boardwalks		School	177,103.27	PROPERTY ACQUIRED BY DEED OR FORECLOSURE		
Parks, Playgrounds, Shade Trees	21,000.00	Self-Liquidating	1,037,000.00	Balance January 1, 1989		
Land Reclamation & Conservation	1,400.00	Other	1,214,103.27	Transfers From Taxes or Liens		
Other Recreational Services		Total	1,214,103.27	Sale for Cash (1989)		
EDUCATION (excluding schools)		EQUALIZED VALUATION BASIS FOR NET DEBT COMPUTATION		Cancelled, Abated or Adjusted (1989)		
Libraries	11,075.00	REAL PROPERTY VALUATIONS		Balance December 31, 1989		
Other Educational Services		Code Class # of Parcels % VAL'N ASSESSED VALUATION		CURRENT FINANCES DECEMBER 31, 1989		
STATUTORY EXPENDITURES		1 Vacant Land 231 3.14 3,983,900.00		ASSETS		
Pensions & F. I. C. A.	122,909.00	2 Residential 1380 75.81 96,057,700.00		Cash Dec. 31, 1989		907,739.45
Employee Fringe Benefits	78,000.00	3 Farm 350 8.25 10,465,100.00		Taxes Receivable		138,286.29
Other Statutory Expenditures		4a Commercial 58 8.42 10,664,500.00		Tax Title Liens		24,460.91
CETA And Other Public Employment Programs		4b Industrial 11 3.64 4,618,100.00		Foreclosed Property		
MUNICIPAL FUNCTIONS TOTAL	1,848,717.65	4c Apartments 7 .73 926,000.00		Emergencies & Other Deferred Charges		
CAPITAL IMPROVEMENTS *MEMO*	30,000.00	Total 2037 126,715,300.00		State and Federal Aid Receivable		
DEBT SERVICE		Land Area 14.89 Sq. Miles		Other Receivables		2,585.53
Principal Payments	50,000.00	Net Valuation Taxable-Municipal	127,968,867	Total		1,073,072.18
Interest Payments	81,525.00	Net Valuation Taxable-County	176,742,866	LIABILITIES, RESERVES, AND SURPLUS		
DEFERRED CHARGES		State Equalized Valuation	196,862,243	Cash Liabilities		335,949.59
SCHOOL, COUNTY, SPECIAL DISTRICT TAXES	18,918.39	State Equalization Ratio	64.78	Reserves for Receivables		165,332.73
RESERVE FOR UNCOLLECTED TAXES	3,457,072.72			Surplus Dec. 31, 1989		571,789.86
EXPENDITURES TOTAL	5,555,299.46			Total		1,073,072.18

Population 1980 9,319
 Population 1990 9,920
 S & P Rating AA-
 Moody Rating A1

General Tax Rate Per \$100. 1.54
 State Equalized Tax Rate 1.19

EAST HANOVER TOWNSHIP - MORRIS CO.

Form of Government:
 Township Committee

Number of Members on Governing Body - 5

PER CAPITA: Gross Debt 2,100.23 PER CENT: Gross Debt 1.68
 Net Debt 1,767.17 Net Debt 1.42
 Debt Service 205.84 Tax Levy Collected 98.89
 Total Tax Levy 1,683.67 Tax Levy Cancelled, Abated
 Municipal Expenditures 925.54 or Adjusted .15

EXPENDITURES		REVENUES-REALIZED		1989 PROPERTY TAX	
GENERAL GOVERNMENT		REVENUES-REALIZED		STATE EQUALIZED TAX RATE	
Governing Body & Public Boards		1989 Property Taxes Collected	16,552,980.94	Local District School Taxes	.46
Municipal Clerk		1989 Payments in Lieu of Taxes		Regional & Consolidated School Tax	.23
Financial Administration	198,435.00	Delinquent Tax & Lien Collections	170,142.75	School Taxes in Municipal Budget	
Assessment of Taxes	40,735.00	Business Personalty Replacement Taxes	279,511.80	County Taxes	.26
Collection of Taxes	39,750.00	Taxes from Public Utilities	2,374,070.00	County Library Taxes	
Planning, Housing & Development	74,725.00	Other Miscellaneous Tax Revenues		Local Municipal Purpose Taxes	.24
Human Resources	31,355.75	State Aid Revenues	101,707.28	Veteran & Senior Citizen Taxes	
Elections	91,050.00	Federal Aid Revenues		Total Taxes for Rate Computation	1.19
General Administration (other)	680,437.95	State and Local Fiscal Assistance Act Utilized		Special District Taxes	
JUDICIARY		Sale of Acquired Property		Bank Corp. Taxes	
Municipal Courts	106,039.30	Other Miscellaneous Revenues	2,362,396.90	Added and Omitted Taxes	147,368.64
PUBLIC SAFETY		Total	21,340,809.67	Total Taxes Levied - ABSTRACT	16,712,096.25
Fire Protection	143,392.94	Prior Years Surplus Appropriated	734,646.00	Total Taxes Billed	16,739,031.19
Police Protection	1,034,773.15	REVENUES TOTAL	27,625,505.67	1989 TAXES COLLECTED	16,552,980.94
Civil Defense & Disaster Control	17,115.00	Reserve For Uncollected Taxes	438,392.00	1989 Taxes Cancelled, Abated or Adjusted	25,252.92
Environmental Inspection & Control	35,030.00	CAPITAL OUTLAY TOTAL		Transfer to Tax Title Liens or Foreclosed	2,946.07
Other Public Safety			805,497.07	Balance Outstanding Dec. 31, 1989	157,901.31
PUBLIC WORKS		Public Enterprises		PRIOR YEARS TAXES OUTSTANDING	
Streets and Drainage	475,850.00	Public Enterprises	374,407.34	Balance January 1, 1989	210,344.58
Sewers and Sewage Processing	1,029,607.00	Recreation-Culture	220.22	Collected in 1989	169,369.15
Garbage and Trash Disposal		Public Works	245,973.40	Cancelled, Abated or Adjusted 1989	7,678.09
Public Buildings and Grounds	143,855.00	Buildings and Grounds	134,846.11	Transfers to Tax Title Liens or Foreclosed	
Other Public Works		Library and Education		Balance December 31, 1989	33,297.34
HEALTH and WELFARE		Conservation		TAX TITLE LIENS OUTSTANDING	
Health Services Except Environmental	123,950.00	All Other		Balance January 1, 1989	39,454.78
Welfare-Public Assistance	4,850.00	CAPITAL DEBT AUTHORIZED, DECEMBER 31, 1989		Transfer From Taxes	2,946.02
Hospital, Clinics, First Aid	4,700.00	ISSUED AND UNISSUED	GROSS DEBT	Redeemed in 1989	273.00
Animal, Insect, & Rodent Control		School	647,977	Cancelled, Abated or Adjusted (1989)	
Other Welfare Services		Self-Liquidating	2,019,000	Transfers to Foreclosed Property	
RECREATION and CONSERVATION		Other	13,179,933	Balance December 31, 1989	42,127.20
Beaches and Boardwalks		Total	20,846,910	PROPERTY ACQUIRED BY DEED OR FORECLOSURE	
Parks, Playgrounds, Shade Trees	4,110.00	ISSUED AND OUTSTANDING		Balance January 1, 1989	140,000.00
Land Reclamation & Conservation	25,000.00	School	547,977.04	Transfers From Taxes or Liens	
Other Recreational Services	355,530.01	Self-Liquidating	1,499,000.00	Sale for Cash (1989)	
EDUCATION (excluding schools)		Other	16,915,933.02	Cancelled, Abated or Adjusted (1989)	
Libraries	197,714.00	Total	19,962,910.06	Balance December 31, 1989	146,000.00
Other Educational Services		EQUALIZED VALUATION BASIS FOR NET DEBT COMPUTATION		CURRENT FINANCES DECEMBER 31, 1989	
STATUTORY EXPENDITURES		REAL PROPERTY VALUATIONS		ASSETS	
Pensions & F.L.C.A.	425,513.59	Code	Class	# of Parcels	% VAL'N
Employee Fringe Benefits	415,611.45	1	Vacant Land	331	7.33
Other Statutory Expenditures		2	Residential	3017	52.14
CETA And Other Public Employment Programs	6,390,245.22	3	Farm	12	.03
MUNICIPAL FUNCTIONS TOTAL		4a	Commercial	140	24.09
CAPITAL IMPROVEMENTS *MEMO*		4b	Industrial	58	19.75
		4c	Apartments		
		Total	3594		
DEBT SERVICE		Land Area 8.21 Sq. Miles		ASSESSED VALUATION	
Principal Payments	713,550.00	Net Valuation Taxable-Municipal	1,077,383,932	Cash Dec. 31, 1989	2,013,202.56
Interest Payments	1,329,650.85	Net Valuation Taxable-County	1,617,142,575	Taxes Receivable	191,198.65
DEFERRED CHARGES		State Equalized Valuation	1,397,249,665	Tax Title Liens	42,127.20
SCHOOL, COUNTY, SPECIAL DISTRICT TAXES	13,233,802.61	State Equalization Ratio	77.06	Foreclosed Property	146,000.00
RESERVE FOR UNCOLLECTED TAXES	438,392.00	LIABILITIES, RESERVES, AND SURPLUS		Emergencies & Other Deferred Charges	2,062,064.94
EXPENDITURES TOTAL	22,420,711.25	Cash Liabilities	3,159,413.78	State and Federal Aid Receivable	477.06
		Reserves for Receivables	463,832.47	Other Receivables	86,306.62
		Total		Total	4,541,377.33
		Surplus Dec. 31, 1989			913,331.03
		Total			4,541,377.33

0902

Population 1980 1,923
 Population 1990 2,157
 S & P Rating
 Moody Rating

General Tax Rate Per \$100. 5.17
 State Equalized Tax Rate 2.39

EAST NEWARK BOROUGH - HUDSON CO.

Form of Government:

Borough Council

Number of Members on Governing Body - 6

PER CAPITA:

Gross Debt 224.29 Gross Debt .67
 Net Debt 224.29 Net Debt .67
 Debt Service 64.35 Tax Levy Collected 97.53
 Total Tax Levy 963.88 Tax Levy Cancelled, Abated
 Municipal Expenditures 766.04 or Adjusted

EXPENDITURES		REVENUES-REALIZED			1989 PROPERTY TAX	
GENERAL GOVERNMENT					STATE EQUALIZED TAX RATE	
Governing Body & Public Boards	32,571.00	1989 Property Taxes Collected			2,027,642.89	632,882.00
Municipal Clerk		1989 Payments in Lieu of Taxes				
Financial Administration	20,491.00	Delinquent Tax & Lien Collections			53,930.66	
Assessment of Taxes	7,394.00	Business Personalty Replacement Taxes			223,316.52	
Collection of Taxes	12,566.00	Taxes from Public Utilities			95,983.00	
Planning, Housing & Development	6,000.00	Other Miscellaneous Tax Revenues				
Human Resources	46,619.82	State Aid Revenues			158,635.52	
Elections	1,965.00	Federal Aid Revenues				
General Administration (other)	252,484.00	State and Local Fiscal Assistance Act Utilized				
JUDICIARY		Sale of Acquired Property				
Municipal Courts	38,100.00	Other Miscellaneous Revenues			213,561.44	
PUBLIC SAFETY		Total			2,773,070.03	
Fire Protection	32,511.00	Prior Years Surplus Appropriated			63,772.00	
Police Protection	373,256.96	REVENUES TOTAL			2,836,842.03	
Civil Defense & Disaster Control	100.00	Reserve For Uncollected Taxes			85,000.00	
Environmental Inspection & Control	15,520.00	CAPITAL OUTLAY TOTAL				
Other Public Safety		Public Enterprises				
PUBLIC WORKS		Recreation-Culture				
Streets and Drainage	36,892.00	Public Works				
Sewers and Sewage Processing	125,922.00	Buildings and Grounds				
Garbage and Trash Disposal	157,320.00	Library and Education			1,865.50	
Public Buildings and Grounds	37,196.00	Conservation			1,865.50	
Other Public Works	7,000.00	All Other				
HEALTH and WELFARE		CAPITAL DEBT AUTHORIZED, DECEMBER 31, 1989				
Health Services Except Environmental	8,760.00	ISSUED AND UNISSUED				
Welfare-Public Assistance	3,935.00	Schaal				
Hospital, Clinics, First Aid		Self-Liquidating				
Animal, Insect, & Radent Control		Other			433,800	433,800
Other Welfare Services		Total			433,800	433,800
RECREATION and CONSERVATION		ISSUED AND OUTSTANDING				
Beaches and Boardwalks	11,542.32	Schaal				
Parks, Playgrounds, Shade Trees	12,450.00	Self-Liquidating				
Land Reclamation & Conservation	100.00	Other			467,518.00	
Other Recreational Services	1,575.00	Total			467,518.00	
EDUCATION (excluding schools)		EQUALIZED VALUATION BASIS				
Libraries		FOR NET DEBT COMPUTATION			72,711,945	
Other Educational Services		REAL PROPERTY VALUATIONS				
STATUTORY EXPENDITURES		Code Class # of Parcels % VAL'N				
Pensions & F. L. C. A.	102,448.46	1 Vacant Land 6 1.17			457,500.00	
Employee Fringe Benefits	63,506.00	2 Residential 319 56.47			22,103,800.00	
Other Statutory Expenditures	5,000.00	3 Farm -				
CETA And Other Public Employment Programs		4a Commercial 37 10.22			3,999,400.00	
MUNICIPAL FUNCTIONS TOTAL	1,413,305.56	4b Industrial 7 29.08			11,383,500.00	
CAPITAL IMPROVEMENTS * MEMO *	5,000.00	4c Apartments 9 3.06			1,198,400.00	
DEBT SERVICE		Total 378			39,142,600.00	
Principal Payments	101,000.00	Land Area - 10 Sq. Miles				
Interest Payments	37,812.78	Net Valuation Taxable-Municipal			40,072,452	
DEFERRED CHARGES		Net Valuation Taxable-County			81,003,312	
SCHOOL, COUNTY, SPECIAL DISTRICT TAXES	1,141,675.88	State Equalized Valuation			85,617,633	
RESERVE FOR UNCOLLECTED TAXES	85,000.00	State Equalization Ratio			46.22	
EXPENDITURES TOTAL	2,794,023.03					
					1989 TAXES COLLECTED	
					1989 Taxes Cancelled, Abated or Adjusted	
					Transfer to Tax Title Liens or Foreclosed	
					Balance Outstanding Dec. 31, 1989	
					51,440.73	
					PRIOR YEARS TAXES OUTSTANDING	
					Balance January 1, 1989	
					44,560.26	
					Collected in 1989	
					44,560.26	
					Cancelled, Abated or Adjusted 1989	
					Transfers to Tax Title Liens or Foreclosed	
					Balance December 31, 1989	
					9,370.40	
					TAX TITLE LIENS OUTSTANDING	
					Balance January 1, 1989	
					9,370.40	
					Transfer From Taxes	
					Redeemed in 1989	
					9,370.40	
					Cancelled, Abated or Adjusted (1989)	
					Transfers to Foreclosed Property	
					Balance December 31, 1989	
					63,000.00	
					PROPERTY ACQUIRED BY DEED OR FORECLOSURE	
					Balance January 1, 1989	
					63,000.00	
					Transfers From Taxes or Liens	
					Sale for Cash (1989)	
					Cancelled, Abated or Adjusted (1989)	
					Balance December 31, 1989	
					63,000.00	
					CURRENT FINANCES DECEMBER 31, 1989	
					ASSETS	
					Cash Dec. 31, 1989	
					158,653.29	
					Taxes Receivable	
					51,440.73	
					Tax Title Liens	
					63,000.00	
					Foreclosed Property	
					63,000.00	
					Emergencies & Other Deferred Charges	
					92,300.00	
					State and Federal Aid Receivable	
					205,680.69	
					Other Receivables	
					Total	
					571,074.71	
					LIABILITIES, RESERVES, AND SURPLUS	
					Cash Liabilities	
					223,782.45	
					Reserves for Receivables	
					170,364.34	
					Surplus Dec. 31, 1989	
					Total	
					571,074.71	

0705
 Population 1980 77,690
 Population 1990 73,552
 S & P Rating
 Moody Rating

General Tax Rate Per \$100. 13.95
 State Equalized Tax Rate 4.21

EAST ORANGE CITY - ESSEX COUNTY
 Form of Government:
 City Charter Act (P.L. 1908 c. 250)
 Number of Members on Governing Body - 9

PER CAPITA: PER CENT:
 Gross Debt 503.93 Gross Debt 5.99
 Net Debt 242.23 Net Debt 1.71
 Debt Service 92.60 Tax Levy Collected 35.90
 Total Tax Levy 721.76 Tax Levy Cancelled, Abated
 Municipal Expenditures 1,037.67 or Adjusted 1.33

EXPENDITURES		REVENUES-REALIZED		1989 PROPERTY TAX	
GENERAL GOVERNMENT				STATE EQUALIZED TAX RATE	
Governing Body & Public Boards	1,275,534.01	1989 Property Taxes Collected	45,619,055.92	Local District School Taxes	1.20 15,060,545.00
Municipal Clerk	27,731.92	1989 Payments in Lieu of Taxes	1,424,200.05	Regional & Consolidated School Tax	
Financial Administration	714,739.63	Delinquent Tax & Lien Collections	4,073,775.95	School Taxes in Municipal Budget	.05 684,503.52
Assessment of Taxes	42,229.94	Business Personalty Replacement Taxes	1,413,776.79	County Taxes	.53 6,622,115.32
Collection of Taxes	432,113.59	Taxes from Public Utilities	3,652,772.00	County Library Taxes	
Planning, Housing & Development	517,624.43	Other Miscellaneous Tax Revenues	107,993.27	Local Municipal Purpose Taxes	2.43 30,490,195.63
Human Resources	6,230,652.00	State Aid Revenues	22,748,904.17	Veteran & Senior Citizen Taxes	
Elections		Federal Aid Revenues		Total Taxes far Rate Computation	4.21 53,101,259.97
General Administration (other)	6,423,220.69	State and Local Fiscal Assistance Act Utilized		Special District Taxes	
JUDICIARY		Sale of Acquired Property		Bank Corp. Taxes	
Municipal Courts	1,459,934.00	Other Miscellaneous Revenues	6,322,359.66	Added and Omitted Taxes	
PUBLIC SAFETY		Total	25,367,797.31	Total Taxes Levied - ABSTRACT	53,037,064.87
Fire Protection	9,140,305.00	Prior Years Surplus Appropriated		Total Taxes Billed	53,105,143.40
Police Protection	7,674,353.27	REVENUES TOTAL	35,367,797.31	1989 TAXES COLLECTED	45,019,055.92
Civil Defense & Disaster Control	37,262.15	Reserve For Uncollected Taxes	6,316,454.52	1989 Taxes Cancelled, Abated or Adjusted	999,446.86
Environmental Inspection & Control	1,390,721.23	CAPITAL OUTLAY TOTAL		Transfer to Tax Title Liens or Foreclosed	2,151,402.33
Other Public Safety	71,574.47	Public Enterprises	417,923.45	Balance Outstanding Dec. 31, 1989	4,335,238.29
PUBLIC WORKS		Recreation—Culture	47,933.77	PRIOR YEARS TAXES OUTSTANDING	
Streets and Drainage	1,547,935.94	Public Works	2,042,205.07	Balance January 1, 1989	3,427,293.34
Sewers and Sewage Processing	816,313.64	Buildings and Grounds	1,637,324.03	Collected in 1989	2,560,769.91
Garbage and Trash Disposal	5,760,000.00	Library and Education	333,633.93	Cancelled, Abated or Adjusted 1989	343.86
Public Buildings and Grounds	1,547,770.40	Conservation	4,479,035.25	Transfers to Tax Title Liens or Foreclosed	334,152.22
Other Public Works	52,757.00	All Other		Balance December 31, 1989	5,527.85
HEALTH and WELFARE		CAPITAL DEBT AUTHORIZED, DECEMBER 31, 1989		TAX TITLE LIENS OUTSTANDING	
Health Services Except Environmental	2,992,589.53	ISSUED AND UNISSUED		Balance January 1, 1989	3,983,359.42
Welfare—Public Assistance	343,531.00	School	19,501,400	Transfer From Taxes	3,075,431.99
Hospital, Clinics, First Aid		Self-Liquidating	1,498,000	Redeemed in 1989	1,487,006.04
Animal, Insect, & Rodent Control	67,233.00	Other	20,478,318	Cancelled, Abated or Adjusted (1989)	1,644.58
Other Welfare Services	631,301.92	Total	41,478,218	Transfers to Foreclosed Property	600.00
RECREATION and CONSERVATION		ISSUED AND OUTSTANDING		Balance December 31, 1989	5,569,510.79
Beaches and Boardwalks		School	19,140,400.00	PROPERTY ACQUIRED BY DEED OR FORECLOSURE	
Parks, Playgrounds, Shade Trees	712,023.43	Self-Liquidating	1,498,000.00	Balance January 1, 1989	2,538,700.00
Land Reclamation & Conservation		Other	19,825,000.00	Transfers From Taxes or Liens	79,620.51
Other Recreational Services	1,591,533.71	Total	40,463,400.00	Sale for Cash (1989)	286,900.00
EDUCATION (excluding schools)		EQUALIZED VALUATION BASIS FOR NET DEBT COMPUTATION	1,039,413,593	Cancelled, Abated or Adjusted (1989)	844,420.51
Libraries	1,616,043.00	REAL PROPERTY VALUATIONS		Balance December 31, 1989	1,437,000.00
Other Educational Services	183,829.41	Code Class # of Parcels % VAL'N ASSESSED VALUATION		CURRENT FINANCES DECEMBER 31, 1989	
STATUTORY EXPENDITURES		1 Vacant Land 451 1.18 4,351,500.00		ASSETS	
Pensions & F. I. C. A.	6,910,312.58	2 Residential 8643 51.34 189,727,800.00		Cash Dec. 31, 1989	3,423,394.55
Employee Fringe Benefits	1,825,951.87	3 Farm 600 19.24 71,102,100.00		Taxes Receivable	4,340,766.14
Other Statutory Expenditures	149,319.00	4a Commercial 38 1.92 6,717,200.00		Tax Title Liens	5,569,510.79
CETA And Other Public Employment Programs		4c Apartments 350 26.42 97,643,500.00		Foreclosed Property	1,487,000.00
MUNICIPAL FUNCTIONS TOTAL	62,035,468.38	Total 10082 369,542,100.00		Emergencies & Other Deferred Charges	8,994,317.11
CAPITAL IMPROVEMENTS *MEMO*	205,000.00	Land Area 4.00 Sq. Miles		State and Federal Aid Receivable	
DEBT SERVICE		Net Valuation Taxable-Municipal	379,055,000	Other Receivables	5,363,130.70
Principal Payments	3,100,560.00	Net Valuation Taxable-County	1,065,417,128	Total	29,178,619.29
Interest Payments	3,710,532.00	State Equalized Valuation	1,234,403,521	LIABILITIES, RESERVES, AND SURPLUS	
TYPE I SCHL DEBT *MEMO	3,159,217.00	State Equalization Ratio	30.18	Cash Liabilities	16,865,321.58
DEFERRED CHARGES				Reserves for Receivables	11,538,628.71
SCHOOL, COUNTY, SPECIAL DISTRICT TAXES	22,367,164.34			Surplus Dec. 31, 1989	774,669.00
RESERVE FOR UNCOLLECTED TAXES	6,316,454.52			Total	29,178,619.29
EXPENDITURES TOTAL	98,689,840.74				

0212
 Population 1980 7,347
 Population 1990 7,902
 S & P Rating
 Moody Rating A

General Tax Rate Per \$100. 1.63
 State Equalized Tax Rate .78

EAST RUTHERFORD BORO. - BERGEN CO.

Form of Government:

Borough Council

Number of Members on Governing Body - 6

PER CAPITA:
 Gross Debt 316.40
 Net Debt 782.34
 Debt Service 27.71
 Total Tax Levy 1,005.85
 Municipal Expenditures 1,015.71

PER CENT:
 Gross Debt .90
 Net Debt .86
 Tax Levy Collected 93.05
 Tax Levy Cancelled, Abated or Adjusted .52

EXPENDITURES		REVENUES-REALIZED		1989 PROPERTY TAX	
GENERAL GOVERNMENT				STATE EQUALIZED TAX RATE	
Governing Body & Public Boards	37,800.00	1989 Property Taxes Collected	7,395,647.90	Local District School Taxes	.34 3,453,620.00
Municipal Clerk		1989 Payments in Lieu of Taxes	1,354,895.46	Regional & Consolidated School Tax	.12 1,232,416.33
Financial Administration	51,719.30	Delinquent Tax & Lien Collections	1,037,012.37	School Taxes in Municipal Budget	
Assessment of Taxes	41,225.00	Business Personalty Replacement Taxes	406,957.44	County Taxes	.16 1,658,480.26
Collection of Taxes	60,500.00	Taxes from Public Utilities	1,352,270.00	County Library Taxes	
Planning, Housing & Development	29,650.00	Other Miscellaneous Tax Revenues	443,886.00	Local Municipal Purpose Taxes	.15 1,565,023.60
Human Resources	28,807.77	State Aid Revenues	1,351,462.60	Veteran & Senior Citizen Taxes	
Elections	2,500.00	Federal Aid Revenues		Total Taxes for Rate Computation	.77 7,993,190.19
General Administration (other)	1,113,904.99	State and Local Fiscal Assistance Act Utilized		Special District Taxes	
JUDICIARY		Sole of Acquired Property		Bank Corp. Taxes	
Municipal Courts	111,219.47	Other Miscellaneous Revenues	1,124,972.78	Added and Omitted Taxes	38,656.19
PUBLIC SAFETY		Total	14,467,104.55	Total Taxes Levied - ABSTRACT	7,948,196.38
Fire Protection	242,447.76	Prior Years Surplus Appropriated	800,000.00	Total Taxes Billed	7,948,196.38
Police Protection	1,360,998.00	REVENUES TOTAL	15,267,104.55	1989 TAXES COLLECTED	7,395,647.90
Civil Defense & Disaster Control	1,605.00	Reserve For Uncollected Taxes	473,034.58	1989 Taxes Cancelled, Abated or Adjusted	41,696.93
Environmental Inspection & Control	43,063.00	CAPITAL OUTLAY TOTAL	511,224.70	Transfer to Tax Title Liens or Foreclosed	53,075.18
Other Public Safety		Public Enterprises		Balance Outstanding Dec. 31, 1989	457,776.37
PUBLIC WORKS		Recreation-Culture	161,953.75	PRIOR YEARS TAXES OUTSTANDING	
Streets and Drainage	929,000.00	Public Works	223,347.70	Balance January 1, 1989	936,581.08
Sewers and Sewage Processing	1,199,597.00	Buildings and Grounds	125,923.25	Collected in 1989	861,915.99
Gorbage and Trash Disposal	1,017,800.00	Library and Education		Cancelled, Abated or Adjusted 1989	
Public Buildings and Grounds	43,000.00	Conservation		Transfers to Tax Title Liens or Foreclosed	
Other Public Works	40,000.00	All Other		Balance December 31, 1989	74,665.09
HEALTH and WELFARE		CAPITAL DEBT AUTHORIZED, DECEMBER 31, 1989		TAX TITLE LIENS OUTSTANDING	
Health Services Except Environmental	25,649.00	ISSUED AND UNISSUED		Balance January 1, 1989	631,737.15
Welfare-Public Assistance	12,199.00	School	269,135	Transfer From Taxes	53,075.18
Hospital, Clinics, First Aid		Self-Liquidating		Redeemed in 1989	175,096.38
Animal, Insect, & Rodent Control		Other	6,182,024	Cancelled, Abated or Adjusted (1989)	107,104.89
Other Welfare Services		Total	6,451,160	Transfers to Foreclosed Property	
RECREATION and CONSERVATION		ISSUED AND OUTSTANDING		Balance December 31, 1989	402,611.06
Beaches and Boardwalks		School	269,135.27	PROPERTY ACQUIRED BY DEED OR FORECLOSURE	
Parks, Playgrounds, Shade Trees	6,500.00	Self-Liquidating		Balance January 1, 1989	3,000.00
Land Reclamation & Conservation	24,527.01	Other	1,700,000.00	Transfers From Taxes or Liens	
Other Recreational Services	83,863.25	Total	1,969,135.27	Sale for Cash (1989)	
EDUCATION (excluding schools)		EQUALIZED VALUATION BASIS		Cancelled, Abated or Adjusted (1989)	
Libraries	132,250.00	FOR NET DEBT COMPUTATION	720,490,600	Balance December 31, 1989	3,000.00
Other Educational Services		REAL PROPERTY VALUATIONS		CURRENT FINANCES DECEMBER 31, 1989	
STATUTORY EXPENDITURES		Code Class # of Parcels % VAL'N ASSESSED VALUATION		ASSETS	
Pensions & F. I. C. A.	432,264.00	1 Vocont Land 158 11.22 54,033,000.00		Cash Dec. 31, 1989	4,195,285.04
Employee Fringe Benefits	218,500.00	2 Residential 1887 24.97 120,292,400.00		Taxes Receivable	532,441.46
Other Statutory Expenditures	15,000.00	3 Form 172 22.45 108,153,200.00		Tax Title Liens	402,611.06
CETA And Other Public Employment Programs		4a Commercial 120 36.54 176,036,500.00		Foreclosed Property	3,000.00
MUNICIPAL FUNCTIONS TOTAL	7,314,589.55	4c Apartments 35 4.83 23,247,000.00		Emergencies & Other Deferred Charges	9,709.17
CAPITAL IMPROVEMENTS * MEMO *	50,000.00	Total 2372 481,762,100.00		State and Federal Aid Receivable	
DEBT SERVICE		Land Area 3.70 Sq. Miles		Other Receivables	
Principal Payments	100,000.00	Net Valuation Taxable-Municipal	486,080,472	Total	417,575.83
Interest Payments	119,000.00	Net Valuation Taxable-County	705,171,385	LIABILITIES, RESERVES, AND SURPLUS	
DEFERRED CHARGES		State Equalized Valuation	1,005,902,779	Cash Liabilities	2,422,543.27
SCHOOL, COUNTY, SPECIAL DISTRICT TAXES	19,503.62	State Equalization Ratio	48.10	Reserves for Receivables	1,355,628.35
RESERVE FOR UNCOLLECTED TAXES	6,344,516.59			Surplus Dec. 31, 1989	1,782,450.94
EXPENDITURES TOTAL	14,370,694.34			Total	5,560,622.56

Population 1980 21,041
 Population 1990 22,353
 S & P Rating
 Moody Rating A

General Tax Rate Per \$100. 2.15
 State Equalized Tax Rate 2.18

EAST WINDSOR TOWNSHIP - MERCER CO.
 Form of Government:
Council-Manager Plan E (OMCL 50)
 Number of Members on Governing Body - 7

PER CAPITA:
 Gross Debt 527.96
 Net Debt 289.09
 Debt Service 52.70
 Total Tax Levy 1,274.20
 Municipal Expenditures 422.79

PER CENT:
 Gross Debt 1.05
 Net Debt .58
 Tax Levy Collected 95.31
 Tax Levy Cancelled, Abated or Adjusted .65

EXPENDITURES		REVENUES-REALIZED		1989 PROPERTY TAX	
GENERAL GOVERNMENT		REVENUES-REALIZED		STATE EQUALIZED TAX RATE →	
Governing Body & Public Boards	190,376.25	1989 Property Taxes Collected	27,357,722.34	Local District School Taxes	
Municipal Clerk	119,264.00	1989 Payments in Lieu of Taxes		Regional & Consolidated Schaal Tax	1.25 15,681,319.01
Financial Administration	270,078.00	Delinquent Tax & Lien Collections	367,983.01	School Taxes in Municipal Budget	
Assessment of Taxes	107,597.00	Business Personalty Replacement Taxes	283,939.52	County Taxes	.50 6,213,715.99
Collection of Taxes		Taxes from Public Utilities	1,067,538.00	County Library Taxes	.04 525,121.52
Planning, Housing & Development	71,668.00	Other Miscellaneous Tax Revenues		Local Municipal Purpose Taxes	.39 4,843,000.00
Human Resources	72,949.95	State Aid Revenues	309,537.01	Veteran & Senior Citizen Taxes	54,100.00
Elections	2,150.00	Federal Aid Revenues		Total Taxes for Rate Computation	2.18 27,317,256.52
General Administration (other)	1,163,268.00	State and Local Fiscal Assistance Act Utilized		Special District Taxes	786,996.00
JUDICIARY		Sale of Acquired Property	200.00	Bank Corp. Taxes	
Municipal Courts	159,323.15	Other Miscellaneous Revenues	1,474,066.30	Added and Omitted Taxes	432,019.41
PUBLIC SAFETY		Total	30,860,986.18	Total Taxes Levied - ABSTRACT	28,482,171.93
Fire Protection	133,552.00	Prior Years Surplus Appropriated	1,569,932.00	Total Taxes Billed	28,843,349.14
Police Protection	2,467,798.29	REVENUES TOTAL	32,430,918.18	1989 TAXES COLLECTED	27,357,722.34
Civil Defense & Disaster Control		Reserve For Uncollected Taxes	900,000.00	1989 Taxes Cancelled, Abated or Adjusted	186,177.14
Environmental Inspection & Control	211,057.00	CAPITAL OUTLAY TOTAL	1,056,920.99	Transfer to Tax Title Liens or Foreclosed	2,286.79
Other Public Safety		Public Enterprises		Balance Outstanding Dec. 31, 1989	1,008,162.87
PUBLIC WORKS		Recreation-Culture	13,952.04	PRIOR YEARS TAXES OUTSTANDING	
Streets and Drainage	465,232.00	Public Works	231,133.57	Balance January 1, 1989	473,917.49
Sewers and Sewage Processing		Buildings and Grounds	644,329.84	Collected in 1989	367,983.01
Garbage and Trash Disposal		Library and Education	167,505.44	Cancelled, Abated or Adjusted 1989	32.82
Public Buildings and Grounds	323,477.00	Conservation		Transfers to Tax Title Liens or Foreclosed	
Other Public Works	110,345.00	All Other		Balance December 31, 1989	105,901.66
HEALTH and WELFARE		CAPITAL DEBT AUTHORIZED, DECEMBER 31, 1989		TAX TITLE LIENS OUTSTANDING	
Health Services Except Environmental	331,532.00	ISSUED AND UNISSUED		Balance January 1, 1989	27,147.05
Welfare-Public Assistance	25,675.00	Schaal	5,339,674	Transfer From Taxes	2,286.79
Hospital, Clinics, First Aid		Self-Liquidating	6,401,925	Redeemed in 1989	
Animal, Insect, & Rodent Control	32,772.00	Other	11,201,579	Cancelled, Abated or Adjusted (1989)	
Other Welfare Services		Total	11,201,579	Transfers to Foreclosed Property	
RECREATION and CONSERVATION		ISSUED AND OUTSTANDING		Balance December 31, 1989	29,433.84
Beaches and Boardwalks		Schaal	5,339,674.21	PROPERTY ACQUIRED BY DEED OR FORECLOSURE	
Parks, Playgrounds, Shade Trees	109,322.00	Self-Liquidating	6,301,425.00	Balance January 1, 1989	71,200.00
Land Reclamation & Conservation	330.00	Other	11,641,099.21	Transfers From Taxes or Liens	
Other Recreational Services	33,935.00	Total	11,641,099.21	Sale for Cash (1989)	
EDUCATION (excluding schools)		EQUALIZED VALUATION BASIS FOR NET DEBT COMPUTATION		Cancelled, Abated or Adjusted (1989)	
Libraries		REAL PROPERTY VALUATIONS		Balance December 31, 1989	71,200.00
Other Educational Services	500.00	Code Class # of Parcels % VAL'N ASSESSED VALUATION		CURRENT FINANCES DECEMBER 31, 1989	
STATUTORY EXPENDITURES		1 Vacant Land 314 1.96 23,605,600.00		ASSETS	
Pensions & F. L. C. A.	702,527.61	2 Residential 5987 56.30 246,781,000.00		Cash Dec. 31, 1989	3,333,807.40
Employee Fringe Benefits		3 Farm 224 .30 10,908,900.00		Taxes Receivable	1,114,064.53
Other Statutory Expenditures	22,321.91	4a Commercial 145 13.00 165,697,900.00		Tax Title Liens	24,433.34
CETA And Other Public Employment Programs		4b Industrial 9 2.92 124,369,000.00		Foreclosed Property	71,200.00
MUNICIPAL FUNCTIONS TOTAL	7,210,221.15	4c Apartments 12 9.03 102,362,400.00		Emergencies & Other Deferred Charges	135,900.00
CAPITAL IMPROVEMENTS	100,000.00	Total 6697 100.00 1,267,035,200.00		State and Federal Aid Receivable	12,879.59
DEBT SERVICE		Land Area 15.66 Sq. Miles		Other Receivables	156,275.55
Principal Payments	770,000.00	Net Valuation Taxable-Municipal	1,271,370,161	Total	4,852,620.91
Interest Payments	407,974.75	Net Valuation Taxable-County	1,163,315,213	LIABILITIES, RESERVES, AND SURPLUS	
DEFERRED CHARGES		State Equalized Valuation	1,252,153,743	Cash Liabilities	1,874,303.56
SCHOOL, COUNTY, SPECIAL DISTRICT TAXES	161,339.53	State Equalization Ratio	101.54	Reserves for Receivables	1,370,973.92
RESERVE FOR UNCOLLECTED TAXES	23,207,152.52			Surplus Dec. 31, 1989	1,607,343.43
EXPENDITURES TOTAL	32,657,777.96			Total	4,852,620.91

0311

Population 1980 3,814
 Population 1990 4,962
 S & P Rating
 Moody Rating A

General Tax Rate Per \$100. 2.07
 State Equalized Tax Rate 2.20

EASTAMPTON TWP. - BURLINGTON COUNTY

Form of Government:

Council-Manager Plan E (OMCL 50)

Number of Members on Governing Body - 3

PER CAPITA:

Gross Debt 385.40
 Net Debt 34.05
 Debt Service 5.91
 Total Tax Levy 729.76
 Municipal Expenditures 351.34

PER CENT:

Gross Debt 1.59
 Net Debt .14
 Tax Levy Collected 95.96
 Tax Levy Cancelled, Abated or Adjusted 1.32

EXPENDITURES	REVENUES-REALIZED	1989 PROPERTY TAX		
GENERAL GOVERNMENT		STATE EQUALIZED TAX RATE		
Governing Body & Public Boards		Local District School Taxes	.81	1,214,015.00
Municipal Clerk		Regional & Consolidated School Tax	.40	600,074.33
Financial Administration	30,574.00	School Taxes in Municipal Budget		
Assessment of Taxes	34,016.00	County Taxes	.49	739,476.33
Collection of Taxes	43,265.00	County Library Taxes	.03	42,715.95
Planning, Housing & Development	221,303.00	Local Municipal Purpose Taxes	.46	694,583.00
Human Resources	8,112.00	Veteran & Senior Citizen Taxes		20,150.00
Elections	1,200.00	Total Taxes for Rate Computation	2.19	3,311,014.61
General Administration (other)	203,656.00	Special District Taxes		129,677.00
JUDICIARY		Bank Corp. Taxes		
Municipal Courts	53,610.00	Added and Omitted Taxes		200,545.00
PUBLIC SAFETY		Total Taxes Levied - ABSTRACT		3,621,086.61
Fire Protection	2,304.00	Total Taxes Levied		3,623,961.00
Police Protection	481,808.00	1989 TAXES COLLECTED		3,477,403.00
Civil Defense & Disaster Control	650.00	1989 Taxes Cancelled, Abated or Adjusted		47,691.00
Environmental Inspection & Control	119,430.00	Transfer to Tax Title Liens or Foreclosed		3,034.00
Other Public Safety		Balance Outstanding Dec. 31, 1989		95,833.00
PUBLIC WORKS		PRIOR YEARS TAXES OUTSTANDING		
Streets and Drainage	33,001.00	Balance January 1, 1989		267,160.00
Sewers and Sewage Processing	300.00	Collected in 1989		260,315.00
Garbage and Trash Disposal	147,040.00	Cancelled, Abated or Adjusted 1989		
Public Buildings and Grounds		Transfers to Tax Title Liens or Foreclosed		3,213.00
Other Public Works	56,643.00	Balance December 31, 1989		3,632.00
HEALTH and WELFARE		TAX TITLE LIENS OUTSTANDING		
Health Services Except Environmental		Balance January 1, 1989		6,071.00
Welfare-Public Assistance	3,175.00	Transfer From Taxes		6,569.00
Hospital, Clinics, First Aid		Redeemed in 1989		
Animal, Insect, & Radent Control		Cancelled, Abated or Adjusted (1989)		
Other Welfare Services		Transfers to Foreclosed Property		
RECREATION and CONSERVATION		Balance December 31, 1989		12,640.00
Beaches and Boardwalks		PROPERTY ACQUIRED BY DEED OR FORECLOSURE		
Parks, Playgrounds, Shade Trees	13,177.00	Balance January 1, 1989		
Land Reclamation & Conservation	17,002.00	Transfers From Taxes or Liens		
Other Recreational Services	45.00	Sale for Cash (1989)		
EDUCATION (excluding schools)		Cancelled, Abated or Adjusted (1989)		
Libraries		Balance December 31, 1989		
Other Educational Services		CURRENT FINANCES DECEMBER 31, 1989		
STATUTORY EXPENDITURES		ASSETS		
Pensions & F. L. C. A.	69,586.00	Cash Dec. 31, 1989		810,822.00
Employee Fringe Benefits		Taxes Receivable		99,465.00
Other Statutory Expenditures	3,000.00	Tax Title Liens		12,640.00
CETA And Other Public Employment Programs		Foreclosed Property		
MUNICIPAL FUNCTIONS TOTAL	1,557,957.00	Emergencies & Other Deferred Charges		178,000.00
CAPITAL IMPROVEMENTS * * * E. M. O. *		State and Federal Aid Receivable		6,596.00
DEBT SERVICE		Other Receivables		19,907.00
Principal Payments	14,400.00	Total		1,127,430.00
Interest Payments	16,927.00	LIABILITIES, RESERVES, AND SURPLUS		
DEFERRED CHARGES		Cash Liabilities		389,091.00
SCHOOL, COUNTY, SPECIAL DISTRICT TAXES	40,779.00	Reserves for Receivables		132,012.00
RESERVE FOR UNCOLLECTED TAXES	2,725,958.61	Surplus Dec. 31, 1989		606,327.00
EXPENDITURES TOTAL	4,467,301.61	Total		1,127,430.00
		REVENUES-REALIZED		
		1989 Property Taxes Collected	3,477,403.00	
		1989 Payments in Lieu of Taxes		
		Delinquent Tax & Lien Collections	260,315.00	
		Business Personalty Replacement Taxes	17,258.00	
		Taxes from Public Utilities	270,105.00	
		Other Miscellaneous Tax Revenues		
		State Aid Revenues	51,017.00	
		Federal Aid Revenues		
		State and Local Fiscal Assistance Act Utilized		
		Sale of Acquired Property		
		Other Miscellaneous Revenues	382,499.00	
		Total	4,458,597.00	
		Prior Years Surplus Appropriated	256,100.00	
		REVENUES TOTAL	4,714,697.00	
		Reserve For Uncollected Taxes	113,280.00	
		CAPITAL OUTLAY TOTAL	93,499.00	
		Public Enterprises		
		Recreation-Culture		
		Public Works	93,499.00	
		Buildings and Grounds		
		Library and Education		
		Conservation		
		All Other		
		CAPITAL DEBT AUTHORIZED, DECEMBER 31, 1989		
		ISSUED AND UNISSUED	GROSS DEBT	NET DEBT
		Schaal	1,724,187	
		Self-Liquidating		
		Other	169,157	168,980
		Total	1,912,344	168,980
		ISSUED AND OUTSTANDING		
		Schaal		1,724,187.86
		Self-Liquidating		
		Other		164,575.00
		Total		1,888,762.86
		EQUALIZED VALUATION BASIS FOR NET DEBT COMPUTATION		
		REAL PROPERTY VALUATIONS		
		Code	Class	# of Parcels
				% VAL'N
		1	Vacant Land	243 8.45
		2	Residential	1017 72.04
		3	Farm	64 2.67
		4a	Commercial	26 5.39
		4b	Industrial	4 .25
		4c	Apartments	5 10.70
		Total	1359	
		Land Area	5.63	Sq. Miles
		Net Valuation Taxable-Municipal	158,987,721	
		Net Valuation Taxable-County	128,096,480	
		State Equalized Valuation	149,932,690	
		State Equalization Ratio	106.09	

Population 1980 12,703
 Population 1990 13,303
 S & P Rating
 Moody Rating A1

General Tax Rate Per \$100. 3.37
 State Equalized Tax Rate 1.75

EATONTOWN BOROUGH - MONMOUTH CO.

Form of Government:

Borough Council

Number of Members on Governing Body - 6

PER CAPITA: Gross Debt 280.43 PER CENT: Gross Debt 1.43
 Net Debt 793.47 Net Debt 1.29
 Debt Service 65.35 Tax Levy Collected 25.25
 Total Tax Levy 1,314.40 Tax Levy Cancelled, Abated or Adjusted .74
 Municipal Expenditures 620.99

EXPENDITURES		REVENUES-REALIZED		1989 PROPERTY TAX	
GENERAL GOVERNMENT		REVENUES-REALIZED		STATE EQUALIZED TAX RATE	
Governing Body & Public Boards		1989 Property Taxes Collected	17,272,313.37	Local District School Taxes	.50 4,894,754.00
Municipal Clerk		1989 Payments in Lieu of Taxes	97,200.00	Regional & Consolidated School Tax	.35 3,492,303.49
Financial Administration	97,309.00	Delinquent Tax & Lien Collections	203,855.91	School Taxes in Municipal Budget	
Assessment of Taxes	30,777.44	Business Personalty Replacement Taxes	250,471.63	County Taxes	.40 3,915,711.86
Collection of Taxes	4,157.00	Taxes from Public Utilities	343,936.00	County Library Taxes	.01 126,014.98
Planning, Housing & Development	3,445.00	Other Miscellaneous Tax Revenues		Local Municipal Purpose Taxes	.49 4,840,273.68
Human Resources	71,331.70	State Aid Revenues	1,607,853.87	Veteran & Senior Citizen Taxes	
Elections	3,100.00	Federal Aid Revenues		Total Taxes far Rate Computation	1.75 17,322,425.01
General Administration (other)	719,097.00	State and Local Fiscal Assistance Act Utilized		Special District Taxes	
JUDICIARY		Sole of Acquired Property		Bank Corp. Taxes	
Municipal Courts	127,056.67	Other Miscellaneous Revenues	1,498,938.26	Added and Omitted Taxes	868,479.63
PUBLIC SAFETY		Total	20,422,404.13	Total Taxes Levied - ABSTRACT	12,138,754.09
Fire Protection	220,117.36	Prior Years Surplus Appropriated	1,484,000.00	Total Taxes Billed	13,139,593.33
Police Protection	1,707,322.04	REVENUES TOTAL	21,906,404.13	1989 TAXES COLLECTED	17,278,316.89
Civil Defense & Disaster Control	3,500.00	Reserve For Uncollected Taxes	1,136,114.33	1989 Taxes Cancelled, Abated or Adjusted	133,751.54
Environmental Inspection & Control	132,249.00	CAPITAL OUTLAY TOTAL	1,007,074.13	Transfer to Tax Title Liens or Foreclosed	3,378.76
Other Public Safety		Public Enterprises		Balance Outstanding Dec. 31, 1989	724,144.19
PUBLIC WORKS		Recreation-Culture		PRIOR YEARS TAXES OUTSTANDING	
Streets and Drainage	596,076.00	Public Works	25,721.51	Balance January 1, 1989	382,784.80
Sewers and Sewage Processing		Buildings and Grounds	931,352.62	Collected in 1989	293,855.31
Garbage and Trash Disposal		Library and Education		Cancelled, Abated or Adjusted 1989	
Public Buildings and Grounds	237,815.73	Conservation		Transfers to Tax Title Liens or Foreclosed	
Other Public Works	62,000.00	All Other		Balance December 31, 1989	98,928.99
HEALTH and WELFARE		CAPITAL DEBT AUTHORIZED, DECEMBER 31, 1989		TAX TITLE LIENS OUTSTANDING	
Health Services Except Environmental	33,070.00	ISSUED AND UNISSUED		Balance January 1, 1989	10,023.67
Welfare-Public Assistance	20,645.67	School	1,200,000.00	Transfer From Taxes	3,378.76
Hospital, Clinics, First Aid		Self-Liquidating		Redeemed in 1989	
Animal, Insect, & Rodent Control		Other	10,949,900.00	Cancelled, Abated or Adjusted (1989)	
Other Welfare Services		Total	12,149,900.00	Transfers to Foreclosed Property	11,233.35
RECREATION and CONSERVATION		ISSUED AND OUTSTANDING		Balance December 31, 1989	2,169.03
Beaches and Boardwalks		School	1,200,000.00	PROPERTY ACQUIRED BY DEED OR FORECLOSURE	
Parks, Playgrounds, Shade Trees	293,921.68	Self-Liquidating		Balance January 1, 1989	328,376.45
Land Reclamation & Conservation	363,596.00	Other	9,323,000.00	Transfers From Taxes or Liens	
Other Recreational Services	273,135.00	Total	10,523,000.00	Sale for Cash (1989)	
EDUCATION (excluding schools)		EQUALIZED VALUATION BASIS FOR NET DEBT COMPUTATION		Cancelled, Abated or Adjusted (1989)	
Libraries	34,175.00	REAL PROPERTY VALUATIONS		Balance December 31, 1989	328,876.45
Other Educational Services		Code Class # of Parcels % VAL'N ASSESSED VALUATION		CURRENT FINANCES DECEMBER 31, 1989	
STATUTORY EXPENDITURES		1 Vacant Land 386 3.93 16,895,600.00		ASSETS	
Pensions & F.L.C. A.	535,833.73	2 Residential 2262 33.31 146,855,800.00		Cash Dec. 31, 1989	4,966,453.12
Employee Fringe Benefits	560,360.00	3 Farm 4 .01 66,900.00		Taxes Receivable	823,073.18
Other Statutory Expenditures	9,637.35	4a Commercial 167 41.39 182,482,400.00		Tax Title Liens	2,169.08
CETA And Other Public Employment Programs		4b Industrial 38 9.53 42,006,100.00		Foreclosed Property	328,876.45
MUNICIPAL FUNCTIONS TOTAL	6,523,348.44	4c Apartments 20 11.93 52,597,600.00		Emergencies & Other Deferred Charges	117,060.47
CAPITAL IMPROVEMENTS *MEMO*	75,000.00	Total 2897 440,904,400.00		State and Federal Aid Receivable	67,347.14
DEBT SERVICE		Land Area 5.80 Sq. Miles		Other Receivables	94,985.20
Principal Payments	398,170.00	Net Valuation Taxable-Municipal	446,282,008	Total	6,399,984.64
Interest Payments	510,537.06	Net Valuation Taxable-County	934,283,524	LIABILITIES, RESERVES, AND SURPLUS	
DEFERRED CHARGES	1,560.00	State Equalized Valuation	978,246,981	Cash Liabilities	1,291,207.29
SCHOOL, COUNTY, SPECIAL DISTRICT TAXES	12,429,996.33	State Equalization Ratio	45.32	Reserves for Receivables	1,249,103.91
RESERVE FOR UNCOLLECTED TAXES	1,136,114.33			Surplus Dec. 31, 1989	3,859,673.44
EXPENDITURES TOTAL	20,999,726.16			Total	6,399,984.64

Population 1980 4,623
 Population 1990 5,001
 S & P Rating
 Moody Rating BAA1

General Tax Rate Per \$100. 1.23
 State Equalized Tax Rate 1.07

EDGEWATER BOROUGH - BERGEN COUNTY

Form of Government:

Borough Council

Number of Members on Governing Body - 6

PER CAPITA: Gross Debt 522.79 PER CENT: Gross Debt .44
 Net Debt 522.09 Net Debt .44
 Debt Service 63.64 Tax Levy Collected 95.43
 Total Tax Levy 1,503.16 Tax Levy Cancelled, Abated
 Municipal Expenditures 1,862.14 or Adjusted .46

EXPENDITURES		REVENUES-REALIZED			1989 PROPERTY TAX	
GENERAL GOVERNMENT					STATE EQUALIZED TAX RATE	
Governing Body & Public Boards	23,000.00	1989 Property Taxes Collected	7,232,027.47	Local District Schaal Taxes	.31	2,140,061.50
Municipal Clerk		1989 Payments in Lieu of Taxes		Regional & Consolidated Schaal Tax		
Financial Administration	53,740.00	Delinquent Tax & Lien Collections	314,696.78	Schaal Taxes in Municipal Budget		
Assessment of Taxes	71,655.32	Business Personalty Replacement Taxes	767,547.00	County Taxes	.23	1,616,189.58
Collection of Taxes	77,500.00	Taxes from Public Utilities	278,740.00	County Library Taxes		
Planning, Hausing & Development	52,050.00	Other Miscellaneous Tax Revenues		Local Municipal Purpose Taxes	.52	3,659,875.41
Human Resources	72,420.74	State Aid Revenues	103,276.93	Veteran & Senior Citizen Taxes		23,600.00
Elections	2,000.00	Federal Aid Revenues		Total Taxes far Rate Computation	1.06	7,439,726.49
General Administration (other)	479,325.00	State and Local Fiscal Assistance Act Utilized		Special District Taxes		
JUDICIARY		Sale of Acquired Property		Bank Corp. Taxes		
Municipal Courts	69,000.00	Other Miscellaneous Revenues	3,301,743.97	Added and Omitted Taxes		101,158.76
PUBLIC SAFETY		Total	12,057,537.15	Total Taxes Levied - ABSTRACT		7,517,285.25
Fire Protection	780,918.98	Prior Years Surplus Appropriated	715,000.00	Total Taxes Billed		7,577,990.06
Police Protection	1,275,954.00	REVENUES TOTAL	12,772,537.15	1989 TAXES COLLECTED		7,232,027.47
Civil Defense & Disaster Control	2,000.00	Reserve For Uncollected Taxes	473,729.24	1989 Taxes Cancelled, Abated or Adjusted		34,787.78
Environmental Inspection & Control	217,900.00	CAPITAL OUTLAY TOTAL		Transfer to Tax Title Liens or Foreclosed		472.32
Other Public Safety			179,004.24	Balance Outstanding Dec. 31, 1989		310,711.49
PUBLIC WORKS		Public Enterprises		PRIOR YEARS TAXES OUTSTANDING		
Streets and Drainage	651,299.00	Recreation-Culture		Balance January 1, 1989		362,800.93
Sewers and Sewage Processing	2,320,000.00	Public Works	81,299.41	Collected in 1989		314,696.78
Garbage and Trash Disposal	470,000.00	Buildings and Grounds	97,704.83	Cancelled, Abated or Adjusted 1989		
Public Buildings and Grounds	115,650.00	Library and Education		Transfers to Tax Title Liens or Foreclosed		
Other Public Works		Conservation		Balance December 31, 1989		48,104.15
HEALTH and WELFARE		All Other		TAX TITLE LIENS OUTSTANDING		
Health Services Except Environmental	52,370.00	CAPITAL DEBT AUTHORIZED, DECEMBER 31, 1989		Balance January 1, 1989		12,208.97
Welfare-Public Assistance	40,053.00	ISSUED AND UNISSUED	GROSS DEBT	Transfer From Taxes		472.32
Hospital, Clinics, First Aid		Schaal		Redeemed in 1989		
Animal, Insect, & Rodent Control	5,000.00	Self-Liquidating		Cancelled, Abated or Adjusted (1989)		
Other Welfare Services		Other	2,614,450	Transfers to Foreclosed Property		
RECREATION and CONSERVATION		Total	2,614,450	Balance December 31, 1989		12,681.29
Beaches and Boardwalks		ISSUED AND OUTSTANDING		PROPERTY ACQUIRED BY DEED OR FORECLOSURE		
Parks, Playgrounds, Shade Trees	10,000.00	Schaal		Balance January 1, 1989		382,175.00
Land Reclamation & Conservation		Self-Liquidating		Transfers From Taxes or Liens		
Other Recreational Services	110,400.00	Other	2,248,500.00	Sale far Cash (1989)		
EDUCATION (excluding schools)		Total	2,248,500.00	Cancelled, Abated or Adjusted (1989)		
Libraries	122,000.00	EQUALIZED VALUATION BASIS		Balance December 31, 1989		382,175.00
Other Educational Services		FOR NET DEBT COMPUTATION		CURRENT FINANCES DECEMBER 31, 1989		
STATUTORY EXPENDITURES		REAL PROPERTY VALUATIONS		ASSETS		
Pensions & F. L. C. A.	631,614.34	Code	Class	# of Parcels	% VAL'N	ASSESSED VALUATION
Employee Fringe Benefits	374,000.00	1	Vacant Land	207	11.39	69,155,500.00
Other Statutory Expenditures	3,000.00	2	Residential	1374	49.81	302,508,900.00
CETA And Other Public Employment Pragrams		3	Farm			79,997,200.00
MUNICIPAL FUNCTIONS TOTAL	8,087,970.38	4a	Commercial	76	13.17	113,888,900.00
CAPITAL IMPROVEMENTS *MEMO*	100,000.00	4b	Industrial	31	18.75	41,780,500.00
DEBT SERVICE		4c	Apartments	41	6.88	607,331,000.00
Principal Payments	251,000.00	Total		1729		
Interest Payments	67,264.58	Land Area - 70 Sq. Miles				
DEFERRED CHARGES		Net Valuation Taxable-Municipal				607,873,195
SCHOOL, COUNTY, SPECIAL DISTRICT TAXES	432,633.47	Net Valuation Taxable-County				697,441,175
RESERVE FOR UNCOLLECTED TAXES	3,756,251.08	State Equalized Valuation				700,716,278
EXPENDITURES TOTAL	13,068,818.75	State Equalization Ratio				86.74
						LIABILITIES, RESERVES, AND SURPLUS
						Cash Dec. 31, 1989
						2,952,335.45
						Taxes Receivable
						358,815.64
						Tax Title Liens
						12,681.29
						Foreclosed Property
						382,175.00
						Emergencies & Other Deferred Charges
						222,228.32
						State and Federal Aid Receivable
						32,861.50
						Other Receivables
						350,936.11
						Total
						4,312,033.31
						LIABILITIES, RESERVES, AND SURPLUS
						Cash Liabilities
						2,481,977.23
						Reserves for Receivables
						1,104,608.04
						Surplus Dec. 31, 1989
						725,448.04
						Total
						4,312,033.31

Population 1980 9,273
 Population 1990 8,388
 S & P Rating
 Moody Rating A

General Tax Rate Per \$100. 3.23
 State Equalized Tax Rate 2.10

EDGEWATER PARK TWP. - BURLINGTON CO.

Form of Government:
 Township Committee

Number of Members on Governing Body - 5

PER CAPITA: Gross Debt 228.71 PER CENT: Gross Debt .83
 Net Debt 124.99 Net Debt .46
 Debt Service 40.03 Tax Levy Collected 96.63
 Total Tax Levy 695.94 Tax Levy Cancelled, Abated
 Municipal Expenditures 307.47 or Adjusted .04

EXPENDITURES		REVENUES-REALIZED		1989 PROPERTY TAX	
GENERAL GOVERNMENT		REVENUES-REALIZED		STATE EQUALIZED TAX RATE	
Governing Body & Public Boards		1989 Property Taxes Collected	5,643,445.63	Local District School Taxes	1.06
Municipal Clerk		1989 Payments in Lieu of Taxes		Regional & Consolidated School Tax	
Financial Administration	26,170.00	Delinquent Tax & Lien Collections	126,960.58	School Taxes in Municipal Budget	
Assessment of Taxes	42,530.81	Business Personalty Replacement Taxes	99,527.32	County Taxes	.52
Collection of Taxes	33,506.00	Taxes from Public Utilities	414,791.00	County Library Taxes	.03
Planning, Housing & Development	7,354.00	Other Miscellaneous Tax Revenues		Local Municipal Purpose Taxes	.48
Human Resources	30,745.95	State Aid Revenues	199,049.27	Veteran & Senior Citizen Taxes	
Elections		Federal Aid Revenues		Total Taxes for Rate Computation	2.09
General Administration (other)	299,080.00	State and Local Fiscal Assistance Act Utilized		Special District Taxes	
JUDICIARY		Sale of Acquired Property		Bank Corp. Taxes	
Municipal Courts	44,275.00	Other Miscellaneous Revenues	418,831.22	Added and Omitted Taxes	82,687.90
PUBLIC SAFETY		Total	6,902,655.07	Total Taxes Levied - ABSTRACT	5,837,525.52
Fire Protection	1,535.00	Prior Years Surplus Appropriated	338,064.00	Total Taxes Billed	5,840,169.34
Police Protection	533,098.00	REVENUES TOTAL	7,240,719.07	1989 TAXES COLLECTED	5,643,445.68
Civil Defense & Disaster Control	900.00	Reserve For Uncollected Taxes	334,877.07	1989 Taxes Cancelled, Abated or Adjusted	2,123.77
Environmental Inspection & Control	45,877.00	CAPITAL OUTLAY TOTAL	261,950.02	Transfer to Tax Title Liens or Foreclosed	14,066.15
Other Public Safety		Public Enterprises		Balance Outstanding Dec. 31, 1989	180,533.74
PUBLIC WORKS		Recreation-Culture		PRIOR YEARS TAXES OUTSTANDING	
Streets and Drainage	251,933.17	Public Works	253,775.02	Balance January 1, 1989	130,138.51
Sewers and Sewage Processing	5,300.00	Buildings and Grounds	3,175.00	Collected in 1989	126,960.58
Garbage and Trash Disposal	275,500.00	Library and Education		Cancelled, Abated or Adjusted 1989	
Public Buildings and Grounds	30,924.00	Conservation		Transfers to Tax Title Liens or Foreclosed	
Other Public Works		All Other		Balance December 31, 1989	5,177.93
HEALTH and WELFARE		CAPITAL DEBT AUTHORIZED, DECEMBER 31, 1989		TAX TITLE LIENS OUTSTANDING	
Health Services Except Environmental	2,605.00	ISSUED AND UNISSUED		Balance January 1, 1989	45,102.77
Welfare-Public Assistance	7,900.00	Schaal	870,000	Transfer From Taxes	14,066.15
Hospital, Clinics, First Aid		Self-Liquidating		Redeemed in 1989	
Animal, Insect, & Rodent Control		Other	1,048,443	Cancelled, Abated or Adjusted (1989)	
Other Welfare Services		Total	1,918,443	Transfers to Foreclosed Property	
RECREATION and CONSERVATION		ISSUED AND OUTSTANDING		Balance December 31, 1989	59,168.92
Beaches and Boardwalks		Schaal	335,000.00	PROPERTY ACQUIRED BY DEED OR FORECLOSURE	
Parks, Playgrounds, Shade Trees	1,800.00	Self-Liquidating		Balance January 1, 1989	7,300.00
Land Reclamation & Conservation	12,200.00	Other	251,943.99	Transfers From Taxes or Liens	
Other Recreational Services	11,300.00	Total	1,136,943.99	Sale for Cash (1989)	
EDUCATION (excluding schaals)		EQUALIZED VALUATION BASIS FOR NET DEBT COMPUTATION	229,939,527	Cancelled, Abated or Adjusted (1989)	
Libraries	1,500.00	REAL PROPERTY VALUATIONS		Balance December 31, 1989	9,300.00
Other Educational Services		Code Class # of Parcels % VAL'N		CURRENT FINANCES DECEMBER 31, 1989	
STATUTORY EXPENDITURES		1 Vacant Land 127 1.97		ASSETS	
Pensions & F. L. C. A.	11,700.00	2 Residential 2105 73.60		Cash Dec. 31, 1989	2,058,210.51
Employee Fringe Benefits	7,000.00	3 Farm 19 .31		Taxes Receivable	133,711.57
Other Statutory Expenditures	3,500.00	4a Commercial 50 13.32		Tax Title Liens	59,168.92
CETA And Other Public Employment Programs		4b Industrial 10 1.93		Foreclosed Property	9,300.00
MUNICIPAL FUNCTIONS TOTAL	1,897,453.93	4c Apartments 5 8.33		Emergencies & Other Deferred Charges	
CAPITAL IMPROVEMENTS *MEMO*	10,000.00	Total 2386		State and Federal Aid Receivable	
DEBT SERVICE		Land Area 2.30 Sq. Miles		Other Receivables	62,442.60
Principal Payments	254,002.66	Net Valuation Taxable-Municipal	172,089,905	Total	2,372,333.70
Interest Payments	31,755.25	Net Valuation Taxable-County	238,742,510	LIABILITIES, RESERVES, AND SURPLUS	
DEFERRED CHARGES		State Equalized Valuation	265,456,033	Cash Liabilities	1,120,630.85
SCHOOL, COUNTY, SPECIAL DISTRICT TAXES	4,471,319.62	State Equalization Ratio	64.97	Reserves for Receivables	314,623.19
RESERVE FOR UNCOLLECTED TAXES	334,877.07			Surplus Dec. 31, 1989	931,579.56
EXPENDITURES TOTAL	7,059,908.55			Total	2,372,333.70

Population 1980 70,193
 Population 1990 88,680
 S & P Rating AA
 Moody Rating AA

General Tax Rate Per \$100. 1.36
 State Equalized Tax Rate 1.34

EDISON TOWNSHIP - MIDDLESEX COUNTY

Form of Government:

Mayor-Council Plan E (OMCL 50)

Number of Members on Governing Body - 7

PER CAPITA:
 Gross Debt 941.18
 Net Debt 412.78
 Debt Service 98.45
 Total Tax Levy 1,190.42
 Municipal Expenditures 639.20

PER CENT:
 Gross Debt 1.31
 Net Debt .57
 Tax Levy Collected 97.96
 Tax Levy Cancelled, Abated or Adjusted .33

EXPENDITURES		REVENUES-REALIZED		1989 PROPERTY TAX	
GENERAL GOVERNMENT				STATE EQUALIZED TAX RATE	
Governing Body & Public Boards	74,900.00	1989 Property Taxes Collected	103,466,239.65	Local District School Taxes	79 58,790,925.50
Municipal Clerk	170,600.00	1989 Payments in Lieu of Taxes	35,960.00	Regional & Consolidated School Tax	
Financial Administration	439,579.99	Delinquent Tax & Lien Collections	1,566,051.20	School Taxes in Municipal Budget	.06 4,541,696.56
Assessment of Taxes	393,850.00	Business Personalty Replacement Taxes	1,328,231.00	County Taxes	.37 27,355,661.10
Collection of Taxes	203,300.00	Taxes from Public Utilities	15,063,725.00	County Library Taxes	
Planning, Housing & Development	183,950.00	Other Miscellaneous Tax Revenues		Local Municipal Purpose Taxes	.12 8,760,000.00
Human Resources	312,733.24	State Aid Revenues	755,671.36	Veteran & Senior Citizen Taxes	
Elections		Federal Aid Revenues		Total Taxes for Rate Computation	1.34 100,001,533.16
General Administration (other)	2,877,050.00	State and Local Fiscal Assistance Act Utilized		Special District Taxes	
JUDICIARY		Sole of Acquired Property	154,100.00	Bank Corp. Taxes	
Municipal Courts	314,110.00	Other Miscellaneous Revenues	18,920,954.22	Added and Omitted Taxes	
PUBLIC SAFETY		Total	141,290,932.43	Total Taxes Levied - ABSTRACT	105,566,547.31
Fire Protection	6,472,040.48	Prior Years Surplus Appropriated	8,618,335.89	Total Taxes Billed	105,618,763.24
Police Protection	2,600,216.36	REVENUES TOTAL	149,909,268.32	1989 TAXES COLLECTED	103,466,239.65
Civil Defense & Disaster Control	10,300.00	Reserve For Uncollected Taxes	3,476,000.00	1989 Taxes Cancelled, Abated or Adjusted	347,924.36
Environmental Inspection & Control	673,900.00	CAPITAL OUTLAY TOTAL	2,954,280.00	Transfer to Tax Title Liens or Foreclosed	97,563.50
Other Public Safety		Public Enterprises	99,439.25	Balance Outstanding Dec. 31, 1989	1,707,035.73
PUBLIC WORKS		Recreation-Culture	277,726.21	PRIOR YEARS TAXES OUTSTANDING	
Streets and Drainage	2,855,950.00	Public Works	623,687.52	Balance January 1, 1989	1,910,847.28
Sewers and Sewage Processing	4,135,800.00	Buildings and Grounds	945,383.89	Collected in 1989	1,493,825.79
Garbage and Trash Disposal		Library and Education	1,003,044.13	Cancelled, Abated or Adjusted 1989	71,125.79
Public Buildings and Grounds	514,300.00	Conservation		Transfers to Tax Title Liens or Foreclosed	66,951.87
Other Public Works	192,000.00	All Other		Balance December 31, 1989	278,943.83
HEALTH and WELFARE		CAPITAL DEBT AUTHORIZED, DECEMBER 31, 1989		TAX TITLE LIENS OUTSTANDING	
Health Services Except Environmental	8,083,764.02	ISSUED AND UNISSUED		Balance January 1, 1989	134,799.20
Welfare-Public Assistance	151,500.00	School	33,574,000	Transfer From Taxes	164,515.37
Hospital, Clinics, First Aid	14,000.00	Self-Liquidating	1,891,000	Redeemed in 1989	72,225.41
Animal, Insect, & Rodent Control		Other	42,999,136	Cancelled, Abated or Adjusted (1989)	
Other Welfare Services		Total	83,464,136	Transfers to Foreclosed Property	
RECREATION and CONSERVATION		ISSUED AND OUTSTANDING		Balance December 31, 1989	227,089.16
Beaches and Boardwalks		School	19,978,000.00	PROPERTY ACQUIRED BY DEED OR FORECLOSURE	
Parks, Playgrounds, Shade Trees	1,391,400.00	Self-Liquidating	1,565,000.00	Balance January 1, 1989	239,504.50
Land Reclamation & Conservation	690,500.00	Other	34,507,000.00	Transfers From Taxes or Liens	
Other Recreational Services	862,500.00	Total	56,050,000.00	Sale for Cash (1989)	
EDUCATION (excluding schools)		EQUALIZED VALUATION BASIS FOR NET DEBT COMPUTATION		Cancelled, Abated or Adjusted (1989)	
Libraries	1,595,610.29	REAL PROPERTY VALUATIONS		Balance December 31, 1989	239,504.50
Other Educational Services		Code Class # of Parcels % VAL'N ASSESSED VALUATION		CURRENT FINANCES DECEMBER 31, 1989	
STATUTORY EXPENDITURES		1 Vacant Land 2137 4.11 299,152,800.00		ASSETS	
Pensions & F.I.C.A.	3,655,739.71	2 Residential 21729 56.36 4,106,499,000.00		Cosh Dec. 31, 1989	12,867,616.88
Employee Fringe Benefits	4,403,400.00	3 Farm 15 .02 1,918,000.00		Taxes Receivable	1,985,979.56
Other Statutory Expenditures	61,000.00	4a Commercial 726 12.70 925,532,300.00		Tax Title Liens	227,089.16
CETA And Other Public Employment Programs		4b Industrial 313 20.14 1,467,809,600.00		Foreclosed Property	239,504.50
MUNICIPAL FUNCTIONS TOTAL	43,334,094.09	4c Apartments 37 0.66 485,564,600.00		Emergencies & Other Deferred Charges	33,200.00
CAPITAL IMPROVEMENTS *MEMO*	200,000.00	Total 25007 7,286,476,300.00		State and Federal Aid Receivable	44,397.25
DEBT SERVICE		Land Area 30.65 Sq. Miles		Other Receivables	1,127,841.86
Principal Payments	5,033,900.00	Net Valuation Taxable-Municipal	7,319,010,268	Total	16,525,629.21
Interest Payments	3,697,840.99	Net Valuation Taxable-County	7,293,399,265	LIABILITIES, RESERVES, AND SURPLUS	
TYPE I SCHL DEBT *MEMO	3,697,994.56	State Equalized Valuation	7,417,975,180	Cash Liabilities	5,751,015.68
DEFERRED CHARGES		State Equalization Ratio	98.66	Reserves for Receivables	3,545,786.81
SCHOOL, COUNTY, SPECIAL DISTRICT TAXES	1,143,146.84			Surplus Dec. 31, 1989	7,228,826.72
RESERVE FOR UNCOLLECTED TAXES	95,123,096.43			Total	16,525,629.21
EXPENDITURES TOTAL	151,807,172.35				

Population 1980 4,613
 Population 1990 4,533
 S & P Rating
 Moody Rating

General Tax Rate Per \$100. 2.35
 State Equalized Tax Rate 2.94

EGG HARBOR CITY - ATLANTIC COUNTY
 Form of Government:
 Special Charter (P.L. 1858 c. 152)
 Number of Members on Governing Body - 9

PER CAPITA: PER CENT:
 Gross Debt 1,590.99 Gross Debt 0.96
 Net Debt 251.69 Net Debt 1.10
 Debt Service 23.92 Tax Levy Collected 92.17
 Total Tax Levy 773.27 Tax Levy Cancelled, Abated
 Municipal Expenditures 579.90 or Adjusted 2.8

EXPENDITURES		REVENUES-REALIZED		1989 PROPERTY TAX	
GENERAL GOVERNMENT				STATE EQUALIZED TAX RATE	
Governing Body & Public Boards		1989 Property Taxes Collected	3,283,334.00	Local District School Taxes	81 978,412.29
Municipal Clerk		1989 Payments in Lieu of Taxes		Regional & Consolidated School Tax	59 718,506.10
Financial Administration	27,752.00	Delinquent Tax & Lien Collections	260,165.00	School Taxes in Municipal Budget	
Assessment of Taxes	37,115.00	Business Personalty Replacement Taxes	52,001.00	County Taxes	* 537,389.11
Collection of Taxes	25,400.00	Taxes from Public Utilities	260,652.00	County Library Taxes	03 35,903.97
Planning, Housing & Development	25,410.00	Other Miscellaneous Tax Revenues		Local Municipal Purpose Taxes	1.06 1,290,119.00
Human Resources	27,335.00	State Aid Revenues	31,930.00	Veteran & Senior Citizen Taxes	71,150.00
Elections	2,600.00	Federal Aid Revenues		Total Taxes for Rate Computation	2.93 3,631,980.46
General Administration (other)	173,391.00	State and Local Fiscal Assistance Act Utilized	1,204.00	Special District Taxes	
JUDICIARY		Sale of Acquired Property		Bank Corp. Taxes	
Municipal Courts	45,933.00	Other Miscellaneous Revenues	715,236.00	Added and Omitted Taxes	5,997.00
PUBLIC SAFETY		Total	4,669,603.00	Total Taxes Levied - ABSTRACT	3,560,827.46
Fire Protection	24,335.00	Prior Years Surplus Appropriated	92,000.00	Total Taxes Billed	3,567,547.00
Police Protection	645,036.00	REVENUES TOTAL	4,761,603.00	1989 TAXES COLLECTED	3,288,384.00
Civil Defense & Disaster Control	5,550.00	Reserve For Uncollected Taxes	312,978.00	1989 Taxes Cancelled, Abated or Adjusted	10,079.00
Environmental Inspection & Control	30,215.00	CAPITAL OUTLAY TOTAL	215,496.00	Transfer to Tax Title Liens or Foreclosed	38,239.00
Other Public Safety		Public Enterprises	53,672.00	Balance Outstanding Dec. 31, 1989	230,545.00
PUBLIC WORKS		Recreation-Culture		PRIOR YEARS TAXES OUTSTANDING	
Streets and Drainage	170,254.00	Public Works	7,587.00	Balance January 1, 1989	245,756.00
Sewers and Sewage Processing		Buildings and Grounds	154,237.00	Collected in 1989	224,492.00
Garbage and Trash Disposal	267,900.00	Library and Education		Cancelled, Abated or Adjusted 1989	1,310.00
Public Buildings and Grounds	324,997.00	Conservation		Transfers to Tax Title Liens or Foreclosed	13,006.00
Other Public Works		All Other		Balance December 31, 1989	0,948.00
HEALTH and WELFARE		CAPITAL DEBT AUTHORIZED, DECEMBER 31, 1989		TAX TITLE LIENS OUTSTANDING	
Health Services Except Environmental		ISSUED AND UNISSUED	GROSS DEBT	NET DEBT	
Welfare-Public Assistance	3,600.00	School	1,123,023		
Hospital, Clinics, First Aid		Self-Liquidating	5,015,000		
Animal, Insect, & Rodent Control	6,373.00	Other	1,153,500	1,153,500	
Other Welfare Services		Total	7,291,523	1,153,500	
RECREATION and CONSERVATION		ISSUED AND OUTSTANDING			
Beaches and Boardwalks		School		582,023.00	
Parks, Playgrounds, Shade Trees	22,647.00	Self-Liquidating		1,371,000.00	
Land Reclamation & Conservation		Other		1,036,000.00	
Other Recreational Services	12,000.00	Total		2,989,023.00	
EDUCATION (excluding schools)		EQUALIZED VALUATION BASIS		104,807,224	
Libraries		FOR NET DEBT COMPUTATION			
Other Educational Services		REAL PROPERTY VALUATIONS			
STATUTORY EXPENDITURES		Code Class # of Parcels % VAL'N	ASSESSED VALUATION		
Pensions & F. L. C. A.	109,099.00	1 Vacant Land 791 2.14	2,535,000.00		
Employee Fringe Benefits	147,614.00	2 Residential 1220 70.40	85,128,600.00		
Other Statutory Expenditures	5,000.00	3 Farm 149 19.15	23,156,800.00		
CETA And Other Public Employment Programs		4a Commercial 11 3.60	4,428,100.00		
MUNICIPAL FUNCTIONS TOTAL	2,162,992.00	4c Apartments 12 4.64	5,614,900.00		
CAPITAL IMPROVEMENTS *MEMO*	7,500.00	Total 2183	120,913,400.00		
DEBT SERVICE		Land Area 10.89 Sq. Miles			
Principal Payments	81,000.00	Net Valuation Taxable-Municipal	123,776,402		
Interest Payments	51,527.00	Net Valuation Taxable-County	110,329,154		
DEFERRED CHARGES	49,184.00	State Equalized Valuation	121,428,799		
SCHOOL, COUNTY, SPECIAL DISTRICT TAXES	2,270,711.46	State Equalization Ratio	101.98		
RESERVE FOR UNCOLLECTED TAXES	312,978.00				
EXPENDITURES TOTAL	4,928,392.46				
				CURRENT FINANCES DECEMBER 31, 1989	
				ASSETS	
				Cash Dec. 31, 1989	686,597.00
				Taxes Receivable	237,793.00
				Tax Title Liens	252,715.00
				Foreclosed Property	114,222.00
				Emergencies & Other Deferred Charges	66,428.00
				State and Federal Aid Receivable	1,070.00
				Other Receivables	82,264.00
				Total	1,441,089.00
				LIABILITIES, RESERVES, AND SURPLUS	
				Cash Liabilities	489,457.00
				Reserves for Receivables	686,994.00
				Surplus Dec. 31, 1989	264,638.00
				Total	1,441,089.00

*Includes County Health Service Taxes, County Vocational School Taxes, or County Open Space Tax. See Table 13.

0105
 Population 1980 19,331
 Population 1990 24,544
 S & P Rating
 Moody Rating AAA

General Tax Rate Per \$100. 2.44
 State Equalized Tax Rate 1.37

EGG HARBOR TOWNSHIP - ATLANTIC CO.
 Form of Government:
 Township Committee
 Number of Members on Governing Body - 5

PER CAPITA:
 Gross Debt 792.50
 Net Debt 202.58
 Debt Service 14.70
 Total Tax Levy 923.47
 Municipal Expenditures 536.94
 PER CENT:
 Gross Debt 1.94
 Net Debt .50
 Tax Levy Collected 91.32
 Tax Levy Cancelled, Abated or Adjusted

EXPENDITURES		REVENUES-REALIZED		1989 PROPERTY TAX	
GENERAL GOVERNMENT				STATE EQUALIZED TAX RATE	
Governing Body & Public Boards	73,056.00	1989 Property Taxes Collected		Local District School Taxes	1.04
Municipal Clerk	154,592.00	1989 Payments in Lieu of Taxes		Regional & Consolidated School Tax	
Financial Administration	199,554.00	Delinquent Tax & Lien Collections		School Taxes in Municipal Budget	
Assessment of Taxes	111,178.00	Business Personalty Replacement Taxes		County Taxes	.46 *
Collection of Taxes	135,421.00	Taxes from Public Utilities		County Library Taxes	.03
Planning, Housing & Development	384,227.00	Other Miscellaneous Tax Revenues		Local Municipal Purpose Taxes	.34
Human Resources	196,432.00	State Aid Revenues		Veteran & Senior Citizen Taxes	
Elections	10,294.00	Federal Aid Revenues		Total Taxes for Rate Computation	1.87
General Administration (other)	1,225,417.00	State and Local Fiscal Assistance Act Utilized		Special District Taxes	
JUDICIARY		State and Local Fiscal Assistance Act Utilized		Bank Corp. Taxes	
Municipal Courts	209,721.00	Sale of Acquired Property		Added and Omitted Taxes	482,770.00
PUBLIC SAFETY		Other Miscellaneous Revenues		Total Taxes Levied - ABSTRACT	22,665,633.18
Fire Protection	303,959.00	Total		Total Taxes Billed	22,673,756.00
Police Protection	3,183,883.00	Prior Years Surplus Appropriated		1989 TAXES COLLECTED	
Civil Defense & Disaster Control	6,744.00	REVENUES TOTAL		1989 Taxes Cancelled, Abated or Adjusted	
Environmental Inspection & Control	343,267.00	Reserve For Uncollected Taxes		Transfer to Tax Title Liens or Foreclosed	
Other Public Safety		CAPITAL OUTLAY TOTAL		Balance Outstanding Dec. 31, 1989	
PUBLIC WORKS		Public Enterprises		PRIOR YEARS TAXES OUTSTANDING	
Streets and Drainage	835,765.00	Recreation-Culture		Balance January 1, 1989	
Sewers and Sewage Processing		Public Works		Collected in 1989	
Garbage and Trash Disposal	854,841.00	Buildings and Grounds		Cancelled, Abated or Adjusted 1989	
Public Buildings and Grounds	245,745.00	Library and Education		Transfers to Tax Title Liens or Foreclosed	
Other Public Works		Conservation		Balance December 31, 1989	
HEALTH and WELFARE		All Other		TAX TITLE LIENS OUTSTANDING	
Health Services Except Environmental		CAPITAL DEBT AUTHORIZED, DECEMBER 31, 1989		Balance January 1, 1989	
Welfare-Public Assistance	35,000.00	ISSUED AND UNISSUED		Transfer From Taxes	
Hospital, Clinics, First Aid		GROSS DEBT		Redeemed in 1989	
Animal, Insect, & Rodent Control	22,510.00	NET DEBT		Cancelled, Abated or Adjusted (1989)	
Other Welfare Services				Transfers to Foreclosed Property	
RECREATION and CONSERVATION				Balance December 31, 1989	
Beaches and Boardwalks				PROPERTY ACQUIRED BY DEED OR FORECLOSURE	
Parks, Playgrounds, Shade Trees				Balance January 1, 1989	
Land Reclamation & Conservation				Transfers From Taxes or Liens	
Other Recreational Services	153,110.00			Sale for Cash (1989)	
EDUCATION (excluding schools)				Cancelled, Abated or Adjusted (1989)	
Libraries				Balance December 31, 1989	
Other Educational Services				CURRENT FINANCES DECEMBER 31, 1989	
STATUTORY EXPENDITURES				ASSETS	
Pensions & F. L. C. A.	852,809.00			Cash Dec. 31, 1989	
Employee Fringe Benefits	537,040.00			Taxes Receivable	
Other Statutory Expenditures	39,578.00			Tax Title Liens	
CETA And Other Public Employment Programs				Foreclosed Property	
MUNICIPAL FUNCTIONS TOTAL	10,130,203.00			Emergencies & Other Deferred Charges	
CAPITAL IMPROVEMENTS * MEMO *				State and Federal Aid Receivable	
DEBT SERVICE				Other Receivables	
Principal Payments	115,000.00			Total	
Interest Payments	245,760.00			LIABILITIES, RESERVES, AND SURPLUS	
DEFERRED CHARGES	75,330.00			Cash Liabilities	
SCHOOL, COUNTY, SPECIAL DISTRICT TAXES	18,098,278.18			Reserves for Receivables	
RESERVE FOR UNCOLLECTED TAXES	2,612,423.00			Surplus Dec. 31, 1989	
EXPENDITURES TOTAL	31,276,994.18			Total	
				12,464,455.00	
				4,836,229.00	
				4,372,345.00	
				3,255,881.00	
				12,464,455.00	

*Includes County Health Service Taxes, County Vocational School Taxes, or County Open Space Tax. See Table 13.

2004
 Population 1980 106,201
 Population 1990 110,002
 S & P Rating A
 Moody Rating BAA1

General Tax Rate Per \$100. 7.00
 State Equalized Tax Rate 2.07

ELIZABETH CITY - UNION COUNTY
 Form of Government:
 Mayor-Council Plan F (OMCL 50)
 Number of Members on Governing Body - 9

PER CAPITA:
 Gross Debt 938.37
 Net Debt 346.07
 Debt Service 96.02
 Total Tax Levy 611.42
 Municipal Expenditures 717.25
 PER CENT:
 Gross Debt 3.60
 Net Debt 1.33
 Tax Levy Collected 95.69
 Tax Levy Cancelled, Abated or Adjusted .17

EXPENDITURES		REVENUES-REALIZED		1989 PROPERTY TAX	
GENERAL GOVERNMENT				STATE EQUALIZED TAX RATE	
Governing Body & Public Boards	392,258.00	1989 Property Taxes Collected	64,377,007.36	Local District School Taxes	.37 27,955,910.40
Municipal Clerk	139,773.00	1989 Payments in Lieu of Taxes	63,234.00	Regional & Consolidated School Tax	
Financial Administration	1,326,666.00	Delinquent Tax & Lien Collections	2,423,801.01	School Taxes in Municipal Budget	.05 1,691,442.12
Assessment of Taxes	177,619.00	Business Personalty Replacement Taxes	2,867,349.76	County Taxes	.40 12,753,483.66
Collection of Taxes		Taxes from Public Utilities	12,492,849.00	County Library Taxes	
Planning, Housing & Development	466,538.00	Other Miscellaneous Tax Revenues	1,207,743.25	Local Municipal Purpose Taxes	.76 24,345,059.91
Human Resources	5,509,449.70	State Aid Revenues	22,285,614.07	Veteran & Senior Citizen Taxes	
Elections	2,560,000.00	Federal Aid Revenues	241,000.00	Total Taxes for Rate Computation	2.09 67,310,596.09
General Administration (other)	3,913,214.38	State and Local Fiscal Assistance Act Utilized		Special District Taxes	167,674.05
JUDICIARY		Sale of Acquired Property		Bank Corp. Taxes	
Municipal Courts	515,636.00	Other Miscellaneous Revenues	2,490,639.71	Added and Omitted Taxes	343,687.66
PUBLIC SAFETY		Total	114,449,237.17	Total Taxes Levied - ABSTRACT	67,257,257.80
Fire Protection	9,924,023.63	Prior Years Surplus Appropriated	3,835,339.22	Total Taxes Billed	67,273,310.46
Police Protection	10,556,201.34	REVENUES TOTAL	118,284,576.39	1989 TAXES COLLECTED	64,377,007.36
Civil Defense & Disaster Control	3,538,600.00	Reserve For Uncollected Taxes	2,570,456.08	1989 Taxes Cancelled, Abated or Adjusted	112,919.37
Environmental Inspection & Control	700,955.00	CAPITAL OUTLAY TOTAL	10,184,031.22	Transfer to Tax Title Liens or Foreclosed	160,128.07
Other Public Safety		Public Enterprises	5,405,321.26	Balance Outstanding Dec. 31, 1989	2,617,255.66
PUBLIC WORKS		Recreation-Culture	639,080.21	PRIOR YEARS TAXES OUTSTANDING	
Streets and Drainage	2,772,556.15	Public Works	3,401,569.29	Balance January 1, 1989	2,591,497.04
Sewers and Sewage Processing	2,000,000.00	Buildings and Grounds	729,745.39	Collected in 1989	2,217,085.69
Garbage and Trash Disposal	11,500,000.00	Library and Education		Cancelled, Abated or Adjusted 1989	167,940.29
Public Buildings and Grounds	1,479,253.00	Conservation	3,665.97	Transfers to Tax Title Liens or Foreclosed	191,869.48
Other Public Works	240,000.00	All Other		Balance December 31, 1989	4,601.53
HEALTH and WELFARE		CAPITAL DEBT AUTHORIZED, DECEMBER 31, 1989		TAX TITLE LIENS OUTSTANDING	
Health Services Except Environmental	1,274,323.30	ISSUED AND UNISSUED		Balance January 1, 1989	1,053,847.01
Welfare-Public Assistance	1,151,419.00	School	39,234,000.00	Transfer From Taxes	454,345.06
Hospital, Clinics, First Aid		Self-Liquidating	25,706,050.00	Redeemed in 1989	206,715.32
Animal, Insect, & Rodent Control	1,000,000.00	Other	39,262,400.00	Cancelled, Abated or Adjusted (1989)	24,257.85
Other Welfare Services		Total	103,222,450.00	Transfers to Foreclosed Property	
RECREATION and CONSERVATION		ISSUED AND OUTSTANDING		Balance December 31, 1989	1,277,715.90
Beaches and Boardwalks		School	10,500,000.00	PROPERTY ACQUIRED BY DEED OR FORECLOSURE	
Parks, Playgrounds, Shade Trees		Self-Liquidating	23,715,430.00	Balance January 1, 1989	2,080,450.00
Land Reclamation & Conservation	97,477.50	Other	30,959,000.00	Transfers From Taxes or Liens	
Other Recreational Services	1,325,835.00	Total	65,074,430.00	Sale for Cash (1989)	
EDUCATION (excluding schools)		EQUALIZED VALUATION BASIS FOR NET DEBT COMPUTATION	2,564,971,264	Cancelled, Abated or Adjusted (1989)	
Libraries	1,894,349.00	REAL PROPERTY VALUATIONS		Balance December 31, 1989	2,080,450.00
Other Educational Services		Code Class # of Parcels % VAL'N ASSESSED VALUATION		CURRENT FINANCES DECEMBER 31, 1989	
STATUTORY EXPENDITURES		1 Vacant Land 786 1.85 17,414,500.00		ASSETS	
Pensions & F. L. C. A.	6,467,325.75	2 Residential 13927 48.43 457,129,700.00		Cash Dec. 31, 1989	14,077,369.27
Employee Fringe Benefits	3,624,217.00	3 Farm 207 21.54 207,263,300.00		Taxes Receivable	2,621,357.24
Other Statutory Expenditures		4a Commercial 2027 21.30 134,993,000.00		Tax Title Liens	1,277,718.90
CETA And Other Public Employment Programs		4b Industrial 223 14.30 131,058,100.00		Foreclosed Property	2,080,450.00
MUNICIPAL FUNCTIONS TOTAL	25,633,934.23	4c Apartments 569 13.89 94,867,600.00		Emergencies & Other Deferred Charges	43,700.00
CAPITAL IMPROVEMENTS *MEMO*	1,000,000.00	Total 17532 11.69 Sq. Miles		State and Federal Aid Receivable	1,901,437.79
DEBT SERVICE		Land Area 11.69 Sq. Miles		Other Receivables	1,192,582.91
Principal Payments	5,735,000.00	Net Valuation Taxable-Municipal	953,742,125	Total	23,801,160.11
Interest Payments	4,777,079.86	Net Valuation Taxable-County	3,185,503,432	LIABILITIES, RESERVES, AND SURPLUS	
TYPE I SCHL DEBT *MEMO*	5,037,029.05	State Equalized Valuation	3,195,426,371	Cash Liabilities	13,513,162.17
DEFERRED CHARGES	132,997.05	State Equalization Ratio	29.63	Reserves for Receivables	9,048,822.45
SCHOOL, COUNTY, SPECIAL DISTRICT TAXES	42,564,510.23			Surplus Dec. 31, 1989	1,239,181.49
RESERVE FOR UNCOLLECTED TAXES	2,570,456.08			Total	23,801,166.11
EXPENDITURES TOTAL	121,467,727.53				

0804

Population 1980 3,187

Population 1990 3,806

S & P Rating

Moody Rating

General Tax Rate Per \$100.

3.68

State Equalized Tax Rate

2.58

ELK TOWNSHIP - GLOUCESTER COUNTY

Form of Government:

Township Committee

Number of Members on Governing Body - 3

PER CAPITA:

Gross Debt

666.32

Net Debt

169.27

Debt Service

20.58

Total Tax Levy

713.27

Municipal Expenditures

413.57

PER CENT:

Gross Debt

2.86

Net Debt

.73

Tax Levy Collected

90.51

Tax Levy Cancelled, Abated

or Adjusted

.37

EXPENDITURES		REVENUES-REALIZED		1989 PROPERTY TAX	
GENERAL GOVERNMENT		REVENUES-REALIZED		STATE EQUALIZED TAX RATE	
Governing Body & Public Boards		1989 Property Taxes Collected	2,456,976.54	Local District School Taxes	.61 633,943.00
Municipal Clerk		1989 Payments in Lieu of Taxes		Regional & Consolidated School Tax	.64 665,098.04
Financial Administration	27,388.00	Delinquent Tax & Lien Collections	256,831.84	School Taxes in Municipal Budget	
Assessment of Taxes	15,744.00	Business Personalty Replacement Taxes	19,123.16	County Taxes	.71 735,264.25
Collection of Taxes	16,921.00	Taxes from Public Utilities	263,135.00	County Library Taxes	.02 20,815.05
Planning, Housing & Development	64,700.00	Other Miscellaneous Tax Revenues		Local Municipal Purpose Taxes	.59 608,800.00
Human Resources	45,096.00	State Aid Revenues	85,220.36	Veteron & Senior Citizen Taxes	
Elections	1,900.00	Federal Aid Revenues		Total Taxes for Rate Computation	2.57 2,702,570.34
General Administration (other)	166,884.00	State and Local Fiscal Assistance Act Utilized		Special District Taxes	
JUDICIARY		State and Local Fiscal Assistance Act Utilized		Bank Corp. Taxes	
Municipal Courts	34,700.00	Sale of Acquired Property		Added and Omitted Taxes	
PUBLIC SAFETY		Other Miscellaneous Revenues	278,636.56	Total Taxes Levied - ABSTRACT	2,714,694.32
Fire Protection	63,519.86	Total	3,359,923.46	Total Taxes Billed	2,714,694.32
Police Protection	304,703.19	Prior Years Surplus Appropriated	239,923.52	1989 TAXES COLLECTED	2,456,976.54
Civil Defense & Disaster Control	3,000.00	REVENUES TOTAL	3,599,846.98	1989 Taxes Cancelled, Abated or Adjusted	10,007.82
Environmental Inspection & Control	24,871.00	Reserve For Uncollected Taxes	272,368.00	Transfer to Tax Title Liens or Foreclosed	12,904.88
Other Public Safety		CAPITAL OUTLAY TOTAL	33,597.84	Balance Outstanding Dec. 31, 1989	234,805.08
PUBLIC WORKS				PRIOR YEARS TAXES OUTSTANDING	
Streets and Drainage	89,628.14	Public Enterprises		Balance January 1, 1989	265,596.23
Sewers and Sewage Processing	19,200.00	Recreation-Culture		Collected in 1989	247,670.38
Garbage and Trash Disposal	171,000.00	Public Works		Cancelled, Abated or Adjusted 1989	
Public Buildings and Grounds	36,500.00	Buildings and Grounds	33,597.84	Transfers to Tax Title Liens or Foreclosed	6,803.63
Other Public Works	11,190.40	Library and Education		Balance December 31, 1989	11,122.22
HEALTH and WELFARE		Conservation		TAX TITLE LIENS OUTSTANDING	
Health Services Except Environmental	2,200.00	All Other		Balance January 1, 1989	14,791.88
Welfare-Public Assistance	4,100.00	CAPITAL DEBT AUTHORIZED, DECEMBER 31, 1989		Transfer From Taxes	20,493.53
Hospital, Clinics, First Aid		ISSUED AND UNISSUED		Redeemed in 1989	9,161.46
Animal, Insect, & Rodent Control	500.00	Schaal	1,891,770	Cancelled, Abated or Adjusted (1989)	
Other Welfare Services		Self-Liquidating		Transfers to Foreclosed Property	
RECREATION and CONSERVATION		Other	644,250	Balance December 31, 1989	26,123.95
Beaches and Boardwalks		Total	2,536,020	PROPERTY ACQUIRED BY DEED OR FORECLOSURE	
Parks, Playgrounds, Shade Trees		ISSUED AND OUTSTANDING		Balance January 1, 1989	220,894.00
Land Reclamation & Conservation	3,222.09	Schaal	1,891,161.98	Transfers From Taxes or Liens	
Other Recreational Services	11,500.00	Self-Liquidating		Sale for Cash (1989)	5,906.10
EDUCATION (excluding schools)		Other	536,820.49	Cancelled, Abated or Adjusted (1989)	
Libraries		Total	2,427,982.47	Balance December 31, 1989	214,987.90
Other Educational Services		EQUALIZED VALUATION BASIS		CURRENT FINANCES DECEMBER 31, 1989	
STATUTORY EXPENDITURES		FOR NET DEBT COMPUTATION	88,550,434	ASSETS	
Pensions & F. L. C. A.	54,000.00	REAL PROPERTY VALUATIONS		Cash Dec. 31, 1989	648,742.31
Employee Fringe Benefits	24,000.00	Code Class # of Parcels % VAL'N		Taxes Receivable	245,927.30
Other Statutory Expenditures	2,000.00	1 Vacant Land 456 4.01	2,363,300.00	Tax Title Liens	26,123.95
CETA And Other Public Employment Programs		2 Residential 1020 74.13	52,982,300.00	Foreclosed Property	214,987.90
MUNICIPAL FUNCTIONS TOTAL	1,198,537.68	3 Farm 336 15.35	10,965,100.00	Emergencies & Other Deferred Charges	66,100.00
CAPITAL IMPROVEMENTS * MEMO *	5,000.00	4a Commercial 28 6.00	4,291,100.00	State and Federal Aid Receivable	123,881.55
DEBT SERVICE		4b Industrial 1 .52	369,500.00	Other Receivables	60,906.42
Principal Payments	50,000.00	4c Apartments		Total	1,386,669.43
Interest Payments	23,315.15	Total 1891	71,471,300.00	LIABILITIES, RESERVES, AND SURPLUS	
DEFERRED CHARGES	24,832.63	Land Area 19.50 Sq. Miles		Cash Liabilities	299,261.59
SCHOOL, COUNTY, SPECIAL DISTRICT TAXES	2,055,120.34	Net Valuation Taxable-Municipal	72,478,241	Reserves for Receivables	547,945.57
RESERVE FOR UNCOLLECTED TAXES	272,368.00	Net Valuation Taxable-County	93,908,928	Surplus Dec. 31, 1989	539,462.27
EXPENDITURES TOTAL	3,629,173.30	State Equalized Valuation	103,123,336	Total	1,386,669.43
		State Equalization Ratio	09.99		

Population 1980 1,569
 Population 1990 1,571
 S & P Rating
 Moody Rating

General Tax Rate Per \$100. 6.01
 State Equalized Tax Rate 2.00

ELMER BOROUGH - SALEM COUNTY
 Form of Government:
 Borough Council
 Number of Members on Governing Body - 6

PER CAPITA:
 Gross Debt 291.53
 Net Debt 45.79
 Debt Service 3.52
 Total Tax Levy 580.09
 Municipal Expenditures 327.90

PER CENT:
 Gross Debt 1.19
 Net Debt .19
 Tax Levy Collected 93.95
 Tax Levy Cancelled, Abated or Adjusted

EXPENDITURES	REVENUES-REALIZED	1989 PROPERTY TAX STATE EQUALIZED TAX RATE
GENERAL GOVERNMENT	1989 Property Taxes Collected 357,042.31	Local District School Taxes 446,747.00
Governing Body & Public Boards	1989 Payments in Lieu of Taxes 46,267.96	Regional & Consolidated School Tax
Municipal Clerk	Delinquent Tax & Lien Collections 17,679.40	School Taxes in Municipal Budget
Financial Administration 17,230.00	Business Personalty Replacement Taxes 17,679.40	County Taxes .73 333,862.56
Assessment of Taxes 4,000.00	Taxes from Public Utilities 57,634.00	County Library Taxes
Collection of Taxes 5,400.00	Other Miscellaneous Tax Revenues	Local Municipal Purpose Taxes .28 123,769.63
Planning, Housing & Development 1,700.00	State Aid Revenues 20,053.30	Veteran & Senior Citizen Taxes 23,700.00
Human Resources 24,923.00	Federal Aid Revenues	Total Taxes for Rate Computation 1.99 933,079.19
Elections 500.00	State and Local Fiscal Assistance Act Utilized 3.42	Special District Taxes
General Administration (other) 54,730.00	Sale of Acquired Property	Bank Corp. Taxes
JUDICIARY	Other Miscellaneous Revenues 100,411.47	Added and Omitted Taxes 1,939.74
Municipal Courts 14,230.00	Total 1,102,101.76	Total Taxes Levied - ABSTRACT 911,318.93
PUBLIC SAFETY	Prior Years Surplus Appropriated 232,372.75	Total Taxes Billed 912,278.26
Fire Protection 33,155.18	REVENUES TOTAL 1,341,474.51	1989 TAXES COLLECTED 857,042.31
Police Protection 33,900.14	Reserve For Uncollected Taxes 53,146.18	1989 Taxes Cancelled, Abated or Adjusted
Civil Defense & Disaster Control 588.00	CAPITAL OUTLAY TOTAL 123,514.62	Transfer to Tax Title Liens or Foreclosed
Environmental Inspection & Control 5,000.00	Public Enterprises 105,735.35	Balance Outstanding Dec. 31, 1989 55,236.65
Other Public Safety	Recreation-Culture	PRIOR YEARS TAXES OUTSTANDING
PUBLIC WORKS	Public Works 10,335.73	Balance January 1, 1989 44,314.66
Streets and Drainage 25,119.16	Buildings and Grounds 7,392.49	Collected in 1989 44,306.00
Sewers and Sewage Processing	Library and Education	Cancelled, Abated or Adjusted 1989
Garbage and Trash Disposal 90,000.00	Conservation	Transfers to Tax Title Liens or Foreclosed
Public Buildings and Grounds 13,200.00	All Other	Balance December 31, 1989 3.66
Other Public Works	CAPITAL DEBT AUTHORIZED, DECEMBER 31, 1989	TAX TITLE LIENS OUTSTANDING
HEALTH and WELFARE	ISSUED AND UNISSUED GROSS DEBT NET DEBT	Balance January 1, 1989 1,461.86
Health Services Except Environmental 2,400.00	School 334,500	Transfer From Taxes
Welfare-Public Assistance 950.00	Self-Liquidating 73,500 73,500	Redeemed in 1989 1,461.86
Hospital, Clinics, First Aid 100.00	Other 453,000 73,500	Cancelled, Abated or Adjusted (1989)
Animal, Insect, & Rodent Control	ISSUED AND OUTSTANDING	Transfers to Foreclosed Property
Other Welfare Services	School	Balance December 31, 1989
RECREATION and CONSERVATION	Self-Liquidating 255,450.00	PROPERTY ACQUIRED BY DEED OR FORECLOSURE
Beaches and Boardwalks 4,900.00	Other 39,000.00	Balance January 1, 1989
Parks, Playgrounds, Shade Trees 9,300.00	Total 293,450.00	Transfers From Taxes or Liens
Land Reclamation & Conservation 1,000.00	EQUALIZED VALUATION BASIS FOR NET DEBT COMPUTATION 38,617,244	Sale for Cash (1989)
Other Recreational Services	REAL PROPERTY VALUATIONS	Cancelled, Abated or Adjusted (1989)
EDUCATION (excluding schools)	Code Class # of Parcels % VAL'N ASSESSED VALUATION	Balance December 31, 1989
Libraries 1,200.00	1 Vacant Land 83 1.30 189,650.00	CURRENT FINANCES DECEMBER 31, 1989
Other Educational Services	2 Residential 473 74.21 10,808,700.00	ASSETS
STATUTORY EXPENDITURES	3 Farm 20 1.01 146,750.00	Cash Dec. 31, 1989 296,817.47
Pensions & F. L. C. A. 14,377.00	4a Commercial 55 23.43 3,419,800.00	Taxes Receivable 55,245.31
Employee Fringe Benefits	4b Industrial	Tax Title Liens
Other Statutory Expenditures 1,230.00	4c Apartments	Foreclosed Property
CETA And Other Public Employment Programs	Total 631 14,564,900.00	Emergencies & Other Deferred Charges 22,610.19
MUNICIPAL FUNCTIONS TOTAL 430,342.48	Land Area .80 Sq. Miles	State and Federal Aid Receivable 2,170.43
CAPITAL IMPROVEMENTS *MEMO* 25,000.00	Net Valuation Taxable-Municipal 15,147,075	Other Receivables 6,779.14
DEBT SERVICE	Net Valuation Taxable-County 39,825,052	Total 383,622.54
Principal Payments 10,800.00	State Equalized Valuation 44,360,053	LIABILITIES, RESERVES, AND SURPLUS
Interest Payments 2,532.50	State Equalization Ratio 33.27	Cash Liabilities 89,188.49
DEFERRED CHARGES 13,253.93		Reserves for Receivables 62,024.45
SCHOOL, COUNTY, SPECIAL DISTRICT TAXES 780,609.56		Surplus Dec. 31, 1989 232,409.60
RESERVE FOR UNCOLLECTED TAXES 53,146.18		Total 383,622.54
EXPENDITURES TOTAL 1,295,734.65		

Population 1980 18,577
 Population 1990 17,623
 S & P Rating
 Moody Rating A1

General Tax Rate Per \$100 1.39
 State Equalized Tax Rate 1.34

ELMWOOD PARK BOROUGH - BERGEN CO.

Form of Government:

Borough Council

Number of Members on Governing Body - 6

PER CAPITA: Gross Debt 322.93 PER CENT: Gross Debt .50
 Net Debt 314.99 Net Debt .49
 Debt Service 56.59 Tax Levy Collected 97.11
 Total Tax Levy 966.49 Tax Levy Cancelled, Abated
 Municipal Expenditures 553.94 or Adjusted .46

EXPENDITURES		REVENUES-REALIZED			1989 PROPERTY TAX	
GENERAL GOVERNMENT		1989 Property Taxes Collected			STATE EQUALIZED TAX RATE	
Governing Body & Public Boards	21,000.00	1989 Payments in Lieu of Taxes			Local District School Taxes	↓ .66 8,423,087.00
Municipal Clerk		Delinquent Tax & Lien Collections			Regional & Consolidated School Tax	
Financial Administration	22,600.00	Business Personalty Replacement Taxes			School Taxes in Municipal Budget	
Assessment of Taxes	40,800.00	Taxes from Public Utilities			County Taxes	.25 2,881,660.85
Collection of Taxes	100,000.00	Other Miscellaneous Tax Revenues			County Library Taxes	
Planning, Housing & Development	16,350.00	State Aid Revenues			Local Municipal Purpose Taxes	.45 5,684,791.70
Human Resources	75,900.00	Federal Aid Revenues			Veteran & Senior Citizen Taxes	292,100.00
Elections	5,800.00	State and Local Fiscal Assistance Act Utilized			Total Taxes for Rate Computation	1.34 17,281,639.55
General Administration (other)	790,334.03	Sale of Acquired Property			Special District Taxes	
JUDICIARY		Other Miscellaneous Revenues			Bank Corp. Taxes	
Municipal Courts	109,050.00	Total			Added and Omitted Taxes	42,834.85
PUBLIC SAFETY		Prior Years Surplus Appropriated			Total Taxes Levied - ABSTRACT	17,032,374.40
Fire Protection	137,209.20	REVENUES TOTAL			Total Taxes Billed	17,080,486.54
Police Protection	1,550,450.00	CAPITAL OUTLAY TOTAL			1989 TAXES COLLECTED	16,587,296.96
Civil Defense & Disaster Control	2,000.00	Public Enterprises			1989 Taxes Cancelled, Abated or Adjusted	79,079.88
Environmental Inspection & Control	109,700.00	Recreation-Culture			Transfer to Tax Title Liens or Foreclosed	3,208.16
Other Public Safety		Public Works			Balance Outstanding Dec. 31, 1989	410,901.54
PUBLIC WORKS		Buildings and Grounds			PRIOR YEARS TAXES OUTSTANDING	
Streets and Drainage	384,144.75	Library and Education			Balance January 1, 1989	308,283.76
Sewers and Sewage Processing	3,100,734.70	Conservation			Collected in 1989	308,283.76
Garbage and Trash Disposal		All Other			Cancelled, Abated or Adjusted 1989	
Public Buildings and Grounds	203,250.00	CAPITAL DEBT AUTHORIZED, DECEMBER 31, 1989			Transfers to Tax Title Liens or Foreclosed	
Other Public Works	35,000.00	ISSUED AND UNISSUED			Balance December 31, 1989	
HEALTH and WELFARE		GROSS DEBT			TAX TITLE LIENS OUTSTANDING	
Health Services Except Environmental	142,450.00	NET DEBT			Balance January 1, 1989	15,953.42
Welfare-Public Assistance	23,000.00	Schaal			Transfer From Taxes	3,208.16
Hospital, Clinics, First Aid		Self-Liquidating			Redeemed in 1989	
Animal, Insect, & Rodent Control		Other			Cancelled, Abated or Adjusted (1989)	
Other Welfare Services	3,000.00	Total			Transfers to Foreclosed Property	
RECREATION and CONSERVATION		ISSUED AND OUTSTANDING			Balance December 31, 1989	19,161.58
Beaches and Boardwalks		School			PROPERTY ACQUIRED BY DEED OR	
Parks, Playgrounds, Shade Trees	2,000.00	Self-Liquidating			FORECLOSURE	
Land Reclamation & Conservation		Other			Balance January 1, 1989	268,200.00
Other Recreational Services	165,250.00	Total			Transfers From Taxes or Liens	
EDUCATION (excluding schools)		EQUALIZED VALUATION BASIS			Sale for Cash (1989)	
Libraries	280,000.00	FOR NET DEBT COMPUTATION			Cancelled, Abated or Adjusted (1989)	
Other Educational Services		REAL PROPERTY VALUATIONS			Balance December 31, 1989	268,200.00
STATUTORY EXPENDITURES		Code Class # of Parcels % VAL'N			CURRENT FINANCES DECEMBER 31, 1989	
Pensions & F. L. C. A.	439,908.55	ASSESSED VALUATION			ASSETS	
Employee Fringe Benefits	310,000.00	1 Vacant Land 110 1.74			Cash Dec. 31, 1989	1,420,472.64
Other Statutory Expenditures	4,000.00	2 Residential 4519 75.44			Taxes Receivable	410,901.54
CETA And Other Public Employment Programs		3 Farm 2 .12			Tax Title Liens	19,161.58
MUNICIPAL FUNCTIONS TOTAL	8,073,931.23	4a Commercial 189 12.09			Foreclosed Property	268,200.00
CAPITAL IMPROVEMENTS *MEMO*	12,000.00	4b Industrial 62 8.17			Emergencies & Other Deferred Charges	71,624.27
DEBT SERVICE		4c Apartments 16 2.45			State and Federal Aid Receivable	4,963.70
Principal Payments	490,000.00	Total 4898			Other Receivables	
Interest Payments	507,367.98	Land Area 2.50 Sq. Miles			Total	2,195,323.73
DEFERRED CHARGES	289,317.03	Net Valuation Taxable-Municipal			LIABILITIES, RESERVES, AND SURPLUS	
SCHOOL, COUNTY, SPECIAL DISTRICT TAXES	11,304,747.85	Net Valuation Taxable-County			Cash Liabilities	1,004,236.67
RESERVE FOR UNCOLLECTED TAXES	489,563.02	State Equalized Valuation			Reserves for Receivables	698,263.12
EXPENDITURES TOTAL	21,154,927.11	State Equalization Ratio			Surplus Dec. 31, 1989	492,823.94
		96.22			Total	2,195,323.73

1703
 Population 1980 1,290
 Population 1990 1,170
 S & P Rating
 Moody Rating

General Tax Rate Per \$100. 3.45
 State Equalized Tax Rate 2.03

ELSINBORO. TOWNSHIP - SALEM COUNTY

Form of Government:
 Township Committee

Number of Members on Governing Body - 3

PER CAPITA:
 Gross Debt
 Net Debt
 Debt Service
 Total Tax Levy 735.80
 Municipal Expenditures 298.32

PER CENT:
 Gross Debt
 Net Debt
 Tax Levy Collected 93.75
 Tax Levy Cancelled, Abated or Adjusted

EXPENDITURES		REVENUES-REALIZED		1989 PROPERTY TAX	
GENERAL GOVERNMENT		REVENUES		STATE EQUALIZED TAX RATE	
Governing Body & Public Boards		1989 Property Taxes Collected	807,122.64	Local District School Taxes	1.00 412,479.00
Municipal Clerk		1989 Payments in Lieu of Taxes		Regional & Consolidated School Tax	
Financial Administration	15,075.00	Delinquent Tax & Lien Collections	43,328.31	School Taxes in Municipal Budget	
Assessment of Taxes	7,250.00	Business Personalty Replacement Taxes	8,728.88	County Taxes	.74 303,760.72
Collection of Taxes	6,595.00	Taxes from Public Utilities	77,383.00	County Library Taxes	
Planning, Housing & Development	1,915.00	Other Miscellaneous Tax Revenues		Local Municipal Purpose Taxes	.34 140,221.99
Human Resources	5,948.10	State Aid Revenues	16,645.33	Veteran & Senior Citizen Taxes	23,000.00
Elections		Federal Aid Revenues		Total Taxes for Rate Computation	2.08 879,461.71
General Administration (other)	36,195.00	State and Local Fiscal Assistance Act Utilized		Special District Taxes	
JUDICIARY		Sale of Acquired Property		Bank Corp. Taxes	
Municipal Courts		Other Miscellaneous Revenues	23,353.29	Added and Omitted Taxes	4,424.64
PUBLIC SAFETY		Total	975,561.45	Total Taxes Levied - ABSTRACT	860,886.35
Fire Protection	19,532.32	Prior Years Surplus Appropriated	70,000.00	Total Taxes Billed	860,886.35
Police Protection	57,520.00	REVENUES TOTAL	1,046,561.45	1989 TAXES COLLECTED	807,122.64
Civil Defense & Disaster Control	7,974.38	Reserve For Uncollected Taxes	57,274.32	1989 Taxes Cancelled, Abated or Adjusted	
Environmental Inspection & Control	5,400.00	CAPITAL OUTLAY	TOTAL	Transfer to Tax Title Liens or Foreclosed	
Other Public Safety		Public Enterprises		Balance Outstanding Dec. 31, 1989	53,763.71
PUBLIC WORKS		Recreation-Culture		PRIOR YEARS TAXES OUTSTANDING	
Streets and Drainage	25,325.00	Public Works		Balance January 1, 1989	43,328.31
Sewers and Sewage Processing	21,200.00	Buildings and Grounds		Collected in 1989	43,328.31
Garbage and Trash Disposal	54,000.00	Library and Education		Cancelled, Abated or Adjusted 1989	
Public Buildings and Grounds		Conservation		Transfers to Tax Title Liens or Foreclosed	
Other Public Works		All Other		Balance December 31, 1989	
HEALTH and WELFARE		CAPITAL DEBT AUTHORIZED, DECEMBER 31, 1989		TAX TITLE LIENS OUTSTANDING	
Health Services Except Environmental	350.00	ISSUED AND UNISSUED	GROSS DEBT	Balance January 1, 1989	417.47
Welfare-Public Assistance	2,350.00	School		Transfer From Taxes	
Hospital, Clinics, First Aid	300.00	Self-Liquidating		Redeemed in 1989	
Animal, Insect, & Radent Control	4,015.00	Other		Cancelled, Abated or Adjusted (1989)	
Other Welfare Services		Total		Transfers to Foreclosed Property	
RECREATION and CONSERVATION		ISSUED AND OUTSTANDING		Balance December 31, 1989	417.47
Beaches and Boardwalks		School		PROPERTY ACQUIRED BY DEED OR FORECLOSURE	
Parks, Playgrounds, Shade Trees		Self-Liquidating		Balance January 1, 1989	4,200.00
Land Reclamation & Conservation		Other		Transfers From Taxes or Liens	
Other Recreational Services		Total		Sale for Cash (1989)	
EDUCATION (excluding schools)		EQUALIZED VALUATION BASIS		Cancelled, Abated or Adjusted (1989)	
Libraries		FOR NET DEBT COMPUTATION	35,513,440	Balance December 31, 1989	4,200.00
Other Educational Services		REAL PROPERTY VALUATIONS		CURRENT FINANCES DECEMBER 31, 1989	
STATUTORY EXPENDITURES		Code Class # of Parcels % VAL'N	ASSESSED VALUATION	ASSETS	
Pensions & F. L. C. A.	9,000.00	1 Vacant Land 164 1.77	439,200.00	Cash Dec. 31, 1989	173,870.44
Employee Fringe Benefits		2 Residential 528 79.86	19,412,000.00	Taxes Receivable	53,763.71
Other Statutory Expenditures	500.00	3 Farm 162 13.80	3,396,500.00	Tax Title Liens	417.47
CETA And Other Public Employment Programs		4a Commercial 11 5.55	1,306,200.00	Foreclosed Property	4,200.00
MUNICIPAL FUNCTIONS		4b Industrial		Emergencies & Other Deferred Charges	
CAPITAL IMPROVEMENTS		4c Apartments		State and Federal Aid Receivable	
DEBT SERVICE		Total 305	24,614,600.00	Other Receivables	511.00
Principal Payments		Land Area 13.00 Sq. Miles		Total	232,762.62
Interest Payments		Net Valuation Taxable-Municipal	24,552,424	LIABILITIES, RESERVES, AND SURPLUS	
DEFERRED CHARGES		Net Valuation Taxable-County	76,243,310	Cash Liabilities	104,330.77
SCHOOL, COUNTY, SPECIAL DISTRICT TAXES	715,259.72	State Equalized Valuation	41,044,522	Reserves for Receivables	56,892.18
RESERVE FOR UNCOLLECTED TAXES	57,274.32	State Equalization Ratio	60.32	Surplus Dec. 31, 1989	69,531.67
EXPENDITURES	TOTAL			Total	232,762.62

Population 1980 7,793
 Population 1990 6,930
 S & P Rating
 Moody Rating A1

General Tax Rate Per \$100. 2.48
 State Equalized Tax Rate 1.80

EMERSON BOROUGH - BERGEN COUNTY

Form of Government:

Borough Council

Number of Members on Governing Body - 6

PER CAPITA:
 Gross Debt 560.53
 Net Debt 543.17
 Debt Service 61.83
 Total Tax Levy 1,576.99
 Municipal Expenditures 645.78

PER CENT:
 Gross Debt .68
 Net Debt .66
 Tax Levy Collected 98.31
 Tax Levy Cancelled, Abated or Adjusted .28

EXPENDITURES		REVENUES-REALIZED		1989 PROPERTY TAX	
GENERAL GOVERNMENT		REVENUES-REALIZED		STATE EQUALIZED TAX RATE	
Governing Body & Public Boards		1989 Property Taxes Collected	10,784,368.90	Local District School Taxes	1.05 6,366,624.00
Municipal Clerk		1989 Payments in Lieu of Taxes		Regional & Consolidated School Tax	
Financial Administration	133,961.00	Delinquent Tax & Lien Collections	146,447.01	School Taxes in Municipal Budget	
Assessment of Taxes	9,295.00	Business Personalty Replacement Taxes	71,940.76	County Taxes	.23 1,424,209.78
Collection of Taxes	25,545.00	Taxes from Public Utilities	468,345.00	County Library Taxes	
Planning, Housing & Development	12,050.00	Other Miscellaneous Tax Revenues		Local Municipal Purpose Taxes	.51 3,106,139.00
Human Resources	38,858.55	State Aid Revenues	78,771.62	Veteran & Senior Citizen Taxes	71,450.00
Elections	3,035.00	Federal Aid Revenues		Total Taxes for Rate Computation	1.79 10,968,422.78
General Administration (other)	433,250.00	State and Local Fiscal Assistance Act Utilized		Special District Taxes	
JUDICIARY		Sale of Acquired Property		Bank Corp. Taxes	
Municipal Courts	45,521.56	Other Miscellaneous Revenues	787,743.40	Added and Omitted Taxes	31,539.22
PUBLIC SAFETY		Total	12,337,616.69	Total Taxes Levied - ABSTRACT	10,928,512.00
Fire Protection	71,870.00	Prior Years Surplus Appropriated	139,000.00	Total Taxes Billed	10,969,261.81
Police Protection	967,280.05	REVENUES TOTAL	12,526,616.69	1989 TAXES COLLECTED	10,784,368.90
Civil Defense & Disaster Control	7,500.00	Reserve For Uncollected Taxes	296,740.00	1989 Taxes Cancelled, Abated or Adjusted	30,224.60
Environmental Inspection & Control	75,730.00	CAPITAL OUTLAY	TOTAL	Transfer to Tax Title Liens or Foreclosed	
Other Public Safety			415,383.93	Balance Outstanding Dec. 31, 1989	190,718.31
PUBLIC WORKS		Public Enterprises		PRIOR YEARS TAXES OUTSTANDING	
Streets and Drainage	221,043.00	Recreation-Culture		Balance January 1, 1989	146,447.01
Sewers and Sewage Processing	55,000.00	Public Works	173,471.90	Collected in 1989	146,447.01
Garbage and Trash Disposal	771,000.00	Buildings and Grounds	242,912.03	Cancelled, Abated or Adjusted 1989	
Public Buildings and Grounds	35,240.00	Library and Education		Transfers to Tax Title Liens or Foreclosed	
Other Public Works	18,700.00	Conservation		Balance December 31, 1989	
HEALTH and WELFARE		All Other		TAX TITLE LIENS OUTSTANDING	
Health Services Except Environmental	45,134.00	CAPITAL DEBT AUTHORIZED, DECEMBER 31, 1989		Balance January 1, 1989	
Welfare-Public Assistance	5,130.00	ISSUED AND UNISSUED		Transfer From Taxes	
Hospital, Clinics, First Aid		School	95,000	Redeemed in 1989	
Animal, Insect, & Radent Control	4,000.00	Self-Liquidating		Cancelled, Abated or Adjusted (1989)	
Other Welfare Services		Other	3,789,469	Transfers to Foreclosed Property	
RECREATION and CONSERVATION		Total	3,884,469	Balance December 31, 1989	
Beaches and Boardwalks		ISSUED AND OUTSTANDING		PROPERTY ACQUIRED BY DEED OR FORECLOSURE	
Parks, Playgrounds, Shade Trees	2,540.00	School	95,000.00	Balance January 1, 1989	13,200.00
Land Reclamation & Conservation		Self-Liquidating		Transfers From Taxes or Liens	
Other Recreational Services	30,534.00	Other	3,097,900.00	Sale for Cash (1989)	
EDUCATION (excluding schools)		Total	3,192,900.00	Cancelled, Abated or Adjusted (1989)	
Libraries	162,244.00	EQUALIZED VALUATION BASIS		Balance December 31, 1989	13,200.00
Other Educational Services		FOR NET DEBT COMPUTATION	567,938,063	CURRENT FINANCES DECEMBER 31, 1989	
STATUTORY EXPENDITURES		REAL PROPERTY VALUATIONS		ASSETS	
Pensions & F. L. C. A.	198,072.00	Code Class # of Parcels % VAL'N	ASSESSED VALUATION	Cash Dec. 31, 1989	6,429,094.03
Employee Fringe Benefits	174,000.00	1 Vacant Land 105 4.49	19,764,600.00	Taxes Receivable	190,718.31
Other Statutory Expenditures	2,000.00	2 Residential 2171 80.47	354,237,000.00	Tax Title Liens	
CETA and Other Public Employment Programs		3 Farm 2 .05	241,600.00	Foreclosed Property	13,200.00
MUNICIPAL FUNCTIONS	TOTAL	4a Commercial 116 14.46	63,631,400.00	Emergencies & Other Deferred Charges	108,000.00
CAPITAL IMPROVEMENTS	* MEMO *	4b Industrial 9 .46	2,021,700.00	State and Federal Aid Receivable	2,273.91
DEBT SERVICE		4c Apartments 1 .07	288,500.00	Other Receivables	13,971.00
Principal Payments	255,000.00	Total	440,184,800.00	Total	6,757,257.25
Interest Payments	173,453.26	Land Area 2.20 Sq. Miles		LIABILITIES, RESERVES, AND SURPLUS	
DEFERRED CHARGES		Net Valuation Taxable-Municipal	441,037,201	Cash Liabilities	5,659,312.47
SCHOOL, COUNTY, SPECIAL DISTRICT TAXES	7,790,833.78	Net Valuation Taxable-County	601,438,947	Reserves for Receivables	217,839.31
RESERVE FOR UNCOLLECTED TAXES	296,740.00	State Equalized Valuation	606,833,679	Surplus Dec. 31, 1989	880,105.47
EXPENDITURES	TOTAL	State Equalization Ratio	72.64	Total	6,757,257.25
	12,266,076.20				

0215
 Population 1980 23,701
 Population 1990 24,350
 S & P Rating
 Moody Rating AA

General Tax Rate Per \$100. 1.90
 State Equalized Tax Rate 1.75

ENGLEWOOD CITY - BERGEN COUNTY
 Form of Government:
 Special Charter (CH 124-1978)
 Number of Members on Governing Body - 5

PER CAPITA:
 Gross Debt 436.21
 Net Debt 436.52
 Debt Service 132.30
 Total Tax Levy 1,593.33
 Municipal Expenditures 1,103.75

PER CENT:
 Gross Debt .56
 Net Debt .56
 Tax Levy Collected 95.67
 Tax Levy Cancelled, Abated or Adjusted .37

EXPENDITURES		REVENUES-REALIZED		1989 PROPERTY TAX	
GENERAL GOVERNMENT				STATE EQUALIZED TAX RATE	
Governing Body & Public Boards	13,700.00	1989 Property Taxes Collected	37,835,141.79	Local District School Taxes	.74 16,792,500.00
Municipal Clerk	90,170.00	1989 Payments in Lieu of Taxes	293,692.72	Regional & Consolidated School Tax	
Financial Administration	287,883.00	Delinquent Tax & Lien Collections	1,184,297.36	School Taxes in Municipal Budget	.05 1,085,000.00
Assessment of Taxes	94,715.00	Business Penalty Replacement Taxes	648,290.56	County Taxes	.21 4,808,745.39
Collection of Taxes	32,031.00	Taxes from Public Utilities	2,029,812.00	County Library Taxes	
Planning, Housing & Development	51,770.00	Other Miscellaneous Tax Revenues		Local Municipal Purpose Taxes	.73 16,504,430.71
Human Resources	107,478.91	State Aid Revenues	344,940.27	Veteran & Senior Citizen Taxes	
Elections		Federal Aid Revenues		Total Taxes for Rate Computation	1.73 39,321,426.10
General Administration (other)	2,525,350.00	State and Local Fiscal Assistance Act Utilized		Special District Taxes	
JUDICIARY		Sale of Acquired Property		Bank Corp. Taxes	
Municipal Courts	227,553.00	Other Miscellaneous Revenues	2,966,128.32	Added and Omitted Taxes	403,673.44
PUBLIC SAFETY		Total	45,351,309.52	Total Taxes Levied - ABSTRACT	39,594,349.54
Fire Protection	2,412,620.00	Prior Years Surplus Appropriated	3,250,000.00	Total Taxes Billed	39,598,114.64
Police Protection	4,700,379.00	REVENUES TOTAL	48,601,309.52	1989 TAXES COLLECTED	37,885,141.79
Civil Defense & Disaster Control	25,000.00	Reserve For Uncollected Taxes	2,191,829.00	1989 Taxes Cancelled, Abated or Adjusted	344,983.05
Environmental Inspection & Control	395,924.00	CAPITAL OUTLAY TOTAL	2,093,617.68	Transfer to Tax Title Liens or Foreclosed	46,870.10
Other Public Safety		Public Enterprises		Balance Outstanding Dec. 31, 1989	1,321,119.70
PUBLIC WORKS		Recreation-Culture		PRIOR YEARS TAXES OUTSTANDING	
Streets and Drainage	1,197,827.00	Public Works	362,300.03	Balance January 1, 1989	1,239,404.71
Sewers and Sewage Processing	2,799,907.00	Buildings and Grounds	931,317.65	Collected in 1989	1,161,052.16
Garbage and Trash Disposal	1,035,550.00	Library and Education	800,000.00	Cancelled, Abated or Adjusted 1989	
Public Buildings and Grounds	638,080.00	Conservation		Transfers to Tax Title Liens or Foreclosed	2,619.75
Other Public Works	220,200.00	All Other		Balance December 31, 1989	75,732.80
HEALTH and WELFARE		CAPITAL DEBT AUTHORIZED, DECEMBER 31, 1989		TAX TITLE LIENS OUTSTANDING	
Health Services Except Environmental	532,832.00	ISSUED AND UNISSUED		Balance January 1, 1989	148,756.00
Welfare-Public Assistance	122,704.00	School	7,245	Transfer From Taxes	49,489.35
Hospital, Clinics, First Aid		Self-Liquidating		Redeemed in 1989	23,245.20
Animal, Insect, & Rodent Control	64,909.00	Other	10,847,600	Cancelled, Abated or Adjusted (1989)	
Other Welfare Services		Total	10,854,845	Transfers to Foreclosed Property	
RECREATION and CONSERVATION		ISSUED AND OUTSTANDING		Balance December 31, 1989	175,000.65
Beaches and Boardwalks		School	930,000.00	PROPERTY ACQUIRED BY DEED OR FORECLOSURE	
Parks, Playgrounds, Shade Trees	229,515.00	Self-Liquidating		Balance January 1, 1989	70,979.00
Land Reclamation & Conservation		Other	9,537,000.00	Transfers From Taxes or Liens	
Other Recreational Services	299,337.00	Total	10,467,000.00	Sale for Cash (1989)	
EDUCATION (excluding schools)		EQUALIZED VALUATION BASIS		Cancelled, Abated or Adjusted (1989)	
Libraries	743,000.00	FOR NET DEBT COMPUTATION	1,922,089,424	Balance December 31, 1989	70,979.00
Other Educational Services		REAL PROPERTY VALUATIONS		CURRENT FINANCES DECEMBER 31, 1989	
STATUTORY EXPENDITURES		Code Class # of Parcels % VAL'N		ASSETS	
Pensions & F.L.C.A.	1,993,750.00	1 Vacant Land 193 1.00	20,377,700.00	Cash Dec. 31, 1989	6,121,522.82
Employee Fringe Benefits	1,005,000.00	2 Residential 6212 74.64	1,525,575,800.00	Taxes Receivable	1,396,852.50
Other Statutory Expenditures	5,000.00	3 Farm 466 13.09	267,522,100.00	Tax Title Liens	175,000.65
CETA And Other Public Employment Programs		4a Commercial 140 8.23	168,230,900.00	Foreclosed Property	70,979.00
MUNICIPAL FUNCTIONS TOTAL	21,903,723.91	4c Apartments 57 3.04	62,129,400.00	Emergencies & Other Deferred Charges	45,000.00
CAPITAL IMPROVEMENTS *MEMO*	108,850.22	Total 7068	2,043,835,900.00	State and Federal Aid Receivable	
DEBT SERVICE		Land Area 4.90 Sq. Miles		Other Receivables	214,319.21
Principal Payments	2,210,867.00	Net Valuation Taxable-Municipal	2,062,865,326	Total	8,023,674.18
Interest Payments	1,076,779.88	Net Valuation Taxable-County	2,064,086,307	LIABILITIES, RESERVES, AND SURPLUS	
TYPE I SCHL DEBT *MEMO	1,046,116.50	State Equalized Valuation	2,263,769,569	Cash Liabilities	2,340,763.86
DEFERRED CHARGES	45,000.00	State Equalization Ratio	91.05	Reserves for Receivables	1,857,151.36
SCHOOL, COUNTY, SPECIAL DISTRICT TAXES	22,686,245.39			Surplus Dec. 31, 1989	3,825,758.96
RESERVE FOR UNCOLLECTED TAXES	2,191,829.00			Total	8,023,674.18
EXPENDITURES TOTAL	50,114,445.18				

Population 1980 5,693
 Population 1990 5,534
 S & P Rating
 Moody Rating AA1

General Tax Rate Per \$100. .38
 State Equalized Tax Rate .74

ENGLEWOOD CLIFFS BORO. - BERGEN CO.

Form of Government:
 Borough Council

Number of Members on Governing Body - 6

PER CAPITA: Gross Debt 717.41 Gross Debt .31
 Net Debt 699.66 Net Debt .30
 Debt Service 120.24 Tax Levy Collected 94.16
 Total Tax Levy 2,006.97 Tax Levy Cancelled, Abated or Adjusted
 Municipal Expenditures 1,058.49 3.85

EXPENDITURES	REVENUES-REALIZED	1989 PROPERTY TAX
GENERAL GOVERNMENT		STATE EQUALIZED TAX RATE
Governing Body & Public Boords	36,000.00	Local District School Taxes .26 4,014,876.00
Municipal Clerk		Regional & Consolidated School Tax
Financial Administration	21,537.95	School Taxes in Municipal Budget
Assessment of Taxes	29,731.86	County Taxes .20 3,082,411.41
Collection of Taxes	65,152.49	County Library Taxes
Planning, Housing & Development	27,431.32	Local Municipal Purpose Taxes .27 4,193,050.04
Human Resources	63,063.00	Veteran & Senior Citizen Taxes 28,500.00
Elections		Total Taxes for Rate Computation .73 11,318,837.45
General Administration (other)	390,634.27	Special District Taxes
JUDICIARY		Bank Corp. Taxes
Municipal Courts	60,746.65	Added and Omitted Taxes 16,953.86
PUBLIC SAFETY		Total Taxes Levied - ABSTRACT 11,307,291.31
Fire Protection	124,832.51	Total Taxes Billed 11,388,166.14
Police Protection	1,469,065.88	1989 TAXES COLLECTED 10,722,833.83
Civil Defense & Disaster Control	600.00	1989 Taxes Cancelled, Abated or Adjusted 439,009.89
Environmental Inspection & Control	45,522.28	Transfer to Tax Title Liens or Foreclosed
Other Public Safety		Balance Outstanding Dec. 31, 1989 226,322.42
PUBLIC WORKS		PRIOR YEARS TAXES OUTSTANDING
Streets and Drainage	500,238.25	Balance January 1, 1989 149,785.99
Sewers and Sewage Processing	489,677.58	Collected in 1989 149,785.99
Garbage and Trash Disposol	610,926.73	Cancelled, Abated or Adjusted 1989
Public Buildings and Grounds	51,843.99	Transfers to Tax Title Liens or Foreclosed
Other Public Works	83,823.89	Balance December 31, 1989
HEALTH and WELFARE		TAX TITLE LIENS OUTSTANDING
Health Services Except Environmental	34,990.42	Balance January 1, 1989
Welfare-Public Assistance	3,606.00	Transfer From Taxes
Hospital, Clinics, First Aid		Redeemed in 1989
Animal, Insect, & Rodent Control		Cancelled, Abated or Adjusted (1989)
Other Welfare Services		Transfers to Foreclosed Property
RECREATION and CONSERVATION		Balance December 31, 1989
Beaches and Boardwalks	69,077.78	PROPERTY ACQUIRED BY DEED OR FORECLOSURE
Parks, Playgrounds, Shade Trees		Balance January 1, 1989 39,528.00
Land Reclamation & Conservation		Transfers From Taxes or Liens
Other Recreational Services	7,000.00	Sale for Cash (1989)
EDUCATION (excluding schools)		Cancelled, Abated or Adjusted (1989)
Libraries	81,232.00	Balance December 31, 1989 39,528.00
Other Educational Services		CURRENT FINANCES DECEMBER 31, 1989
STATUTORY EXPENDITURES		ASSETS
Pensions & F. I. C. A.	312,841.75	Cosh Dec. 31, 1989 971,303.43
Employee Fringe Benefits	235,345.61	Taxes Receivable 226,322.42
Other Statutory Expenditures	10,000.00	Tox Title Liens
CETA And Other Public Employment Programs		Foreclosed Property 39,528.00
MUNICIPAL FUNCTIONS TOTAL 4,836,072.21		Emergencies & Other Deferred Charges 90,021.00
CAPITAL IMPROVEMENTS *MEMO*		State and Federal Aid Receivable 7,058.82
DEBT SERVICE		Other Receivables 8,217.07
Principal Payments 450,000.00		Total 1,342,450.74
Interest Payments 227,434.57		LIABILITIES, RESERVES, AND SURPLUS
DEFERRED CHARGES 30,000.00		Cash Liabilities 558,811.53
SCHOOL, COUNTY, SPECIAL DISTRICT TAXES 7,097,287.41		Reserves for Receivables 274,067.49
RESERVE FOR UNCOLLECTED TAXES 420,000.00		Surplus Dec. 31, 1989 509,571.72
EXPENDITURES TOTAL 13,060,794.13		Total 1,342,450.74
	REVENUES	
	1989 Property Taxes Collected 10,722,833.83	
	1989 Payments in Lieu of Taxes	
	Delinquent Tax & Lien Collections 149,785.99	
	Business Personalty Replacement Taxes 296,197.32	
	Taxes from Public Utilities 586,707.00	
	Other Miscellaneous Tax Revenues	
	State Aid Revenues 65,576.06	
	Federal Aid Revenues	
	State and Local Fiscal Assistance Act Utilized	
	Sole of Acquired Property	
	Other Miscellaneous Revenues 512,669.25	
	Total 12,333,769.45	
	Prior Years Surplus Appropriated 300,000.00	
	REVENUES TOTAL 12,633,769.45	
	Reserve For Uncollected Taxes 420,000.00	
	CAPITAL OUTLAY TOTAL 1,139,101.69	
	Public Enterprises	
	Recreation-Culture	
	Public Works 898,414.65	
	Buildings and Grounds 240,687.04	
	Library and Education	
	Conservation	
	All Other	
	CAPITAL DEBT AUTHORIZED, DECEMBER 31, 1989	
	ISSUED AND UNISSUED	GROSS DEBT
	School 100,000	
	Self-Liquidating	
	Other 3,941,900	3,941,900
	Total 4,041,900	3,941,900
	ISSUED AND OUTSTANDING	
	School 100,000.00	
	Self-Liquidating	
	Other 3,310,500.00	3,410,500.00
	Total 3,410,500.00	
	EQUALIZED VALUATION BASIS	
	FOR NET DEBT COMPUTATION	
	REAL PROPERTY VALUATIONS	ASSESSED VALUATION
	Code Class # of Parcels % VAL'N	
	1 Vacant Land 115 3.02 38,947,900.00	
	2 Residential 1841 52.56 678,391,800.00	
	3 Form	
	4a Commercial 107 44.14 569,733,000.00	
	4b Industrial 1 .04 559,500.00	
	4c Apartments 2 .23 3,020,700.00	
	Total 2066 1,290,652,900.00	
	Land Area 1.80 Sq. Miles	
	Net Valuation Taxable-Municipal 1,292,183,213	
	Net Valuation Taxable-County 1,320,069,589	
	State Equalized Valuation 1,534,190,211	
	State Equalization Ratio 84.21	

1312

Population 1980 976
 Population 1990 1,263
 S & P Rating
 Moody Rating

General Tax Rate Per \$100. 3.45
 State Equalized Tax Rate 2.04

ENGLISHTOWN BORO. - MONMOUTH CO.
 Form of Government:
 Borough Council
 Number of Members on Governing Body - 6

PER CAPITA:
 Gross Debt 1,829.62
 Net Debt 944.59
 Debt Service 32.57
 Total Tax Levy 968.69
 Municipal Expenditures 500.63

PER CENT:
 Gross Debt 4.62
 Net Debt 2.39
 Tax Levy Collected 92.36
 Tax Levy Cancelled, Abated or Adjusted

EXPENDITURES		REVENUES-REALIZED		1989 PROPERTY TAX	
GENERAL GOVERNMENT		REVENUES-REALIZED		STATE EQUALIZED TAX RATE →	
Governing Body & Public Boards	8,300.00	1989 Property Taxes Collected	1,134,396.85	Local District School Taxes	
Municipal Clerk	26,792.83	1989 Payments in Lieu of Taxes		Regional & Consolidated School Tax	1.09 634,001.17
Financial Administration	12,500.00	Delinquent Tax & Lien Collections	32,000.62	School Taxes in Municipal Budget	
Assessment of Taxes	5,190.00	Business Personalty Replacement Taxes	20,624.48	County Taxes	.43 * 253,436.07
Collection of Taxes	6,263.00	Taxes from Public Utilities	63,505.00	County Library Taxes	.01 8,022.91
Planning, Housing & Development	10,500.00	Other Miscellaneous Tax Revenues		Local Municipal Purpose Taxes	.50 292,533.70
Human Resources	3,000.00	State Aid Revenues	17,754.51	Veteran & Senior Citizen Taxes	7,350.00
Elections	1,000.00	Federal Aid Revenues		Total Taxes for Rate Computation	2.03 1,195,343.85
General Administration (other)	91,397.07	State and Local Fiscal Assistance Act Utilized		Special District Taxes	
JUDICIARY		Sale of Acquired Property		Bank Corp. Taxes	
Municipal Courts	14,200.00	Other Miscellaneous Revenues	89,153.30	Added and Omitted Taxes	40,299.57
PUBLIC SAFETY		Total	1,357,434.70	Total Taxes Levied - ABSTRACT	1,228,293.42
Fire Protection	17,956.30	Prior Years Surplus Appropriated	200,000.00	Total Taxes Billed	1,228,293.42
Police Protection	65,630.69	REVENUES TOTAL	1,557,434.70	1989 TAXES COLLECTED	1,134,396.85
Civil Defense & Disaster Control	2,400.00	Reserve For Uncollected Taxes	80,253.12	1989 Taxes Cancelled, Abated or Adjusted	
Environmental Inspection & Control	29,463.00	CAPITAL OUTLAY TOTAL	669,696.17	Transfer to Tax Title Liens or Foreclosed	
Other Public Safety		Public Enterprises	393,134.55	Balance Outstanding Dec. 31, 1989	93,396.57
PUBLIC WORKS		Recreation—Culture		PRIOR YEARS TAXES OUTSTANDING	
Streets and Drainage	25,665.00	Public Works	141,219.42	Balance January 1, 1989	32,242.76
Sewers and Sewage Processing		Buildings and Grounds	130,342.20	Collected in 1989	32,000.62
Garbage and Trash Disposal	78,300.00	Library and Education		Cancelled, Abated or Adjusted 1989	200.00
Public Buildings and Grounds	14,000.00	Conservation		Transfers to Tax Title Liens or Foreclosed	
Other Public Works	5,000.00	All Other		Balance December 31, 1989	42.14
HEALTH and WELFARE		CAPITAL DEBT AUTHORIZED, DECEMBER 31, 1989		TAX TITLE LIENS OUTSTANDING	
Health Services Except Environmental		ISSUED AND UNISSUED		Balance January 1, 1989	3,040.54
Welfare-Public Assistance	5,333.00	School	339,781	Transfer From Taxes	
Hospital, Clinics, First Aid		Self-Liquidating	1,372,142	Redeemed in 1989	
Animal, Insect, & Rodent Control	1,000.00	Other	602,034	Cancelled, Abated or Adjusted (1989)	
Other Welfare Services		Total	2,319,959	Transfers to Foreclosed Property	
RECREATION and CONSERVATION		ISSUED AND OUTSTANDING		Balance December 31, 1989	3,040.54
Beaches and Boardwalks		School	339,781.35	PROPERTY ACQUIRED BY DEED OR FORECLOSURE	
Parks, Playgrounds, Shade Trees		Self-Liquidating	830,914.91	Balance January 1, 1989	100.00
Land Reclamation & Conservation	27,300.00	Other	594,264.86	Transfers From Taxes or Liens	
Other Recreational Services	3,600.00	Total	1,814,961.52	Sale for Cash (1989)	
EDUCATION (excluding schools)		EQUALIZED VALUATION BASIS FOR NET DEBT COMPUTATION		Cancelled, Abated or Adjusted (1989)	
Libraries		FOR NET DEBT COMPUTATION	50,170,934	Balance December 31, 1989	100.00
Other Educational Services		REAL PROPERTY VALUATIONS		CURRENT FINANCES DECEMBER 31, 1989	
STATUTORY EXPENDITURES		Code Class # of Parcels % VAL'N		ASSETS	
Pensions & F. I. C. A.	23,952.73	1 Vacant Land 80 5.43	1,774,050.00	Cash Dec. 31, 1989	300,313.59
Employee Fringe Benefits	21,500.00	2 Residential 369 69.53	22,702,930.00	Taxes Receivable	93,938.71
Other Statutory Expenditures	5,200.00	3 Farm 2 1.14	371,100.00	Tax Title Liens	3,040.54
CETA And Other Public Employment Programs		4a Commercial 22 15.62	5,104,200.00	Foreclosed Property	100.00
MUNICIPAL FUNCTIONS TOTAL	503,333.58	4b Industrial 5 7.05	2,304,600.00	Emergencies & Other Deferred Charges	27,000.00
CAPITAL IMPROVEMENTS * MEMO *	5,000.00	4c Apartments 2 1.14	372,950.00	State and Federal Aid Receivable	6,435.95
DEBT SERVICE		Total	32,691,960.00	Other Receivables	
Principal Payments	23,053.71	Land Area .57 Sq. Miles		Total	439,328.79
Interest Payments	15,245.41	Net Valuation Taxable-Municipal	34,467,394	LIABILITIES, RESERVES, AND SURPLUS	
DEFERRED CHARGES		Net Valuation Taxable-County	59,492,943	Cash Liabilities	105,252.41
SCHOOL, COUNTY, SPECIAL DISTRICT TAXES	395,450.13	State Equalized Valuation	57,101,141	Reserves for Receivables	104,665.20
RESERVE FOR UNCOLLECTED TAXES	80,253.12	State Equalization Ratio	59.09	Surplus Dec. 31, 1989	229,411.18
EXPENDITURES TOTAL	1,530,252.73			Total	439,328.79

*Includes County Health Service Taxes, County Vocational School Taxes, or County Open Space Tax. See Table 13.

0706
 Population 1980 2,363
 Population 1990 2,139
 S & P Rating
 Moody Rating

General Tax Rate Per \$100. 6.90
 State Equalized Tax Rate 1.29

ESSEX FELLS TOWNSHIP - ESSEX COUNTY

Form of Government:

Borough Council

Number of Members on Governing Body - 6

PER CAPITA:
 Gross Debt 168.85
 Net Debt 79.94
 Debt Service
 Total Tax Levy 2,265.66
 Municipal Expenditures 814.76
 PER CENT:
 Gross Debt .11
 Net Debt .05
 Tax Levy Collected 98.85
 Tax Levy Cancelled, Abated or Adjusted

EXPENDITURES	REVENUES-REALIZED	1989 PROPERTY TAX	
GENERAL GOVERNMENT		STATE EQUALIZED TAX RATE	
Governing Body & Public Boards		Local District School Taxes .25	928,131.00
Municipal Clerk		Regional & Consolidated School Tax .23	851,520.06
Financial Administration 38,920.74	1989 Property Taxes Collected 4,790,290.05	School Taxes in Municipal Budget	
Assessment of Taxes 7,470.00	1989 Payments in Lieu of Taxes	County Taxes .59	2,212,101.23
Collection of Taxes 9,323.48	Delinquent Tax & Lien Collections 43,157.11	County Library Taxes	
Planning, Housing & Development 2,878.66	Business Personality Replacement Taxes 6,004.24	Local Municipal Purpose Taxes .22	837,434.74
Human Resources 36,566.17	Taxes from Public Utilities 212,453.50	Veteran & Senior Citizen Taxes	7,400.00
Elections 752.24	Other Miscellaneous Tax Revenues	Total Taxes for Rate Computation 1.29	4,836,587.03
General Administration (other) 131,258.23	State Aid Revenues 21,596.04	Special District Taxes	
JUDICIARY	Federal Aid Revenues	Bank Corp. Taxes	
Municipal Courts 34,298.82	State and Local Fiscal Assistance Act Utilized	Added and Omitted Taxes	17,057.47
PUBLIC SAFETY	Sale of Acquired Property	Total Taxes Levied - ABSTRACT	4,846,244.50
Fire Protection 31,328.44	Other Miscellaneous Revenues	Total Taxes Billed	4,846,244.50
Police Protection 507,097.00	Total 5,441,254.60	1989 TAXES COLLECTED	4,790,290.05
Civil Defense & Disaster Control 100.00	Prior Years Surplus Appropriated 400,000.00	1989 Taxes Cancelled, Abated or Adjusted	
Environmental Inspection & Control 3,922.70	REVENUES TOTAL 5,941,254.60	Transfer to Tax Title Liens or Foreclosed	
Other Public Safety	Reserve For Uncollected Taxes 440,984.00	Balance Outstanding Dec. 31, 1989	55,954.45
PUBLIC WORKS	CAPITAL OUTLAY TOTAL 517,168.06	PRIOR YEARS TAXES OUTSTANDING	
Streets and Drainage 137,550.00	Public Enterprises 422,464.94	Balance January 1, 1989	44,916.22
Sewers and Sewage Processing 155,576.00	Recreation-Culture	Collected in 1989	43,157.11
Garbage and Trash Disposal	Public Works 65,667.80	Cancelled, Abated or Adjusted 1989	
Public Buildings and Grounds 20,700.30	Buildings and Grounds 29,035.32	Transfers to Tax Title Liens or Foreclosed	
Other Public Works	Library and Education	Balance December 31, 1989	1,759.11
HEALTH and WELFARE	Conservation	TAX TITLE LIENS OUTSTANDING	
Health Services Except Environmental 4,306.30	All Other	Balance January 1, 1989	
Welfare-Public Assistance 3,800.00	CAPITAL DEBT AUTHORIZED, DECEMBER 31, 1989	Transfer From Taxes	
Hospital, Clinics, First Aid	ISSUED AND UNISSUED	Redeemed in 1989	
Animal, Insect, & Rodent Control	SCHOOL GROSS DEBT 190,169	Cancelled, Abated or Adjusted (1989)	
Other Welfare Services	Self-Liquidating	Transfers to Foreclosed Property	
RECREATION and CONSERVATION	Other 171,000	Balance December 31, 1989	
Beaches and Boardwalks	Total 361,169	PROPERTY ACQUIRED BY DEED OR FORECLOSURE	
Parks, Playgrounds, Shade Trees 17,269.53	ISSUED AND OUTSTANDING	Balance January 1, 1989	1,900.00
Land Reclamation & Conservation	School 190,169.48	Transfers From Taxes or Liens	
Other Recreational Services 7,955.00	Self-Liquidating	Sale for Cash (1989)	
EDUCATION (excluding schools)	Other	Cancelled, Abated or Adjusted (1989)	
Libraries	Total 190,169.48	Balance December 31, 1989	1,900.00
Other Educational Services	EQUALIZED VALUATION BASIS	CURRENT FINANCES DECEMBER 31, 1989	
STATUTORY EXPENDITURES	FOR NET DEBT COMPUTATION 332,712,110	ASSETS	
Pensions & F. L. C. A. 103,855.39	REAL PROPERTY VALUATIONS	Cash Dec. 31, 1989	1,748,624.56
Employee Fringe Benefits 45,245.00	Code Class # of Parcels % VAL'N ASSESSED VALUATION	Taxes Receivable	57,713.56
Other Statutory Expenditures	1 Vacant Land 38 1.15 805,100.00	Tax Title Liens	
CETA And Other Public Employment Programs	2 Residential 735 96.47 67,489,500.00	Foreclosed Property	1,900.00
MUNICIPAL FUNCTIONS TOTAL 1,300,134.05	3 Farm	Emergencies & Other Deferred Charges	
CAPITAL IMPROVEMENTS *MEMO* 83,675.00	4a Commercial 5 2.38 1,667,800.00	State and Federal Aid Receivable	1,371.61
DEBT SERVICE	4b Industrial	Other Receivables	1,000.00
Principal Payments	4c Apartments	Total	1,810,609.73
Interest Payments	Total 778 69,962,400.00	LIABILITIES, RESERVES, AND SURPLUS	
DEFERRED CHARGES 1,600.00	Land Area 1.50 Sq. Miles	Cash Liabilities	1,253,392.00
SCHOOL, COUNTY, SPECIAL DISTRICT TAXES 3,991,752.29	Net Valuation Taxable-Municipal 70,072,100	Reserves for Receivables	60,643.56
RESERVE FOR UNCOLLECTED TAXES 440,984.00	Net Valuation Taxable-County 343,605,344	Surplus Dec. 31, 1989	496,574.17
EXPENDITURES TOTAL 5,734,520.34	State Equalized Valuation 375,444,454	Total	1,810,609.73
	State Equalization Ratio 13.64		

0109
 Population 1980 348
 Population 1990 1,404
 S & P Rating
 Moody Rating

General Tax Rate Per \$100. 4.37
 State Equalized Tax Rate 1.49

ESTELL MANOR CITY - ATLANTIC COUNTY
 Form of Government:
 Small Municipality Plan D (OMCL 50)
 Number of Members on Governing Body - 5

PER CAPITA:
 Gross Debt 54.13
 Net Debt
 Debt Service
 Total Tax Levy 712.58
 Municipal Expenditures 338.12

PER CENT:
 Gross Debt .14
 Net Debt
 Tax Levy Collected 90.99
 Tax Levy Cancelled, Abated or Adjusted .80

EXPENDITURES		REVENUES-REALIZED		1989 PROPERTY TAX	
GENERAL GOVERNMENT		REVENUES-REALIZED		STATE EQUALIZED TAX RATE 1.04	
Governing Body & Public Boards		1989 Property Taxes Collected	912,794.19	Local District School Taxes	680,984.45
Municipal Clerk		1989 Payments in Lieu of Taxes		Regional & Consolidated School Tax	
Financial Administration	22,250.00	Delinquent Tax & Lien Collections	50,902.14	School Taxes in Municipal Budget	
Assessment of Taxes	20,150.00	Business Personalty Replacement Taxes	7,679.43	County Taxes	275,726.13
Collection of Taxes	24,525.00	Taxes from Public Utilities	164,441.00	County Library Taxes	18,036.75
Planning, Housing & Development	13,400.00	Other Miscellaneous Tax Revenues		Local Municipal Purpose Taxes	
Human Resources	8,000.00	State Aid Revenues	33,237.12	Veteran & Senior Citizen Taxes	12,200.00
Elections		Federal Aid Revenues		Total Taxes for Rate Computation	986,947.33
General Administration (other)	94,077.00	State and Local Fiscal Assistance Act Utilized		Special District Taxes	
JUDICIARY		Sale of Acquired Property		Bank Corp. Taxes	
Municipal Courts	33,654.00	Other Miscellaneous Revenues	110,881.28	Added and Omitted Taxes	25,710.93
PUBLIC SAFETY		Total	1,239,885.21	Total Taxes Levied - ABSTRACT	1,000,458.26
Fire Protection	510.84	Prior Years Surplus Appropriated	196,466.70	Total Taxes Billed	1,003,163.76
Police Protection	20,700.00	REVENUES TOTAL	1,486,351.91	1989 TAXES COLLECTED	912,794.19
Civil Defense & Disaster Control	300.00	Reserve For Uncollected Taxes	111,000.00	1989 Taxes Cancelled, Abated or Adjusted	8,000.00
Environmental Inspection & Control	1,700.00			Transfer to Tax Title Liens or Foreclosed	30,000.00
Other Public Safety				Balance Outstanding Dec. 31, 1989	52,369.57
PUBLIC WORKS		CAPITAL OUTLAY TOTAL		PRIOR YEARS TAXES OUTSTANDING	
Streets and Drainage	47,700.00	Public Enterprises		Balance January 1, 1989	57,633.43
Sewers and Sewage Processing		Recreation-Culture		Collected in 1989	57,354.65
Gorbage and Trash Disposal	30,830.00	Public Works		Cancelled, Abated or Adjusted 1989	
Public Buildings and Grounds	13,800.00	Buildings and Grounds		Transfers to Tax Title Liens or Foreclosed	278.73
Other Public Works	1,000.00	Library and Education		Balance December 31, 1989	
HEALTH and WELFARE		Conservation		TAX TITLE LIENS OUTSTANDING	
Health Services Except Environmental	300.00	All Other		Balance January 1, 1989	270,919.14
Welfare-Public Assistance	875.00			Transfer From Taxes	30,503.35
Hospital, Clinics, First Aid		CAPITAL DEBT AUTHORIZED, DECEMBER 31, 1989		Redeemed in 1989	3,447.49
Animal, Insect, & Rodent Control	2,400.00	ISSUED AND UNISSUED	GROSS DEBT	Cancelled, Abated or Adjusted (1989)	
Other Welfare Services		School	76,000	Transfers to Foreclosed Property	
RECREATION and CONSERVATION		Self-Liquidating		Balance December 31, 1989	297,975.00
Beaches and Boardwalks		Other		PROPERTY ACQUIRED BY DEED OR FORECLOSURE	
Parks, Playgrounds, Shade Trees		Total	76,000	Balance January 1, 1989	274,175.00
Land Reclamation & Conservation				Transfers From Taxes or Liens	
Other Recreational Services	950.00	ISSUED AND OUTSTANDING		Sale for Cash (1989)	
EDUCATION (excluding schools)		School	76,000.00	Cancelled, Abated or Adjusted (1989)	
Libraries		Self-Liquidating		Balance December 31, 1989	274,175.00
Other Educational Services		Other		CURRENT FINANCES DECEMBER 31, 1989	
STATUTORY EXPENDITURES		Total	76,000.00	ASSETS	
Pensions & F. I. C. A.	14,000.00	EQUALIZED VALUATION BASIS FOR NET DEBT COMPUTATION	54,279,820	Cash Dec. 31, 1989	868,665.85
Employee Fringe Benefits		REAL PROPERTY VALUATIONS		Taxes Receivable	52,369.57
Other Statutory Expenditures	700.00	Code Class # of Parcels % VAL'N ASSESSED VALUATION		Tax Title Liens	297,975.00
CETA And Other Public Employment Programs		1 Vacant Land 1758 32.63	7,175,225.00	Foreclosed Property	274,175.00
MUNICIPAL FUNCTIONS TOTAL	360,871.84	2 Residential 438 54.65	12,017,409.00	Emergencies & Other Deferred Charges	5,600.00
CAPITAL IMPROVEMENTS *MEMO*	100.00	3 Farm 60 8.11	1,783,984.00	State and Federal Aid Receivable	
DEBT SERVICE		4a Commercial 13 1.99	436,970.00	Other Receivables	7,598.87
Principal Payments		4b Industrial 5 1.24	272,990.00	Total	1,506,384.09
Interest Payments		4c Apartments 2 1.37	302,130.00	LIABILITIES, RESERVES, AND SURPLUS	
		Total	21,988,708.00	Cash Liabilities	458,211.71
DEFERRED CHARGES	2,846.76	Land Area 53.75 Sq. Miles		Reserves for Receivables	632,118.24
SCHOOL, COUNTY, SPECIAL DISTRICT TAXES	974,747.33	Net Valuation Taxable-Municipal	22,215,281	Surplus Dec. 31, 1989	416,054.14
RESERVE FOR UNCOLLECTED TAXES	111,000.00	Net Valuation Taxable-County	55,425,045	Total	1,506,384.09
EXPENDITURES TOTAL	1,449,465.93	State Equalized Valuation	65,205,025		
		State Equalization Ratio	33.84		

*Includes County Health Service Taxes, County Vocational School Taxes, or County Open Space Tax. See Table 13.

Population 1980 21,503
 Population 1990 35,309
 S & P Rating
 Moody Rating A1

General Tax Rate Per \$100. 3.33
 State Equalized Tax Rate 1.75

EVESHAM TOWNSHIP - BURLINGTON CO.

Form of Government:

Council-Manager Plan B (OMCL 50)

Number of Members on Governing Body - 5

PER CAPITA:
 Grass Debt 2,019.88
 Net Debt 819.54
 Debt Service 32.45
 Total Tax Levy 938.44
 Municipal Expenditures 281.62

PER CENT:
 Gross Debt 5.05
 Net Debt 2.05
 Tax Levy Collected 98.53
 Tax Levy Cancelled, Abated or Adjusted .17

EXPENDITURES		REVENUES-REALIZED		1989 PROPERTY TAX		
GENERAL GOVERNMENT				STATE EQUALIZED TAX RATE		
Governing Body & Public Boards	29,545.00	1989 Property Taxes Collected	32,651,565.72	Local District School Taxes	.63 10,980,519.72	
Municipal Clerk	170,010.15	1989 Payments in Lieu of Taxes		Regional & Consolidated School Tax	.34 5,982,983.72	
Financial Administration	163,338.40	Delinquent Tax & Lien Collections	919,726.96	School Taxes in Municipal Budget		
Assessment of Taxes	103,957.00	Business Personalty Replacement Taxes	100,223.12	County Taxes	.53 9,334,717.67	
Collection of Taxes	103,993.00	Taxes from Public Utilities	2,000,185.00	County Library Taxes	.03 534,670.17	
Planning, Housing & Development	306,314.00	Other Miscellaneous Tax Revenues		Local Municipal Purpose Taxes	.21 3,738,000.00	
Human Resources	106,166.10	State Aid Revenues	206,839.87	Veteran & Senior Citizen Taxes		
Elections		Federal Aid Revenues		Total Taxes for Rate Computation	1.74 30,707,591.28	
General Administration (other)	1,223,567.00	State and Local Fiscal Assistance Act Utilized		Special District Taxes		
JUDICIARY		Sale of Acquired Property		Bank Corp. Taxes		
Municipal Courts	82,236.00	Other Miscellaneous Revenues	2,278,723.29	Added and Omitted Taxes		
PUBLIC SAFETY		Total	38,157,263.90	Total Taxes Levied - ABSTRACT		
Fire Protection		Prior Years Surplus Appropriated	1,989,504.00	Total Taxes Billed		
Police Protection	1,993,289.00	REVENUES TOTAL	40,146,767.96	1989 TAXES COLLECTED		
Civil Defense & Disaster Control	200.00	Reserve For Uncollected Taxes	785,244.75	1989 Taxes Cancelled, Abated or Adjusted	56,339.90	
Environmental Inspection & Control	293,639.00	CAPITAL OUTLAY TOTAL		Transfer to Tax Title Liens or Foreclosed	6,108.10	
Other Public Safety		Public Enterprises	375,573.65	Balance Outstanding Dec. 31, 1989	425,452.87	
PUBLIC WORKS		Recreation-Culture	371,871.31	PRIOR YEARS TAXES OUTSTANDING		
Streets and Drainage	619,077.60	Public Works	794,220.19	Balance January 1, 1989	932,390.65	
Sewers and Sewage Processing		Buildings and Grounds	3,405,361.29	Collected in 1989	919,565.56	
Garbage and Trash Disposal	1,604,625.00	Library and Education		Cancelled, Abated or Adjusted 1989	2,772.52	
Public Buildings and Grounds	48,946.00	Conservation		Transfers to Tax Title Liens or Foreclosed	313.71	
Other Public Works		All Other		Balance December 31, 1989	9,738.86	
HEALTH and WELFARE		CAPITAL DEBT AUTHORIZED, DECEMBER 31, 1989		TAX TITLE LIENS OUTSTANDING		
Health Services Except Environmental	13,145.00	ISSUED AND UNISSUED	GROSS DEBT	NET DEBT		
Welfare-Public Assistance	11,450.00	School	37,022,000		Balance January 1, 1989	
Hospital, Clinics, First Aid		Self-Liquidating	530,519		38,106.29	
Animal, Insect, & Rodent Control	3,151.20	Other	33,767,461		Transfer From Taxes	
Other Welfare Services		Total	71,319,980		6,518.35	
RECREATION and CONSERVATION		ISSUED AND OUTSTANDING		REDEEMED IN 1989		
Beaches and Boardwalks		School	37,022,000.00	Cancelled, Abated or Adjusted (1989)	161.40	
Parks, Playgrounds, Shade Trees	103,011.00	Self-Liquidating	300,000.00	Transfers to Foreclosed Property		
Land Reclamation & Conservation	1,500.00	Other	8,094,000.00	Balance December 31, 1989	44,463.24	
Other Recreational Services	198,827.00	Total	45,416,000.00	PROPERTY ACQUIRED BY DEED OR FORECLOSURE		
EDUCATION (excluding schools)		EQUALIZED VALUATION BASIS FOR NET DEBT COMPUTATION		Balance January 1, 1989		
Libraries	86,943.00	REAL PROPERTY VALUATIONS		283,780.82		
Other Educational Services		Code	Class	# of Parcels	% VAL'N	ASSESSED VALUATION
STATUTORY EXPENDITURES		1	Vocant Land	2263	5.46	48,739,400.00
Pensions & F. L. C. A.	633,548.87	2	Residential	10131	70.38	628,756,900.00
Employee Fringe Benefits		3	Farm	199	.55	4,920,500.00
Other Statutory Expenditures		4a	Commercial	350	17.41	155,582,200.00
CETA And Other Public Employment Programs		4b	Industrial	24	2.37	21,180,400.00
MUNICIPAL FUNCTIONS TOTAL	7,915,529.32	4c	Apartments	15	3.83	34,240,300.00
CAPITAL IMPROVEMENTS * MEMO *	265,796.00	Total		12982		893,419,700.00
DEBT SERVICE		Land Area 29.65 Sq. Miles				
Principal Payments	748,000.00	Net Valuation Taxable-Municipal		905,312,312		
Interest Payments	397,794.17	Net Valuation Taxable-County		1,603,367,566		
DEFERRED CHARGES		State Equalized Valuation		1,737,640,536		
SCHOOL, COUNTY, SPECIAL DISTRICT TAXES	97,169.23	State Equalization Ratio		51.77		
RESERVE FOR UNCOLLECTED TAXES	27,726,391.28					
EXPENDITURES TOTAL	37,670,128.75					
				LIABILITIES, RESERVES, AND SURPLUS		
				Cash Liabilities		4,911,144.63
				Reserves for Receivables		854,900.24
				Surplus Dec. 31, 1989		3,408,790.47
				Total		9,174,835.34

Population 1980 34,842
 Population 1990 34,185
 S & P Rating
 Moody Rating A

General Tax Rate Per \$100. 13.71
 State Equalized Tax Rate 1.93

EWING TOWNSHIP - MERCER COUNTY

Form of Government:
 Township Committee

Number of Members on Governing Body - 5

PER CAPITA:
 Gross Debt 463.75
 Net Debt 463.75
 Debt Service 50.74
 Total Tax Levy 939.57
 Municipal Expenditures 564.77

PER CENT:
 Gross Debt 1.10
 Net Debt 1.10
 Tax Levy Collected 97.02
 Tax Levy Cancelled, Abated or Adjusted .06

EXPENDITURES		REVENUES-REALIZED		1989 PROPERTY TAX	
GENERAL GOVERNMENT		REVENUES-REALIZED		STATE EQUALIZED TAX RATE	
Governing Body & Public Boards		1989 Property Taxes Collected	31,163,255.42	Local District School Taxes	1.07 17,652,996.00
Municipal Clerk		1989 Payments in Lieu of Taxes	288,322.00	Regional & Consolidated School Tax	
Financial Administration	52,132.53	Delinquent Tax & Lien Collections	708,580.01	School Taxes in Municipal Budget	
Assessment of Taxes	83,092.93	Business Personality Replacement Taxes	1,268,157.60	County Taxes	.50 8,273,264.90
Collection of Taxes	162,223.57	Taxes from Public Utilities	2,229,838.00	Local Municipal Purpose Taxes	.32 5,199,595.04
Planning, Housing & Development	16,356.91	Other Miscellaneous Tax Revenues	1,475,794.86	Veteran & Senior Citizen Taxes	345,750.00
Human Resources	151,501.00	State Aid Revenues	885,030.17	Total Taxes for Rate Computation	1.93 32,170,661.69
Elections	14,700.00	Federal Aid Revenues		Special District Taxes	28,920.37
General Administration (other)	1,389,587.87	State and Local Fiscal Assistance Act Utilized		Bank Corp. Taxes	
JUDICIARY		Sale of Acquired Property		Added and Omitted Taxes	265,452.08
Municipal Courts	172,501.32	Other Miscellaneous Revenues	6,738,763.94	Total Taxes Levied - ABSTRACT	32,119,290.14
PUBLIC SAFETY		TOTAL	44,807,792.00	Total Taxes Billed	32,119,630.66
Fire Protection	529,120.71	Prior Years Surplus Appropriated	1,560,000.00	1989 TAXES COLLECTED	31,163,255.42
Police Protection	3,076,333.34	REVENUES TOTAL	45,367,792.00	1989 Taxes Cancelled, Abated or Adjusted	20,519.95
Civil Defense & Disaster Control	2,925.00	Reserve For Uncollected Taxes	1,180,504.43	Transfer to Tax Title Liens or Foreclosed	
Environmental Inspection & Control	122,254.09	CAPITAL OUTLAY TOTAL	3,344,956.35	Balance Outstanding Dec. 31, 1989	935,355.29
Other Public Safety		Public Enterprises		PRIOR YEARS TAXES OUTSTANDING	
PUBLIC WORKS		Recreation-Culture	505,638.81	Balance January 1, 1989	755,223.27
Streets and Drainage	1,001,514.00	Public Works	1,201,013.54	Collected in 1989	696,445.10
Sewers and Sewage Processing	3,493,914.93	Buildings and Grounds	1,533,299.00	Cancelled, Abated or Adjusted 1989	38,300.60
Garbage and Trash Disposal	2,147,385.00	Library and Education		Transfers to Tax Title Liens or Foreclosed	1,948.82
Public Buildings and Grounds	763,900.00	Conservation		Balance December 31, 1989	18,528.75
Other Public Works	20,833.84	All Other		TAX TITLE LIENS OUTSTANDING	
HEALTH and WELFARE		CAPITAL DEBT AUTHORIZED, DECEMBER 31, 1989		Balance January 1, 1989	47,086.77
Health Services Except Environmental	243,842.55	ISSUED AND UNISSUED		Transfer From Taxes	1,948.82
Welfare-Public Assistance	40,003.00	School		Redeemed in 1989	12,134.91
Hospital, Clinics, First Aid		Self-Liquidating		Cancelled, Abated or Adjusted (1989)	6,125.91
Animal, Insect, & Rodent Control	21,598.65	Other	15,853,239	Transfers to Foreclosed Property	
Other Welfare Services		Total	15,853,239	Balance December 31, 1989	30,774.77
RECREATION and CONSERVATION		ISSUED AND OUTSTANDING		PROPERTY ACQUIRED BY DEED OR FORECLOSURE	
Beaches and Boardwalks		School		Balance January 1, 1989	35,542.00
Parks, Playgrounds, Shade Trees	656,956.32	Self-Liquidating		Transfers From Taxes or Liens	
Land Reclamation & Conservation	40,576.80	Other	7,358,273.50	Sale for Cash (1989)	
Other Recreational Services	154,713.07	Total	7,358,273.50	Cancelled, Abated or Adjusted (1989)	
EDUCATION (excluding schools)		EQUALIZED VALUATION BASIS FOR NET DEBT COMPUTATION	1,445,565,512	Balance December 31, 1989	35,542.00
Libraries		REAL PROPERTY VALUATIONS		CURRENT FINANCES DECEMBER 31, 1989	
Other Educational Services	17,000.00	Code Class # of Parcels % VAL'N ASSESSED VALUATION		ASSETS	
STATUTORY EXPENDITURES		1 Vacant Land 1030 1.67 3,865,890.00		Cash Dec. 31, 1989	2,831,377.47
Pensions & F. L. C. A.	1,021,013.50	2 Residential 9517 65.71 149,244,719.00		Taxes Receivable	954,384.04
Employee Fringe Benefits	964,032.32	3 Farm 14 .00 132,390.00		Tax Title Liens	30,774.77
Other Statutory Expenditures	10,000.00	4a Commercial 432 23.57 53,779,890.00		Foreclosed Property	35,542.00
CETA And Other Public Employment Programs		4b Industrial 32 3.36 3,793,100.00		Emergencies & Other Deferred Charges	355,755.57
MUNICIPAL FUNCTIONS TOTAL	16,375,178.30	4c Apartments 16 5.09 11,619,600.00		State and Federal Aid Receivable	
CAPITAL IMPROVEMENTS * * * * *	500,000.00	Total	11236	Other Receivables	341,336.52
DEBT SERVICE		Land Area 15.13 Sq. Miles		Total	4,599,670.37
Principal Payments	1,312,937.00	Net Valuation Taxable-Municipal	232,132,715	LIABILITIES, RESERVES, AND SURPLUS	
Interest Payments	414,519.61	Net Valuation Taxable-County	1,556,354,339	Cash Liabilities	1,336,259.48
DEFERRED CHARGES		State Equalized Valuation	1,023,511,605	Reserves for Receivables	1,210,364.50
SCHOOL, COUNTY, SPECIAL DISTRICT TAXES	16,567.83	State Equalization Ratio	14.09	Surplus Dec. 31, 1989	2,046,540.39
SCHOOL, COUNTY, SPECIAL DISTRICT TAXES	26,654,237.02			Total	4,599,670.37
RESERVE FOR UNCOLLECTED TAXES	1,180,504.43				
EXPENDITURES TOTAL	45,961,004.24				

Population 1980 5,679
 Population 1990 5,270
 S & P Rating
 Moody Rating A

General Tax Rate Per \$100. 2.67
 State Equalized Tax Rate 1.67

FAIR HAVEN BOROUGH - MONMOUTH CO.

Form of Government:
 Borough Council

Number of Members on Governing Body - 6

PER CAPITA:
 Gross Debt 595.09
 Net Debt 586.24
 Debt Service 61.36
 Total Tax Levy 1,584.02
 Municipal Expenditures 542.51

PER CENT:
 Gross Debt .71
 Net Debt .70
 Tax Levy Collected 97.63
 Tax Levy Cancelled, Abated or Adjusted

EXPENDITURES		REVENUES-REALIZED		1989 PROPERTY TAX	
GENERAL GOVERNMENT		REVENUES		STATE EQUALIZED TAX RATE	
Governing Body & Public Boards		1989 Property Taxes Collected	8,149,724.63	Local District School Taxes	.60
Municipal Clerk		1989 Payments in Lieu of Taxes		Regional & Consolidated School Tax	.32
Financial Administration	13,000.00	Delinquent Tax & Lien Collections	176,225.63	School Taxes in Municipal Budget	
Assessment of Taxes	17,127.00	Business Personalty Replacement Taxes	24,922.36	County Taxes	.40
Collection of Taxes	70,900.00	Taxes from Public Utilities	352,211.00	County Library Taxes	.01
Planning, Housing & Development	12,380.00	Other Miscellaneous Tax Revenues		Local Municipal Purpose Taxes	.34
Human Resources	30,299.00	State Aid Revenues	54,407.32	Veteran & Senior Citizen Taxes	
Elections		Federal Aid Revenues		Total Taxes for Rate Computation	1.67
General Administration (other)	235,628.00	State and Local Fiscal Assistance Act Utilized		Special District Taxes	
JUDICIARY		Sale of Acquired Property		Bank Corp. Taxes	
Municipal Courts	15,983.00	Other Miscellaneous Revenues		Added and Omitted Taxes	48,684.36
PUBLIC SAFETY		Total	9,119,399.41	Total Taxes Levied - ABSTRACT	8,347,803.43
Fire Protection	57,163.07	Prior Years Surplus Appropriated	420,000.00	Total Taxes Billed	8,347,803.43
Police Protection	588,144.50	REVENUES TOTAL	9,539,399.41	1989 TAXES COLLECTED	8,149,724.63
Civil Defense & Disaster Control	5,750.00	Reserve For Uncollected Taxes	295,308.00	1989 Taxes Cancelled, Abated or Adjusted	
Environmental Inspection & Control	36,359.00	CAPITAL OUTLAY	TOTAL	Transfer to Tax Title Liens or Foreclosed	
Other Public Safety			847,676.91	Balance Outstanding Dec. 31, 1989	198,078.80
PUBLIC WORKS		Public Enterprises		PRIOR YEARS TAXES OUTSTANDING	
Streets and Drainage	188,236.46	Recreation-Culture	16,742.50	Balance January 1, 1989	193,655.13
Sewers and Sewage Processing		Public Works	355,228.55	Collected in 1989	176,225.68
Garbage and Trash Disposal	404,000.00	Buildings and Grounds	475,705.80	Cancelled, Abated or Adjusted 1989	
Public Buildings and Grounds	20,306.00	Library and Education		Transfers to Tax Title Liens or Foreclosed	
Other Public Works	19,000.00	Conservation		Balance December 31, 1989	17,429.45
HEALTH and WELFARE		All Other		TAX TITLE LIENS OUTSTANDING	
Health Services Except Environmental	13,074.00	CAPITAL DEBT AUTHORIZED, DECEMBER 31, 1989		Balance January 1, 1989	4,207.02
Welfare-Public Assistance	1,458.00	ISSUED AND UNISSUED		Transfer From Taxes	
Hospital, Clinics, First Aid		Schaal	46,662	Redeemed in 1989	
Animal, Insect, & Rodent Control		Self-Liquidating	3,089,475	Cancelled, Abated or Adjusted (1989)	
Other Welfare Services		Other	3,089,475	Transfers to Foreclosed Property	
RECREATION and CONSERVATION		Total	3,136,137	Balance December 31, 1989	4,207.02
Beaches and Boardwalks		ISSUED AND OUTSTANDING		PROPERTY ACQUIRED BY DEED OR FORECLOSURE	
Parks, Playgrounds, Shade Trees	43,294.59	Schaal	46,662.28	Balance January 1, 1989	11,200.00
Land Reclamation & Conservation	200.00	Self-Liquidating		Transfers From Taxes or Liens	
Other Recreational Services	29,799.00	Other	2,010,975.00	Sale for Cash (1989)	
EDUCATION (excluding schools)		Total	2,057,637.28	Cancelled, Abated or Adjusted (1989)	
Libraries	40,700.00	EQUALIZED VALUATION BASIS		Balance December 31, 1989	11,200.00
Other Educational Services		FOR NET DEBT COMPUTATION		CURRENT FINANCES DECEMBER 31, 1989	
STATUTORY EXPENDITURES		REAL PROPERTY VALUATIONS		ASSETS	
Pensions & F.L.C. A.	190,800.00	Code Class # of Parcels % VAL'N	ASSESSED VALUATION	Cash Dec. 31, 1989	1,544,581.14
Employee Fringe Benefits	198,101.50	1 Vacant Land 109 2.24	6,956,000.00	Taxes Receivable	215,508.25
Other Statutory Expenditures		2 Residential 1897 92.25	286,847,200.00	Tax Title Liens	4,207.02
CETA And Other Public Employment Programs		3 Farm		Foreclosed Property	11,200.00
MUNICIPAL FUNCTIONS TOTAL	2,230,753.12	4a Commercial 64 5.51	17,145,300.00	Emergencies & Other Deferred Charges	16,650.00
CAPITAL IMPROVEMENTS * MEMO *	27,650.00	4b Industrial		State and Federal Aid Receivable	
DEBT SERVICE		4c Apartments		Other Receivables	130,518.82
Principal Payments	215,000.00	Total	2070	Total	1,922,665.23
Interest Payments	108,346.28	Land Area 1.55 Sq. Miles		LIABILITIES, RESERVES, AND SURPLUS	
DEFERRED CHARGES	0,600.00	Net Valuation Taxable-Municipal	311,380,561	Cash Liabilities	1,077,845.09
SCHOOL, COUNTY, SPECIAL DISTRICT TAXES	6,592,259.07	Net Valuation Taxable-County	470,796,221	Reserves for Receivables	361,434.09
RESERVE FOR UNCOLLECTED TAXES	295,308.00	State Equalized Valuation	498,507,505	Surplus Dec. 31, 1989	483,386.05
EXPENDITURES TOTAL	9,451,266.47	State Equalization Ratio	62.43	Total	1,922,665.23

0217
 Population 1980 32,227
 Population 1990 30,543
 S & P Rating
 Moody Rating A1

General Tax Rate Per \$100. 1.67
 State Equalized Tax Rate 1.57

FAIR LAWN BOROUGH - BERGEN COUNTY

Form of Government:

Council-Manager Plan E (OMCL 50)

Number of Members on Governing Body - 5

PER CAPITA: PER CENT:
 Gross Debt 575.74 Gross Debt .76
 Net Debt 461.75 Net Debt .61
 Debt Service 40.34 Tax Levy Collected 98.51
 Total Tax Levy 1,306.05 Tax Levy Cancelled, Abated
 Municipal Expenditures 589.83 or Adjusted .16

EXPENDITURES		REVENUES-REALIZED		1989 PROPERTY TAX	
GENERAL GOVERNMENT		REVENUES-REALIZED		STATE EQUALIZED TAX RATE → .94	
Governing Body & Public Boards		1989 Property Taxes Collected	39,433,257.10	Local District School Taxes	23,875,169.50
Municipal Clerk		1989 Payments in Lieu of Taxes		Regional & Consolidated School Tax	
Financial Administration	221,700.00	Delinquent Tax & Lien Collections	292,362.62	School Taxes in Municipal Budget	
Assessment of Taxes	123,930.00	Business Personalty Replacement Taxes	753,666.52	County Taxes	5,804,355.45
Collection of Taxes	122,000.00	Taxes from Public Utilities	3,167,877.00	County Library Taxes	
Planning, Housing & Development	51,300.00	Other Miscellaneous Tax Revenues		Local Municipal Purpose Taxes	10,151,047.64
Human Resources	113,674.00	State Aid Revenues	507,378.36	Veteran & Senior Citizen Taxes	472,450.00
Elections		Federal Aid Revenues		Total Taxes for Rate Computation	40,303,022.59
General Administration (other)	1,699,947.80	State and Local Fiscal Assistance Act Utilized		Special District Taxes	
JUDICIARY		Sale of Acquired Property		Bank Corp. Taxes	
Municipal Courts	205,700.00	Other Miscellaneous Revenues	1,443,615.54	Added and Omitted Taxes	66,709.62
PUBLIC SAFETY		Total	45,608,657.14	Total Taxes Levied - ABSTRACT	39,897,282.21
Fire Protection	265,358.93	Prior Years Surplus Appropriated	1,700,000.00	Total Taxes Billed	40,031,126.43
Police Protection	2,765,235.29	REVENUES TOTAL	47,308,657.14	1989 TAXES COLLECTED	39,433,257.10
Civil Defense & Disaster Control	23,500.00	Reserve For Uncollected Taxes	1,830,307.01	1989 Taxes Cancelled, Abated or Adjusted	65,713.82
Environmental Inspection & Control	271,300.00	CAPITAL OUTLAY TOTAL	1,635,983.32	Transfer to Tax Title Liens or Foreclosed	668.00
Other Public Safety		Public Enterprises	36,160.51	Balance Outstanding Dec. 31, 1989	531,487.51
PUBLIC WORKS		Recreation-Culture	135,959.00	PRIOR YEARS TAXES OUTSTANDING	
Streets and Drainage	599,148.50	Public Works	1,107,694.29	Balance January 1, 1989	337,776.02
Sewers and Sewage Processing	1,383,300.00	Buildings and Grounds	356,170.00	Collected in 1989	292,362.62
Garbage and Trash Disposal	1,680,000.00	Library and Education		Cancelled, Abated or Adjusted 1989	45,413.40
Public Buildings and Grounds	345,600.00	Conservation		Transfers to Tax Title Liens or Foreclosed	
Other Public Works	1,156.49	All Other		Balance December 31, 1989	
HEALTH and WELFARE		CAPITAL DEBT AUTHORIZED, DECEMBER 31, 1989		TAX TITLE LIENS OUTSTANDING	
Health Services Except Environmental	342,708.00	ISSUED AND UNISSUED	GROSS DEBT	NET DEBT	
Welfare-Public Assistance	173,430.00	School	487,000		
Hospital, Clinics, First Aid		Self-Liquidating	4,326,515	1,331,271	
Animal, Insect, & Rodent Control		Other	12,774,273	12,774,273	
Other Welfare Services		Total	17,587,798	14,105,544	
RECREATION and CONSERVATION		ISSUED AND OUTSTANDING			
Beaches and Boardwalks	70,000.00	School	487,000.00		
Parks, Playgrounds, Shade Trees	536,700.00	Self-Liquidating	3,840,000.00		
Land Reclamation & Conservation	525,700.00	Other	3,815,000.00		
Other Recreational Services	473,100.00	Total	13,142,000.00		
EDUCATION (excluding schools)		EQUALIZED VALUATION BASIS			
Libraries	1,003,800.00	FOR NET DEBT COMPUTATION	2,307,168,396		
Other Educational Services	6,500.00	REAL PROPERTY VALUATIONS			
STATUTORY EXPENDITURES		Code Class # of Parcels % VAL'N	ASSESSED VALUATION		
Pensions & F. I. C. A.	1,037,258.00	1 Vacant Land 186 .55	13,155,600.00		
Employee Fringe Benefits	711,000.00	2 Residential 10149 81.57	1,939,345,600.00		
Other Statutory Expenditures		3 Farm 1	18,300.00		
CETA And Other Public Employment Programs		4a Commercial 313 8.23	195,565,800.00		
MUNICIPAL FUNCTIONS TOTAL	14,869,157.01	4b Industrial 65 8.11	192,757,100.00		
CAPITAL IMPROVEMENTS *MEMO*	69,125.00	4c Apartments 16 1.55	36,754,500.00		
DEBT SERVICE		Total 10730	2,377,596,900.00		
Principal Payments	640,000.00	Land Area 5.30 Sq. Miles			
Interest Payments	592,350.00	Net Valuation Taxable-Municipal	2,393,078,851		
DEFERRED CHARGES	84,876.65	Net Valuation Taxable-County	2,450,302,723		
SCHOOL, COUNTY, SPECIAL DISTRICT TAXES	29,677,524.95	State Equalized Valuation	2,536,577,424		
RESERVE FOR UNCOLLECTED TAXES	1,830,807.01	State Equalization Ratio	94.31		
EXPENDITURES TOTAL	47,696,715.62				
				CURRENT FINANCES DECEMBER 31, 1989	
				ASSETS	
				Cash Dec. 31, 1989	4,431,900.23
				Taxes Receivable	531,487.51
				Tax Title Liens	15,943.59
				Foreclosed Property	85,910.00
				Emergencies & Other Deferred Charges	650,000.00
				State and Federal Aid Receivable	8,125.36
				Other Receivables	114,233.19
				Total	5,837,599.88
				LIABILITIES, RESERVES, AND SURPLUS	
				Cash Liabilities	1,486,221.47
				Reserves for Receivables	747,574.29
				Surplus Dec. 31, 1989	3,603,804.12
				Total	5,837,599.88

Population 1980 5,693
 Population 1990 5,697
 S & P Rating
 Moody Rating AA

General Tax Rate Per \$100. 2.37
 State Equalized Tax Rate 2.54

FAIRFIELD TOWNSHIP - CUMBERLAND CO.

Form of Government:

Township Committee

Number of Members on Governing Body - 3

PER CAPITA:

Gross Debt 277.03
 Net Debt 21.58
 Debt Service 1.55
 Total Tax Levy 394.68
 Municipal Expenditures 356.10

PER CENT:

Gross Debt 2.03
 Net Debt .16
 Tax Levy Collected 77.01
 Tax Levy Cancelled, Aboted or Adjusted .80

EXPENDITURES		REVENUES-REALIZED		1989 PROPERTY TAX		
GENERAL GOVERNMENT		REVENUES-REALIZED		STATE EQUALIZED TAX RATE		
Governing Body & Public Boards		1989 Property Taxes Collected	1,735,391.47	Local District School Taxes	.83	
Municipal Clerk		1989 Payments in Lieu of Taxes		Regional & Consolidated School Tax	.39	
Financial Administration	40,750.00	Delinquent Tax & Lien Collections	320,144.49	School Taxes in Municipal Budget		
Assessment of Taxes	16,500.00	Business Personalty Replacement Taxes	20,645.12	County Taxes	1.05 *	
Collection of Taxes	19,300.00	Taxes from Public Utilities	220,136.00	County Library Taxes		
Planning, Housing & Development	487,907.00	Other Miscellaneous Tax Revenues		Local Municipal Purpose Taxes	.26	
Human Resources		State Aid Revenues	775,646.10	Veteron & Senior Citizen Taxes		
Elections	2,363.42	Federal Aid Revenues		Total Taxes for Rate Computation	2.53	
General Administration (other)	263,399.12	State and Local Fiscal Assistance Act Utilized	109.39	Special District Taxes		
JUDICIARY		Sole of Acquired Property		Bank Corp. Taxes		
Municipal Courts	52,000.00	Other Miscellaneous Revenues		Added and Omitted Taxes	20,327.40	
PUBLIC SAFETY		Total	3,339,042.85	Total Taxes Levied - ABSTRACT	2,249,269.22	
Fire Protection	43,396.50	Prior Years Surplus Appropriated	214,000.00	Total Taxes Billed	2,253,528.04	
Police Protection	114,000.00	REVENUES TOTAL	3,553,042.85	1989 TAXES COLLECTED	1,735,391.47	
Civil Defense & Disoster Control	1,100.00	Reserve For Uncollected Taxes	412,048.61	1989 Taxes Cancelled, Aboted or Adjusted	17,944.00	
Environmental Inspection & Control	17,150.00	CAPITAL OUTLAY TOTAL	90,493.00	Transfer to Tax Title Liens or Foreclosed		
Other Public Safety		Public Enterprises		Balance Outstanding Dec. 31, 1989	500,191.67	
PUBLIC WORKS		Recreation-Culture		PRIOR YEARS TAXES OUTSTANDING		
Streets and Drainoge	51,000.97	Public Works	90,493.00	Balance January 1, 1989	372,733.20	
Sewers and Sewage Processing	23,990.38	Buildings and Grounds		Collected in 1989	320,144.49	
Gorbage and Trsh Disposal	131,000.00	Library and Education		Cancelled, Aboted or Adjusted 1989		
Public Buildings and Grounds	17,000.00	Conservation		Transfers to Tax Title Liens or Foreclosed		
Other Public Works	6,050.00	All Other		Balance December 31, 1989	52,588.71	
HEALTH and WELFARE		CAPITAL DEBT AUTHORIZED, DECEMBER 31, 1989		TAX TITLE LIENS OUTSTANDING		
Health Services Except Environmental		ISSUED AND UNISSUED	GROSS DEBT	NET DEBT		
Welfare-Public Assistance	21,800.00	School	1,455,814			
Hospital, Clinics, First Aid		Self-Liquidating				
Animal, Insect, & Rodent Control	3,000.00	Other	123,000	123,000		
Other Welfare Services		Total	1,578,814	123,000		
RECREATION and CONSERVATION		ISSUED AND OUTSTANDING		PROPERTY ACQUIRED BY DEED OR FORECLOSURE		
Beaches and Boardwalks		Schaol		1,405,814.99		
Parks, Playgrounds, Shade Trees	1,800.00	Self-Liquidating				
Land Reclamation & Conservation	200.00	Other				
Other Recreational Services	19,673.80	Total		1,405,814.99		
EDUCATION (excluding schools)		EQUALIZED VALUATION BASIS FOR NET DEBT COMPUTATION		CURRENT FINANCES DECEMBER 31, 1989		
Libraries		REAL PROPERTY VALUATIONS		ASSETS		
Other Educational Services		Code	Class	# of Parcels	% VAL'N	ASSESSED VALUATION
STATUTORY EXPENDITURES		1	Vocant Land	893	8.27	7,689,500.00
Pensions & F. L. C. A.	32,000.00	2	Residential	1427	75.76	70,425,000.00
Employee Fringe Benefits	26,100.00	3	Form	237	7.31	6,802,200.00
Other Statutory Expenditures	3,000.00	4a	Commercial	57	8.65	8,045,500.00
CETA And Other Public Employment Programs		4b	Industrial			
MUNICIPAL FUNCTIONS TOTAL	1,415,601.69	4c	Apartments			
CAPITAL IMPROVEMENTS * MEMO *		Total	2614			92,962,200.00
DEBT SERVICE		Land Area 43.40 Sq. Miles		Net Valuation Taxable-Municipal		94,227,875
Principal Payments				Net Valuation Taxable-County		80,617,003
Interest Payments	8,818.00			State Equalized Valuation		87,854,907
DEFERRED CHARGES				State Equalization Ratio		107.36
	192,950.75					
SCHOOL, COUNTY, SPECIAL DISTRICT TAXES						
	1,998,472.47					
RESERVE FOR UNCOLLECTED TAXES						
	412,048.61					
EXPENDITURES TOTAL						
	4,027,891.52					

*Includes County Health Service Taxes, County Vocational School Taxes, or County Open Spoce Tax. See Table 13.

Population 1980 7,987
 Population 1990 7,615
 S & P Rating
 Moody Rating

General Tax Rate Per \$100. 1.37
 State Equalized Tax Rate 1.47

FAIRFIELD TOWNSHIP - ESSEX COUNTY

Form of Government:

Small Municipality Plan C (OMCL 50)

Number of Members on Governing Body - 5

PER CAPITA: PER CENT:
 Gross Debt 969.82 Gross Debt .57
 Net Debt 730.98 Net Debt .43
 Debt Service 133.15 Tax Levy Collected 95.64
 Total Tax Levy 2,952.59 Tax Levy Cancelled, Abated
 Municipal Expenditures 1,039.45 or Adjusted 1.16

EXPENDITURES		REVENUES-REALIZED		1989 PROPERTY TAX	
GENERAL GOVERNMENT		REVENUES-REALIZED		STATE EQUALIZED TAX RATE	
Governing Body & Public Boards		1989 Property Taxes Collected	21,616,105.51	Local District School Taxes	.32 4,967,906.00
Municipal Clerk		1989 Payments in Lieu of Taxes		Regional & Consolidated School Tax	.33 5,105,093.25
Financial Administration	120,430.00	Delinquent Tax & Lien Collections	523,874.36	School Taxes in Municipal Budget	
Assessment of Taxes	55,519.00	Business Personalty Replacement Taxes	507,952.00	County Taxes	.59 8,997,406.21
Collection of Taxes	73,677.00	Taxes from Public Utilities	833,259.00	County Library Taxes	
Planning, Housing & Development	69,853.00	Other Miscellaneous Tax Revenues		Local Municipal Purpose Taxes	.22 3,322,092.86
Human Resources	71,204.87	State Aid Revenues	157,203.76	Veteran & Senior Citizen Taxes	65,150.00
Elections	3,300.00	Federal Aid Revenues		Total Taxes for Rate Computation	1.46 22,457,648.32
General Administration (other)	1,068,022.00	State and Local Fiscal Assistance Act Utilized		Special District Taxes	
JUDICIARY		Sale of Acquired Property		Bank Corp. Taxes	
Municipal Courts	82,502.00	Other Miscellaneous Revenues	1,297,331.72	Added and Omitted Taxes	91,484.85
PUBLIC SAFETY		Total	24,940,626.35	Total Taxes Levied - ABSTRACT	22,483,983.17
Fire Protection	220,737.41	Prior Years Surplus Appropriated	1,140,000.00	Total Taxes Billed	22,602,057.60
Police Protection	1,508,359.46	REVENUES TOTAL	26,080,626.35	1989 TAXES COLLECTED	21,616,105.51
Civil Defense & Disaster Control	7,100.00	Reserve For Uncollected Taxes	677,672.97	1989 Taxes Cancelled, Abated or Adjusted	261,854.41
Environmental Inspection & Control	23,640.00	CAPITAL OUTLAY TOTAL	346,345.10	Transfer to Tax Title Liens or Foreclosed	23,811.97
Other Public Safety				Balance Outstanding Dec. 31, 1989	700,285.71
PUBLIC WORKS				PRIOR YEARS TAXES OUTSTANDING	
Streets and Drainage	555,151.00	Public Enterprises	105,839.32	Balance January 1, 1989	531,272.08
Sewers and Sewage Processing	145,000.00	Recreation-Culture	23,690.45	Collected in 1989	523,374.36
Garbage and Trash Disposal	669,800.00	Public Works	123,388.43	Cancelled, Abated or Adjusted 1989	13.66
Public Buildings and Grounds	55,215.00	Buildings and Grounds	93,426.90	Transfers to Tax Title Liens or Foreclosed	3,506.25
Other Public Works		Library and Education		Balance December 31, 1989	3,577.81
HEALTH and WELFARE		Conservation		TAX TITLE LIENS OUTSTANDING	
Health Services Except Environmental	129,012.66	All Other		Balance January 1, 1989	43,038.70
Welfare-Public Assistance	12,022.00			Transfer From Taxes	27,618.22
Hospital, Clinics, First Aid				Redeemed in 1989	
Animal, Insect, & Radent Control	419.38	CAPITAL DEBT AUTHORIZED, DECEMBER 31, 1989		Cancelled, Abated or Adjusted (1989)	
Other Welfare Services	200.00	ISSUED AND UNISSUED	GROSS DEBT	Transfers to Foreclosed Property	
RECREATION and CONSERVATION		School	741,240	Balance December 31, 1989	75,056.92
Beaches and Boardwalks		Self-Liquidating	1,203,945	PROPERTY ACQUIRED BY DEED OR FORECLOSURE	
Parks, Playgrounds, Shade Trees	242,713.00	Other	5,440,021	Balance January 1, 1989	585,538.00
Land Reclamation & Conservation	2,250.00	Total	7,385,206	Transfers From Taxes or Liens	
Other Recreational Services		ISSUED AND OUTSTANDING		Sale for Cash (1989)	
EDUCATION (excluding schools)		School		Cancelled, Abated or Adjusted (1989)	
Libraries	223,872.80	Self-Liquidating	705,000.00	Balance December 31, 1989	585,538.00
Other Educational Services		Other	4,454,000.00	CURRENT FINANCES DECEMBER 31, 1989	
STATUTORY EXPENDITURES		Total	5,159,000.00	ASSETS	
Pensions & F. L. C. A.	416,944.35	EQUALIZED VALUATION BASIS FOR NET DEBT COMPUTATION	1,296,840,755	Cash Dec. 31, 1989	920,335.78
Employee Fringe Benefits	304,223.12	REAL PROPERTY VALUATIONS		Taxes Receivable	703,363.52
Other Statutory Expenditures	12,000.00	Code Class # of Parcels % VAL'N ASSESSED VALUATION		Tax Title Liens	75,656.92
CETA And Other Public Employment Programs		1 Vacant Land 332 3.91 63,650,500.00		Foreclosed Property	585,538.00
MUNICIPAL FUNCTIONS TOTAL	6,138,303.05	2 Residential 2269 33.20 541,524,500.00		Emergencies & Other Deferred Charges	282,000.00
CAPITAL IMPROVEMENTS * MEMO*	40,000.00	3 Farm 18 .09 1,463,900.00		State and Federal Aid Receivable	4,348.89
DEBT SERVICE		4a Commercial 385 26.24 427,174,900.00		Other Receivables	387,622.00
Principal Payments	559,000.00	4b Industrial 275 36.49 594,102,200.00		Total	2,960,065.11
Interest Payments	459,904.96	4c Apartments		LIABILITIES, RESERVES, AND SURPLUS	
		Total 3278 1,527,916,000.00		Cash Liabilities	778,051.96
DEFERRED CHARGES		Land Area 10.58 Sq. Miles		Reserves for Receivables	1,752,630.44
SCHOOL, COUNTY, SPECIAL DISTRICT TAXES	19,070,405.46	Net Valuation Taxable-Municipal	1,543,107,500	Surplus Dec. 31, 1989	429,332.71
RESERVE FOR UNCOLLECTED TAXES	677,672.87	Net Valuation Taxable-County	1,404,017,436	Total	2,960,065.11
EXPENDITURES TOTAL	26,985,826.96	State Equalized Valuation	1,533,203,436		
		State Equalization Ratio	107.24		

0218

Population 1980 10,519
 Population 1990 10,733
 S & P Rating
 Moody Rating A

General Tax Rate Per \$100. 1.93
 State Equalized Tax Rate 1.65

FAIRVIEW BOROUGH - BERGEN COUNTY

Form of Government:

Borough Council

Number of Members on Governing Body - 6

PER CAPITA:
 Gross Debt 141.07
 Net Debt 137.07
 Debt Service 30.93
 Total Tax Levy 985.29
 Municipal Expenditures 560.49

PER CENT:
 Gross Debt .27
 Net Debt .26
 Tax Levy Collected 92.41
 Tax Levy Cancelled, Abated or Adjusted 1.81

EXPENDITURES		REVENUES-REALIZED		1989 PROPERTY TAX	
GENERAL GOVERNMENT		1989 Property Taxes Collected		STATE EQUALIZED TAX RATE →	
Governing Body & Public Boards			9,808,899.18	Local District School Taxes	2.79
Municipal Clerk				Regional & Consolidated School Tax	
Financial Administration	43,154.17			School Taxes in Municipal Budget	
Assessment of Taxes	27,245.21			County Taxes	.23
Collection of Taxes	121,531.56			County Library Taxes	
Planning, Housing & Development	27,627.40			Local Municipal Purpose Taxes	.63
Human Resources	67,091.00			Veteran & Senior Citizen Taxes	
Elections				Total Taxes for Rate Computation	1.65
General Administration (other)	744,307.47			Special District Taxes	
JUDICIARY				Bank Corp. Taxes	
Municipal Courts	43,516.41			Added and Omitted Taxes	
PUBLIC SAFETY				Total Taxes Levied - ABSTRACT	54,926.73
Fire Protection	145,908.35			Total Taxes Billed	10,575,094.41
Police Protection	1,182,638.25			Total Taxes Collected	9,808,899.18
Civil Defense & Disaster Control	62,052.00			1989 Taxes Cancelled, Abated or Adjusted	192,006.48
Environmental Inspection & Control	53,834.29			Transfer to Tax Title Liens or Foreclosed	1,354.86
Other Public Safety				Balance Outstanding Dec. 31, 1989	611,909.84
PUBLIC WORKS				PRIOR YEARS TAXES OUTSTANDING	
Streets and Drainage	361,618.12			Balance January 1, 1989	646,516.09
Sewers and Sewage Processing	580,387.20			Collected in 1989	642,313.80
Garbage and Trash Disposal	633,652.90			Cancelled, Abated or Adjusted 1989	2,142.63
Public Buildings and Grounds	82,203.06			Transfers to Tax Title Liens or Foreclosed	
Other Public Works	16,500.00			Balance December 31, 1989	2,059.66
HEALTH and WELFARE				TAX TITLE LIENS OUTSTANDING	
Health Services Except Environmental	67,407.16			Balance January 1, 1989	1,631.29
Welfare-Public Assistance	33,600.02			Transfer From Taxes	1,354.86
Hospital, Clinics, First Aid				Redeemed in 1989	
Animal, Insect, & Rodent Control				Cancelled, Abated or Adjusted (1989)	
Other Welfare Services				Transfers to Foreclosed Property	
RECREATION and CONSERVATION				Balance December 31, 1989	2,986.15
Beaches and Boardwalks				PROPERTY ACQUIRED BY DEED OR FORECLOSURE	
Parks, Playgrounds, Shade Trees	36,280.00			Balance January 1, 1989	250.00
Land Reclamation & Conservation	6,655.00			Transfers From Taxes or Liens	
Other Recreational Services	24,495.00			Sale for Cash (1989)	
EDUCATION (excluding schools)				Cancelled, Abated or Adjusted (1989)	
Libraries	101,608.00			Balance December 31, 1989	250.00
Other Educational Services				CURRENT FINANCES DECEMBER 31, 1989	
STATUTORY EXPENDITURES				ASSETS	
Pensions & F. I. C. A.	339,915.23			Cash Dec. 31, 1989	690,075.09
Employee Fringe Benefits	245,084.56			Taxes Receivable	613,969.50
Other Statutory Expenditures	5,000.00			Tax Title Liens	2,986.15
CETA And Other Public Employment Programs				Foreclosed Property	250.00
MUNICIPAL FUNCTIONS				Emergencies & Other Deferred Charges	131,239.65
CAPITAL IMPROVEMENTS				State and Federal Aid Receivable	
DEBT SERVICE				Other Receivables	7,726.68
Principal Payments	231,345.00			Total	1,446,247.07
Interest Payments	100,575.48			LIABILITIES, RESERVES, AND SURPLUS	
DEFERRED CHARGES				Cash Liabilities	367,924.24
SCHOOL, COUNTY, SPECIAL DISTRICT TAXES	27,256.35			Reserves for Receivables	624,932.33
RESERVE FOR UNCOLLECTED TAXES	6,473,679.42			Surplus Dec. 31, 1989	453,390.50
EXPENDITURES				Total	1,446,247.07
TOTAL	12,494,439.94				
		REVENUES	TOTAL		
		11,919,177.20	12,196,177.20		
		Prior Years Surplus Appropriated	277,000.00		
		REVENUES	TOTAL		
		583,294.83	289,975.03		
		Reserve For Uncollected Taxes			
		CAPITAL OUTLAY	TOTAL		
		518,842.82	11,919,177.20		
		Public Enterprises			
		Recreation—Culture			
		Public Works	184,939.50		
		Buildings and Grounds	105,035.47		
		Library and Education			
		Conservation			
		All Other			
		CAPITAL DEBT AUTHORIZED, DECEMBER 31, 1989			
		ISSUED AND UNISSUED	GROSS DEBT	NET DEBT	
		School	43,000		
		Self-Liquidating			
		Other	1,471,120	1,471,120	
		Total	1,514,120	1,471,120	
		ISSUED AND OUTSTANDING			
		School		43,000.00	
		Self-Liquidating			
		Other		1,458,990.00	
		Total		1,501,990.00	
		EQUALIZED VALUATION BASIS FOR NET DEBT COMPUTATION		567,809,925	
		REAL PROPERTY VALUATIONS			
		Code Class # of Parcels % VAL'N		ASSESSED VALUATION	
		1 Vacant Land 35 2.93		16,023,600.00	
		2 Residential 1980 59.75		326,511,400.00	
		3 Farm			
		4a Commercial 216 18.49		101,067,500.00	
		4b Industrial 129 10.09		55,158,200.00	
		4c Apartments 105 8.73		47,727,000.00	
		Total 2515		546,487,700.00	
		Land Area .90 Sq. Miles			
		Net Valuation Taxable-Municipal		547,111,069	
		Net Valuation Taxable-County		613,069,701	
		State Equalized Valuation		638,894,451	
		State Equalization Ratio		85.62	

2005
 Population 1980 7,767
 Population 1990 7,115
 S & P Rating
 Moody Rating A1

General Tax Rate Per \$100. 4.45
 State Equalized Tax Rate 2.09

FANWOOD BOROUGH - UNION COUNTY
 Form of Government:
 Borough Council
 Number of Members on Governing Body - 6

PER CAPITA: PER CENT:
 Gross Debt 499.51 Gross Debt .51
 Net Debt 499.51 Net Debt .31
 Debt Service 67.30 Tax Levy Collected 98.20
 Total Tax Levy 1,390.73 Tax Levy Cancelled, Abated or Adjusted .03
 Municipal Expenditures 548.49

EXPENDITURES		REVENUES-REALIZED			1989 PROPERTY TAX	
GENERAL GOVERNMENT		REVENUES-REALIZED			STATE EQUALIZED TAX RATE	
Governing Body & Public Boards		1989 Property Taxes Collected		Local District School Taxes		
Municipal Clerk		1989 Payments in Lieu of Taxes		Regional & Consolidated School Tax	1.21	5,732,891.80
Financial Administration	34,475.00	Delinquent Tax & Lien Collections	143,734.94	School Taxes in Municipal Budget		
Assessment of Taxes	14,550.00	Business Personalty Replacement Taxes	40,123.32	County Taxes	.39	1,821,747.70
Collection of Taxes	23,952.60	Taxes from Public Utilities	665,981.00	County Library Taxes		
Planning, Housing & Development	54,510.00	Other Miscellaneous Tax Revenues		Local Municipal Purpose Taxes	.49	2,338,335.76
Human Resources	41,101.37	State Aid Revenues	76,734.52	Veteran & Senior Citizen Taxes		51,200.00
Elections		Federal Aid Revenues		Total Taxes far Rate Computation	2.03	9,944,665.26
General Administration (other)	337,770.00	State and Local Fiscal Assistance Act Utilized		Special District Taxes		
JUDICIARY		Sale of Acquired Property		Bank Corp. Taxes		
Municipal Courts	65,625.00	Other Miscellaneous Revenues	322,101.63	Added and Omitted Taxes		1,605.36
PUBLIC SAFETY		Total	11,040,343.72	Total Taxes Levied - ABSTRACT		9,895,071.62
Fire Protection	107,679.88	Prior Years Surplus Appropriated	355,000.00	Total Taxes Billed		9,895,071.62
Police Protection	937,796.00	REVENUES TOTAL	11,405,343.72	1989 TAXES COLLECTED		9,710,563.31
Civil Defense & Disaster Control		Reserve For Uncollected Taxes	248,000.00	1989 Taxes Cancelled, Abated or Adjusted		3,182.86
Environmental Inspection & Control	43,915.00	CAPITAL OUTLAY TOTAL	409,035.30	Transfer to Tax Title Liens or Foreclosed		4,139.52
Other Public Safety		Public Enterprises		Balance Outstanding Dec. 31, 1989		171,185.93
PUBLIC WORKS		Recreation-Culture		PRIOR YEARS TAXES OUTSTANDING		
Streets and Drainage	382,249.30	Public Works	383,769.16	Balance January 1, 1989		154,173.19
Sewers and Sewage Processing	310,500.00	Buildings and Grounds	22,956.14	Collected in 1989		148,734.94
Gorbage and Trash Disposal		Library and Education	2,310.00	Cancelled, Abated or Adjusted 1989		2,015.93
Public Buildings and Grounds		Conservation		Transfers to Tax Title Liens or Foreclosed		3,242.17
Other Public Works		All Other		Balance December 31, 1989		130.14
HEALTH and WELFARE		CAPITAL DEBT AUTHORIZED, DECEMBER 31, 1989		TAX TITLE LIENS OUTSTANDING		
Health Services Except Environmental	27,632.25	ISSUED AND UNISSUED		Balance January 1, 1989		2,908.94
Welfare-Public Assistance	2,260.00	School		Transfer From Taxes		7,992.97
Hospital, Clinics, First Aid		Self-Liquidating		Redeemed in 1989		
Animal, Insect, & Rodent Control	1.00	Other	3,553,997	Cancelled, Abated or Adjusted (1989)		
Other Welfare Services		Total	3,553,997	Transfers to Foreclosed Property		
RECREATION and CONSERVATION		ISSUED AND OUTSTANDING		Balance December 31, 1989		10,901.91
Beaches and Boardwalks		School		PROPERTY ACQUIRED BY DEED OR FORECLOSURE		
Parks, Playgrounds, Shade Trees	91,135.00	Self-Liquidating		Balance January 1, 1989		12,279.00
Land Reclamation & Conservation	2,355.00	Other	3,450,000.00	Transfers From Taxes or Liens		
Other Recreational Services	3,255.00	Total	3,450,000.00	Sale for Cash (1989)		
EDUCATION (excluding schools)		EQUALIZED VALUATION BASIS FOR NET DEBT COMPUTATION		Cancelled, Abated or Adjusted (1989)		
Libraries	167,545.00	REAL PROPERTY VALUATIONS		Balance December 31, 1989		12,279.00
Other Educational Services		Code Class # of Parcels % VAL'N		CURRENT FINANCES DECEMBER 31, 1989		
STATUTORY EXPENDITURES		1 Vacant Land 59 .98		ASSETS		
Pensions & F. L. C. A.	259,783.00	2 Residential 2431 91.65		Cash Dec. 31, 1989		1,252,900.16
Employee Fringe Benefits	285,000.00	3 Farm		Taxes Receivable		171,316.07
Other Statutory Expenditures	1.00	4a Commercial 74 6.05		Tax Title Liens		10,901.91
CETA And Other Public Employment Programs		4b Industrial 19 1.43		Foreclosed Property		12,279.00
MUNICIPAL FUNCTIONS TOTAL	3,197,276.90	4c Apartments		Emergencies & Other Deferred Charges		28,000.00
CAPITAL IMPROVEMENTS * MEMO *	23,000.00	Total 2583		State and Federal Aid Receivable		
DEBT SERVICE		Total		Other Receivables		17,181.22
Principal Payments	230,000.00	Land Area 1.29 Sq. Miles		Total		1,492,578.36
Interest Payments	220,410.91	Net Valuation Taxable-Municipal	222,268,000	LIABILITIES, RESERVES, AND SURPLUS		
DEFERRED CHARGES	4,800.00	Net Valuation Taxable-County	454,295,017	Cash Liabilities		718,378.79
SCHOOL, COUNTY, SPECIAL DISTRICT TAXES	7,554,629.50	State Equalized Valuation	473,411,300	Reserves for Receivables		211,678.20
RESERVE FOR UNCOLLECTED TAXES	248,000.00	State Equalization Ratio	46.90	Surplus Dec. 31, 1989		562,521.37
EXPENDITURES TOTAL	11,457,117.31			Total		1,492,578.36

Population 1980 677
 Population 1990 657
 S & P Rating
 Moody Rating

General Tax Rate Per \$100. 1.29
 State Equalized Tax Rate 1.03

FAR HILLS BORO. - SOMERSET CO.

Form of Government:

Borough Council

Number of Members on Governing Body - 6

PER CAPITA:

Gross Debt
 Net Debt
 Debt Service
 Total Tax Levy
 Municipal Expenditures

2,304.66
 1,012.48

PER CENT:

Gross Debt
 Net Debt
 Tax Levy Collected 95.09
 Tax Levy Cancelled, Abated
 or Adjusted 1.05

EXPENDITURES		REVENUES-REALIZED			1989 PROPERTY TAX	
GENERAL GOVERNMENT					STATE EQUALIZED TAX RATE	
Governing Body & Public Boards	422.00	1989 Property Taxes Collected			Local District School Taxes	441,428.00
Municipal Clerk		1989 Payments in Lieu of Taxes			Regional & Consolidated School Tax	
Financial Administration	13,475.00	Delinquent Tax & Lien Collections			School Taxes in Municipal Budget	
Assessment of Taxes	5,100.00	Business Personalty Replacement Taxes			County Taxes	549,249.23
Collection of Taxes	6,200.00	Taxes from Public Utilities			County Library Taxes	
Planning, Housing & Development	19,400.00	Other Miscellaneous Tax Revenues			Local Municipal Purpose Taxes	511,935.21
Human Resources		State Aid Revenues			Veteran & Senior Citizen Taxes	3,500.00
Elections		Federal Aid Revenues			Total Taxes for Rate Computation	1,506,112.44
General Administration (other)	101,153.00	State and Local Fiscal Assistance Act Utilized			Special District Taxes	
JUDICIARY		Sale of Acquired Property			Bank Corp. Taxes	
Municipal Courts	11,700.00	Other Miscellaneous Revenues			Added and Omitted Taxes	11,545.95
PUBLIC SAFETY		TOTAL			Total Taxes Levied - ABSTRACT	1,514,158.39
Fire Protection	32,837.82	Prior Years Surplus Appropriated			Total Taxes Billed	1,531,820.69
Police Protection	167,406.00	REVENUES			1989 TAXES COLLECTED	1,456,663.82
Civil Defense & Disaster Control		Reserve For Uncollected Taxes			1989 Taxes Cancelled, Abated or Adjusted	16,029.54
Environmental Inspection & Control	16,124.00				Transfer to Tax Title Liens or Foreclosed	
Other Public Safety		CAPITAL OUTLAY			Balance Outstanding Dec. 31, 1989	59,127.33
PUBLIC WORKS		TOTAL			PRIOR YEARS TAXES OUTSTANDING	
Streets and Drainage	50,700.00	Public Enterprises			Balance January 1, 1989	44,761.25
Sewers and Sewage Processing	45,500.00	Recreation-Culture			Collected in 1989	44,333.73
Garbage and Trash Disposal		Public Works			Cancelled, Abated or Adjusted 1989	427.52
Public Buildings and Grounds	25,750.00	Buildings and Grounds			Transfers to Tax Title Liens or Foreclosed	
Other Public Works		Library and Education			Balance December 31, 1989	
HEALTH and WELFARE		Conservation			TAX TITLE LIENS OUTSTANDING	
Health Services Except Environmental	4,238.00	All Other			Balance January 1, 1989	
Welfare-Public Assistance	1,075.00				Transfer From Taxes	
Hospital, Clinics, First Aid		CAPITAL DEBT AUTHORIZED, DECEMBER 31, 1989			Redeemed in 1989	
Animal, Insect, & Rodent Control		ISSUED AND UNISSUED			Cancelled, Abated or Adjusted (1989)	
Other Welfare Services	500.00	GROSS DEBT			Transfers to Foreclosed Property	
RECREATION and CONSERVATION		NET DEBT			Balance December 31, 1989	
Beaches and Boardwalks					PROPERTY ACQUIRED BY DEED OR	
Parks, Playgrounds, Shade Trees	3,132.00				FORECLOSURE	
Land Reclamation & Conservation	500.00				Balance January 1, 1989	
Other Recreational Services	200.00				Transfers From Taxes or Liens	
EDUCATION (excluding schools)		ISSUED AND OUTSTANDING			Sale for Cash (1989)	
Libraries	31,632.00	School			Cancelled, Abated or Adjusted (1989)	
Other Educational Services		Self-Liquidating			Balance December 31, 1989	
STATUTORY EXPENDITURES		Other			CURRENT FINANCES DECEMBER 31, 1989	
Pensions & F. L. C. A.	25,276.00	Total			ASSETS	
Employee Fringe Benefits		EQUALIZED VALUATION BASIS			Cash Dec. 31, 1989	472,113.73
Other Statutory Expenditures	1,400.00	FOR NET DEBT COMPUTATION			Taxes Receivable	59,127.33
CETA And Other Public Employment Programs		REAL PROPERTY VALUATIONS			Tax Title Liens	
MUNICIPAL FUNCTIONS		Code Class # of Parcels % VAL'N			Foreclosed Property	
CAPITAL IMPROVEMENTS *MEMO*	89,132.88	1 Vacant Land 24 6.75			Emergencies & Other Deferred Charges	36,400.00
DEBT SERVICE		2 Residential 194 75.31			State and Federal Aid Receivable	
Principal Payments		3 Farm 31 6.52			Other Receivables	9,972.29
Interest Payments		4a Commercial 24 11.42			Total	577,613.35
DEFERRED CHARGES		4b Industrial			LIABILITIES, RESERVES, AND SURPLUS	
SCHOOL, COUNTY, SPECIAL DISTRICT TAXES	18,400.00	4c Apartments			Cash Liabilities	158,809.56
RESERVE FOR UNCOLLECTED TAXES	990,677.23	Total 273			Reserves for Receivables	69,099.62
EXPENDITURES	1,655,874.91	Land Area 4.90 Sq. Miles			Surplus Dec. 31, 1989	349,704.17
		Net Valuation Taxable-Municipal			Total	577,613.35
		Net Valuation Taxable-County				
		State Equalized Valuation				
		State Equalization Ratio				

1314
 Population 1980 1,348
 Population 1990 1,462
 S & P Rating
 Moody Rating

General Tax Rate Per \$100. 4.15
 State Equalized Tax Rate 1.79

FARMINGDALE BORO. - MONMOUTH CO.
 Form of Government:
 Borough Council
 Number of Members on Governing Body - 6

PER CAPITA:
 Gross Debt 1,970.00 PER CENT:
 Net Debt 651.69 Gross Debt 4.91
 Debt Service Net Debt 1.62
 Total Tax Levy 943.99 Tax Levy Collected 93.15
 Municipal Expenditures 294.56 Tax Levy Cancelled, Abated or Adjusted .06

EXPENDITURES		REVENUES-REALIZED		1989 PROPERTY TAX		
GENERAL GOVERNMENT				STATE EQUALIZED TAX RATE		
Governing Body & Public Boards		1989 Property Taxes Collected	1,285,745.00	Local District School Taxes	.99 741,690.00	
Municipal Clerk		1989 Payments in Lieu of Taxes		Regional & Consolidated School Tax	.23 174,263.39	
Financial Administration	6,635.00	Delinquent Tax & Lien Collections	36,894.66	School Taxes in Municipal Budget		
Assessment of Taxes	7,560.00	Business Personalty Replacement Taxes	22,076.80	County Taxes	.39 * 289,358.70	
Collection of Taxes	5,770.00	Taxes from Public Utilities	59,842.00	County Library Taxes	.01 9,160.09	
Planning, Housing & Development	7,050.00	Other Miscellaneous Tax Revenues		Local Municipal Purpose Taxes	.16 123,064.08	
Human Resources		State Aid Revenues	8,057.92	Veteran & Senior Citizen Taxes	9,950.00	
Elections	350.00	Federal Aid Revenues		Total Taxes for Rate Computation	1.73 1,347,480.26	
General Administration (other)	81,876.53	State and Local Fiscal Assistance Act Utilized		Special District Taxes		
JUDICIARY		Sale of Acquired Property		Bank Corp. Taxes		
Municipal Courts		Other Miscellaneous Revenues	95,614.02	Added and Omitted Taxes	42,579.04	
PUBLIC SAFETY		Total	1,503,230.40	Total Taxes Levied - ABSTRACT	1,390,115.30	
Fire Protection	14,948.04	Prior Years Surplus Appropriated	155,000.00	Total Taxes Billed	1,380,284.02	
Police Protection	64,250.00	REVENUES TOTAL	1,663,230.40	1989 TAXES COLLECTED	1,285,745.00	
Civil Defense & Disaster Control	950.00	Reserve For Uncollected Taxes	95,648.59	1989 Taxes Cancelled, Abated or Adjusted	759.45	
Environmental Inspection & Control	16,675.00	CAPITAL OUTLAY TOTAL		Transfer to Tax Title Liens or Foreclosed	35,611.15	
Other Public Safety			45,828.00	Balance Outstanding Dec. 31, 1989	53,168.42	
PUBLIC WORKS				PRIOR YEARS TAXES OUTSTANDING		
Streets and Drainage	34,154.00	Public Enterprises	789.00	Balance January 1, 1989	59,595.55	
Sewers and Sewage Processing		Recreation-Culture		Collected in 1989	36,894.66	
Garbage and Trash Disposal	4,500.00	Public Works	3,133.00	Cancelled, Abated or Adjusted 1989	185.01	
Public Buildings and Grounds	17,200.00	Buildings and Grounds	41,907.00	Transfers to Tax Title Liens or Foreclosed	22,515.89	
Other Public Works		Library and Education		Balance December 31, 1989		
HEALTH and WELFARE		Conservation		TAX TITLE LIENS OUTSTANDING		
Health Services Except Environmental		All Other		Balance January 1, 1989		
Welfare-Public Assistance	2,200.00	CAPITAL DEBT AUTHORIZED, DECEMBER 31, 1989		Transfer From Taxes	67,607.94	
Hospital, Clinics, First Aid		ISSUED AND UNISSUED	GROSS DEBT	Redeemed in 1989		
Animal, Insect, & Rodent Control		School	772,434	Cancelled, Abated or Adjusted (1989)		
Other Welfare Services		Self-Liquidating	1,532,077	Transfers to Foreclosed Property		
RECREATION and CONSERVATION		Other	575,625	Balance December 31, 1989	57,507.94	
Beaches and Boardwalks		Total	2,880,136	PROPERTY ACQUIRED BY DEED OR FORECLOSURE		
Parks, Playgrounds, Shade Trees	500.00			Balance January 1, 1989	1,200.00	
Land Reclamation & Conservation	15,901.92	ISSUED AND OUTSTANDING		Transfers From Taxes or Liens		
Other Recreational Services	1,000.00	School	772,434.45	Sale for Cash (1989)		
EDUCATION (excluding schools)		Self-Liquidating	1,039,000.00	Cancelled, Abated or Adjusted (1989)		
Libraries		Other		Balance December 31, 1989	1,200.00	
Other Educational Services		Total	1,811,434.45	CURRENT FINANCES DECEMBER 31, 1989		
STATUTORY EXPENDITURES		EQUALIZED VALUATION BASIS		ASSETS		
Pensions & F. L. C. A.	13,157.05	FOR NET DEBT COMPUTATION		Cash Dec. 31, 1989	760,672.55	
Employee Fringe Benefits	13,232.28	REAL PROPERTY VALUATIONS		Taxes Receivable	53,168.42	
Other Statutory Expenditures	500.00	Code	Class	# of Parcels	% VAL'N	ASSESSED VALUATION
CETA And Other Public Employment Programs		1	Vacant Land	55	2.69	827,800.00
MUNICIPAL FUNCTIONS TOTAL		2	Residential	332	64.68	1,992,000.00
CAPITAL IMPROVEMENTS *MEMO*		3	Farm	2	.75	229,300.00
		4a	Commercial	33	15.06	4,632,000.00
		4b	Industrial	5	7.69	2,306,300.00
		4c	Apartments	2	9.12	2,304,800.00
		Total		429		30,752,200.00
DEBT SERVICE		Land Area .50 Sq. Miles				
Principal Payments		Net Valuation Taxable-Municipal		32,233,855		
Interest Payments		Net Valuation Taxable-County		67,925,543		
DEFERRED CHARGES		State Equalized Valuation		72,398,747		
SCHOOL, COUNTY, SPECIAL DISTRICT TAXES	21,475.05	State Equalization Ratio		43.06		
SCHOOL, COUNTY, SPECIAL DISTRICT TAXES	1,214,472.18			LIABILITIES, RESERVES, AND SURPLUS		
RESERVE FOR UNCOLLECTED TAXES	95,648.59			Cash Liabilities	527,040.52	
EXPENDITURES TOTAL	1,645,125.64			Reserves for Receivables	291,831.55	
				Surplus Dec. 31, 1989	261,147.73	
				Total	1,080,019.80	

Population 1980 597
 Population 1990 579
 S & P Rating
 Moody Rating

General Tax Rate Per \$100. 2.60
 State Equalized Tax Rate 2.21

FIELDSBORO BORO. - BURLINGTON CO.

Form of Government:

Borough Council

Number of Members on Governing Body - 6

PER CAPITA: Gross Debt 392.74 PER CENT: Gross Debt 1.20
 Net Debt 392.74 Net Debt 1.20
 Debt Service 19.66 Tax Levy Collected 85.98
 Total Tax Levy 862.84 Tax Levy Cancelled, Abated
 Municipal Expenditures 548.40 or Adjusted

EXPENDITURES		REVENUES-REALIZED			1989 PROPERTY TAX	
GENERAL GOVERNMENT					STATE EQUALIZED TAX RATE	
Governing Body & Public Boards		1989 Property Taxes Collected		429,568.09	Local District School Taxes	1.02 228,979.50
Municipal Clerk		1989 Payments in Lieu of Taxes			Regional & Consolidated School Tax	
Financial Administration	6,000.00	Delinquent Tax & Lien Collections		80,777.25	School Taxes in Municipal Budget	
Assessment of Taxes	4,500.00	Business Personalty Replacement Taxes		65,648.24	County Taxes	.56 126,239.87
Collection of Taxes	3,450.00	Taxes from Public Utilities		34,148.00	County Library Taxes	.03 7,231.75
Planning, Housing & Development	3,829.89	Other Miscellaneous Tax Revenues			Local Municipal Purpose Taxes	.60 133,840.00
Human Resources		State Aid Revenues		3,726.48	Veteran & Senior Citizen Taxes	5,000.00
Elections		Federal Aid Revenues			Total Taxes for Rate Computation	2.21 501,291.12
General Administration (other)	53,721.41	State and Local Fiscal Assistance Act Utilized			Special District Taxes	
JUDICIARY		Sole of Acquired Property			Bank Corp. Taxes	
Municipal Courts	6,993.33	Other Miscellaneous Revenues		29,571.83	Added and Omitted Taxes	3,293.69
PUBLIC SAFETY		Total		643,439.99	Total Taxes Levied - ABSTRACT	499,584.81
Fire Protection	4,450.00	Prior Years Surplus Appropriated		25,000.00	Total Taxes Billed	499,620.78
Police Protection	3,100.00	REVENUES TOTAL		668,439.89	1989 TAXES COLLECTED	429,568.09
Civil Defense & Disaster Control		Reserve For Uncollected Taxes		80,088.00	1989 Taxes Cancelled, Abated or Adjusted	
Environmental Inspection & Control		CAPITAL OUTLAY TOTAL		102,510.22	Transfer to Tax Title Liens or Foreclosed	4,833.76
Other Public Safety		Public Enterprises			Balance Outstanding Dec. 31, 1989	65,218.93
PUBLIC WORKS		Recreation-Culture			PRIOR YEARS TAXES OUTSTANDING	
Streets and Drainage	29,632.00	Public Works		93,783.22	Balance January 1, 1989	60,453.45
Sewers and Sewage Processing		Buildings and Grounds		8,727.00	Collected in 1989	58,588.56
Garbage and Trash Disposal	65,400.00	Library and Education			Cancelled, Abated or Adjusted 1989	
Public Buildings and Grounds	12,500.00	Conservation			Transfers to Tax Title Liens or Foreclosed	1,220.79
Other Public Works		All Other			Balance December 31, 1989	644.10
HEALTH and WELFARE		CAPITAL DEBT AUTHORIZED, DECEMBER 31, 1989			TAX TITLE LIENS OUTSTANDING	
Health Services Except Environmental	25.00	ISSUED AND UNISSUED			Balance January 1, 1989	30,348.62
Welfare-Public Assistance	425.00	School			Transfer From Taxes	6,094.80
Hospital, Clinics, First Aid		Self-Liquidating			Redeemed in 1989	22,188.69
Animal, Insect, & Rodent Control		Other	227,396	227,396	Cancelled, Abated or Adjusted (1989)	
Other Welfare Services		Total	227,396	227,396	Transfers to Foreclosed Property	
RECREATION and CONSERVATION		ISSUED AND OUTSTANDING			Balance December 31, 1989	14,254.73
Beaches and Boardwalks		School			PROPERTY ACQUIRED BY DEED OR FORECLOSURE	
Parks, Playgrounds, Shade Trees	2,000.00	Self-Liquidating		95,000.00	Balance January 1, 1989	300.00
Land Reclamation & Conservation		Other		95,000.00	Transfers From Taxes or Liens	
Other Recreational Services		Total			Sale for Cash (1989)	
EDUCATION (excluding schools)		EQUALIZED VALUATION BASIS			Cancelled, Abated or Adjusted (1989)	
Libraries	50.00	FOR NET DEBT COMPUTATION		18,928,208	Balance December 31, 1989	300.00
Other Educational Services		REAL PROPERTY VALUATIONS			CURRENT FINANCES DECEMBER 31, 1989	
STATUTORY EXPENDITURES		Code Class # of Parcels % VAL'N ASSESSED VALUATION			ASSETS	
Pensions & F. L. C. A.	4,975.96	1 Vacant Land 68 3.00 572,900.00			Cash Dec. 31, 1989	193,184.20
Employee Fringe Benefits		2 Residential 165 63.64 12,141,900.00			Taxes Receivable	65,863.03
Other Statutory Expenditures		3 Farm 8 7.47 1,425,300.00			Transfer Title Liens	14,254.73
CETA And Other Public Employment Programs		4a Commercial 1 25.83 4,940,100.00			Foreclosed Property	300.00
MUNICIPAL FUNCTIONS TOTAL	216,102.64	4b Industrial 8 7.47 1,425,300.00			Emergencies & Other Deferred Charges	1,505.58
CAPITAL IMPROVEMENTS *MEMO*	3,000.00	4c Apartments 1 25.83 4,940,100.00			State and Federal Aid Receivable	
DEBT SERVICE		Total 242 19,080,200.00			Other Receivables	7,871.90
Principal Payments	3,177.52	Land Area .30 Sq. Miles			Total	282,979.44
Interest Payments	3,205.47	Net Valuation Taxable-Municipal		19,118,916	LIABILITIES, RESERVES, AND SURPLUS	
DEFERRED CHARGES		Net Valuation Taxable-County		21,686,558	Cash Liabilities	95,861.07
SCHOOL, COUNTY, SPECIAL DISTRICT TAXES	362,451.12	State Equalized Valuation		22,443,836	Reserves for Receivables	88,289.66
RESERVE FOR UNCOLLECTED TAXES	80,088.00	State Equalization Ratio		85.16	Surplus Dec. 31, 1989	98,828.71
EXPENDITURES TOTAL	679,974.90				Total	282,979.44

Population 1980 4,132
 Population 1990 4,047
 S & P Rating
 Moody Rating

General Tax Rate Per \$100. 2.44
 State Equalized Tax Rate 1.62

FLEMINGTON BORO. - HUNTERDON CO.

Form of Government:

Borough Council

Number of Members on Governing Body - 6

PER CAPITA: Gross Debt 1,004.75 PER CENT: Gross Debt 1.43
 Net Debt 135.52 Net Debt .19
 Debt Service Tax Levy Collected 96.17
 Total Tax Levy 1,299.63 Tax Levy Cancelled, Abated
 Municipal Expenditures 525.60 or Adjusted .20

EXPENDITURES		REVENUES-REALIZED		1989 PROPERTY TAX	
GENERAL GOVERNMENT				STATE EQUALIZED TAX RATE	
Governing Body & Public Boards		1989 Property Taxes Collected	5,074,756.54	Local District School Taxes	
Municipal Clerk		1989 Payments in Lieu of Taxes		Regional & Consolidated School Tax	.98
Financial Administration	40,900.00	Delinquent Tax & Lien Collections	107,313.77	School Taxes in Municipal Budget	
Assessment of Taxes	15,190.00	Business Personalty Replacement Taxes	108,091.24	County Taxes	.31
Collection of Taxes	73,350.00	Taxes from Public Utilities	221,340.00	County Library Taxes	
Planning, Housing & Development	25,306.32	Other Miscellaneous Tax Revenues		Local Municipal Purpose Taxes	.33
Human Resources	29,810.97	State Aid Revenues	54,271.23	Veteran & Senior Citizen Taxes	
Elections		Federal Aid Revenues		Total Taxes for Rate Computation	1.62
General Administration (other)	251,336.00	State and Local Fiscal Assistance Act Utilized		Special District Taxes	
JUDICIARY		Sale of Acquired Property		Bank Corp. Taxes	
Municipal Courts	43,473.17	Other Miscellaneous Revenues	216,230.28	Added and Omitted Taxes	
PUBLIC SAFETY		Total	5,782,053.06	Total Taxes Levied - ABSTRACT	5,255,574.90
Fire Protection	54,653.97	Prior Years Surplus Appropriated	520,000.00	Total Taxes Billed	5,276,916.14
Police Protection	411,678.92	REVENUES TOTAL	6,302,053.06	1989 TAXES COLLECTED	5,074,756.54
Civil Defense & Disaster Control	1,000.00	Reserve For Uncollected Taxes	164,440.77	1989 Taxes Cancelled, Abated or Adjusted	10,335.84
Environmental Inspection & Control	18,556.00	CAPITAL OUTLAY TOTAL	1,134,149.72	Transfer to Tax Title Liens or Foreclosed	13,949.48
Other Public Safety		Public Enterprises	730,090.32	Balance Outstanding Dec. 31, 1989	177,374.29
PUBLIC WORKS		Recreation-Culture		PRIOR YEARS TAXES OUTSTANDING	
Streets and Drainage	160,208.00	Public Works	274,663.55	Balance January 1, 1989	121,476.45
Sewers and Sewage Processing		Buildings and Grounds	129,395.85	Collected in 1989	99,935.37
Garbage and Trash Disposal	250,697.00	Library and Education		Cancelled, Abated or Adjusted 1989	311.60
Public Buildings and Grounds	31,130.00	Conservation		Transfers to Tax Title Liens or Foreclosed	20,206.48
Other Public Works		All Other		Balance December 31, 1989	523.00
HEALTH and WELFARE		CAPITAL DEBT AUTHORIZED, DECEMBER 31, 1989		TAX TITLE LIENS OUTSTANDING	
Health Services Except Environmental	3,700.00	ISSUED AND UNISSUED		Balance January 1, 1989	38,802.78
Welfare-Public Assistance	12,950.00	School	2,967,997	Transfer From Taxes	
Hospital, Clinics, First Aid		Self-Liquidating	549,364	Redeemed in 1989	7,378.40
Animal, Insect, & Rodent Control	2,900.00	Other	548,463	Cancelled, Abated or Adjusted (1989)	
Other Welfare Services		Total	4,066,225	Transfers to Foreclosed Property	
RECREATION and CONSERVATION		ISSUED AND OUTSTANDING		Balance December 31, 1989	31,424.39
Beaches and Boardwalks		School	2,224,774.14	PROPERTY ACQUIRED BY DEED OR	
Parks, Playgrounds, Shade Trees	6,000.00	Self-Liquidating	549,864.00	FORECLOSURE	
Land Reclamation & Conservation	22,200.00	Other		Balance January 1, 1989	24,000.00
Other Recreational Services	15,668.00	Total	2,774,638.14	Transfers From Taxes or Liens	
EDUCATION (excluding schools)		EQUALIZED VALUATION BASIS		Sale for Cash (1989)	
Libraries	119,246.00	FOR NET DEBT COMPUTATION	283,810,644	Cancelled, Abated or Adjusted (1989)	
Other Educational Services		REAL PROPERTY VALUATIONS		Balance December 31, 1989	24,000.00
STATUTORY EXPENDITURES		Code Class # of Parcels % VAL'N		CURRENT FINANCES DECEMBER 31, 1989	
Pensions & F. I. C. A.	106,980.95	1 Vacant Land 49 1.80	3,879,800.00	ASSETS	
Employee Fringe Benefits	84,000.00	2 Residential 835 42.31	91,094,900.00	Cash Dec. 31, 1989	1,067,890.30
Other Statutory Expenditures	50.00	3 Farm 1	3,900.00	Taxes Receivable	178,397.28
CETA And Other Public Employment Programs		4a Commercial 218 45.94	98,900,888.00	Tax Title Liens	31,424.38
MUNICIPAL FUNCTIONS TOTAL	1,792,045.30	4b Industrial 9 9.95	21,412,600.00	Foreclosed Property	24,000.00
CAPITAL IMPROVEMENTS *MEMO*	75,000.00	4c Apartments 1112	215,292,088.00	Emergencies & Other Deferred Charges	18,006.02
DEBT SERVICE		Total		State and Federal Aid Receivable	
Principal Payments		Land Area 1.10 Sq. Miles		Other Receivables	157,018.04
Interest Payments		Net Valuation Taxable-Municipal	216,042,488	Total	1,476,736.02
DEFERRED CHARGES	170,599.32	Net Valuation Taxable-County	291,251,519	LIABILITIES, RESERVES, AND SURPLUS	
SCHOOL, COUNTY, SPECIAL DISTRICT TAXES	4,193,163.08	State Equalized Valuation	324,351,915	Cash Liabilities	307,154.00
RESERVE FOR UNCOLLECTED TAXES	164,440.77	State Equalization Ratio	66.53	Reserves for Receivables	390,839.70
EXPENDITURES TOTAL	6,320,248.47			Surplus Dec. 31, 1989	778,742.32

0315
 Population 1980 9,084
 Population 1990 10,265
 S & P Rating
 Moody Rating A

General Tax Rate Per \$100. 2.93
 State Equalized Tax Rate 1.95

FLORENCE TWP. - BURLINGTON COUNTY

Form of Government:

Mayor-Council Plan F (OMCL 50)

Number of Members on Governing Body - 5

PER CAPITA: Gross Debt 676.21 PER CENT: Gross Debt 2.07
 Net Debt 676.21 Net Debt 2.07
 Debt Service 45.31 Tax Levy Collected 93.84
 Total Tax Levy 767.17 Tax Levy Cancelled, Abated
 Municipal Expenditures 422.12 or Adjusted .01

EXPENDITURES		REVENUES-REALIZED			1989 PROPERTY TAX	
GENERAL GOVERNMENT					STATE EQUALIZED TAX RATE	
Governing Body & Public Boards	21,869.00	1989 Property Taxes Collected			Local District School Taxes	3,167,638.50
Municipal Clerk	90,532.00	1989 Payments in Lieu of Taxes			Regional & Consolidated School Tax	
Financial Administration	70,011.00	Delinquent Tax & Lien Collections			School Taxes in Municipal Budget	
Assessment of Taxes	23,701.00	Business Personalty Replacement Taxes			County Taxes	2,099,548.15
Collection of Taxes	54,910.00	Taxes from Public Utilities			County Library Taxes	120,197.10
Planning, Housing & Development	53,205.00	Other Miscellaneous Tax Revenues			Local Municipal Purpose Taxes	2,104,216.00
Human Resources	50,350.57	State Aid Revenues			Veteran & Senior Citizen Taxes	159,000.00
Elections		Federal Aid Revenues			Total Taxes for Rate Computation	7,650,599.75
General Administration (other)	347,613.00	State and Local Fiscal Assistance Act Utilized			Special District Taxes	334,750.00
JUDICIARY		Sale of Acquired Property			Bank Corp. Taxes	
Municipal Courts	67,833.00	Other Miscellaneous Revenues			Added and Omitted Taxes	49,395.35
PUBLIC SAFETY		TOTAL			Total Taxes Levied - ABSTRACT	7,875,745.10
Fire Protection	3,250.00	Prior Years Surplus Appropriated			Total Taxes Billed	7,880,109.59
Police Protection	984,768.11	REVENUES			1989 TAXES COLLECTED	7,394,463.94
Civil Defense & Disaster Control	2,000.00	Reserve For Uncollected Taxes			1989 Taxes Cancelled, Abated or Adjusted	1,062.54
Environmental Inspection & Control	63,731.00	CAPITAL OUTLAY			Transfer to Tax Title Liens or Foreclosed	46,507.38
Other Public Safety		TOTAL			Balance Outstanding Dec. 31, 1989	438,075.73
PUBLIC WORKS					PRIOR YEARS TAXES OUTSTANDING	
Streets and Drainage	270,462.00	Public Enterprises			Balance January 1, 1989	404,442.60
Sewers and Sewage Processing	215,000.00	Recreation-Culture			Collected in 1989	381,130.78
Garbage and Trash Disposal	244,791.00	Public Works			Cancelled, Abated or Adjusted 1989	2.86
Public Buildings and Grounds	129,439.00	Buildings and Grounds			Transfers to Tax Title Liens or Foreclosed	23,308.96
Other Public Works	25,000.00	Library and Education			Balance December 31, 1989	
HEALTH and WELFARE		Conservation			TAX TITLE LIENS OUTSTANDING	
Health Services Except Environmental	3,250.00	All Other			Balance January 1, 1989	917,685.78
Welfare-Public Assistance	3,602.00	CAPITAL DEBT AUTHORIZED, DECEMBER 31, 1989			Transfer From Taxes	75,061.53
Hospital, Clinics, First Aid		ISSUED AND UNISSUED			Redeemed in 1989	9,380.83
Animal, Insect, & Rodent Control		GROSS DEBT			Cancelled, Abated or Adjusted (1989)	
Other Welfare Services		NET DEBT			Transfers to Foreclosed Property	
RECREATION and CONSERVATION					Balance December 31, 1989	983,366.48
Beaches and Boardwalks		SCHOOL			PROPERTY ACQUIRED BY DEED OR FORECLOSURE	
Parks, Playgrounds, Shade Trees	85,653.18	Self-Liquidating			Balance January 1, 1989	9,940.01
Land Reclamation & Conservation	675.00	Other			Transfers From Taxes or Liens	
Other Recreational Services	53,996.28	Total			Sale for Cash (1989)	
EDUCATION (excluding schools)					Cancelled, Abated or Adjusted (1989)	
Libraries	29,734.00	ISSUED AND OUTSTANDING			Balance December 31, 1989	9,940.01
Other Educational Services	1,800.00	SCHOOL			CURRENT FINANCES DECEMBER 31, 1989	
STATUTORY EXPENDITURES		Self-Liquidating			ASSETS	
Pensions & F. L. C. A.	244,278.33	Other			Cash Dec. 31, 1989	1,314,715.77
Employee Fringe Benefits	149,904.12	Total			Taxes Receivable	438,075.73
Other Statutory Expenditures		EQUALIZED VALUATION BASIS			Tox Title Liens	983,366.48
CETA And Other Public Employment Programs		FOR NET DEBT COMPUTATION			Foreclosed Property	9,940.01
MUNICIPAL FUNCTIONS		REAL PROPERTY VALUATIONS			Emergencies & Other Deferred Charges	21,316.15
TOTAL	3,315,358.59	Code Class # of Parcels % VAL'N ASSESSED VALUATION			State and Federal Aid Receivable	
CAPITAL IMPROVEMENTS	5,000.00	1 Vacant Land 280 3.51 8,914,950.00			Other Receivables	35,394.24
DEBT SERVICE		2 Residential 3265 75.91 192,837,645.00			Total	2,802,808.38
Principal Payments	245,722.00	3 Form 124 1.97 5,004,020.00			LIABILITIES, RESERVES, AND SURPLUS	
Interest Payments	219,430.02	4a Commercial 134 6.00 15,247,400.00			Cash Liabilities	418,329.71
DEFERRED CHARGES		4b Industrial 24 11.12 28,242,600.00			Reserves for Receivables	1,466,776.46
SCHOOL, COUNTY, SPECIAL DISTRICT TAXES	5,722,133.75	4c Apartments 10 1.49 3,795,000.00			Surplus Dec. 31, 1989	917,702.21
RESERVE FOR UNCOLLECTED TAXES	507,308.71	Total 3837 254,041,615.00			Total	2,802,808.38
EXPENDITURES	10,055,586.30	Land Area 9.65 Sq. Miles				
TOTAL		Net Valuation Taxable-Municipal				
		Net Valuation Taxable-County				
		State Equalized Valuation				
		State Equalization Ratio				

1411
 Population 1980 9,359
 Population 1990 8,521
 S & P Rating AA
 Moody Rating AAA

General Tax Rate Per \$100. 1.43
 State Equalized Tax Rate 1.07

FLORHAM PARK BOROUGH - MORRIS CO.
 Form of Government:
Borough Council
 Number of Members on Governing Body - 6

PER CAPITA:
 Gross Debt 449.66
 Net Debt 361.05
 Debt Service 117.13
 Total Tax Levy 1,842.36
 Municipal Expenditures 734.11

PER CENT:
 Gross Debt .28
 Net Debt .23
 Tax Levy Collected 98.50
 Tax Levy Cancelled, Abated or Adjusted .26

EXPENDITURES	REVENUES-REALIZED	1989 PROPERTY TAX	
GENERAL GOVERNMENT		STATE EQUALIZED TAX RATE	
Governing Body & Public Boards		Local District School Taxes	.33
Municipal Clerk		Regional & Consolidated School Tax	.23
Financial Administration	122,057.00	School Taxes in Municipal Budget	
Assessment of Taxes	42,050.00	County Taxes	.25
Collection of Taxes	4,600.00	County Library Taxes	
Planning, Housing & Development	53,960.00	Local Municipal Purpose Taxes	.26
Human Resources		Veteran & Senior Citizen Taxes	
Elections	3,300.00	Total Taxes for Rate Computation	1.07
General Administration (other)	744,831.00	Special District Taxes	
JUDICIARY		Bank Corp. Taxes	
Municipal Courts	43,477.00	Added and Omitted Taxes	63,882.00
PUBLIC SAFETY		Total Taxes Levied - ABSTRACT	15,698,781.97
Fire Protection	97,556.00	Total Taxes Billed	15,782,590.00
Police Protection	1,207,360.00	1989 TAXES COLLECTED	15,545,899.00
Civil Defense & Disaster Control	1,500.00	1989 Taxes Cancelled, Abated or Adjusted	40,842.00
Environmental Inspection & Control	65,755.00	Transfer to Tax Title Liens or Foreclosed	
Other Public Safety		Balance Outstanding Dec. 31, 1989	195,849.00
PUBLIC WORKS		PRIOR YEARS TAXES OUTSTANDING	
Streets and Drainage	413,036.00	Balance January 1, 1989	141,080.00
Sewers and Sewage Processing	150,000.00	Collected in 1989	138,752.00
Garbage and Trash Disposal	221,700.00	Cancelled, Abated or Adjusted 1989	2.00
Public Buildings and Grounds	255,441.00	Transfers to Tax Title Liens or Foreclosed	2,326.00
Other Public Works	37,250.00	Balance December 31, 1989	
HEALTH and WELFARE		TAX TITLE LIENS OUTSTANDING	
Health Services Except Environmental	50,359.00	Balance January 1, 1989	
Welfare-Public Assistance	2,300.00	Transfer From Taxes	2,326.00
Hospital, Clinics, First Aid		Redeemed in 1989	
Animal, Insect, & Rodent Control	2,000.00	Cancelled, Abated or Adjusted (1989)	
Other Welfare Services		Transfers to Foreclosed Property	
RECREATION and CONSERVATION		Balance December 31, 1989	2,326.00
Beaches and Boardwalks		PROPERTY ACQUIRED BY DEED OR FORECLOSURE	
Parks, Playgrounds, Shade Trees	11,700.00	Balance January 1, 1989	13,140.00
Land Reclamation & Conservation	45,000.00	Transfers From Taxes or Liens	
Other Recreational Services	141,959.00	Sale for Cash (1989)	
EDUCATION (excluding schools)		Cancelled, Abated or Adjusted (1989)	
Libraries	270,575.00	Balance December 31, 1989	13,140.00
Other Educational Services		CURRENT FINANCES DECEMBER 31, 1989	
STATUTORY EXPENDITURES		ASSETS	
Pensions & F. I. C. A.	363,900.00	Cash Dec. 31, 1989	1,285,251.00
Employee Fringe Benefits	220,000.00	Taxes Receivable	195,849.00
Other Statutory Expenditures		Tax Title Liens	2,326.00
CETA And Other Public Employment Programs		Foreclosed Property	13,140.00
MUNICIPAL FUNCTIONS TOTAL	4,534,046.00	Emergencies & Other Deferred Charges	
CAPITAL IMPROVEMENTS * MEMO*	35,000.00	State and Federal Aid Receivable	15,481,124.00
DEBT SERVICE		Other Receivables	7,969.00
Principal Payments	772,205.00	Total	17,685,659.00
Interest Payments	212,874.00	LIABILITIES, RESERVES, AND SURPLUS	
DEFERRED CHARGES	40,121.00	Cash Liabilities	620,671.00
SCHOOL, COUNTY, SPECIAL DISTRICT TAXES	11,777,170.77	Reserves for Receivables	15,700,408.00
RESERVE FOR UNCOLLECTED TAXES	633,147.00	Surplus Dec. 31, 1989	1,364,580.00
EXPENDITURES TOTAL	18,052,539.97	Total	17,685,659.00
		REVENUES-REALIZED	
		1989 Property Taxes Collected	15,545,899.00
		1989 Payments in Lieu of Taxes	
		Delinquent Tax & Lien Collections	133,752.00
		Business Personality Replacement Taxes	229,768.00
		Taxes from Public Utilities	826,212.00
		Other Miscellaneous Tax Revenues	
		State Aid Revenues	86,396.00
		Federal Aid Revenues	
		State and Local Fiscal Assistance Act Utilized	
		Sale of Acquired Property	
		Other Miscellaneous Revenues	573,365.00
		Total	17,405,392.00
		Prior Years Surplus Appropriated	885,000.00
		REVENUES TOTAL	18,290,392.00
		Reserve For Uncollected Taxes	633,147.00
		CAPITAL OUTLAY TOTAL	1,103,307.00
		Public Enterprises	78,719.00
		Recreation-Culture	
		Public Works	803,984.00
		Buildings and Grounds	225,605.00
		Library and Education	
		Conservation	
		All Other	
		CAPITAL DEBT AUTHORIZED, DECEMBER 31, 1989	
		ISSUED AND UNISSUED	
		School	413,059
		Self-Liquidating	342,000
		Other	3,076,465
		Total	3,831,524
		NET DEBT	3,076,465
		ISSUED AND OUTSTANDING	
		School	413,059.00
		Self-Liquidating	342,000.00
		Other	2,959,465.00
		Total	3,713,524.00
		EQUALIZED VALUATION BASIS FOR NET DEBT COMPUTATION	1,345,010,372
		REAL PROPERTY VALUATIONS	
		Code Class # of Parcels % VAL'N	ASSESSED VALUATION
		1 Vacant Land 99 2.91	31,925,600.00
		2 Residential 2990 51.42	563,117,170.00
		3 Farm 1 .01	95,900.00
		4a Commercial 174 24.54	269,895,300.00
		4b Industrial 20 21.02	230,202,300.00
		4c Apartments	
		Total 3284	1,095,236,270.00
		Land Area 7.50 Sq. Miles	
		Net Valuation Taxable-Municipal	1,099,222,586
		Net Valuation Taxable-County	1,637,870,763
		State Equalized Valuation	1,468,984,352
		State Equalization Ratio	74.75

Population 1980 1,892
 Population 1990 2,181
 S & P Rating
 Moody Rating

General Tax Rate Per \$100. 8.40
 State Equalized Tax Rate 2.09

FOLSOM BOROUGH - ATLANTIC COUNTY

Form of Government:
 Borough Council

Number of Members on Governing Body - 6

PER CAPITA:

Gross Debt 515.91
 Net Debt 162.86
 Debt Service 35.05
 Total Tax Levy 702.79
 Municipal Expenditures 434.47

PER CENT:

Gross Debt 1.80
 Net Debt .57
 Tax Levy Collected 89.94
 Tax Levy Cancelled, Abated or Adjusted .80

EXPENDITURES		REVENUES-REALIZED			1989 PROPERTY TAX	
GENERAL GOVERNMENT		REVENUES-REALIZED			STATE EQUALIZED TAX RATE 1.09	
Governing Body & Public Boards		1989 Property Taxes Collected		1,378,689.00	Local District School Taxes	792,363.00
Municipal Clerk		1989 Payments in Lieu of Taxes			Regional & Consolidated School Tax	
Financial Administration	14,992.00	Delinquent Tax & Lien Collections	114,219.00		School Taxes in Municipal Budget	
Assessment of Taxes	10,505.00	Business Personalty Replacement Taxes	22,272.00		County Taxes	.43 *
Collection of Taxes	15,534.00	Taxes from Public Utilities	139,390.00		County Library Taxes	.03
Planning, Housing & Development	9,235.00	Other Miscellaneous Tax Revenues			Local Municipal Purpose Taxes	.53
Human Resources	8,050.00	State Aid Revenues	171,864.00		Veteran & Senior Citizen Taxes	
Elections		Federal Aid Revenues			Total Taxes for Rate Computation	2.08
General Administration (other)	130,600.00	State and Local Fiscal Assistance Act Utilized			Special District Taxes	
JUDICIARY		Sale of Acquired Property			Bank Corp. Taxes	
Municipal Courts	37,300.00	Other Miscellaneous Revenues	71,239.00		Added and Omitted Taxes	18,417.00
PUBLIC SAFETY		Total	1,897,673.00		Total Taxes Levied - ABSTRACT	1,532,784.63
Fire Protection	13,000.00	Prior Years Surplus Appropriated	75,000.00		Total Taxes Billed	1,532,947.00
Police Protection	4,000.00	REVENUES TOTAL	1,972,673.00		1989 TAXES COLLECTED	1,378,689.00
Civil Defense & Disaster Control	1,200.00	Reserve For Uncollected Taxes	171,941.00		1989 Taxes Cancelled, Abated or Adjusted	12,301.00
Environmental Inspection & Control	17,900.00	CAPITAL OUTLAY TOTAL	40,587.00		Transfer to Tax Title Liens or Foreclosed	26,367.00
Other Public Safety		Public Enterprises			Balance Outstanding Dec. 31, 1989	115,590.00
PUBLIC WORKS		Recreation-Culture	4,055.00		PRIOR YEARS TAXES OUTSTANDING	
Streets and Drainage	257,015.00	Public Works	1,362.00		Balance January 1, 1989	119,660.00
Sewers and Sewage Processing		Buildings and Grounds	35,170.00		Collected in 1989	101,950.00
Garbage and Trash Disposal	103,800.00	Library and Education			Cancelled, Abated or Adjusted 1989	
Public Buildings and Grounds	9,779.00	Conservation			Transfers to Tax Title Liens or Foreclosed	15,640.00
Other Public Works		All Other			Balance December 31, 1989	2,070.00
HEALTH and WELFARE		CAPITAL DEBT AUTHORIZED, DECEMBER 31, 1989			TAX TITLE LIENS OUTSTANDING	
Health Services Except Environmental	500.00	ISSUED AND UNISSUED			Balance January 1, 1989	32,327.00
Welfare-Public Assistance	1,700.00	School	770,000		Transfer From Taxes	44,910.00
Hospital, Clinics, First Aid	1,000.00	Self-Liquidating			Redeemed in 1989	12,269.00
Animal, Insect, & Rodent Control	2,500.00	Other	355,200	355,200	Cancelled, Abated or Adjusted (1989)	
Other Welfare Services		Total	1,125,200	355,200	Transfers to Foreclosed Property	
RECREATION and CONSERVATION		ISSUED AND OUTSTANDING			Balance December 31, 1989	64,968.00
Beaches and Boardwalks		School		770,000.00	PROPERTY ACQUIRED BY DEED OR FORECLOSURE	
Parks, Playgrounds, Shade Trees	6,000.00	Self-Liquidating			Balance January 1, 1989	14,477.00
Land Reclamation & Conservation		Other		165,000.00	Transfers From Taxes or Liens	
Other Recreational Services		Total		935,000.00	Sale for Cash (1989)	
EDUCATION (excluding schools)		EQUALIZED VALUATION BASIS FOR NET DEBT COMPUTATION		62,509,287	Cancelled, Abated or Adjusted (1989)	
Libraries		REAL PROPERTY VALUATIONS			Balance December 31, 1989	14,477.00
Other Educational Services		Code Class # of Parcels % VAL'N ASSESSED VALUATION			CURRENT FINANCES DECEMBER 31, 1989	
STATUTORY EXPENDITURES		1 Vacant Land 615 7.31 1,371,755.00			ASSETS	
Pensions & F. L. C. A.	21,620.00	2 Residential 615 65.74 11,548,215.00			Cash Dec. 31, 1989	522,859.00
Employee Fringe Benefits		3 Farm 60 1.33 233,500.00			Taxes Receivable	117,660.00
Other Statutory Expenditures	1,600.00	4a Commercial 41 6.43 1,129,800.00			Tax Title Liens	64,968.00
CETA And Other Public Employment Programs		4b Industrial 11 18.69 3,283,400.00			Foreclosed Property	14,477.00
MUNICIPAL FUNCTIONS TOTAL	672,830.00	4c Apartments			Emergencies & Other Deferred Charges	53,378.00
CAPITAL IMPROVEMENTS * MEMO *	10,000.00	Total	1342	17,566,670.00	State and Federal Aid Receivable	5,532.00
DEBT SERVICE		Land Area 8.40 Sq. Miles			Other Receivables	173,441.00
Principal Payments	55,000.00	Net Valuation Taxable-Municipal		13,030,122	Total	952,315.00
Interest Payments	21,450.00	Net Valuation Taxable-County		63,034,290	LIABILITIES, RESERVES, AND SURPLUS	
DEFERRED CHARGES	26,308.00	State Equalized Valuation		71,154,277	Cash Liabilities	448,952.00
SCHOOL, COUNTY, SPECIAL DISTRICT TAXES	1,126,521.63	State Equalization Ratio		24.85	Reserves for Receivables	202,059.00
RESERVE FOR UNCOLLECTED TAXES	171,941.00				Surplus Dec. 31, 1989	301,304.00
EXPENDITURES TOTAL	2,074,170.63				Total	952,315.00

*Includes County Health Service Taxes, County Vocational School Taxes, or County Open Space Tax. See Table 13.

Population 1980 32,449
 Population 1990 31,997
 S & P Rating
 Moody Rating AA

General Tax Rate Per \$100. 1.40
 State Equalized Tax Rate 1.21

FORT LEE BOROUGH - BERGEN COUNTY
 Form of Government:
 Borough Council
 Number of Members on Governing Body - 6

PER CAPITA: PER CENT:
 Gross Debt 779.00 Gross Debt .77
 Net Debt 713.60 Net Debt .69
 Debt Service 94.79 Tax Levy Collected 95.38
 Total Tax Levy 1,437.23 Tax Levy Cancelled, Abated or Adjusted 1.26
 Municipal Expenditures 784.00

EXPENDITURES		REVENUES-REALIZED		1989 PROPERTY TAX	
GENERAL GOVERNMENT		REVENUES-REALIZED		STATE EQUALIZED TAX RATE .48	
Governing Body & Public Boards	64,838.00	1989 Property Taxes Collected	44,605,521.00	Local District School Taxes	18,388,995.00
Municipal Clerk	127,770.00	1989 Payments in Lieu of Taxes	113,742.23	Regional & Consolidated School Tax	
Financial Administration	50,000.00	Delinquent Tax & Lien Collections	633,582.60	School Taxes in Municipal Budget	
Assessment of Taxes	243,345.00	Business Personalty Replacement Taxes	147,976.44	County Taxes	.21 7,914,999.35
Collection of Taxes	130,983.00	Taxes from Public Utilities	1,183,136.00	County Library Taxes	
Planning, Housing & Development	57,903.00	Other Miscellaneous Tax Revenues		Local Municipal Purpose Taxes	.51 19,271,696.98
Human Resources	168,453.00	State Aid Revenues	369,587.25	Veteran & Senior Citizen Taxes	160,750.00
Elections	7,725.00	Federal Aid Revenues		Total Taxes for Rate Computation	1.20 45,735,441.33
General Administration (other)	1,941,003.00	State and Local Fiscal Assistance Act Utilized		Special District Taxes	
JUDICIARY		Sale of Acquired Property		Bank Corp. Taxes	
Municipal Courts	463,517.61	Other Miscellaneous Revenues	1,966,989.91	Added and Omitted Taxes	411,395.43
PUBLIC SAFETY		Total	49,025,585.58	Total Taxes Levied - ABSTRACT	45,987,086.76
Fire Protection	1,235,459.47	Prior Years Surplus Appropriated	1,312,624.86	Total Taxes Billed	46,282,747.45
Police Protection	5,406,319.54	REVENUES TOTAL	50,338,210.44	1989 TAXES COLLECTED	44,605,521.08
Civil Defense & Disaster Control		Reserve For Uncollected Taxes	1,597,000.00	1989 Taxes Cancelled, Abated or Adjusted	582,071.55
Environmental Inspection & Control	310,622.00	CAPITAL OUTLAY TOTAL	2,789,032.56	Transfer to Tax Title Liens or Foreclosed	54,603.57
Other Public Safety		Public Enterprises		Balance Outstanding Dec. 31, 1989	1,040,551.25
PUBLIC WORKS		Recreation-Culture	135,935.09	PRIOR YEARS TAXES OUTSTANDING	
Streets and Drainage	855,572.80	Public Works	890,988.18	Balance January 1, 1989	669,282.79
Sewers and Sewage Processing	2,327,017.41	Buildings and Grounds	1,752,415.33	Collected in 1989	633,582.66
Garbage and Trash Disposal	1,770,000.00	Library and Education	9,693.96	Cancelled, Abated or Adjusted 1989	
Public Buildings and Grounds	287,054.00	Conservation		Transfers to Tax Title Liens or Foreclosed	35,700.13
Other Public Works	75,848.00	All Other		Balance December 31, 1989	
HEALTH and WELFARE		CAPITAL DEBT AUTHORIZED, DECEMBER 31, 1989		TAX TITLE LIENS OUTSTANDING	
Health Services Except Environmental	374,474.00	ISSUED AND UNISSUED		Balance January 1, 1989	4,504.49
Welfare-Public Assistance	91,324.00	Schaal	1,978,000	Transfer From Taxes	95,670.02
Hospital, Clinics, First Aid		Self-Liquidating		Redeemed in 1989	
Animal, Insect, & Rodent Control		Other	23,655,665	Cancelled, Abated or Adjusted (1989)	
Other Welfare Services		Total	25,533,665	Transfers to Foreclosed Property	
RECREATION and CONSERVATION		ISSUED AND OUTSTANDING		Balance December 31, 1989	100,174.51
Beaches and Boardwalks		Schaal	1,978,000.00	PROPERTY ACQUIRED BY DEED OR FORECLOSURE	
Parks, Playgrounds, Shade Trees	354,381.00	Self-Liquidating		Balance January 1, 1989	0,220.00
Land Reclamation & Conservation		Other	14,516,000.00	Transfers From Taxes or Liens	
Other Recreational Services	532,874.00	Total	16,394,000.00	Sale for Cash (1989)	
EDUCATION (excluding schools)		EQUALIZED VALUATION BASIS FOR NET DEBT COMPUTATION	3,300,467,191	Cancelled, Abated or Adjusted (1989)	
Libraries	1,093,159.00	REAL PROPERTY VALUATIONS		Balance December 31, 1989	8,220.00
Other Educational Services		Code Class # of Parcels % VAL'N ASSESSED VALUATION		CURRENT FINANCES DECEMBER 31, 1989	
STATUTORY EXPENDITURES		1 Vacant Land 213 1.33 45,028,300.00		ASSETS	
Pensions & F. L. C. A.	1,255,132.23	2 Residential 6432 42.33 1,380,848,585.00		Cash Dec. 31, 1989	4,123,165.88
Employee Fringe Benefits	869,410.00	3 Farm 334 16.70 544,870,500.00		Taxes Receivable	1,040,551.25
Other Statutory Expenditures	1,000.00	4a Commercial 15 .49 15,921,925.00		Tax Title Liens	100,174.51
CETA And Other Public Employment Programs		4c Apartments 80 39.10 1,275,297,440.00		Foreclosed Property	8,220.00
MUNICIPAL FUNCTIONS TOTAL	20,215,255.06	Total 7074 2.50 Sq. Miles 3,261,966,750.00		Emergencies & Other Deferred Charges	590,437.41
CAPITAL IMPROVEMENTS *ME%0*	350,000.00			State and Federal Aid Receivable	27,040.11
DEBT SERVICE				Other Receivables	379,389.27
Principal Payments	2,208,101.36			Total	6,268,978.43
Interest Payments	824,803.88			LIABILITIES, RESERVES, AND SURPLUS	
DEFERRED CHARGES	240,647.07			Cash Liabilities	2,580,417.34
SCHOOL, COUNTY, SPECIAL DISTRICT TAXES	26,303,994.35			Reserves for Receivables	1,528,335.03
RESERVE FOR UNCOLLECTED TAXES	1,597,000.00			Surplus Dec. 31, 1989	2,160,226.06
EXPENDITURES TOTAL	51,389,801.72			Total	6,268,978.43

1905
 Population 1980 4,654
 Population 1990 5,114
 S & P Rating
 Moody Rating

General Tax Rate Per \$100. 4.17
 State Equalized Tax Rate 1.72

FRANKFORD TOWNSHIP - SUSSEX CO.

Form of Government:

Township Committee

Number of Members on Governing Body - 3

PER CAPITA:
 Gross Debt 817.06
 Net Debt 74.31
 Debt Service
 Total Tax Levy 1,277.55
 Municipal Expenditures 448.11

PER CENT:
 Gross Debt 1.30
 Net Debt .12
 Tax Levy Collected 92.28
 Tax Levy Cancelled, Abated or Adjusted .18

EXPENDITURES		REVENUES-REALIZED		1989 PROPERTY TAX	
GENERAL GOVERNMENT				STATE EQUALIZED TAX RATE	
Governing Body & Public Boards		1989 Property Taxes Collected	6,041,414.69	Local District School Taxes	.70
Municipal Clerk		1989 Payments in Lieu of Taxes		Regional & Consolidated School Tax	.43
Financial Administration	40,000.00	Delinquent Tax & Lien Collections	575,808.80	School Taxes in Municipal Budget	
Assessment of Taxes	31,000.00	Business Personalty Replacement Taxes	61,589.64	County Taxes	.37 *
Collection of Taxes	65,600.00	Taxes from Public Utilities	326,391.00	County Library Taxes	.02
Planning, Housing & Development	69,200.00	Other Miscellaneous Tax Revenues		Local Municipal Purpose Taxes	.19
Human Resources		State Aid Revenues	29,844.65	Veteran & Senior Citizen Taxes	
Elections		Federal Aid Revenues		Total Taxes for Rate Computation	1.71
General Administration (other)	210,100.00	State and Local Fiscal Assistance Act Utilized		Special District Taxes	
JUDICIARY		Sale of Acquired Property		Bank Corp. Taxes	
Municipal Courts	46,000.00	Other Miscellaneous Revenues	543,015.27	Added and Omitted Taxes	
PUBLIC SAFETY		Total	7,578,064.05	Total Taxes Levied - ABSTRACT	
Fire Protection	50,031.32	Prior Years Surplus Appropriated	525,000.00	Total Taxes Billed	
Police Protection	6,500.00	REVENUES TOTAL	8,103,064.05	1989 TAXES COLLECTED	
Civil Defense & Disaster Control	2,200.00	Reserve For Uncollected Taxes	659,407.94	1989 Taxes Cancelled, Abated or Adjusted	
Environmental Inspection & Control	49,500.00	CAPITAL OUTLAY TOTAL	149,723.14	Transfer to Tax Title Liens or Foreclosed	
Other Public Safety		Public Enterprises		Balance Outstanding Dec. 31, 1989	
PUBLIC WORKS		Recreation-Culture	29,278.46	PRIOR YEARS TAXES OUTSTANDING	
Streets and Drainage	645,800.09	Public Works	104,581.08	Balance January 1, 1989	618,712.54
Sewers and Sewage Processing	2,130.59	Buildings and Grounds	15,863.60	Collected in 1989	575,040.73
Garbage and Trash Disposal	7,000.00	Library and Education		Cancelled, Abated or Adjusted 1989	
Public Buildings and Grounds	76,330.00	Conservation		Transfers to Tax Title Liens or Foreclosed	304.50
Other Public Works		All Other		Balance December 31, 1989	43,367.31
HEALTH and WELFARE		CAPITAL DEBT AUTHORIZED, DECEMBER 31, 1989		TAX TITLE LIENS OUTSTANDING	
Health Services Except Environmental	15,000.00	ISSUED AND UNISSUED		Balance January 1, 1989	48,258.30
Welfare-Public Assistance	10,300.00	School	3,798,451	Transfer From Taxes	9,715.97
Hospital, Clinics, First Aid	3,000.00	Self-Liquidating		Redeemed in 1989	768.07
Animal, Insect, & Rodent Control	9,200.00	Other	380,000	Cancelled, Abated or Adjusted (1989)	
Other Welfare Services		Total	4,178,451	Transfers to Foreclosed Property	
RECREATION and CONSERVATION		ISSUED AND OUTSTANDING		Balance December 31, 1989	57,206.20
Beaches and Boardwalks		School	2,344,596.13	PROPERTY ACQUIRED BY DEED OR FORECLOSURE	
Parks, Playgrounds, Shade Trees		Self-Liquidating		Balance January 1, 1989	260,550.00
Land Reclamation & Conservation	7,000.00	Other		Transfers From Taxes or Liens	
Other Recreational Services	17,200.00	Total	2,344,596.13	Sale for Cash (1989)	137,525.00
EDUCATION (excluding schools)		EQUALIZED VALUATION BASIS FOR NET DEBT COMPUTATION	320,624,981	Cancelled, Abated or Adjusted (1989)	
Libraries		REAL PROPERTY VALUATIONS		Balance December 31, 1989	123,025.00
Other Educational Services	75,000.00	Code Class # of Parcels % VAL'N ASSESSED VALUATION		CURRENT FINANCES DECEMBER 31, 1989	
STATUTORY EXPENDITURES		1 Vacant Land 776 6.97 10,761,053.00		ASSETS	
Pensions & F. L. C. A.	71,500.00	2 Residential 1892 72.37 111,742,949.00		Cash Dec. 31, 1989	1,222,000.89
Employee Fringe Benefits	72,090.00	3 Farm 563 12.01 18,543,125.00		Taxes Receivable	527,627.84
Other Statutory Expenditures	7,500.00	4a Commercial 89 7.60 11,731,450.00		Tax Title Liens	57,206.20
CETA And Other Public Employment Programs		4b Industrial 11 .99 1,531,400.00		Foreclosed Property	123,025.00
MUNICIPAL FUNCTIONS TOTAL	1,589,232.00	4c Apartments 1 .07 102,400.00		Emergencies & Other Deferred Charges	96,684.00
CAPITAL IMPROVEMENTS *MEMO*	250,000.00	Total 3332 154,412,377.00		State and Federal Aid Receivable	6,419.61
DEBT SERVICE		Land Area 34.70 Sq. Miles		Other Receivables	15,572.73
Principal Payments		Net Valuation Taxable-Municipal	154,971,862	Total	2,048,536.27
Interest Payments		Net Valuation Taxable-County	344,810,231	LIABILITIES, RESERVES, AND SURPLUS	
DEFERRED CHARGES	42,971.00	State Equalized Valuation	375,255,862	Cash Liabilities	542,888.09
SCHOOL, COUNTY, SPECIAL DISTRICT TAXES	5,717,072.22	State Equalization Ratio	41.21	Reserves for Receivables	723,431.77
RESERVE FOR UNCOLLECTED TAXES	659,407.94			Surplus Dec. 31, 1989	782,216.41
EXPENDITURES TOTAL	8,003,683.16			Total	2,048,536.27

1906
 Population 1980 4,486
 Population 1990 4,977
 S & P Rating
 Moody Rating AAA

General Tax Rate Per \$100. 4.00
 State Equalized Tax Rate 2.33

FRANKLIN BOROUGH - SUSSEX COUNTY

Form of Government:

Borough Council

Number of Members on Governing Body - 6

PER CAPITA: Gross Debt 2,034.77 PER CENT: Gross Debt 5.06
 Net Debt 67.76 Net Debt .17
 Debt Service 18.36 Tax Levy Collected 94.21
 Total Tax Levy 1,105.20 Tax Levy Cancelled, Abated
 Municipal Expenditures 530.80 or Adjusted .04

EXPENDITURES		REVENUES-REALIZED		1989 PROPERTY TAX	
GENERAL GOVERNMENT		1989 Property Taxes Collected		STATE EQUALIZED TAX RATE	
Governing Body & Public Boards		5,192,950.22		Local District School Taxes	.88
Municipal Clerk				Regional & Consolidated School Tax	.45
Financial Administration	32,413.00	166,707.28		School Taxes in Municipal Budget	
Assessment of Taxes	12,500.00	68,315.90		County Taxes	.37 *
Collection of Taxes	36,335.00	502,733.00		County Library Taxes	.02
Planning, Housing & Development	72,854.00	78,371.25		Local Municipal Purpose Taxes	.62
Human Resources	62,839.91			Veteran & Senior Citizen Taxes	
Elections	1,655.00			Total Taxes for Rate Computation	2.34
General Administration (other)	398,550.00			Special District Taxes	
JUDICIARY				Bank Corp. Taxes	
Municipal Courts	25,272.00			Added and Omitted Taxes	
PUBLIC SAFETY				Total Taxes Levied - ABSTRACT	5,500,003.20
Fire Protection	60,014.72			Total Taxes Billed	5,511,824.61
Police Protection	511,499.74			1989 TAXES COLLECTED	5,192,950.22
Civil Defense & Disaster Control	1,296.74			1989 Taxes Cancelled, Abated or Adjusted	2,185.00
Environmental Inspection & Control	38,292.00			Transfer to Tax Title Liens or Foreclosed	12,016.00
Other Public Safety				Balance Outstanding Dec. 31, 1989	304,673.39
PUBLIC WORKS				PRIOR YEARS TAXES OUTSTANDING	
Streets and Drainage	462,579.00			Balance January 1, 1989	166,731.64
Sewers and Sewage Processing				Collected in 1989	160,707.28
Garbage and Trash Disposal	237,796.00			Cancelled, Abated or Adjusted 1989	24.36
Public Buildings and Grounds	59,000.00			Transfers to Tax Title Liens or Foreclosed	
Other Public Works	22,000.00			Balance December 31, 1989	
HEALTH and WELFARE				TAX TITLE LIENS OUTSTANDING	
Health Services Except Environmental	2,520.00			Balance January 1, 1989	55,000.07
Welfare-Public Assistance	11,970.00			Transfer From Taxes	12,016.00
Hospital, Clinics, First Aid				Redeemed in 1989	
Animal, Insect, & Rodent Control	4,145.00			Cancelled, Abated or Adjusted (1989)	
Other Welfare Services				Transfers to Foreclosed Property	
RECREATION and CONSERVATION				Balance December 31, 1989	67,016.07
Beaches and Boardwalks				PROPERTY ACQUIRED BY DEED OR FORECLOSURE	
Parks, Playgrounds, Shade Trees				Balance January 1, 1989	31,300.00
Land Reclamation & Conservation	3,155.09			Transfers from Taxes or Liens	
Other Recreational Services	26,250.00			Sale for Cash (1989)	
EDUCATION (excluding schools)				Cancelled, Abated or Adjusted (1989)	
Libraries				Balance December 31, 1989	31,300.00
Other Educational Services				CURRENT FINANCES DECEMBER 31, 1989	
STATUTORY EXPENDITURES				ASSETS	
Pensions & F. L. C. A.	122,059.00			Cash Dec. 31, 1989	991,670.03
Employee Fringe Benefits	110,000.00			Taxes Receivable	304,073.39
Other Statutory Expenditures	3,000.00			Tax Title Liens	67,016.07
CETA And Other Public Employment Programs				Foreclosed Property	31,300.00
MUNICIPAL FUNCTIONS TOTAL	2,310,044.40			Emergencies & Other Deferred Charges	22,680.65
CAPITAL IMPROVEMENTS *MEMO*	10,000.00			State and Federal Aid Receivable	070.29
DEBT SERVICE				Other Receivables	60,018.26
Principal Payments	65,000.00			Total	1,478,655.29
Interest Payments	25,335.00			LIABILITIES, RESERVES, AND SURPLUS	
DEFERRED CHARGES	5,900.00			Cash Liabilities	431,077.10
SCHOOL, COUNTY, SPECIAL DISTRICT TAXES	4,005,457.52			Reserves for Receivables	463,007.72
RESERVE FOR UNCOLLECTED TAXES	234,431.79			Surplus Dec. 31, 1989	583,970.47
EXPENDITURES TOTAL	6,647,253.71			Total	1,478,655.29

*Includes County Health Service Taxes, County Vocational School Taxes, or County Open Space Tax. See Table 13.

0805

Population 1980 12,396
 Population 1990 14,482
 S & P Rating
 Moody Rating BAA1

General Tax Rate Per \$100.

3.08

State Equalized Tax Rate

2.51

FRANKLIN TOWNSHIP - GLOUCESTER CO.

Form of Government:

Township Committee

Number of Members on Governing Body - 5

PER CAPITA:

Gross Debt	1,127.70	PER CENT:	Gross Debt	4.70
Net Debt	199.70		Net Debt	.83
Debt Service	38.14		Tax Levy Collected	88.03
Total Tax Levy	745.75		Tax Levy Cancelled, Abated	
Municipal Expenditures	533.37		or Adjusted	.14

EXPENDITURES		REVENUES-REALIZED		1989 PROPERTY TAX	
GENERAL GOVERNMENT		REVENUES-REALIZED		STATE EQUALIZED TAX RATE	
Governing Body & Public Boards		1989 Property Taxes Collected	9,518,159.95	Local District School Taxes	.55 2,224,676.50
Municipal Clerk		1989 Payments in Lieu of Taxes		Regional & Consolidated School Tax	.68 2,754,656.59
Financial Administration	110,879.48	Delinquent Tax & Lien Collections	1,103,734.76	School Taxes in Municipal Budget	
Assessment of Taxes	60,511.89	Business Personalty Replacement Taxes	56,009.24	County Taxes	.68 2,771,208.20
Collection of Taxes	84,306.14	Taxes from Public Utilities	1,101,112.00	County Library Taxes	
Planning, Housing & Development	53,741.56	Other Miscellaneous Tax Revenues		Local Municipal Purpose Taxes	.60 2,440,041.32
Human Resources	67,445.42	State Aid Revenues	269,800.86	Veteran & Senior Citizen Taxes	156,500.00
Elections	3,723.07	Federal Aid Revenues		Total Taxes for Rate Computation	2.51 10,347,082.61
General Administration (other)	499,058.35	State and Local Fiscal Assistance Act Utilized		Special District Taxes	427,947.40
JUDICIARY		Sale of Acquired Property		Bank Corp. Taxes	
Municipal Courts	105,376.20	Other Miscellaneous Revenues	665,654.46	Added and Omitted Taxes	181,397.15
PUBLIC SAFETY		Total	12,714,471.27	Total Taxes Levied - ABSTRACT	10,799,927.16
Fire Protection	43,124.04	Prior Years Surplus Appropriated	421,553.28	Total Taxes Billed	10,812,868.62
Police Protection	971,907.22	REVENUES TOTAL	13,136,024.55	1989 TAXES COLLECTED	9,518,159.95
Civil Defense & Disaster Control	18,715.74	Reserve For Uncollected Taxes	1,204,646.13	1989 Taxes Cancelled, Abated or Adjusted	14,766.73
Environmental Inspection & Control	57,523.96	CAPITAL OUTLAY TOTAL	197,726.22	Transfer to Tax Title Liens or Foreclosed	46,762.72
Other Public Safety		Public Enterprises		Balance Outstanding Dec. 31, 1989	1,233,179.22
PUBLIC WORKS		Recreation-Culture		PRIOR YEARS TAXES OUTSTANDING	
Streets and Drainage	371,243.84	Public Works	169,013.19	Balance January 1, 1989	1,088,163.38
Sewers and Sewage Processing		Buildings and Grounds	28,713.03	Collected in 1989	963,677.65
Garbage and Trash Disposal	550,312.50	Library and Education		Cancelled, Abated or Adjusted 1989	2,463.39
Public Buildings and Grounds	47,503.01	Conservation		Transfers to Tax Title Liens or Foreclosed	71,633.10
Other Public Works		All Other		Balance December 31, 1989	50,389.24
HEALTH and WELFARE		CAPITAL DEBT AUTHORIZED, DECEMBER 31, 1989		TAX TITLE LIENS OUTSTANDING	
Health Services Except Environmental	2,729.60	ISSUED AND UNISSUED		Balance January 1, 1989	105,023.77
Welfare-Public Assistance	1,976,154.32	School	13,439,229	Transfer From Taxes	127,690.57
Hospital, Clinics, First Aid		Self-Liquidating		Redeemed in 1989	151,525.17
Animal, Insect, & Rodent Control	15,144.00	Other	2,392,125	Cancelled, Abated or Adjusted (1989)	
Other Welfare Services		Total	16,331,355	Transfers to Foreclosed Property	1,800.75
RECREATION and CONSERVATION		ISSUED AND OUTSTANDING		Balance December 31, 1989	79,388.42
Beaches and Boardwalks		School	13,436,838.02	PROPERTY ACQUIRED BY DEED OR FORECLOSURE	
Parks, Playgrounds, Shade Trees	59,901.65	Self-Liquidating		Balance January 1, 1989	359,499.25
Land Reclamation & Conservation	1,621.00	Other	2,885,340.80	Transfers From Taxes or Liens	1,800.75
Other Recreational Services	19,848.42	Total	16,322,178.82	Sale for Cash (1989)	
EDUCATION (excluding schools)		EQUALIZED VALUATION BASIS FOR NET DEBT COMPUTATION	347,795,340	Cancelled, Abated or Adjusted (1989)	
Libraries	82,949.50	REAL PROPERTY VALUATIONS		Balance December 31, 1989	361,300.00
Other Educational Services	1,500.00	Code Class # of Parcels % VAL'N ASSESSED VALUATION		CURRENT FINANCES DECEMBER 31, 1989	
STATUTORY EXPENDITURES		1 Vacant Land 1888 7.53 24,653,800.00		ASSETS	
Pensions & F. L. C. A.	313,031.83	2 Residential 4099 75.32 245,870,500.00		Cash Dec. 31, 1989	998,669.59
Employee Fringe Benefits	138,500.00	3 Farm 910 7.30 24,050,800.00		Taxes Receivable	1,283,568.46
Other Statutory Expenditures	15,000.00	4a Commercial 210 8.96 29,247,100.00		Tax Title Liens	79,388.42
CETA And Other Public Employment Programs		4b Industrial 1 .00 210,100.00		Foreclosed Property	361,300.00
MUNICIPAL FUNCTIONS TOTAL	5,672,252.30	4c Apartments 8 .74 2,419,800.00		Emergencies & Other Deferred Charges	116,415.00
CAPITAL IMPROVEMENTS *MEMO*	12,500.00	Total 7116 326,452,100.00		State and Federal Aid Receivable	
DEBT SERVICE		Land Area 56.47 Sq. Miles		Other Receivables	81,605.68
Principal Payments	334,532.40	Net Valuation Taxable-Municipal	330,947,581	Total	2,920,947.15
Interest Payments	217,734.47	Net Valuation Taxable-County	353,694,453	LIABILITIES, RESERVES, AND SURPLUS	
DEFERRED CHARGES		State Equalized Valuation	404,951,933	Cash Liabilities	494,578.45
SCHOOL, COUNTY, SPECIAL DISTRICT TAXES	2,178,403.69	State Equalization Ratio	81.52	Reserves for Receivables	1,805,862.56
RESERVE FOR UNCOLLECTED TAXES	1,204,646.13			Surplus Dec. 31, 1989	620,506.14
EXPENDITURES TOTAL	15,902,768.44			Total	2,920,947.15

1010
 Population 1980 2,294
 Population 1990 2,851
 S & P Rating
 Moody Rating

General Tax Rate Per \$100. 1.39
 State Equalized Tax Rate 1.52

FRANKLIN TOWNSHIP - HUNTERDON CO.
 Form of Government:
 Township Committee
 Number of Members on Governing Body - 3

PER CAPITA:
 Gross Debt 1,161.65
 Net Debt 333.20
 Debt Service
 Total Tax Levy 1,546.13
 Municipal Expenditures 443.93

PER CENT:
 Gross Debt 1.42
 Net Debt .47
 Tax Levy Collected 93.06
 Tax Levy Cancelled, Abated or Adjusted 1.50

EXPENDITURES		REVENUES-REALIZED		1989 PROPERTY TAX	
GENERAL GOVERNMENT		REVENUES-REALIZED		STATE EQUALIZED TAX RATE	
Governing Body & Public Boards		1989 Property Taxes Collected	4,128,107.93	Local District School Taxes	.57
Municipal Clerk		1989 Payments in Lieu of Taxes		Regional & Consolidated School Tax	.46
Financial Administration	27,550.00	Delinquent Tax & Lien Collections	349,908.35	School Taxes in Municipal Budget	
Assessment of Taxes	22,500.00	Business Personalty Replacement Taxes	53,401.64	County Taxes	.31
Collection of Taxes	15,100.00	Taxes from Public Utilities	152,970.00	County Library Taxes	.02
Planning, Housing & Development	63,848.33	Other Miscellaneous Tax Revenues		Local Municipal Purpose Taxes	.15
Human Resources	25,500.00	State Aid Revenues	15,810.65	Veteran & Senior Citizen Taxes	
Elections		Federal Aid Revenues		Total Taxes for Rate Computation	1.51
General Administration (other)	154,773.22	State and Local Fiscal Assistance Act Utilized		Special District Taxes	
JUDICIARY		Sale of Acquired Property		Bank Corp. Taxes	
Municipal Courts	13,750.94	Other Miscellaneous Revenues	269,813.51	Added and Omitted Taxes	
PUBLIC SAFETY		Total	4,969,912.13	Total Taxes Levied - ABSTRACT	4,408,010.36
Fire Protection	55,199.41	Prior Years Surplus Appropriated	275,000.00	Total Taxes Billed	4,436,095.16
Police Protection	102,231.21	REVENUES TOTAL	5,244,912.13	1989 TAXES COLLECTED	4,128,107.98
Civil Defense & Disaster Control	135.60	Reserve For Uncollected Taxes	294,334.40	1989 Taxes Cancelled, Abated or Adjusted	66,579.49
Environmental Inspection & Control	31,190.00	CAPITAL OUTLAY TOTAL	219,156.64	Transfer to Tax Title Liens or Foreclosed	2,624.32
Other Public Safety		Public Enterprises		Balance Outstanding Dec. 31, 1989	238,783.37
PUBLIC WORKS		Recreation-Culture		PRIOR YEARS TAXES OUTSTANDING	
Streets and Drainage	215,836.37	Public Works	141,184.82	Balance January 1, 1989	404,999.91
Sewers and Sewage Processing	13,400.10	Buildings and Grounds	677,971.82	Collected in 1989	349,562.04
Garbage and Trash Disposal		Library and Education		Cancelled, Abated or Adjusted 1989	4,447.91
Public Buildings and Grounds	22,260.00	Conservation		Transfers to Tax Title Liens or Foreclosed	
Other Public Works		All Other		Balance December 31, 1989	50,689.96
HEALTH and WELFARE		CAPITAL DEBT AUTHORIZED, DECEMBER 31, 1989		TAX TITLE LIENS OUTSTANDING	
Health Services Except Environmental	16,950.00	ISSUED AND UNISSUED		Balance January 1, 1989	2,468.85
Welfare-Public Assistance	900.00	School	2,219,363	Transfer From Taxes	2,841.37
Hospital, Clinics, First Aid		Self-Liquidating		Redeemed in 1989	46.31
Animal, Insect, & Rodent Control	3,200.00	Other	1,092,500	Cancelled, Abated or Adjusted (1989)	
Other Welfare Services		Total	3,311,863	Transfers to Foreclosed Property	
RECREATION and CONSERVATION		ISSUED AND OUTSTANDING		Balance December 31, 1989	11,263.91
Beaches and Boardwalks		School	193,879.84	PROPERTY ACQUIRED BY DEED OR FORECLOSURE	
Parks, Playgrounds, Shade Trees		Self-Liquidating		Balance January 1, 1989	700.00
Land Reclamation & Conservation	1,961.46	Other	1,092,500.00	Transfers From Taxes or Liens	
Other Recreational Services	6,000.00	Total	1,286,379.84	Sale for Cash (1989)	
EDUCATION (excluding schools)		EQUALIZED VALUATION BASIS FOR NET DEBT COMPUTATION	233,083,560	Cancelled, Abated or Adjusted (1989)	
Libraries		REAL PROPERTY VALUATIONS		Balance December 31, 1989	700.00
Other Educational Services		Code Class # of Parcels % VAL'N		CURRENT FINANCES DECEMBER 31, 1989	
STATUTORY EXPENDITURES				ASSETS	
Pensions & F. L. C. A.	39,572.54	1 Vacant Land 140 4.45	13,367,817.00	Cash Dec. 31, 1989	1,117,113.09
Employee Fringe Benefits	30,656.96	2 Residential 676 59.55	172,951,700.00	Taxes Receivable	289,473.33
Other Statutory Expenditures	700.00	3 Farm 649 26.72	80,296,678.00	Tax Title Liens	11,263.91
CETA And Other Public Employment Programs		4a Commercial 23 7.83	23,522,500.00	Foreclosed Property	700.00
MUNICIPAL FUNCTIONS TOTAL	935,257.14	4b Industrial 7 1.20	3,614,600.00	Emergencies & Other Deferred Charges	39,505.67
CAPITAL IMPROVEMENTS * MEMO*	30,000.00	4c Apartments 2 .25	744,300.00	State and Federal Aid Receivable	4,037.62
DEBT SERVICE		Total 1497	300,497,595.00	Other Receivables	335,403.63
Principal Payments		Land Area 23.30 Sq. Miles		Total	1,797,497.25
Interest Payments		Net Valuation Taxable-Municipal	314,922,697	LIABILITIES, RESERVES, AND SURPLUS	
DEFERRED CHARGES	36,190.80	Net Valuation Taxable-County	261,642,724	Cash Liabilities	870,318.54
SCHOOL, COUNTY, SPECIAL DISTRICT TAXES	3,919,728.55	State Equalized Valuation	289,379,439	Reserves for Receivables	636,840.87
RESERVE FOR UNCOLLECTED TAXES	294,334.40	State Equalization Ratio	109.29	Surplus Dec. 31, 1989	290,337.84
EXPENDITURES TOTAL	5,185,510.89			Total	1,797,497.25

Population 1980 31,358
 Population 1990 42,780
 S & P Rating
 Moody Rating AA

General Tax Rate Per \$100. 3.31
 State Equalized Tax Rate 1.43

FRANKLIN TOWNSHIP - SOMERSET CO.

Form of Government:

Council-Manager Plan D (OMCL 50)

Number of Members on Governing Body - 9

PER CAPITA:
 Gross Debt 491.43
 Net Debt 423.97
 Debt Service 45.20
 Total Tax Levy 1,189.71
 Municipal Expenditures 485.82

PER CENT:
 Gross Debt .79
 Net Debt .68
 Tax Levy Collected 94.32
 Tax Levy Cancelled, Abated or Adjusted .41

EXPENDITURES		REVENUES-REALIZED		1989 PROPERTY TAX	
GENERAL GOVERNMENT				STATE EQUALIZED TAX RATE	
Governing Body & Public Boards	63,300.00	1989 Property Taxes Collected	48,041,273.19	Local District School Taxes	84
Municipal Clerk	307,548.00	1989 Payments in Lieu of Taxes		Regional & Consolidated School Tax	
Financial Administration	252,725.00	Delinquent Tax & Lien Collections	1,073,199.10	School Taxes in Municipal Budget	
Assessment of Taxes	154,986.00	Business Personalty Replacement Taxes	283,130.72	County Taxes	.37
Collection of Taxes	133,140.00	Taxes from Public Utilities	3,068,958.00	County Library Taxes	
Planning, Housing & Development	716,451.00	Other Miscellaneous Tax Revenues		Local Municipal Purpose Taxes	.22
Human Resources	153,123.50	State Aid Revenues	437,464.10	Veteran & Senior Citizen Taxes	
Elections		Federal Aid Revenues		Total Taxes for Rate Computation	1.43
General Administration (other)	2,504,010.00	State and Local Fiscal Assistance Act Utilized		Special District Taxes	
JUDICIARY		Sale of Acquired Property		Bank Corp. Taxes	
Municipal Courts	221,904.70	Other Miscellaneous Revenues	3,259,332.29	Added and Omitted Taxes	
PUBLIC SAFETY		Total	56,163,307.40	Total Taxes Levied - ABSTRACT	
Fire Protection	257,540.00	Prior Years Surplus Appropriated	6,563,984.00	Total Taxes Billed	
Police Protection	3,476,197.50	REVENUES TOTAL	62,727,291.40	1989 TAXES COLLECTED	48,041,273.19
Civil Defense & Disaster Control	2,500.00	Reserve For Uncollected Taxes	2,965,437.00	1989 Taxes Cancelled, Abated or Adjusted	207,159.44
Environmental Inspection & Control	451,180.00	CAPITAL OUTLAY TOTAL	7,010,193.88	Transfer to Tax Title Liens or Foreclosed	93,994.57
Other Public Safety		Public Enterprises	468,240.78	Balance Outstanding Dec. 31, 1989	2,592,563.38
PUBLIC WORKS		Recreation-Culture	42,483.48	PRIOR YEARS TAXES OUTSTANDING	
Streets and Drainage	1,822,508.00	Public Works	474,354.51	Balance January 1, 1989	1,085,202.07
Sewers and Sewage Processing		Buildings and Grounds	6,025,115.11	Collected in 1989	1,014,916.80
Garbage and Trash Disposal		Library and Education		Cancelled, Abated or Adjusted 1989	35,428.29
Public Buildings and Grounds		Conservation		Transfers to Tax Title Liens or Foreclosed	650.86
Other Public Works	193,111.00	All Other		Balance December 31, 1989	34,206.12
HEALTH and WELFARE		CAPITAL DEBT AUTHORIZED, DECEMBER 31, 1989		TAX TITLE LIENS OUTSTANDING	
Health Services Except Environmental	215,444.80	ISSUED AND UNISSUED		Balance January 1, 1989	112,674.11
Welfare-Public Assistance	97,753.00	School		Transfer From Taxes	94,704.27
Hospital, Clinics, First Aid	76,045.00	Self-Liquidating	2,404,000	Redeemed in 1989	58,282.30
Animal, Insect, & Rodent Control	49,400.00	Other	18,619,346	Cancelled, Abated or Adjusted (1989)	
Other Welfare Services	1,500.00	Total	21,023,346	Transfers to Foreclosed Property	924.80
RECREATION and CONSERVATION		ISSUED AND OUTSTANDING		Balance December 31, 1989	148,171.28
Beaches and Boardwalks		School		PROPERTY ACQUIRED BY DEED OR FORECLOSURE	
Parks, Playgrounds, Shade Trees		Self-Liquidating	2,404,000.00	Balance January 1, 1989	277,047.20
Land Reclamation & Conservation	1,075,795.00	Other	12,639,000.00	Transfers From Taxes or Liens	
Other Recreational Services	579,004.00	Total	15,043,000.00	Sale for Cash (1989)	
EDUCATION (excluding schools)		EQUALIZED VALUATION BASIS FOR NET DEBT COMPUTATION	2,663,909,723	Cancelled, Abated or Adjusted (1989)	
Libraries	621,548.00	REAL PROPERTY VALUATIONS		Balance December 31, 1989	277,047.20
Other Educational Services		Code Class # of Parcels % VAL'N ASSESSED VALUATION		CURRENT FINANCES DECEMBER 31, 1989 ASSETS	
STATUTORY EXPENDITURES		1 Vacant Land 1214 2.20 31,452,200.00		Cash Dec. 31, 1989	10,409,629.22
Pensions & F. L. C. A.	1,341,104.00	2 Residential 12676 60.85 846,839,700.00		Taxes Receivable	2,626,769.50
Employee Fringe Benefits	1,044,164.00	3 Farm 499 1.28 17,767,300.00		Tax Title Liens	148,171.28
Other Statutory Expenditures	8,920.00	4a Commercial 375 17.38 241,947,300.00		Foreclosed Property	277,047.20
CETA And Other Public Employment Programs		4b Industrial 142 14.93 207,842,600.00		Emergencies & Other Deferred Charges	4,000.00
MUNICIPAL FUNCTIONS TOTAL	15,820,902.50	4c Apartments 21 3.30 45,859,000.00		State and Federal Aid Receivable	21,940.34
CAPITAL IMPROVEMENTS *MEMO*	100,000.00	Total 14927 1,391,708,100.00		Other Receivables	133,960.97
DEBT SERVICE		Land Area 46.90 Sq. Miles		Total	13,621,518.51
Principal Payments	909,311.99	Net Valuation Taxable-Municipal	1,404,894,783	LIABILITIES, RESERVES, AND SURPLUS	
Interest Payments	1,024,314.47	Net Valuation Taxable-County	2,973,532,081	Cash Liabilities	4,915,749.26
DEFERRED CHARGES		State Equalized Valuation	3,227,293,150	Reserves for Receivables	3,185,948.95
SCHOOL, COUNTY, SPECIAL DISTRICT TAXES	40,903,077.86	State Equalization Ratio	43.30	Surplus Dec. 31, 1989	5,519,820.30
RESERVE FOR UNCOLLECTED TAXES	2,965,437.00			Total	13,621,518.51
EXPENDITURES TOTAL	61,686,294.82				

2105
 Population 1980 2,341
 Population 1990 2,404
 S & P Rating
 Moody Rating

General Tax Rate Per \$100. 1.52
 State Equalized Tax Rate 1.34

FRANKLIN TOWNSHIP - WARREN COUNTY
 Form of Government:
 Township Committee
 Number of Members on Governing Body - 3

PER CAPITA:
 Gross Debt 12.83
 Net Debt
 Debt Service
 Total Tax Levy 1,366.63
 Municipal Expenditures 439.28
 PER CENT:
 Gross Debt .02
 Net Debt
 Tax Levy Collected 84.51
 Tax Levy Cancelled, Abated or Adjusted 2.66

EXPENDITURES	REVENUES-REALIZED	1989 PROPERTY TAX
GENERAL GOVERNMENT		STATE EQUALIZED TAX RATE
Governing Body & Public Boards		Local District School Taxes .52 881,283.00
Municipal Clerk		Regional & Consolidated School Tax .64 1,080,376.60
Financial Administration 25,921.00	1989 Property Taxes Collected 2,790,146.52	School Taxes in Municipal Budget
Assessment of Taxes 23,057.58	1989 Payments in Lieu of Taxes	County Taxes .64 1,078,692.91
Collection of Taxes 20,639.54	Delinquent Tax & Lien Collections 145,990.84	County Library Taxes .03 50,869.04
Planning, Housing & Development 77,911.97	Business Personality Replacement Taxes 67,476.00	Local Municipal Purpose Taxes
Human Resources	Taxes from Public Utilities 183,376.00	Veteran & Senior Citizen Taxes
Elections	Other Miscellaneous Tax Revenues	Total Taxes far Rate Computation 1.83 3,113,821.55
General Administration (other) 181,675.83	State Aid Revenues	Special District Taxes
JUDICIARY	Federal Aid Revenues	Bank Corp. Taxes
Municipal Courts 20,553.20	State and Local Fiscal Assistance Act Utilized	Added and Omitted Taxes 194,157.90
PUBLIC SAFETY	Sale of Acquired Property	Total Taxes Levied - ABSTRACT 3,285,379.45
Fire Protection 42,873.34	Other Miscellaneous Revenues	Total Taxes Billed 3,301,637.07
Police Protection 20,677.00	Total 450,980.37	1989 TAXES COLLECTED 2,790,146.52
Civil Defense & Disaster Control 1,556.25	Prior Years Surplus Appropriated 754,015.03	1989 Taxes Cancelled, Abated or Adjusted 37,914.33
Environmental Inspection & Control 29,939.62	REVENUES TOTAL 4,404,035.71	Transfer to Tax Title Liens or Foreclosed 12,924.72
Other Public Safety	Reserve Far Uncollected Taxes 276,000.00	Balance Outstanding Dec. 31, 1989 410,651.50
PUBLIC WORKS	CAPITAL OUTLAY TOTAL	PRIOR YEARS TAXES OUTSTANDING
Streets and Drainage 131,079.23	Public Enterprises	Balance January 1, 1989 152,723.07
Sewers and Sewage Processing	Recreation-Culture	Collected in 1989 144,743.62
Garbage and Trash Disposal 5,055.00	Public Works	Cancelled, Abated or Adjusted 1989 3.56
Public Buildings and Grounds 12,065.33	Buildings and Grounds	Transfers to Tax Title Liens or Foreclosed
Other Public Works	Library and Education	Balance December 31, 1989 7,990.89
HEALTH and WELFARE	Conservation	TAX TITLE LIENS OUTSTANDING
Health Services Except Environmental	All Other	Balance January 1, 1989 42,779.35
Welfare-Public Assistance 3,250.32	CAPITAL DEBT AUTHORIZED, DECEMBER 31, 1989	Balance December 31, 1989 12,924.72
Hospital, Clinics, First Aid 100.00	ISSUED AND UNISSUED GROSS DEBT NET DEBT	Transfer From Taxes 1,247.22
Animal, Insect, & Rodent Control 1,712.73	School 30,342	Cancelled, Abated or Adjusted (1989)
Other Welfare Services	Self-Liquidating	Transfers to Foreclosed Property
RECREATION and CONSERVATION	Other	Balance December 31, 1989 54,456.35
Beaches and Boardwalks	Total 30,342	PROPERTY ACQUIRED BY DEED OR FORECLOSURE
Parks, Playgrounds, Shade Trees	ISSUED AND OUTSTANDING	Balance January 1, 1989
Land Reclamation & Conservation 4,000.00	School 15,000.00	Transfers From Taxes or Liens
Other Recreational Services 5,000.00	Self-Liquidating	Sale far Cash (1989)
EDUCATION (excluding schools)	Other	Cancelled, Abated or Adjusted (1989)
Libraries	Total 15,000.00	Balance December 31, 1989
Other Educational Services 1,175.00	EQUALIZED VALUATION BASIS FOR NET DEBT COMPUTATION 147,975,722	CURRENT FINANCES DECEMBER 31, 1989
STATUTORY EXPENDITURES	REAL PROPERTY VALUATIONS	ASSETS
Pensions & F. L. C. A. 14,650.11	Code Class # of Parcels % VAL'N	Cash Dec. 31, 1989 3,144,332.15
Employee Fringe Benefits 14,675.35	1 Vacant Land 177 7.73 19,007,800.00	Taxes Receivable 418,632.39
Other Statutory Expenditures 500.00	2 Residential 634 55.92 117,103,000.00	Tax Title Liens 54,456.25
CETA And Other Public Employment Programs	3 Farm 484 20.69 41,923,807.00	Foreclosed Property
MUNICIPAL FUNCTIONS TOTAL 681,020.43	4a Commercial 42 3.50 17,216,636.00	Emergencies & Other Deferred Charges 10,000.00
CAPITAL IMPROVEMENTS * MEMO * 20,000.00	4b Industrial 15 5.39 10,922,400.00	State and Federal Aid Receivable
DEBT SERVICE	4c Apartments 2 .22 436,800.00	Other Receivables 3,360.67
Principal Payments	Total 1360 202,520,443.00	Total 3,630,788.06
Interest Payments	Land Area 24.10 Sq. Miles	LIABILITIES, RESERVES, AND SURPLUS
DEFERRED CHARGES 117,000.00	Net Valuation Taxable-Municipal 204,490,217	Cash Liabilities 1,961,025.34
SCHOOL, COUNTY, SPECIAL DISTRICT TAXES 3,091,221.55	Net Valuation Taxable-County 172,463,629	Reserves far Receivables 470,455.91
RESERVE FOR UNCOLLECTED TAXES 275,000.00	State Equalized Valuation 169,415,762	Surplus Dec. 31, 1989 1,193,306.81
EXPENDITURES TOTAL 4,147,241.93	State Equalization Ratio 120.94	Total 3,630,788.06

Population 1980 8,769
 Population 1990 9,873
 S & P Rating
 Moody Rating

General Tax Rate Per \$100. 1.14
 State Equalized Tax Rate .99

FRANKLIN LAKES BOROUGH - BERGEN CO.

Form of Government:

Borough Council

Number of Members on Governing Body - 6

PER CAPITA:

Gross Debt 198.01
 Net Debt 98.67
 Debt Service 70.90
 Total Tax Levy 2,262.50
 Municipal Expenditures 542.57

PER CENT:

Gross Debt .10
 Net Debt .05
 Tax Levy Collected 96.56
 Tax Levy Cancelled, Abated or Adjusted .57

EXPENDITURES	REVENUES-REALIZED	1989 PROPERTY TAX
GENERAL GOVERNMENT		STATE EQUALIZED TAX RATE
Governing Body & Public Boards	1989 Property Taxes Collected 21,626,613.33	Local District School Taxes .31 6,866,274.40
Municipal Clerk	1989 Payments in Lieu of Taxes 3,986.16	Regional & Consolidated School Tax .30 6,630,004.87
Financial Administration	Delinquent Tax & Lien Collections 413,070.90	School Taxes in Municipal Budget
Assessment of Taxes 113,032.49	Business Personalty Replacement Taxes 74,211.56	County Taxes .22 4,777,979.32
Collection of Taxes 77,820.07	Taxes from Public Utilities 1,104,209.00	County Library Taxes
Planning, Housing & Development 24,300.00	Other Miscellaneous Tax Revenues	Local Municipal Purpose Taxes .10 2,246,672.37
Human Resources 69,815.59	State Aid Revenues 60,326.08	Veteran & Senior Citizen Taxes 42,300.00
Elections 55,700.00	Federal Aid Revenues	Total Taxes for Rate Computation .93 20,563,230.96
General Administration (other) 923,253.03	State and Local Fiscal Assistance Act Utilized	Special District Taxes 1,264,200.00
JUDICIARY	Sale of Acquired Property	Bank Corp. Taxes
Municipal Courts 73,534.96	Other Miscellaneous Revenues 686,136.33	Added and Omitted Taxes 552,487.77
PUBLIC SAFETY	Total 23,968,553.36	Total Taxes Levied - ABSTRACT 22,337,618.73
Fire Protection 166,335.00	Prior Years Surplus Appropriated 807,000.00	Total Taxes Billed 22,397,538.12
Police Protection 1,163,075.61	REVENUES TOTAL 24,775,553.36	1989 TAXES COLLECTED 21,626,613.33
Civil Defense & Disaster Control	Reserve For Uncollected Taxes 568,627.03	1989 Taxes Cancelled, Abated or Adjusted 127,521.92
Environmental Inspection & Control 133,523.73	CAPITAL OUTLAY TOTAL 656,239.64	Transfer to Tax Title Liens or Foreclosed
Other Public Safety	Public Enterprises	Balance Outstanding Dec. 31, 1989 643,402.87
PUBLIC WORKS	Recreation-Culture 59,877.30	PRIOR YEARS TAXES OUTSTANDING
Streets and Drainage 500,022.87	Public Works 375,222.10	Balance January 1, 1989 464,469.96
Sewers and Sewage Processing	Buildings and Grounds 173,270.24	Collected in 1989 413,070.90
Garbage and Trash Disposal 49,005.49	Library and Education 47,870.00	Cancelled, Abated or Adjusted 1989 49,070.51
Public Buildings and Grounds 29,000.00	Conservation	Transfers to Tax Title Liens or Foreclosed 168.86
Other Public Works	All Other	Balance December 31, 1989 2,159.69
HEALTH and WELFARE	CAPITAL DEBT AUTHORIZED, DECEMBER 31, 1989	TAX TITLE LIENS OUTSTANDING
Health Services Except Environmental 58,100.00	ISSUED AND UNISSUED GROSS DEBT NET DEBT	Balance January 1, 1989
Welfare-Public Assistance 800.00	School 980,763	Transfer From Taxes 168.86
Hospital, Clinics, First Aid	Self-Liquidating	Redeemed in 1989
Animal, Insect, & Rodent Control	Other 974,160	Cancelled, Abated or Adjusted (1989)
Other Welfare Services	Total 1,954,923	Transfers to Foreclosed Property
RECREATION and CONSERVATION	ISSUED AND OUTSTANDING	Balance December 31, 1989 168.86
Beaches and Boardwalks 3,500.00	School 580,763.55	PROPERTY ACQUIRED BY DEED OR FORECLOSURE
Parks, Playgrounds, Shade Trees	Self-Liquidating	Balance January 1, 1989
Land Reclamation & Conservation 133,829.23	Other 654,010.00	Transfers From Taxes or Liens
Other Recreational Services	Total 1,234,773.55	Sale for Cash (1989)
EDUCATION (excluding schools)	EQUALIZED VALUATION BASIS	Cancelled, Abated or Adjusted (1989)
Libraries 306,400.00	FOR NET DEBT COMPUTATION 1,920,600,736	Balance December 31, 1989
Other Educational Services	REAL PROPERTY VALUATIONS	CURRENT FINANCES DECEMBER 31, 1989
STATUTORY EXPENDITURES	Code Class # of Parcels % VAL'N ASSESSED VALUATION	ASSETS
Pensions & F. L. C. A. 295,939.93	1 Vacant Land 357 5.01 95,801,200.00	Cash Dec. 31, 1989 1,291,145.91
Employee Fringe Benefits 7,000.00	2 Residential 3062 80.39 1,538,666,400.00	Taxes Receivable 645,562.56
Other Statutory Expenditures	3 Farm 30 .42 8,074,400.00	Tax Title Liens 168.86
CETA And Other Public Employment Programs	4a Commercial 48 13.40 256,486,000.00	Foreclosed Property
MUNICIPAL FUNCTIONS TOTAL 4,034,008.00	4b Industrial 15 .78 14,926,400.00	Emergencies & Other Deferred Charges 7,762.80
CAPITAL IMPROVEMENTS *MCMJ* 40,000.00	4c Apartments 3512 1,913,954,400.00	State and Federal Aid Receivable 7,830.00
DEBT SERVICE	Total 9.80 Sq. Miles	Other Receivables 1,952,470.13
Principal Payments 631,239.12	Land Area 9.80 Sq. Miles	Total
Interest Payments 63,760.88	Net Valuation Taxable-Municipal 1,916,232,487	LIABILITIES, RESERVES, AND SURPLUS
DEFERRED CHARGES 4,149.43	Net Valuation Taxable-County 2,037,770,550	Cash Liabilities 770,504.37
SCHOOL, COUNTY, SPECIAL DISTRICT TAXES 19,533,458.59	State Equalized Valuation 2,213,663,876	Reserves for Receivables 645,731.42
RESERVE FOR UNCOLLECTED TAXES 568,627.03	State Equalization Ratio 86.55	Surplus Dec. 31, 1989 536,234.34
EXPENDITURES TOTAL 24,895,243.05		Total 1,952,470.13

1907
 Population 1980 2,281
 Population 1990 2,763
 S & P Rating
 Moody Rating

General Tax Rate Per \$100. 3.31
 State Equalized Tax Rate 1.75

FREDON TOWNSHIP - SUSSEX COUNTY

Form of Government:

Township Committee

Number of Members on Governing Body - 5

PER CAPITA: Gross Debt 197.22 Net Debt 90.23 Debt Service 19.60 Total Tax Levy 1,272.15 Municipal Expenditures 329.95
 PER CENT: Gross Debt .34 Net Debt .15 Tax Levy Collected 96.06 Tax Levy Cancelled, Abated or Adjusted .10

EXPENDITURES	REVENUES-REALIZED	1989 PROPERTY TAX
GENERAL GOVERNMENT		STATE EQUALIZED TAX RATE
Governing Body & Public Boards	1989 Property Taxes Collected 3,378,886.01	Local District School Taxes .64 1,227,822.50
Municipal Clerk	1989 Payments in Lieu of Taxes	Regional & Consolidated School Tax .56 1,077,109.99
Financial Administration 25,210.00	Delinquent Tax & Lien Collections 122,407.07	School Taxes in Municipal Budget
Assessment of Taxes 13,225.00	Business Penalty Replacement Taxes 35,776.43	County Taxes .38 * 724,569.21
Collection of Taxes 15,275.00	Taxes from Public Utilities 136,750.00	County Library Taxes .02 32,962.29
Planning, Housing & Development 37,330.00	Other Miscellaneous Tax Revenues	Local Municipal Purpose Taxes .19 354,131.02
Human Resources	State Aid Revenues 9,622.05	Veteran & Senior Citizen Taxes 15,050.00
Elections	Federal Aid Revenues	Total Taxes for Rate Computation 1.73 3,431,605.01
General Administration (other) 166,500.49	State and Local Fiscal Assistance Act Utilized	Special District Taxes
JUDICIARY	Sale of Acquired Property	Bank Corp. Taxes
Municipal Courts 15,953.00	Other Miscellaneous Revenues 112,718.24	Added and Omitted Taxes 98,402.94
PUBLIC SAFETY	Total 3,776,140.45	Total Taxes Levied - ABSTRACT 3,514,957.95
Fire Protection 25,346.00	Prior Years Surplus Appropriated 300,000.00	Total Taxes Billed 3,517,315.02
Police Protection 11,900.00	REVENUES TOTAL 4,096,190.45	1989 TAXES COLLECTED 3,376,380.01
Civil Defense & Disaster Control 275.00	Reserve for Uncollected Taxes 200,000.00	1989 Taxes Cancelled, Abated or Adjusted 3,461.88
Environmental Inspection & Control 26,425.00	CAPITAL OUTLAY TOTAL 72,237.03	Transfer to Tax Title Liens or Foreclosed 1,211.46
Other Public Safety	Public Enterprises	Balance Outstanding Dec. 31, 1989 133,755.67
PUBLIC WORKS	Recreation-Culture	PRIOR YEARS TAXES OUTSTANDING
Streets and Drainage 205,352.07	Public Works 33,457.17	Balance January 1, 1989 122,407.07
Sewers and Sewage Processing 15,963.00	Buildings and Grounds 38,779.91	Collected in 1989 122,407.07
Garbage and Trash Disposal	Library and Education	Cancelled, Abated or Adjusted 1989
Public Buildings and Grounds 24,220.00	Conservation	Transfers to Tax Title Liens or Foreclosed
Other Public Works	All Other	Balance December 31, 1989
HEALTH and WELFARE	CAPITAL DEBT AUTHORIZED, DECEMBER 31, 1989	TAX TITLE LIENS OUTSTANDING
Health Services Except Environmental	ISSUED AND UNISSUED GROSS DEBT NET DEBT	Balance January 1, 1989 2,329.80
Welfare-Public Assistance 4,955.00	School 295,505	Transfer From Taxes
Hospital, Clinics, First Aid	Self-Liquidating 249,313	Redeemed in 1989
Animal, Insect, & Rodent Control	Other 544,913	Cancelled, Abated or Adjusted (1989)
Other Welfare Services	Total 544,913	Transfers to Foreclosed Property
RECREATION and CONSERVATION	ISSUED AND OUTSTANDING	Balance December 31, 1989 3,541.26
Beaches and Boardwalks	School 262,770.22	PROPERTY ACQUIRED BY DEED OR FORECLOSURE
Parks, Playgrounds, Shade Trees	Self-Liquidating 16,000.00	Balance January 1, 1989 4,400.00
Land Reclamation & Conservation	Other 278,770.22	Transfers From Taxes or Liens
Other Recreational Services 2,200.00	Total 278,770.22	Sale for Cash (1989)
EDUCATION (excluding schools)	EQUALIZED VALUATION BASIS FOR NET DEBT COMPUTATION 161,511,353	Cancelled, Abated or Adjusted (1989)
Libraries	REAL PROPERTY VALUATIONS	Balance December 31, 1989 4,400.00
Other Educational Services	Code Class # of Parcels % VAL'N ASSESSED VALUATION	CURRENT FINANCES DECEMBER 31, 1989
STATUTORY EXPENDITURES	1 Vacant Land 212 5.32 5,479,100.00	ASSETS
Pensions & F. I. C. A. 23,527.44	2 Residential 747 73.92 76,131,490.00	Cash Dec. 31, 1989 510,117.55
Employee Fringe Benefits	3 Farm 300 15.24 15,697,850.00	Taxes Receivable 133,755.67
Other Statutory Expenditures 3,100.00	4a Commercial 24 2.81 2,897,300.00	Tax Title Liens 3,541.26
CETA And Other Public Employment Programs	4b Industrial 5 2.70 2,780,700.00	Foreclosed Property 4,400.00
MUNICIPAL FUNCTIONS TOTAL 632,312.09	4c Apartments	Emergencies & Other Deferred Charges 30,500.00
CAPITAL IMPROVEMENTS *MEMO* 50,000.00	Total 1288 102,936,440.00	State and Federal Aid Receivable 8,312.60
DEBT SERVICE	Land Area 18.00 Sq. Miles	Other Receivables 48,114.55
Principal Payments 50,700.00	Net Valuation Taxable-Municipal 103,290,395	Total 738,741.63
Interest Payments 3,451.80	Net Valuation Taxable-County 178,135,309	LIABILITIES, RESERVES, AND SURPLUS
DEFERRED CHARGES 25,200.00	State Equalized Valuation 191,373,417	Cash Liabilities 130,766.25
SCHOOL, COUNTY, SPECIAL DISTRICT TAXES 3,062,423.99	State Equalization Ratio 53.90	Reserves for Receivables 189,811.48
RESERVE FOR UNCOLLECTED TAXES 200,000.00		Surplus Dec. 31, 1989 418,163.90
EXPENDITURES TOTAL 3,974,087.88		Total 738,741.63

*Includes County Health Service Taxes, County Vocational School Taxes, or County Open Space Tax. See Table 13.

1315
 Population 1980 10,020
 Population 1990 10,742
 S & P Rating
 Moody Rating A

General Tax Rate Per \$100. 4.52
 State Equalized Tax Rate 1.93

FREEHOLD BOROUGH - MONMOUTH CO.
 Form of Government:
Borough Council
 Number of Members on Governing Body - 6

PER CAPITA: Gross Debt 892.39 Gross Debt 2.21
 Net Debt 350.82 Net Debt .87
 Debt Service 39.47 Tax Levy Collected 96.74
 Total Tax Levy 901.11 Tax Levy Cancelled, Abated
 Municipal Expenditures 511.71 or Adjusted

EXPENDITURES	REVENUES-REALIZED	1989 PROPERTY TAX	
GENERAL GOVERNMENT		STATE EQUALIZED TAX RATE	
Governing Body & Public Boards 100.00	1989 Property Taxes Collected 9,365,053.38	Local District School Taxes .48	2,539,562.25
Municipal Clerk 30,665.00	1989 Payments in Lieu of Taxes 53,141.00	Regional & Consolidated School Tax .32	1,688,086.95
Financial Administration 24,085.00	Delinquent Tax & Lien Collections 290,939.99	School Taxes in Municipal Budget	
Assessment of Taxes 24,085.00	Business Personalty Replacement Taxes 187,867.72	County Taxes .37	1,934,565.24
Collection of Taxes 3,052.60	Taxes from Public Utilities 534,330.00	County Library Taxes	
Planning, Housing & Development 24,875.00	Other Miscellaneous Tax Revenues	Local Municipal Purpose Taxes .66	3,467,604.31
Human Resources 10,000.00	State Aid Revenues 128,946.66	Veteran & Senior Citizen Taxes	70,950.00
Elections 2,500.00	Federal Aid Revenues	Total Taxes for Rate Computation 1.83	9,700,768.75
General Administration (other) 607,855.00	State and Local Fiscal Assistance Act Utilized	Special District Taxes	
JUDICIARY	Sale of Acquired Property	Bank Corp. Taxes	
Municipal Courts 117,080.03	Other Miscellaneous Revenues 673,772.88	Added and Omitted Taxes	49,853.69
PUBLIC SAFETY	Total 11,239,051.63	Total Taxes Levied - ABSTRACT	9,679,672.44
Fire Protection 96,352.37	Prior Years Surplus Appropriated 500,000.00	Total Taxes Billed	9,680,789.75
Police Protection 1,276,263.81	REVENUES TOTAL 11,739,051.63	1989 TAXES COLLECTED	9,365,053.38
Civil Defense & Disaster Control 2,629.00	Reserve For Uncollected Taxes 335,476.97	1989 Taxes Cancelled, Abated or Adjusted	76.81
Environmental Inspection & Control 85,771.00	CAPITAL OUTLAY TOTAL 1,146,097.29	Transfer to Tax Title Liens or Foreclosed	42,421.09
Other Public Safety	Public Enterprises 120,900.62	Balance Outstanding Dec. 31, 1989	273,238.47
PUBLIC WORKS	Recreation-Culture	PRIOR YEARS TAXES OUTSTANDING	
Streets and Drainage 574,665.00	Public Works 611,260.27	Balance January 1, 1989	275,231.60
Sewers and Sewage Processing 43,800.00	Buildings and Grounds 413,936.40	Collected in 1989	263,886.95
Garbage and Trash Disposal 714,200.00	Library and Education	Cancelled, Abated or Adjusted 1989	
Public Buildings and Grounds 203,974.00	Conservation	Transfers to Tax Title Liens or Foreclosed	9,772.35
Other Public Works	All Other	Balance December 31, 1989	1,572.30
HEALTH and WELFARE	CAPITAL DEBT AUTHORIZED, DECEMBER 31, 1989	TAX TITLE LIENS OUTSTANDING	
Health Services Except Environmental	ISSUED AND UNISSUED	Balance January 1, 1989	98,548.50
Welfare-Public Assistance 45,930.00	School 2,751,626	Transfer From Taxes	53,497.14
Hospital, Clinics, First Aid	Self-Liquidating 2,516,977	Redeemed in 1989	27,053.04
Animal, Insect, & Rodent Control	Other 4,317,500	Cancelled, Abated or Adjusted (1989)	
Other Welfare Services	Total 9,586,103	Transfers to Foreclosed Property	
RECREATION and CONSERVATION	ISSUED AND OUTSTANDING	Balance December 31, 1989	124,992.60
Beaches and Boardwalks 42,700.00	School 2,751,626.41	PROPERTY ACQUIRED BY DEED OR FORECLOSURE	
Parks, Playgrounds, Shade Trees	Self-Liquidating 1,671,000.00	Balance January 1, 1989	15,200.00
Land Reclamation & Conservation	Other 3,695,000.00	Transfers From Taxes or Liens	
Other Recreational Services 21,678.00	Total 8,117,626.41	Sale for Cash (1989)	
EDUCATION (excluding schools)	EQUALIZED VALUATION BASIS	Cancelled, Abated or Adjusted (1989)	
Libraries 106,637.00	FOR NET DEBT COMPUTATION 434,022,238	Balance December 31, 1989	15,200.00
Other Educational Services	REAL PROPERTY VALUATIONS	CURRENT FINANCES DECEMBER 31, 1989	
STATUTORY EXPENDITURES	Code Class # of Parcels % VAL'N	ASSETS	
Pensions & F. L. C. A. 315,950.72	1 Vacant Land 178 1.20	Cash Dec. 31, 1989	2,222,192.04
Employee Fringe Benefits 212,500.00	2 Residential 2959 73.69	Taxes Receivable	274,810.77
Other Statutory Expenditures 100.00	3 Farm	Tax Title Liens	124,992.60
CETA And Other Public Employment Programs	4a Commercial 221 17.06	Foreclosed Property	15,200.00
MUNICIPAL FUNCTIONS TOTAL 4,657,042.93	4b Industrial 6 5.55	Emergencies & Other Deferred Charges	115,900.00
CAPITAL IMPROVEMENTS *MEMO* 50,000.00	4c Apartments 9 2.49	State and Federal Aid Receivable	
DEBT SERVICE	Total 3373	Other Receivables	3,408.47
Principal Payments 192,500.00	Land Area 1.90 Sq. Miles	LIABILITIES, RESERVES, AND SURPLUS	
Interest Payments 231,475.80	Net Valuation Taxable-Municipal 213,168,117	Cash Liabilities	1,312,071.01
DEFERRED CHARGES 30,300.00	Net Valuation Taxable-County 461,519,491	Reserves for Receivables	418,411.84
SCHOOL, COUNTY, SPECIAL DISTRICT TAXES 6,162,214.44	State Equalized Valuation 512,145,517	Surplus Dec. 31, 1989	1,026,021.03
RESERVE FOR UNCOLLECTED TAXES 385,476.97	State Equalization Ratio 40.47	Total	2,756,503.88
EXPENDITURES TOTAL 11,659,010.14			

*Includes County Health Service Taxes, County Vocational School Taxes, or County Open Space Tax. See Table 13.

Population 1980 19,202
 Population 1990 24,710
 S & P Rating A
 Moody Rating A1

General Tax Rate Per \$100. 3.63
 State Equalized Tax Rate 1.63

FREEHOLD TOWNSHIP - MONMOUTH CO.

Form of Government:
 Township Committee

Number of Members on Governing Body - 5

PER CAPITA: Gross Debt 1,576.42 PER CENT: Gross Debt 2.57
 Net Debt 567.94 Net Debt .92
 Debt Service 51.37 Tax Levy Collected 98.20
 Total Tax Levy 1,201.66 Tax Levy Cancelled, Abated
 Municipal Expenditures 520.84 or Adjusted

EXPENDITURES		REVENUES-REALIZED		1989 PROPERTY TAX	
GENERAL GOVERNMENT		REVENUES		STATE EQUALIZED TAX RATE	
Governing Body & Public Boards	67,400.00	1989 Property Taxes Collected	29,157,949.90	Local District School Taxes	.67 11,457,247.75
Municipal Clerk	110,200.00	1989 Payments in Lieu of Taxes		Regional & Consolidated School Tax	.40 6,806,617.91
Financial Administration	81,000.00	Delinquent Tax & Lien Collections	339,603.07	School Taxes in Municipal Budget	
Assessment of Taxes	131,000.00	Business Personalty Replacement Taxes	240,291.36	County Taxes	.40 6,334,700.43
Collection of Taxes	153,800.00	Taxes from Public Utilities	7,819,409.00	County Library Taxes	.01 219,352.80
Planning, Housing & Development	221,500.00	Other Miscellaneous Tax Revenues		Local Municipal Purpose Taxes	.16 2,762,401.07
Human Resources	99,031.00	State Aid Revenues	145,828.16	Veteran & Senior Citizen Taxes	
Elections	7,300.00	Federal Aid Revenues		Total Taxes for Rate Computation	1.64 28,182,919.96
General Administration (other)	1,544,100.00	State and Local Fiscal Assistance Act Utilized		Special District Taxes	
JUDICIARY		Sale of Acquired Property		Bank Corp. Taxes	
Municipal Courts	150,253.21	Other Miscellaneous Revenues	2,896,721.64	Added and Omitted Taxes	834,980.50
PUBLIC SAFETY		Total	36,649,802.13	Total Taxes Levied - ABSTRACT	29,692,975.46
Fire Protection	249,354.00	Prior Years Surplus Appropriated	3,700,000.00	Total Taxes Billed	29,692,975.46
Police Protection	2,102,924.00	REVENUES TOTAL	40,349,802.13	1989 TAXES COLLECTED	29,157,949.90
Civil Defense & Disaster Control	15,500.00	Reserve For Uncollected Taxes	1,492,804.00	1989 Taxes Cancelled, Abated or Adjusted	
Environmental Inspection & Control	352,500.00	CAPITAL OUTLAY TOTAL	3,175,321.38	Transfer to Tax Title Liens or Foreclosed	
Other Public Safety		Public Enterprises	1,387,626.70	Balance Outstanding Dec. 31, 1989	535,025.56
PUBLIC WORKS		Recreation-Culture		PRIOR YEARS TAXES OUTSTANDING	
Streets and Drainage	1,434,024.00	Public Works	1,717,960.42	Balance January 1, 1989	395,760.56
Sewers and Sewage Processing		Buildings and Grounds	69,734.26	Collected in 1989	389,603.07
Garbage and Trash Disposal	200,000.00	Library and Education		Cancelled, Abated or Adjusted 1989	
Public Buildings and Grounds	500,000.00	Conservation		Transfers to Tax Title Liens or Foreclosed	
Other Public Works		All Other		Balance December 31, 1989	6,157.49
HEALTH and WELFARE		CAPITAL DEBT AUTHORIZED, DECEMBER 31, 1989		TAX TITLE LIENS OUTSTANDING	
Health Services Except Environmental	237,950.00	ISSUED AND UNISSUED		Balance January 1, 1989	321,961.87
Welfare-Public Assistance	19,500.00	School	3,629,587	Transfer From Taxes	
Hospital, Clinics, First Aid	30,000.00	Self-Liquidating	16,099,550	Redeemed in 1989	
Animal, Insect, & Rodent Control		Other	14,224,092	Cancelled, Abated or Adjusted (1989)	
Other Welfare Services		Total	39,953,230	Transfers to Foreclosed Property	
RECREATION and CONSERVATION		ISSUED AND OUTSTANDING		Balance December 31, 1989	321,961.87
Beaches and Boardwalks		School	3,629,587.54	PROPERTY ACQUIRED BY DEED OR FORECLOSURE	
Parks, Playgrounds, Shade Trees	121,000.00	Self-Liquidating	13,441,424.00	Balance January 1, 1989	140,000.00
Land Reclamation & Conservation	242,500.00	Other	11,955,976.00	Transfers From Taxes or Liens	
Other Recreational Services	564,800.00	Total	33,926,987.54	Sale for Cash (1989)	
EDUCATION (excluding schools)		EQUALIZED VALUATION BASIS		Cancelled, Abated or Adjusted (1989)	
Libraries		FOR NET DEBT COMPUTATION	1,517,413,419	Balance December 31, 1989	140,000.00
Other Educational Services	500.00	REAL PROPERTY VALUATIONS		CURRENT FINANCES DECEMBER 31, 1989	
STATUTORY EXPENDITURES		Code Class # of Parcels % VAL'N ASSESSED VALUATION		ASSETS	
Pensions & F. L. C. A.	905,700.00	1 Vacant Land 1436 4.09 30,174,800.00		Cash Dec. 31, 1989	19,929,318.47
Employee Fringe Benefits	459,200.00	2 Residential 6996 74.60 550,460,450.00		Taxes Receivable	541,183.05
Other Statutory Expenditures	1,000.00	3 Farm 420 1.37 10,073,400.00		Tax Title Liens	321,961.37
CETA And Other Public Employment Programs		4a Commercial 255 13.05 96,275,650.00		Foreclosed Property	140,000.00
MUNICIPAL FUNCTIONS		4b Industrial 9 6.58 42,551,800.00		Emergencies & Other Deferred Charges	275,000.00
CAPITAL IMPROVEMENTS	10,032,646.21	4c Apartments 1 .31 2,312,600.00		State and Federal Aid Receivable	9,166.48
DEBT SERVICE		Total 9117 737,949,700.00		Other Receivables	60,307.72
Principal Payments	562,059.00	Land Area 37.00 Sq. Miles		Total	21,277,937.59
Interest Payments	707,309.09	Net Valuation Taxable-Municipal	772,925,511	LIABILITIES, RESERVES, AND SURPLUS	
DEFERRED CHARGES		Net Valuation Taxable-County	1,631,602,253	Cash Liabilities	17,027,707.56
SCHOOL, COUNTY, SPECIAL DISTRICT TAXES	26,095,543.89	State Equalized Valuation	1,675,469,652	Reserves for Receivables	1,053,952.64
RESERVE FOR UNCOLLECTED TAXES	1,492,804.00	State Equalization Ratio	44.93	Surplus Dec. 31, 1989	3,186,277.39
EXPENDITURES TOTAL	38,985,481.19			Total	21,277,937.59

*Includes County Health Service Taxes, County Vacational School Taxes, or County Open Space Tax. See Table 13.

2106
 Population 1980 1,435
 Population 1990 1,779
 S & P Rating
 Moody Rating

General Tax Rate Per \$100. 1.93
 State Equalized Tax Rate 1.92

FRELINGHUYSEN TWP. - WARREN COUNTY
 Form of Government:
 Township Committee
 Number of Members on Governing Body - 3

PER CAPITA:
 Gross Debt 512.74
 Net Debt 38.67
 Debt Service
 Total Tax Levy 1,431.04
 Municipal Expenditures 382.49
 PER CENT:
 Gross Debt .82
 Net Debt .06
 Tax Levy Collected 87.75
 Tax Levy Cancelled, Abated or Adjusted .98

EXPENDITURES		REVENUES-REALIZED		1989 PROPERTY TAX	
GENERAL GOVERNMENT		1989 Property Taxes Collected		STATE EQUALIZED TAX RATE	
Governing Body & Public Boards		1989 Payments in Lieu of Taxes	2,241,432.13	Local District School Taxes	.61 778,935.00
Municipal Clerk		Delinquent Tax & Lien Collections	289,081.81	Regional & Consolidated School Tax	.58 740,304.68
Financial Administration	13,300.00	Business Personalty Replacement Taxes	32,251.28	School Taxes in Municipal Budget	
Assessment of Taxes	14,650.00	Taxes from Public Utilities	110,095.00	County Taxes	.59 760,440.57
Collection of Taxes	16,850.00	Other Miscellaneous Tax Revenues		County Library Taxes	.03 35,909.96
Planning, Housing & Development	17,300.00	State Aid Revenues	6,947.06	Local Municipal Purpose Taxes	.11 137,830.39
Human Resaources		Federal Aid Revenues		Veteran & Senior Citizen Taxes	11,950.00
Elections		State and Local Fiscal Assistance Act Utilized		Total Taxes for Rate Computation	1.92 2,465,370.60
General Administration (other)	79,860.00	Sale of Acquired Property		Special District Taxes	
JUDICIARY		Other Miscellaneous Revenues	97,124.22	Bank Corp. Taxes	
Municipal Courts		Total	2,776,931.50	Added and Omitted Taxes	92,391.68
PUBLIC SAFETY		Prior Years Surplus Appropriated	225,000.00	Total Taxes Levied - ABSTRACT	2,545,812.28
Fire Protection	9,954.87	REVENUES TOTAL	3,001,931.50	Total Taxes Billed	2,554,213.02
Police Protection	3,000.00	Reserve For Uncollected Taxes	286,465.39	1989 TAXES COLLECTED	2,241,432.13
Civil Defense & Disaster Control	350.00	CAPITAL OUTLAY TOTAL	143,423.31	1989 Taxes Cancelled, Abated or Adjusted	25,027.62
Environmental Inspection & Control	15,460.00	Public Enterprises		Transfer to Tax Title Liens or Foreclosed	15,672.57
Other Public Safety		Recreation-Culture		Balance Outstanding Dec. 31, 1989	272,080.70
PUBLIC WORKS		Public Works	143,423.31	PRIOR YEARS TAXES OUTSTANDING	
Streets and Drainage	139,930.00	Buildings and Grounds		Balance January 1, 1989	345,632.89
Sewers and Sewage Processing	1,200.00	Library and Education		Collected in 1989	274,789.92
Garbage and Trash Disposal	15,000.00	Conservation		Cancelled, Abated or Adjusted 1989	
Public Buildings and Grounds	12,000.00	All Other		Transfers to Tax Title Liens or Foreclosed	
Other Public Works		CAPITAL DEBT AUTHORIZED, DECEMBER 31, 1989		Balance December 31, 1989	70,842.97
HEALTH and WELFARE		ISSUED AND UNISSUED		TAX TITLE LIENS OUTSTANDING	
Health Services Except Environmental	3,335.00	School	843,361	Balance January 1, 1989	53,415.56
Welfare-Public Assistance	1,425.00	Self-Liquidating		Transfer From Taxes	15,672.57
Hospital, Clinics, First Aid		Other	68,800	Redeemed in 1989	14,291.89
Animal, Insect, & Rodent Control	1,175.00	Total	912,161	Cancelled, Abated or Adjusted (1989)	
Other Welfare Services		ISSUED AND OUTSTANDING		Transfers to Foreclosed Property	
RECREATION and CONSERVATION		School		Balance December 31, 1989	54,796.24
Beaches and Boardwalks		Self-Liquidating		PROPERTY ACQUIRED BY DEED OR	
Parks, Playgrounds, Shade Trees		Other		FORECLOSURE	
Land Reclamation & Conservation	2,750.00	Total		Balance January 1, 1989	
Other Recreational Services	2,900.00	EQUALIZED VALUATION BASIS		Transfers From Taxes or Liens	
EDUCATION (excluding schools)		FOR NET DEBT COMPUTATION	110,823,595	Sale for Cash (1989)	
Libraries		REAL PROPERTY VALUATIONS		Cancelled, Abated or Adjusted (1989)	
Other Educational Services	300.00	Code Class # of Parcels % VAL'N		Balance December 31, 1989	
STATUTORY EXPENDITURES				CURRENT FINANCES DECEMBER 31, 1989	
Pensions & F. I. C. A.	11,770.00			ASSETS	
Employee Fringe Benefits	2,000.00			Cash Dec. 31, 1989	627,201.38
Other Statutory Expenditures	600.00			Taxes Receivable	342,923.67
CETA And Other Public Employment Programs				Tax Title Liens	54,796.24
MUNICIPAL FUNCTIONS TOTAL	370,530.87			Foreclosed Property	
CAPITAL IMPROVEMENTS * 1989 *	19,000.00			Emergencies & Other Deferred Charges	40,329.90
DEBT SERVICE				State and Federal Aid Receivable	1,121.62
Principal Payments				Other Receivables	159,747.13
Interest Payments				Total	1,226,119.94
DEFERRED CHARGES	23,336.00			LIABILITIES, RESERVES, AND SURPLUS	
SCHOOL, COUNTY, SPECIAL DISTRICT TAXES	2,315,570.21			Cash Liabilities	141,618.22
RESERVE FOR UNCOLLECTED TAXES	286,465.39			Reserves for Receivables	557,467.04
EXPENDITURES TOTAL	2,996,032.47			Surplus Dec. 31, 1989	527,034.68
				Total	1,226,119.94

Population 1980 1,573
 Population 1990 1,523
 S & P Rating
 Moody Rating

General Tax Rate Per \$100. 3.79
 State Equalized Tax Rate 1.79

FRENCHTOWN BORO. - HUNTERDON CO.
 Form of Government:
Borough Council
 Number of Members on Governing Body - 6

PER CAPITA:
 Gross Debt 425.25
 Net Debt 20.03
 Debt Service
 Total Tax Levy 1,003.30
 Municipal Expenditures 441.02

PER CENT:
 Gross Debt 9.8
 Net Debt .04
 Tax Levy Collected 94.14
 Tax Levy Cancelled, Abated or Adjusted

EXPENDITURES		REVENUES-REALIZED		1989 PROPERTY TAX	
GENERAL GOVERNMENT		REVENUES-REALIZED		STATE EQUALIZED TAX RATE	
Governing Body & Public Boards		1989 Property Taxes Collected	1,445,533.10	Local District School Taxes	.75 640,568.00
Municipal Clerk		1989 Payments in Lieu of Taxes		Regional & Consolidated School Tax	.33 283,671.06
Financial Administration	13,643.75	Delinquent Tax & Lien Collections	100,512.36	School Taxes in Municipal Budget	
Assessment of Taxes	5,272.00	Business Personalty Replacement Taxes	45,749.72	County Taxes	.52 269,811.73
Collection of Taxes	5,333.75	Taxes from Public Utilities	50,577.00	County Library Taxes	.02 17,655.02
Planning, Housing & Development	7,500.00	Other Miscellaneous Tax Revenues		Local Municipal Purpose Taxes	.37 320,541.43
Human Resources	24,547.00	State Aid Revenues	28,851.62	Veteran & Senior Citizen Taxes	
Elections	300.00	Federal Aid Revenues		Total Taxes for Rate Computation	1.79 1,545,197.24
General Administration (other)	51,913.25	State and Local Fiscal Assistance Act Utilized		Special District Taxes	
JUDICIARY		Sale of Acquired Property		Bank Corp. Taxes	
Municipal Courts	20,340.00	Other Miscellaneous Revenues	120,527.39	Added and Omitted Taxes	792.25
PUBLIC SAFETY		Total	1,791,750.19	Total Taxes Levied - ABSTRACT	1,533,039.49
Fire Protection	23,758.35	Prior Years Surplus Appropriated	75,000.00	Total Taxes Billed	1,535,532.70
Police Protection	97,008.00	REVENUES TOTAL	1,866,750.19	1989 TAXES COLLECTED	1,445,533.10
Civil Defense & Disaster Control	100.00	Reserve For Uncollected Taxes	113,477.66	1989 Taxes Cancelled, Abated or Adjusted	
Environmental Inspection & Control	6,078.50	CAPITAL OUTLAY TOTAL	95,599.57	Transfer to Tax Title Liens or Foreclosed	1,258.74
Other Public Safety		Public Enterprises	91,910.22	Balance Outstanding Dec. 31, 1989	83,740.86
PUBLIC WORKS		Recreation-Culture		PRIOR YEARS TAXES OUTSTANDING	
Streets and Drainage	69,646.00	Public Works		Balance January 1, 1989	100,069.12
Sewers and Sewage Processing		Buildings and Grounds	3,639.35	Collected in 1989	87,116.70
Garbage and Trash Disposal	122,115.00	Library and Education		Cancelled, Abated or Adjusted 1989	
Public Buildings and Grounds	11,373.00	Conservation		Transfers to Tax Title Liens or Foreclosed	4,200.32
Other Public Works		All Other		Balance December 31, 1989	8,745.60
HEALTH and WELFARE		CAPITAL DEBT AUTHORIZED, DECEMBER 31, 1989		TAX TITLE LIENS OUTSTANDING	
Health Services Except Environmental	901.25	ISSUED AND UNISSUED		Balance January 1, 1989	10,687.68
Welfare-Public Assistance	1,204.00	School	112,833	Transfer From Taxes	6,286.79
Hospital, Clinics, First Aid		Self-Liquidating	506,358	Redeemed in 1989	13,395.66
Animal, Insect, & Radent Control		Other	30,610	Cancelled, Abated or Adjusted (1989)	
Other Welfare Services		Total	649,803	Transfers to Foreclosed Property	
RECREATION and CONSERVATION		ISSUED AND OUTSTANDING		Balance December 31, 1989	3,578.31
Beaches and Boardwalks		School	112,833.85	PROPERTY ACQUIRED BY DEED OR FORECLOSURE	
Parks, Playgrounds, Shade Trees	5,259.00	Self-Liquidating	199,000.00	Balance January 1, 1989	
Land Reclamation & Conservation	2,500.00	Other		Transfers From Taxes or Liens	
Other Recreational Services	2,800.00	Total	311,833.85	Sale for Cash (1989)	
EDUCATION (excluding schools)		EQUALIZED VALUATION BASIS FOR NET DEBT COMPUTATION	73,906,787	Cancelled, Abated or Adjusted (1989)	
Libraries	6,465.00	REAL PROPERTY VALUATIONS		Balance December 31, 1989	
Other Educational Services		Code Class # of Parcels % VAL'N		CURRENT FINANCES DECEMBER 31, 1989	
STATUTORY EXPENDITURES				ASSETS	
Pensions & F. L. C. A.	26,800.00	1 Vacant Land 63 1.32		Cash Dec. 31, 1989	595,925.26
Employee Fringe Benefits	16,915.00	2 Residential 405 71.76		Taxes Receivable	97,486.46
Other Statutory Expenditures	400.00	3 Farm 5 .23		Tax Title Liens	3,578.31
CETA And Other Public Employment Programs		4a Commercial 52 15.67		Foreclosed Property	
MUNICIPAL FUNCTIONS TOTAL	557,804.85	4b Industrial 7 4.32		Emergencies & Other Deferred Charges	
CAPITAL IMPROVEMENTS *MEMO*	1,000.00	4c Apartments 10 5.70		State and Federal Aid Receivable	
DEBT SERVICE		Total 542		Other Receivables	1,868.75
Principal Payments		Land Area 1.10 Sq. Miles		Total	698,859.28
Interest Payments		Net Valuation Taxable-Municipal	40,580,640	LIABILITIES, RESERVES, AND SURPLUS	
DEFERRED CHARGES	2,600.00	Net Valuation Taxable-County	77,898,924	Cash Liabilities	460,991.11
SCHOOL, COUNTY, SPECIAL DISTRICT TAXES	1,211,705.81	State Equalized Valuation	85,432,189	Reserves for Receivables	102,934.02
RESERVE FOR UNCOLLECTED TAXES	113,477.66	State Equalization Ratio	67.62	Surplus Dec. 31, 1989	134,934.15
EXPENDITURES TOTAL	1,885,538.32			Total	698,859.28

0111
 Population 1980 12,175
 Population 1990 23,330
 S & P Rating
 Moody Rating AAA

General Tax Rate Per \$100. 2.45
 State Equalized Tax Rate 1.91

GALLOWAY TOWNSHIP - ATLANTIC CO.
 Form of Government:
Council-Manager Plan E (OMCL 50)
 Number of Members on Governing Body - 5

PER CAPITA:
 Gross Debt 1,760.20
 Net Debt 378.56
 Debt Service 27.22
 Total Tax Levy 777.62
 Municipal Expenditures 347.31

PER CENT:
 Gross Debt 5.63
 Net Debt 1.21
 Tax Levy Collected 92.05
 Tax Levy Cancelled, Abated or Adjusted

EXPENDITURES	REVENUES-REALIZED	1989 PROPERTY TAX
GENERAL GOVERNMENT		STATE EQUALIZED TAX RATE
Governing Body & Public Boards 43,607.00	1989 Property Taxes Collected 16,699,356.08	Local District School Taxes .69 6,183,542.45
Municipal Clerk 79,932.00	1989 Payments in Lieu of Taxes	Regional & Consolidated School Tax .50 4,532,200.97
Financial Administration 107,404.00	Delinquent Tax & Lien Collections 1,203,568.59	School Taxes in Municipal Budget
Assessment of Taxes 109,105.00	Business Personalty Replacement Taxes 114,459.00	County Taxes .46 * 4,106,863.95
Collection of Taxes 79,478.00	Taxes from Public Utilities 1,458,508.00	County Library Taxes .03 268,994.03
Planning, Housing & Development 103,726.00	Other Miscellaneous Tax Revenues	Local Municipal Purpose Taxes .23 2,057,506.00
Human Resources 252,761.56	State Aid Revenues 474,068.75	Veteran & Senior Citizen Taxes 128,850.00
Elections 7,600.00	Federal Aid Revenues	Total Taxes far Rate Computation 1.91 17,277,957.40
General Administration (other) 663,465.00	State and Local Fiscal Assistance Act Utilized	Special District Taxes
JUDICIARY	Sale of Acquired Property	Bank Corp. Taxes
Municipal Courts 134,729.00	Other Miscellaneous Revenues	Added and Omitted Taxes 992,742.77
PUBLIC SAFETY	Total 2,326,524.70	Total Taxes Levied - ABSTRACT 18,141,850.17
Fire Protection 160,496.00	Prior Years Surplus Appropriated 1,679,817.00	Total Taxes Billed 18,141,850.17
Police Protection 1,768,959.28	REVENUES TOTAL 23,956,302.12	1989 TAXES COLLECTED 16,699,356.08
Civil Defense & Disaster Control 4,500.00	Reserve For Uncollected Taxes 1,491,859.00	1989 Taxes Cancelled, Abated or Adjusted
Environmental Inspection & Control 310,505.00	CAPITAL OUTLAY TOTAL 2,809,025.86	Transfer to Tax Title Liens or Foreclosed 58,126.10
Other Public Safety	Public Enterprises 1,304,825.93	Balance Outstanding Dec. 31, 1989 1,384,367.99
PUBLIC WORKS	Recreation-Culture	PRIOR YEARS TAXES OUTSTANDING
Streets and Drainage 554,113.00	Public Works 107,644.48	Balance January 1, 1989 1,213,324.19
Sewers and Sewage Processing 18,419.00	Buildings and Grounds 1,396,555.45	Collected in 1989 1,161,843.25
Garbage and Trash Disposal 427,753.00	Library and Education	Cancelled, Abated or Adjusted 1989
Public Buildings and Grounds 130,001.00	Conservation	Transfers to Tax Title Liens or Foreclosed 57,361.28
Other Public Works	All Other	Balance December 31, 1989 -5,880.34
HEALTH and WELFARE	CAPITAL DEBT AUTHORIZED, DECEMBER 31, 1989	TAX TITLE LIENS OUTSTANDING
Health Services Except Environmental	ISSUED AND UNISSUED GROSS DEBT NET DEBT	Balance January 1, 1989 104,542.71
Welfare-Public Assistance 45,131.00	School 27,760,111 1,843,219	Transfer From Taxes 118,287.36
Hospital, Clinics, First Aid 1,000.00	Self-Liquidating 6,021,000	Redeemed in 1989 41,725.36
Animal, Insect, & Rodent Control 24,125.00	Other 7,284,350 6,983,690	Cancelled, Abated or Adjusted (1989)
Other Welfare Services	Total 41,065,462 8,831,909	Transfers to Foreclosed Property
RECREATION and CONSERVATION	ISSUED AND OUTSTANDING	Balance December 31, 1989 181,104.73
Beaches and Boardwalks	School 10,960,111.90	PROPERTY ACQUIRED BY DEED OR FORECLOSURE
Parks, Playgrounds, Shade Trees	Self-Liquidating 6,021,000.00	Balance January 1, 1989 1,482,591.24
Land Reclamation & Conservation 2,920.00	Other 6,294,000.00	Transfers From Taxes or Liens
Other Recreational Services 73,625.00	Total 23,275,111.90	Sale for Cash (1989) 87,413.00
EDUCATION (excluding schools)	EQUALIZED VALUATION BASIS FOR NET DEBT COMPUTATION 728,959,355	Cancelled, Abated or Adjusted (1989)
Libraries	REAL PROPERTY VALUATIONS	Balance December 31, 1989 1,395,178.24
Other Educational Services 14,500.00	Code Class # of Parcels % VAL'N ASSESSED VALUATION	CURRENT FINANCES DECEMBER 31, 1989
STATUTORY EXPENDITURES	1 Vacant Land 5580 10.58 72,927,300.00	ASSETS
Pensions & F. I. C. A. 471,670.00	2 Residential 7714 75.35 519,444,200.00	Cash Dec. 31, 1989 5,754,581.29
Employee Fringe Benefits 336,922.00	3 Farm 295 1.26 8,698,200.00	Taxes Receivable 1,378,487.65
Other Statutory Expenditures 3,500.00	4a Commercial 249 11.43 78,771,500.00	Tax Title Liens 181,104.73
CETA And Other Public Employment Programs	4b Industrial 2 1.39 9,553,900.00	Foreclosed Property 1,395,178.24
MUNICIPAL FUNCTIONS TOTAL 5,933,996.84	4c Apartments	Emergencies & Other Deferred Charges
CAPITAL IMPROVEMENTS *MEMO* 185,187.00	Total 13840 689,395,100.00	State and Federal Aid Receivable
DEBT SERVICE	Land Area 91.75 Sq. Miles	Other Receivables 73,903.64
Principal Payments 325,000.00	Net Valuation Taxable-Municipal 699,831,996	Total 8,783,255.55
Interest Payments 309,961.11	Net Valuation Taxable-County 826,590,685	LIABILITIES, RESERVES, AND SURPLUS
DEFERRED CHARGES 42,000.00	State Equalized Valuation 895,638,617	Cash Liabilities
SCHOOL, COUNTY, SPECIAL DISTRICT TAXES 15,091,601.40	State Equalization Ratio 77.88	Reserves for Receivables 3,028,674.26
RESERVE FOR UNCOLLECTED TAXES 1,491,859.00		Surplus Dec. 31, 1989 3,058,714.40
EXPENDITURES TOTAL 23,194,418.35		Total 8,783,255.55

0221

Population 1980 26,803
 Population 1990 26,727
 S & P Rating
 Moody Rating

General Tax Rate Per \$100. 1.56
 State Equalized Tax Rate 1.69

GARFIELD CITY - BERGEN COUNTY
 Form of Government:
Council-Manager (1923)
 Number of Members on Governing Body - 5

PER CAPITA: PER CENT:
 Gross Debt 440.38 Gross Debt .99
 Net Debt 292.65 Net Debt .66
 Debt Service 36.36 Tax Levy Collected 96.70
 Total Tax Levy 849.69 Tax Levy Cancelled, Abated
 Municipal Expenditures 671.54 or Adjusted .62

EXPENDITURES		REVENUES-REALIZED		1989 PROPERTY TAX		
GENERAL GOVERNMENT				STATE EQUALIZED TAX RATE 1.69		
Governing Body & Public Boards	69,500.00	1989 Property Taxes Collected	21,981,460.53	Local District School Taxes	12,356,429.00	
Municipal Clerk	86,500.00	1989 Payments in Lieu of Taxes		Regional & Consolidated School Tax		
Financial Administration	112,000.00	Delinquent Tax & Lien Collections	348,580.09	School Taxes in Municipal Budget		
Assessment of Taxes	70,000.00	Business Personality Replacement Taxes	479,102.94	County Taxes	2,920,933.65	
Collection of Taxes	77,250.00	Taxes from Public Utilities	1,009,546.00	County Library Taxes		
Planning, Housing & Development	27,300.00	Other Miscellaneous Tax Revenues		Local Municipal Purpose Taxes	7,402,614.91	
Human Resources	283,453.48	State Aid Revenues	790,549.29	Veteran & Senior Citizen Taxes	395,000.00	
Elections	10,000.00	Federal Aid Revenues		Total Taxes for Rate Computation	23,075,027.56	
General Administration (other)	1,022,250.00	State and Local Fiscal Assistance Act Utilized		Special District Taxes		
JUDICIARY		Sale of Acquired Property		Bank Corp. Taxes		
Municipal Courts	163,000.00	Other Miscellaneous Revenues	7,770,431.99	Added and Omitted Taxes	29,769.57	
PUBLIC SAFETY		Total	32,379,670.79	Total Taxes Levied - ABSTRACT	22,709,797.13	
Fire Protection	227,146.23	Prior Years Surplus Appropriated	830,000.00	Total Taxes Billed	22,730,872.24	
Police Protection	2,247,130.82	REVENUES TOTAL	33,209,670.79	1989 TAXES COLLECTED	21,981,460.53	
Civil Defense & Disaster Control	500.00	Reserve For Uncollected Taxes	736,151.32	1989 Taxes Cancelled, Abated or Adjusted	140,181.54	
Environmental Inspection & Control	93,537.00	CAPITAL OUTLAY TOTAL 1,596,960.03		Transfer to Tax Title Liens or Foreclosed		
Other Public Safety		Public Enterprises	530,272.60	Balance Outstanding Dec. 31, 1989	609,230.12	
PUBLIC WORKS		Recreation-Culture	181,079.43	PRIOR YEARS TAXES OUTSTANDING		
Streets and Drainage	633,350.34	Public Works	805,955.00	Balance January 1, 1989	455,981.93	
Sewers and Sewage Processing	6,941,000.00	Buildings and Grounds	79,653.00	Collected in 1989	34,530.09	
Garbage and Trash Disposal	2,165,000.00	Library and Education		Cancelled, Abated or Adjusted 1989		
Public Buildings and Grounds	119,437.00	Conservation		Transfers to Tax Title Liens or Foreclosed		
Other Public Works		All Other		Balance December 31, 1989	107,401.34	
HEALTH and WELFARE		CAPITAL DEBT AUTHORIZED, DECEMBER 31, 1989		TAX TITLE LIENS OUTSTANDING		
Health Services Except Environmental	149,572.00	ISSUED AND UNISSUED		Balance January 1, 1989	67,519.31	
Welfare-Public Assistance	42,400.00	School		Transfer From Taxes		
Hospital, Clinics, First Aid		Self-Liquidating	2,190,229	Redeemed in 1989		
Animal, Insect, & Radent Control		Other	9,579,519	Cancelled, Abated or Adjusted (1989)	67,352.68	
Other Welfare Services		Total	11,770,103	Transfers to Foreclosed Property		
RECREATION and CONSERVATION		ISSUED AND OUTSTANDING		Balance December 31, 1989	166.43	
Beaches and Boardwalks		School		PROPERTY ACQUIRED BY DEED OR FORECLOSURE		
Parks, Playgrounds, Shade Trees	279,000.00	Self-Liquidating	570,000.00	Balance January 1, 1989	124,270.00	
Land Reclamation & Conservation	119,560.00	Other	5,000,000.00	Transfers From Taxes or Liens		
Other Recreational Services	5,300.00	Total	5,570,000.00	Sale for Cash (1989)		
EDUCATION (excluding schools)		EQUALIZED VALUATION BASIS FOR NET DEBT COMPUTATION 1,191,307,653		Cancelled, Abated or Adjusted (1989)		
Libraries	405,000.00	REAL PROPERTY VALUATIONS		Balance December 31, 1989	124,270.00	
Other Educational Services		Code	Class	# of Parcels	% VAL'N	ASSESSED VALUATION
STATUTORY EXPENDITURES		1	Vacant Land	193	1.16	16,380,100.00
Pensions & F. L. C. A.	744,074.43	2	Residential	5360	73.39	1,066,117,300.00
Employee Fringe Benefits	7,500.00	3	Farm			
Other Statutory Expenditures	15,000.00	4a	Commercial	456	11.64	169,051,200.00
CETA And Other Public Employment Programs		4b	Industrial	89	9.49	137,253,200.00
MUNICIPAL FUNCTIONS TOTAL 16,111,221.95		4c	Apartments	121	4.32	62,760,600.00
CAPITAL IMPROVEMENTS * MEMO* 75,000.00		Total		6224		1,452,670,500.00
DEBT SERVICE		Land Area 2.10 Sq. Miles		Net Valuation Taxable-Municipal 1,455,196,339		
Principal Payments	637,000.00	Net Valuation Taxable-County 1,239,759,515		State Equalized Valuation 1,343,408,754		
Interest Payments	337,741.95	State Equalization Ratio 109.53				
DEFERRED CHARGES				LIABILITIES, RESERVES, AND SURPLUS		
SCHOOL, COUNTY, SPECIAL DISTRICT TAXES	15,277,412.55			Cash Liabilities	1,527,199.34	
RESERVE FOR UNCOLLECTED TAXES	765,151.32			Reserves for Receivables	910,066.71	
EXPENDITURES TOTAL 33,225,704.03				Surplus Dec. 31, 1989	1,320,346.01	
				Total	3,756,112.06	

2006
 Population 1980 4,752
 Population 1990 4,227
 S & P Rating
 Moody Rating A

General Tax Rate Per \$100. 3.31
 State Equalized Tax Rate 1.97

GARWOOD BOROUGH - UNION COUNTY

Form of Government:

Borough Council

Number of Members on Governing Body - 6

PER CAPITA:
 Gross Debt 342.94
 Net Debt 232.72
 Debt Service 39.02
 Total Tax Levy 1,418.43
 Municipal Expenditures 824.98

PER CENT:
 Gross Debt .55
 Net Debt .37
 Tax Levy Collected 98.56
 Tax Levy Cancelled, Abated or Adjusted .05

EXPENDITURES		REVENUES-REALIZED		1989 PROPERTY TAX	
GENERAL GOVERNMENT		REVENUES-REALIZED		STATE EQUALIZED TAX RATE	
Governing Body & Public Boards		1989 Property Taxes Collected	5,909,075.55	Local District School Taxes	.52 1,573,475.00
Municipal Clerk		1989 Payments in Lieu of Taxes		Regional & Consolidated School Tax	.33 998,741.85
Financial Administration	16,500.00	Delinquent Tax & Lien Collections	71,867.82	School Taxes in Municipal Budget	
Assessment of Taxes	27,400.00	Business Personalty Replacement Taxes	232,744.12	County Taxes	.35 1,078,941.64
Collection of Taxes	31,676.00	Taxes from Public Utilities	283,843.00	County Library Taxes	
Planning, Housing & Development	17,500.00	Other Miscellaneous Tax Revenues		Local Municipal Purpose Taxes	.76 2,327,040.01
Human Resources	31,041.96	State Aid Revenues	57,682.25	Veteran & Senior Citizen Taxes	71,300.00
Elections	1,300.00	Federal Aid Revenues		Total Taxes for Rate Computation	1.96 6,049,498.50
General Administration (other)	332,339.12	State and Local Fiscal Assistance Act Utilized		Special District Taxes	
JUDICIARY		Sale of Acquired Property		Bank Corp. Taxes	
Municipal Courts	40,000.00	Other Miscellaneous Revenues	374,371.81	Added and Omitted Taxes	17,511.30
PUBLIC SAFETY		Total	6,929,584.55	Total Taxes Levied - ABSTRACT	5,995,709.80
Fire Protection	92,194.63	Prior Years Surplus Appropriated	410,000.00	Total Taxes Billed	5,995,709.80
Police Protection	756,498.00	REVENUES TOTAL	7,339,584.55	1989 TAXES COLLECTED	5,909,075.55
Civil Defense & Disaster Control	1,500.00	Reserve For Uncollected Taxes	244,000.00	1989 Taxes Cancelled, Abated or Adjusted	3,069.58
Environmental Inspection & Control	29,144.00	CAPITAL OUTLAY TOTAL	220,684.66	Transfer to Tax Title Liens or Foreclosed	7,030.44
Other Public Safety		PUBLIC ENTERPRISES		Balance Outstanding Dec. 31, 1989	76,534.23
PUBLIC WORKS		Public Enterprises		PRIOR YEARS TAXES OUTSTANDING	
Streets and Drainage	340,540.00	Recreation-Culture		Balance January 1, 1989	80,303.78
Sewers and Sewage Processing	427,500.00	Public Works	220,684.66	Collected in 1989	71,867.82
Garbage and Trash Disposal	385,000.00	Buildings and Grounds		Cancelled, Abated or Adjusted 1989	347.08
Public Buildings and Grounds	50,000.00	Library and Education		Transfers to Tax Title Liens or Foreclosed	3,710.70
Other Public Works		Conservation		Balance December 31, 1989	4,378.18
HEALTH and WELFARE		All Other		TAX TITLE LIENS OUTSTANDING	
Health Services Except Environmental	44,036.00	CAPITAL DEBT AUTHORIZED, DECEMBER 31, 1989		Balance January 1, 1989	9,202.65
Welfare-Public Assistance	16,100.00	ISSUED AND UNISSUED		Transfer From Taxes	11,655.14
Hospital, Clinics, First Aid		School	465,933	Redeemed in 1989	
Animal, Insect, & Rodent Control	2,200.00	Self-Liquidating		Cancelled, Abated or Adjusted (1989)	
Other Welfare Services		Other	983,725	Transfers to Foreclosed Property	
RECREATION and CONSERVATION		Total	1,449,628	Balance December 31, 1989	20,857.79
Beaches and Boardwalks		ISSUED AND OUTSTANDING		PROPERTY ACQUIRED BY DEED OR FORECLOSURE	
Parks, Playgrounds, Shode Trees	6,600.00	School	465,903.28	Balance January 1, 1989	24,604.00
Land Reclamation & Conservation		Self-Liquidating		Transfers From Taxes or Liens	
Other Recreational Services	20,500.00	Other	870,000.00	Sale for Cash (1989)	
EDUCATION (excluding schools)		Total	1,335,903.28	Cancelled, Abated or Adjusted (1989)	
Libraries	45,895.00	EQUALIZED VALUATION BASIS		Balance December 31, 1989	24,604.00
Other Educational Services		FOR NET DEBT COMPUTATION	264,120,361	CURRENT FINANCES DECEMBER 31, 1989	
STATUTORY EXPENDITURES		REAL PROPERTY VALUATIONS		ASSETS	
Pensions & F. L. C. A.	139,476.00	Code Class # of Parcels % VAL'N ASSESSED VALUATION		Cash Dec. 31, 1989	1,530,458.90
Employee Fringe Benefits	159,300.00	1 Vacant Land 45 .37 1,577,500.00		Taxes Receivable	80,912.41
Other Statutory Expenditures		2 Residential 1243 57.75 122,303,100.00		Tax Title Liens	20,857.79
MUNICIPAL FUNCTIONS TOTAL	3,063,259.71	3 Farm 120 20.46 36,926,800.00		Foreclosed Property	24,604.00
CAPITAL IMPROVEMENTS		4a Commercial 36 9.53 17,206,200.00		Emergencies & Other Deferred Charges	13,000.00
DEBT SERVICE		4b Industrial 2 1.33 2,500,000.00		State and Federal Aid Receivable	
Principal Payments	65,000.00	4c Apartments 2 1.33 2,500,000.00		Other Receivables	6,448.95
Interest Payments	77,952.50	Total 1452 180,513,600.00		Total	1,676,282.05
DEFERRED CHARGES	15,000.00	Land Area .70 Sq. Miles		LIABILITIES, RESERVES, AND SURPLUS	
SCHOOL, COUNTY, SPECIAL DISTRICT TAXES	3,651,158.49	Net Valuation Taxable-Municipal	180,813,721	Cash Liabilities	778,645.18
RESERVE FOR UNCOLLECTED TAXES	244,000.00	Net Valuation Taxable-County	269,059,107	Reserves for Receivables	132,823.15
EXPENDITURES TOTAL	7,138,309.70	State Equalized Valuation	304,246,240	Surplus Dec. 31, 1989	764,813.72
		State Equalization Ratio	59.39	Total	1,676,282.05

0413

Population 1980 2,510
 Population 1990 2,333
 S & P Rating
 Moody Rating BAA

General Tax Rate Per \$100. 3.15
 State Equalized Tax Rate 2.42

GIBBSBORO BOROUGH - CAMDEN COUNTY

Form of Government:

Borough Council

Number of Members on Governing Body - 6

PER CAPITA: Gross Debt 3,205.07 PER CENT: Gross Debt 7.54
 Net Debt 435.19 Net Debt 1.00
 Debt Service 24.96 Tax Levy Collected 97.63
 Total Tax Levy 1,199.27 Tax Levy Cancelled, Abated or Adjusted .36
 Municipal Expenditures 438.94

EXPENDITURES		REVENUES-REALIZED		1989 PROPERTY TAX	
GENERAL GOVERNMENT				STATE EQUALIZED TAX RATE → .66	
Governing Body & Public Boards		1989 Property Taxes Collected	2,792,301.77	Local District School Taxes	.66 757,246.50
Municipal Clerk		1989 Payments in Lieu of Taxes		Regional & Consolidated School Tax	.40 467,779.29
Financial Administration	34,211.00	Delinquent Tax & Lien Collections	47,629.26	School Taxes in Municipal Budget	
Assessment of Taxes	7,650.00	Business Personalty Replacement Taxes	53,586.51	County Taxes	.94 1,033,116.95
Collection of Taxes	16,690.50	Taxes from Public Utilities	199,975.00	County Library Taxes	.02 28,603.27
Planning, Housing & Development	15,513.00	Other Miscellaneous Tax Revenues		Local Municipal Purpose Taxes	.40 457,600.00
Human Resources	32,200.00	State Aid Revenues	31,833.19	Veteran & Senior Citizen Taxes	25,650.00
Elections	3,177.00	Federal Aid Revenues		Total Taxes for Rate Computation	2.42 2,319,996.00
General Administration (other)	174,033.14	State and Local Fiscal Assistance Act Utilized		Special District Taxes	
JUDICIARY		Sale of Acquired Property		Bank Corp. Taxes	
Municipal Courts	30,007.78	Other Miscellaneous Revenues	160,646.60	Added and Omitted Taxes	63,520.40
PUBLIC SAFETY		Total	3,290,972.33	Total Taxes Levied - ABSTRACT	2,857,866.40
Fire Protection	15,078.04	Prior Years Surplus Appropriated	439,200.00	Total Taxes Billed	2,860,101.80
Police Protection	102,421.54	REVENUES TOTAL	3,730,172.33	1989 TAXES COLLECTED	2,792,301.77
Civil Defense & Disaster Control	1,053.00	Reserve For Uncollected Taxes	125,982.96	1989 Taxes Cancelled, Abated or Adjusted	10,319.92
Environmental Inspection & Control	23,092.00	CAPITAL OUTLAY TOTAL	533,783.54	Transfer to Tax Title Liens or Foreclosed	462.61
Other Public Safety		Public Enterprises	99,753.20	Balance Outstanding Dec. 31, 1989	57,117.50
PUBLIC WORKS		Recreation-Culture	19,603.35	PRIOR YEARS TAXES OUTSTANDING	
Streets and Drainage	32,000.00	Public Works	439,981.87	Balance January 1, 1989	43,144.35
Sewers and Sewage Processing	3,000.00	Buildings and Grounds	24,385.12	Collected in 1989	47,629.26
Garbage and Trash Disposal	150,000.00	Library and Education		Cancelled, Abated or Adjusted 1989	114.40
Public Buildings and Grounds	37,000.00	Conservation		Transfers to Tax Title Liens or Foreclosed	400.69
Other Public Works	75,400.00	All Other		Balance December 31, 1989	
HEALTH and WELFARE		CAPITAL DEBT AUTHORIZED, DECEMBER 31, 1989		TAX TITLE LIENS OUTSTANDING	
Health Services Except Environmental	650.00	ISSUED AND UNISSUED		Balance January 1, 1989	765.19
Welfare-Public Assistance	3,601.00	School	1,553,551	Transfer From Taxes	910.01
Hospital, Clinics, First Aid		Self-Liquidating	5,000,000	Redeemed in 1989	
Animal, Insect, & Radent Control	100.00	Other	1,227,100	Cancelled, Abated or Adjusted (1989)	
Other Welfare Services		Total	7,780,651	Transfers to Foreclosed Property	
RECREATION and CONSERVATION		ISSUED AND OUTSTANDING		Balance December 31, 1989	1,675.20
Beaches and Boardwalks		School	1,533,551.97	PROPERTY ACQUIRED BY DEED OR FORECLOSURE	
Parks, Playgrounds, Shade Trees		Self-Liquidating	3,000,000.00	Balance January 1, 1989	65,706.00
Land Reclamation & Conservation	604.00	Other	1,037,100.00	Transfers From Taxes or Liens	
Other Recreational Services	33,443.30	Total	5,570,651.97	Sale for Cash (1989)	
EDUCATION (excluding schools)		EQUALIZED VALUATION BASIS FOR NET DEBT COMPUTATION	103,228,443	Cancelled, Abated or Adjusted (1989)	
Libraries	2,851.00	REAL PROPERTY VALUATIONS		Balance December 31, 1989	65,706.00
Other Educational Services	5,000.00	Code Class # of Parcels % VAL'N ASSESSED VALUATION		CURRENT FINANCES DECEMBER 31, 1989	
STATUTORY EXPENDITURES		1 Vacant Land 184 8.10 7,101,300.00		ASSETS	
Pensions & F. L. C. A.	32,596.13	2 Residential 705 58.33 51,170,800.00		Cash Dec. 31, 1989	685,632.65
Employee Fringe Benefits		3 Farm 4 .18 154,500.00		Taxes Receivable	57,117.50
Other Statutory Expenditures	2,966.49	4a Commercial 60 13.33 11,695,700.00		Tax Title Liens	1,675.20
CETA And Other Public Employment Programs		4b Industrial 11 19.92 17,473,500.00		Foreclosed Property	65,706.00
MUNICIPAL FUNCTIONS TOTAL	845,455.42	4c Apartments 1 .14 124,700.00		Emergencies & Other Deferred Charges	18,312.05
CAPITAL IMPROVEMENTS *MEMO*	113,000.00	Total 965 76.93 87,720,500.00		State and Federal Aid Receivable	
DEBT SERVICE		Land Area 2.16 Sq. Miles		Other Receivables	49,709.43
Principal Payments	12,400.00	Net Valuation Taxable-Municipal	88,859,141	Total	878,152.83
Interest Payments	47,123.74	Net Valuation Taxable-County	109,046,640	LIABILITIES, RESERVES, AND SURPLUS	
DEFERRED CHARGES	15,040.02	State Equalized Valuation	115,165,029	Cash Liabilities	268,269.99
SCHOOL, COUNTY, SPECIAL DISTRICT TAXES	2,336,746.00	State Equalization Ratio	76.93	Reserves for Receivables	174,208.13
RESERVE FOR UNCOLLECTED TAXES	125,982.96			Surplus Dec. 31, 1989	435,674.71
EXPENDITURES TOTAL	3,382,748.14			Total	878,152.83

Population 1980 14,574
 Population 1990 15,614
 S & P Rating
 Moody Rating A

General Tax Rate Per \$100. 4.44
 State Equalized Tax Rate 2.60

GLASSBORO BOROUGH - GLOUCESTER CO.

Form of Government:

Borough Council

Number of Members on Governing Body - 6

PER CAPITA:

Gross Debt 255.38
 Net Debt 125.44
 Debt Service 18.67
 Total Tax Levy 633.93
 Municipal Expenditures 472.07

PER CENT:

Gross Debt 1.39
 Net Debt .68
 Tax Levy Collected 91.61
 Tax Levy Cancelled, Abated or Adjusted

EXPENDITURES		REVENUES-REALIZED		1989 PROPERTY TAX	
GENERAL GOVERNMENT		REVENUES-REALIZED		STATE EQUALIZED TAX RATE	
Governing Body & Public Boards	33,727.00	1989 Property Taxes Collected	9,067,984.32	Local District Schaal Taxes	1.10 3,875,814.50
Municipal Clerk	50,114.00	1989 Payments in Lieu of Taxes		Regional & Cansolidated Schaal Tax	
Financial Administration	35,100.00	Delinquent Tax & Lien Collections	522,759.02	Schaal Taxes in Municipal Budget	
Assessment of Taxes	267,100.00	Business Personalty Replacement Taxes	245,854.92	County Taxes	.69 2,427,576.16
Collection of Taxes	32,800.00	Taxes from Public Utilities	1,129,761.00	County Library Taxes	.02 68,692.17
Planning, Hausing & Development	42,795.00	Other Miscellaneous Tax Revenues		Local Municipal Purpose Taxes	.79 2,785,000.00
Human Resources	160,004.68	State Aid Revenues	728,947.56	Veteran & Senior Citizen Taxes	105,600.00
Elections	5,700.00	Federal Aid Revenues		Total Taxes for Rate Computation	2.60 9,262,682.83
General Administration (other)	505,100.00	State and Local Fiscal Assistance Act Utilized		Special District Taxes	
JUDICIARY		Sale of Acquired Property		Bank Corp. Taxes	
Municipal Courts	85,193.50	Other Miscellaneous Revenues	1,091,548.01	Added and Omitted Taxes	741,133.06
PUBLIC SAFETY		Total	12,735,854.83	Total Taxes Levied - ABSTRACT	9,898,215.89
Fire Protection	145,513.86	Prior Years Surplus Appropriated	843,413.97	Total Taxes Billed	9,898,215.89
Palice Protection	1,753,194.39	REVENUES TOTAL	13,630,268.80	1989 TAXES COLLECTED	9,067,984.32
Civil Defense & Disaster Control	7,200.00	Reserve For Uncollected Taxes	641,900.00	1989 Taxes Cancelled, Abated or Adjusted	
Environmental Inspection & Control	120,496.00	CAPITAL OUTLAY TOTAL	264,572.04	Transfer to Tax Title Liens or Foreclosed	32,250.51
Other Public Safety		Public Enterprises		Balance Outstanding Dec. 31, 1989	797,981.06
PUBLIC WORKS		Recreation-Culture		PRIOR YEARS TAXES OUTSTANDING	
Streets and Drainage	938,990.08	Public Works	75,287.78	Balance January 1, 1989	900,861.74
Sewers and Sewage Processing		Buildings and Grounds	289,284.26	Collected in 1989	511,133.15
Garbage and Trash Disposal	647,800.00	Library and Education		Cancelled, Abated or Adjusted 1989	309,821.25
Public Buildings and Grounds	111,143.00	Conservation		Transfers to Tax Title Liens or Foreclosed	33,180.33
Other Public Works	112,647.04	All Other		Balance December 31, 1989	46,727.01
HEALTH and WELFARE		CAPITAL DEBT AUTHORIZED, DECEMBER 31, 1989		TAX TITLE LIENS OUTSTANDING	
Health Services Except Environmental	80,000.00	ISSUED AND UNISSUED		Balance January 1, 1989	20,848.36
Welfare-Public Assistance	38,200.00	Schaal	302,000	Transfer From Taxes	70,188.54
Hospital, Clinics, First Aid		Self-Liquidating	1,727,000	Redeemed in 1989	11,625.87
Animal, Insect, & Rodent Control	3,257.00	Other	1,958,575	Cancelled, Abated or Adjusted (1989)	7,805.44
Other Welfare Services		Total	3,987,575	Transfers to Foreclosed Property	
RECREATION and CONSERVATION		ISSUED AND OUTSTANDING		Balance December 31, 1989	71,605.59
Beaches and Baardwalks		Schaal	302,000.00	PROPERTY ACQUIRED BY DEED OR FORECLOSURE	
Parks, Playgrounds, Shade Trees	175,925.00	Self-Liquidating	330,000.00	Balance January 1, 1989	1,014,236.60
Land Reclamation & Conservation	4,937.20	Other	1,958,575.11	Transfers From Taxes or Liens	7,805.44
Other Recreational Services	61,575.00	Total	2,590,575.11	Sale for Cash (1989)	168,244.70
EDUCATION (excluding schools)		EQUALIZED VALUATION BASIS FOR NET DEBT COMPUTATION		Cancelled, Abated or Adjusted (1989)	
Libraries	101,000.00	REAL PROPERTY VALUATIONS		Balance December 31, 1989	853,797.34
Other Educational Services		Code Class # of Parcels % VAL'N ASSESSED VALUATION		CURRENT FINANCES DECEMBER 31, 1989	
STATUTORY EXPENDITURES		1 Vacant Land 1489 4.76 9,419,000.00		ASSETS	
Pensions & F. L. C. A.	417,394.00	2 Residential 2953 59.11 116,983,000.00		Cash Dec. 31, 1989	1,927,095.35
Employee Fringe Benefits	433,000.00	3 Farm 94 1.29 2,557,700.00		Taxes Receivable	844,708.07
Other Statutory Expenditures	10,000.00	4a Commercial 246 23.04 45,599,000.00		Tax Title Liens	71,605.59
CETA And Other Public Employment Programs		4b Industrial 15 4.10 8,108,900.00		Foreclosed Property	853,797.34
MUNICIPAL FUNCTIONS TOTAL	6,386,456.75	4c Apartments 30 7.70 15,232,700.00		Emergencies & Other Deferred Charges	290,367.46
CAPITAL IMPROVEMENTS * MEMO *	25,000.00	Total 4827 197,900,300.00		State and Federal Aid Receivable	103,364.39
DEBT SERVICE		Land Area 9.37 Sq. Miles		Other Receivables	8,155.43
Principal Payments	187,989.54	Net Valuation Taxable-Municipal	206,615,708	Total	4,099,093.63
Interest Payments	103,579.72	Net Valuation Taxable-County	316,826,985	LIABILITIES, RESERVES, AND SURPLUS	
DEFERRED CHARGES	50,985.48	State Equalized Valuation	346,717,628	Cash Liabilities	1,438,725.97
SCHOOL, COUNTY, SPECIAL DISTRICT TAXES	6,372,082.83	State Equalization Ratio	58.55	Reserves for Receivables	1,778,266.43
RESERVE FOR UNCOLLECTED TAXES	641,900.00			Surplus Dec. 31, 1989	882,101.23
EXPENDITURES TOTAL	13,743,014.32			Total	4,099,093.63

Population 1980 834
 Population 1990 1,665
 S & P Rating
 Moody Rating

General Tax Rate Per \$100. 1.74
 State Equalized Tax Rate 1.92

GLEN GARDNER BORO. - HUNTERDON CO.

Form of Government:

Borough Council

Number of Members on Governing Body - 6

PER CAPITA: PER CENT:
 Gross Debt 1,188.14 Gross Debt 2.75
 Net Debt 637.24 Net Debt 1.48
 Debt Service Tax Levy Collected 92.69
 Total Tax Levy 1,064.71 Tax Levy Cancelled, Abated
 Municipal Expenditures 430.65 or Adjusted .54

EXPENDITURES		REVENUES-REALIZED		1989 PROPERTY TAX	
GENERAL GOVERNMENT		1989 Property Taxes Collected		STATE EQUALIZED TAX RATE	
Governing Body & Public Boards			1,651,767.10	Local District School Taxes	.88 818,083.00
Municipal Clerk		1989 Payments in Lieu of Taxes	11,124.00	Regional & Consolidated School Tax	.34 316,848.79
Financial Administration	12,644.33	Delinquent Tax & Lien Collections	59,141.72	School Taxes in Municipal Budget	
Assessment of Taxes	6,500.00	Business Personalty Replacement Taxes	6,239.92	County Taxes	.23 261,571.78
Collection of Taxes	10,000.00	Taxes from Public Utilities	53,213.00	County Library Taxes	.02 17,207.03
Planning, Housing & Development	31,000.00	Other Miscellaneous Tax Revenues		Local Municipal Purpose Taxes	.38 354,000.00
Human Resources		State Aid Revenues	7,479.31	Veteran & Senior Citizen Taxes	
Elections		Federal Aid Revenues		Total Taxes for Rate Computation	1.90 1,774,510.60
General Administration (other)	144,633.90	State and Local Fiscal Assistance Act Utilized		Special District Taxes	
JUDICIARY		Sale of Acquired Property		Bank Corp. Taxes	
Municipal Courts	17,620.00	Other Miscellaneous Revenues	132,285.13	Added and Omitted Taxes	5,033.82
PUBLIC SAFETY		Total	1,921,250.18	Total Taxes Levied - ABSTRACT	1,772,744.42
Fire Protection	15,002.40	Prior Years Surplus Appropriated	199,000.00	Total Taxes Billed	1,782,091.88
Police Protection	13,000.00	REVENUES TOTAL	2,120,250.18	1989 TAXES COLLECTED	1,651,767.10
Civil Defense & Disaster Control	100.00	Reserve For Uncollected Taxes	132,186.07	1989 Taxes Cancelled, Abated or Adjusted	9,593.49
Environmental Inspection & Control		CAPITAL OUTLAY TOTAL	437,495.68	Transfer to Tax Title Liens or Foreclosed	15,651.30
Other Public Safety		Public Enterprises	32,644.13	Balance Outstanding Dec. 31, 1989	105,069.99
PUBLIC WORKS		Recreation-Culture		PRIOR YEARS TAXES OUTSTANDING	
Streets and Drainage	71,934.00	Public Works	211,044.30	Balance January 1, 1989	68,224.58
Sewers and Sewage Processing	174,000.00	Buildings and Grounds	193,809.25	Collected in 1989	59,141.72
Garbage and Trash Disposal		Library and Education		Cancelled, Abated or Adjusted 1989	71.42
Public Buildings and Grounds	15,000.00	Conservation		Transfers to Tax Title Liens or Foreclosed	7,691.71
Other Public Works		All Other		Balance December 31, 1989	1,319.73
HEALTH and WELFARE		CAPITAL DEBT AUTHORIZED, DECEMBER 31, 1989		TAX TITLE LIENS OUTSTANDING	
Health Services Except Environmental	3,000.00	ISSUED AND UNISSUED		Balance January 1, 1989	17,904.35
Welfare-Public Assistance	4,775.00	School	59,157	Transfer From Taxes	24,286.81
Hospital, Clinics, First Aid		Self-Liquidating	843,047	Redeemed in 1989	
Animal, Insect, & Rodent Control		Other	1,061,000	Cancelled, Abated or Adjusted (1989)	
Other Welfare Services		Total	1,974,260	Transfers to Foreclosed Property	
RECREATION and CONSERVATION		ISSUED AND OUTSTANDING		Balance December 31, 1989	42,191.16
Beaches and Boardwalks		School	28,939.60	PROPERTY ACQUIRED BY DEED OR FORECLOSURE	
Parks, Playgrounds, Shade Trees	6,000.00	Self-Liquidating	495,831.77	Balance January 1, 1989	25,150.00
Land Reclamation & Conservation	2,750.00	Other	1,061,000.00	Transfers From Taxes or Liens	
Other Recreational Services		Total	1,585,771.37	Sale for Cash (1989)	
EDUCATION (excluding schools)		EQUALIZED VALUATION BASIS FOR NET DEBT COMPUTATION	71,350,840	Cancelled, Abated or Adjusted (1989)	
Libraries		REAL PROPERTY VALUATIONS		Balance December 31, 1989	25,150.00
Other Educational Services		Code Class # of Parcels % VAL'N ASSESSED VALUATION		CURRENT FINANCES DECEMBER 31, 1989	
STATUTORY EXPENDITURES		1 Vacant Land 56 3.45 3,503,400.00		ASSETS	
Pensions & F. L. C. A.	7,400.00	2 Residential 661 32.39 90,391,013.00		Cash Dec. 31, 1989	632,355.04
Employee Fringe Benefits		3 Farm 29 2.14 2,172,065.00		Taxes Receivable	106,389.72
Other Statutory Expenditures	500.00	4a Commercial 20 4.32 4,393,600.00		Tax Title Liens	42,191.16
CETA And Other Public Employment Programs		4b Industrial 1 .54 554,000.00		Foreclosed Property	25,150.00
MUNICIPAL FUNCTIONS TOTAL	535,839.53	4c Apartments 3 .66 671,800.00		Emergencies & Other Deferred Charges	55,034.86
CAPITAL IMPROVEMENTS *MEMO*	45,000.00	Total 770 101,635,813.00		State and Federal Aid Receivable	2,508.38
DEBT SERVICE		Land Area 1.40 Sq. Miles		Other Receivables	129,143.45
Principal Payments		Net Valuation Taxable-Municipal	102,129,172	Total	1,192,777.61
Interest Payments		Net Valuation Taxable-County	77,435,129	LIABILITIES, RESERVES, AND SURPLUS	
DEFERRED CHARGES		State Equalized Valuation	92,625,221	Cash Liabilities	716,120.69
SCHOOL, COUNTY, SPECIAL DISTRICT TAXES	1,413,710.60	State Equalization Ratio	110.31	Reserves for Receivables	302,879.33
RESERVE FOR UNCOLLECTED TAXES	132,186.07			Surplus Dec. 31, 1989	173,771.59
EXPENDITURES TOTAL	2,130,756.20			Total	1,192,777.61

0708
 Population 1980 7,855
 Population 1990 7,076
 S & P Rating
 Moody Rating

General Tax Rate Per \$100. 6.03
 State Equalized Tax Rate 2.47

GLEN RIDGE BORO. TWP. - ESSEX COUNTY

Form of Government:

Borough Council

Number of Members on Governing Body - 6

PER CAPITA:
 Gross Debt 52.57
 Net Debt
 Debt Service
 Total Tax Levy 2,073.30
 Municipal Expenditures 763.86
 PER CENT:
 Gross Debt .07
 Net Debt
 Tax Levy Collected 98.44
 Tax Levy Cancelled, Abated or Adjusted .23

EXPENDITURES		REVENUES-REALIZED		1989 PROPERTY TAX	
GENERAL GOVERNMENT		REVENUES-REALIZED		STATE EQUALIZED TAX RATE	
Governing Body & Public Boards		1989 Property Taxes Collected	14,446,961.42	Local District School Taxes	1.21
Municipal Clerk		1989 Payments in Lieu of Taxes		Regional & Consolidated School Tax	
Financial Administration	52,796.00	Delinquent Tax & Lien Collections	158,761.30	School Taxes in Municipal Budget	
Assessment of Taxes	20,870.00	Business Personalty Replacement Taxes	42,030.28	County Taxes	.60
Collection of Taxes	34,259.00	Taxes from Public Utilities	309,485.00	County Library Taxes	
Planning, Housing & Development	1,950.00	Other Miscellaneous Tax Revenues		Local Municipal Purpose Taxes	.67
Human Resources	45,247.35	State Aid Revenues	79,797.36	Veteran & Senior Citizen Taxes	
Elections	3,430.00	Federal Aid Revenues		Total Taxes for Rate Computation	2.48
General Administration (other)	422,665.00	State and Local Fiscal Assistance Act Utilized		Special District Taxes	
JUDICIARY		Sale of Acquired Property		Bank Corp. Taxes	
Municipal Courts	63,825.00	Other Miscellaneous Revenues	693,436.55	Added and Omitted Taxes	
PUBLIC SAFETY		Total	15,730,471.91	Total Taxes Levied - ABSTRACT	14,670,678.30
Fire Protection	1,520,247.46	Prior Years Surplus Appropriated	335,000.00	Total Taxes Billed	14,675,750.25
Police Protection	149,273.72	REVENUES TOTAL	16,065,471.91	1989 TAXES COLLECTED	14,446,961.42
Civil Defense & Disaster Control	3,000.00	Reserve For Uncollected Taxes	219,005.66	1989 Taxes Cancelled, Abated or Adjusted	33,331.78
Environmental Inspection & Control	7,000.00	CAPITAL OUTLAY TOTAL	236,004.14	Transfer to Tax Title Liens or Foreclosed	15,204.53
Other Public Safety		PUBLIC ENTERPRISES		Balance Outstanding Dec. 31, 1989	180,262.52
PUBLIC WORKS		Public Enterprises		PRIOR YEARS TAXES OUTSTANDING	
Streets and Drainage	405,360.00	Recreation-Culture		Balance January 1, 1989	165,344.74
Sewers and Sewage Processing	133,995.00	Public Works	209,152.32	Collected in 1989	151,417.95
Garbage and Trash Disposal	1,095,310.00	Buildings and Grounds	26,851.32	Cancelled, Abated or Adjusted 1989	
Public Buildings and Grounds	87,547.00	Library and Education		Transfers to Tax Title Liens or Foreclosed	13,926.79
Other Public Works		Conservation		Balance December 31, 1989	
HEALTH and WELFARE		All Other		TAX TITLE LIENS OUTSTANDING	
Health Services Except Environmental	22,120.00	CAPITAL DEBT AUTHORIZED, DECEMBER 31, 1989		Balance January 1, 1989	66,856.23
Welfare-Public Assistance	3,026.00	ISSUED AND UNISSUED		Transfer From Taxes	31,590.17
Hospital, Clinics, First Aid		Schaal	372,000	Redeemed in 1989	7,343.35
Animal, Insect, & Rodent Control		Self-Liquidating		Cancelled, Abated or Adjusted (1989)	25,995.00
Other Welfare Services		Other		Transfers to Foreclosed Property	
RECREATION and CONSERVATION		Total	372,000	Balance December 31, 1989	65,108.05
Beches and Boardwalks		ISSUED AND OUTSTANDING		PROPERTY ACQUIRED BY DEED OR FORECLOSURE	
Parks, Playgrounds, Shade Trees	110,335.00	Schaal	372,000.00	Balance January 1, 1989	410.00
Land Reclamation & Conservation		Self-Liquidating		Transfers From Taxes or Liens	
Other Recreational Services	77,475.00	Other		Sale for Cash (1989)	
EDUCATION (excluding schools)		Total	372,000.00	Cancelled, Abated or Adjusted (1989)	
Libraries	132,654.84	EQUALIZED VALUATION BASIS FOR NET DEBT COMPUTATION	533,305,093	Balance December 31, 1989	410.00
Other Educational Services		REAL PROPERTY VALUATIONS		CURRENT FINANCES DECEMBER 31, 1989	
STATUTORY EXPENDITURES		Code Class # of Parcels % VAL'N ASSESSED VALUATION		ASSETS	
Pensions & F. I. C. A.	453,744.42	1 Vacant Land 19 .13 320,700.00		Cash Dec. 31, 1989	3,073,698.09
Employee Fringe Benefits	219,835.00	2 Residential 2226 91.06 220,569,200.00		Taxes Receivable	180,262.52
Other Statutory Expenditures		3 Farm 15 5.42 13,119,300.00		Tax Title Liens	65,108.05
CETA And Other Public Employment Programs		4a Commercial 4b Industrial 4c Apartments 2 3.40 8,224,700.00		Foreclosed Property	410.00
MUNICIPAL FUNCTIONS TOTAL	5,177,965.86	Total 2261 242,233,900.00		Emergencies & Other Deferred Charges	32,400.00
CAPITAL IMPROVEMENTS * MEMO *	113,500.00	Land Area 1.30 Sq. Miles		State and Federal Aid Receivable	1,059.52
DEBT SERVICE		Net Valuation Taxable-Municipal	242,999,500	Other Receivables	25,995.00
Principal Payments		Net Valuation Taxable-County	550,353,735	Total	3,378,933.18
Interest Payments	3,100.00	State Equalized Valuation	591,004,148	LIABILITIES, RESERVES, AND SURPLUS	
DEFERRED CHARGES		State Equalization Ratio	41.04	Cash Liabilities	2,694,619.41
SCHOOL, COUNTY, SPECIAL DISTRICT TAXES	10,695,542.90			Reserves for Receivables	271,775.57
RESERVE FOR UNCOLLECTED TAXES	219,005.66			Surplus Dec. 31, 1989	412,538.20
EXPENDITURES TOTAL	16,100,616.42			Total	3,378,933.18

0222

Population 1980 11,497
 Population 1990 10,883
 S & P Rating AA
 Moody Rating AA

General Tax Rate Per \$100. 2.00
 State Equalized Tax Rate 1.64

GLEN ROCK BOROUGH - BERGEN COUNTY

Form of Government:

Borough Council

Number of Members on Governing Body - 6

PER CAPITA:

Gross Debt 442.69
 Net Debt 377.30
 Debt Service 73.71
 Total Tax Levy 1,535.02
 Municipal Expenditures 729.46

PER CENT:

Gross Debt .49
 Net Debt .41
 Tax Levy Collected 98.55
 Tax Levy Cancelled, Abated or Adjusted .45

EXPENDITURES		REVENUES-REALIZED		1989 PROPERTY TAX	
GENERAL GOVERNMENT		REVENUES		STATE EQUALIZED TAX RATE	
Governing Body & Public Boards		1989 Property Taxes Collected	17,613,975.42	Local District School Taxes	.99 10,719,803.50
Municipal Clerk		1989 Payments in Lieu of Taxes	39,784.80	Regional & Consolidated School Tax	
Financial Administration	26,000.00	Delinquent Tax & Lien Collections	196,141.83	School Taxes in Municipal Budget	
Assessment of Taxes	80,254.11	Business Personalty Replacement Taxes	103,793.90	County Taxes	.23 2,445,247.76
Collection of Taxes	83,373.29	Taxes from Public Utilities	317,730.00	County Library Taxes	
Planning, Housing & Development	22,364.00	Other Miscellaneous Tax Revenues		Local Municipal Purpose Taxes	.42 4,528,928.00
Human Resources	7,125.00	State Aid Revenues	91,239.32	Veteran & Senior Citizen Taxes	74,950.00
Elections	3,795.00	Federal Aid Revenues		Total Taxes for Rate Computation	1.64 17,768,929.26
General Administration (other)	363,946.31	State and Local Fiscal Assistance Act Utilized		Special District Taxes	
JUDICIARY		Sale of Acquired Property		Bank Corp. Taxes	
Municipal Courts	53,100.00	Other Miscellaneous Revenues	1,530,947.41	Added and Omitted Taxes	110,797.52
PUBLIC SAFETY		Total	20,423,612.63	Total Taxes Levied - ABSTRACT	17,804,770.78
Fire Protection	134,500.87	Prior Years Surplus Appropriated	1,200,000.00	Total Taxes Billed	17,873,335.76
Police Protection	1,239,803.18	REVENUES TOTAL	21,623,612.63	1989 TAXES COLLECTED	17,613,975.42
Civil Defense & Disaster Control	1,110.00	Reserve For Uncollected Taxes	379,331.39	1989 Taxes Cancelled, Abated or Adjusted	81,273.18
Environmental Inspection & Control	96,708.33	CAPITAL OUTLAY TOTAL	1,091,371.28	Transfer to Tax Title Liens or Foreclosed	774.00
Other Public Safety		Public Enterprises		Balance Outstanding Dec. 31, 1989	177,313.16
PUBLIC WORKS		Recreation-Culture	104,273.35	PRIOR YEARS TAXES OUTSTANDING	
Streets and Drainage	754,170.40	Public Works	554,102.11	Balance January 1, 1989	191,441.76
Sewers and Sewage Processing	95,342.00	Buildings and Grounds	356,135.26	Collected in 1989	191,441.76
Garbage and Trash Disposal	1,140,341.47	Library and Education	76,860.56	Cancelled, Abated or Adjusted 1989	
Public Buildings and Grounds	63,371.00	Conservation		Transfers to Tax Title Liens or Foreclosed	
Other Public Works		All Other		Balance December 31, 1989	
HEALTH and WELFARE		CAPITAL DEBT AUTHORIZED, DECEMBER 31, 1989		TAX TITLE LIENS OUTSTANDING	
Health Services Except Environmental	71,786.00	ISSUED AND UNISSUED		Balance January 1, 1989	9,334.31
Welfare-Public Assistance	6,210.00	School	710,000	Transfer From Taxes	
Hospital, Clinics, First Aid		Self-Liquidating		Redeemed in 1989	4,700.12
Animal, Insect, & Rodent Control		Other	4,107,750	Cancelled, Abated or Adjusted (1989)	
Other Welfare Services		Total	4,817,750	Transfers to Foreclosed Property	4,634.19
RECREATION and CONSERVATION		ISSUED AND OUTSTANDING		Balance December 31, 1989	
Beaches and Boardwalks		School		PROPERTY ACQUIRED BY DEED OR FORECLOSURE	
Parks, Playgrounds, Shade Trees	149,654.02	Self-Liquidating	710,000.00	Balance January 1, 1989	145,391.81
Land Reclamation & Conservation	5,000.00	Other	3,884,500.00	Transfers From Taxes or Liens	5,408.19
Other Recreational Services	150,595.00	Total	4,594,500.00	Sale for Cash (1989)	
EDUCATION (excluding schools)		EQUALIZED VALUATION BASIS		Cancelled, Abated or Adjusted (1989)	43,300.00
Libraries	340,231.00	FOR NET DEBT COMPUTATION	992,147,250	Balance December 31, 1989	107,500.00
Other Educational Services		REAL PROPERTY VALUATIONS		CURRENT FINANCES DECEMBER 31, 1989	
STATUTORY EXPENDITURES		Code Class # of Parcels % VAL'N		ASSETS	
Pensions & F. I. C. A.	465,897.94	1 Vacant Land 1.31 .37	7,743,400.00	Cash Dec. 31, 1989	3,040,364.21
Employee Fringe Benefits	247,000.00	2 Residential 3765 87.77	778,399,500.00	Taxes Receivable	177,313.16
Other Statutory Expenditures		3 Farm		Tax Title Liens	
CETA And Other Public Employment Programs	6,087,679.00	4a Commercial 93 9.31	82,530,800.00	Foreclosed Property	107,500.00
MUNICIPAL FUNCTIONS TOTAL	6,087,679.00	4b Industrial 4 2.05	19,150,000.00	Emergencies & Other Deferred Charges	33,000.00
CAPITAL IMPROVEMENTS *MEMO*	400,276.00	4c Apartments		State and Federal Aid Receivable	1,903.41
DEBT SERVICE		Total	3993	Other Receivables	3,398.87
Principal Payments	530,000.00	Land Area 2.80 Sq. Miles	836,823,700.00	Total	3,363,479.65
Interest Payments	272,198.36	Net Valuation Taxable-Municipal	888,090,212	LIABILITIES, RESERVES, AND SURPLUS	
DEFERRED CHARGES	169,500.00	Net Valuation Taxable-County	1,033,758,623	Cash Liabilities	1,813,116.72
SCHOOL, COUNTY, SPECIAL DISTRICT TAXES	13,165,051.26	State Equalized Valuation	1,083,814,974	Reserves for Receivables	288,212.03
RESERVE FOR UNCOLLECTED TAXES	879,331.39	State Equalization Ratio	81.92	Surplus Dec. 31, 1989	1,262,150.90
EXPENDITURES TOTAL	21,103,760.01			Total	3,363,479.65

Population 1980 13,121
 Population 1990 12,049
 S & P Rating
 Moody Rating AAA

General Tax Rate Per \$100. 5.53
 State Equalized Tax Rate 2.52

GLOUCESTER CITY CITY - CAMDEN CO.

Form of Government:

Special Charter (P.L. 1868 c.44)

Number of Members on Governing Body - 7

PER CAPITA:

Gross Debt 274.48
 Net Debt 178.07
 Debt Service 7.85
 Total Tax Levy 593.64
 Municipal Expenditures 482.35

PER CENT:

Gross Debt 1.40
 Net Debt .91
 Tax Levy Collected 92.26
 Tax Levy Cancelled, Abated or Adjusted .04

EXPENDITURES		REVENUES-REALIZED		1989 PROPERTY TAX		
GENERAL GOVERNMENT				STATE EQUALIZED TAX RATE .96		
Governing Body & Public Boards		1989 Property Taxes Collected	6,929,054.99	Local District School Taxes	2,731,800.00	
Municipal Clerk		1989 Payments in Lieu of Taxes		Regional & Consolidated School Tax		
Financial Administration	120,120.12	Delinquent Tax & Lien Collections	384,033.13	School Taxes in Municipal Budget		
Assessment of Taxes	15,707.00	Business Personalty Replacement Taxes	392,857.72	County Taxes	2,627,966.72	
Collection of Taxes	47,243.52	Taxes from Public Utilities	1,660,546.00	County Library Taxes		
Planning, Housing & Development		Other Miscellaneous Tax Revenues		Local Municipal Purpose Taxes	2,131,039.18	
Human Resources	162,540.12	State Aid Revenues	403,090.70	Veteran & Senior Citizen Taxes	214,800.00	
Elections	8,430.00	Federal Aid Revenues		Total Taxes for Rate Computation	7,705,605.90	
General Administration (other)	509,457.09	State and Local Fiscal Assistance Act Utilized		Special District Taxes		
JUDICIARY		Sale of Acquired Property		Bank Corp. Taxes		
Municipal Courts	101,010.62	Other Miscellaneous Revenues	926,338.86	Added and Omitted Taxes	18,207.25	
PUBLIC SAFETY		Total	10,695,921.40	Total Taxes Levied - ABSTRACT	7,509,013.15	
Fire Protection	501,772.20	Prior Years Surplus Appropriated		Total Taxes Billed	7,510,203.80	
Police Protection	1,245,093.84	REVENUES TOTAL	10,695,921.40	1989 TAXES COLLECTED	6,929,054.99	
Civil Defense & Disaster Control	300.00	Reserve For Uncollected Taxes	473,590.00	1989 Taxes Cancelled, Abated or Adjusted	2,840.51	
Environmental Inspection & Control	90,972.44	CAPITAL OUTLAY TOTAL 1,163,918.95		Transfer to Tax Title Liens or Foreclosed	63,611.41	
Other Public Safety		Public Enterprises	686,772.63	Balance Outstanding Dec. 31, 1989	514,696.89	
PUBLIC WORKS		Recreation-Culture	11,108.80	PRIOR YEARS TAXES OUTSTANDING		
Streets and Drainage	297,978.03	Public Works	188,089.27	Balance January 1, 1989	462,574.63	
Sewers and Sewage Processing	532,605.98	Buildings and Grounds	277,948.25	Collected in 1989	376,504.88	
Garbage and Trash Disposal	402,992.67	Library and Education		Cancelled, Abated or Adjusted 1989	835.11	
Public Buildings and Grounds	101,532.21	Conservation		Transfers to Tax Title Liens or Foreclosed	11,739.45	
Other Public Works		All Other		Balance December 31, 1989	73,495.19	
HEALTH and WELFARE		CAPITAL DEBT AUTHORIZED, DECEMBER 31, 1989		TAX TITLE LIENS OUTSTANDING		
Health Services Except Environmental	8,889.99	ISSUED AND UNISSUED	GROSS DEBT	NET DEBT		
Welfare-Public Assistance	47,034.80	School	326,000		190,282.29	
Hospital, Clinics, First Aid		Self-Liquidating	1,507,500	614,049	Transfer From Taxes	
Animal, Insect, & Rodent Control		Other	1,638,403	1,638,403	Redeemed in 1989	
Other Welfare Services		Total	3,471,903	2,252,452	7,528.25	
RECREATION and CONSERVATION		ISSUED AND OUTSTANDING		Cancelled, Abated or Adjusted (1989)		
Beaches and Boardwalks		School	326,000.00		Transfers to Foreclosed Property	
Parks, Playgrounds, Shade Trees	109,979.11	Self-Liquidating	1,495,000.00		Balance December 31, 1989	
Land Reclamation & Conservation		Other	1,125,950.00		259,375.55	
Other Recreational Services	46,370.99	Total	2,946,950.00	PROPERTY ACQUIRED BY DEED OR FORECLOSURE		
EDUCATION (excluding schools)		EQUALIZED VALUATION BASIS FOR NET DEBT COMPUTATION 247,631,714		Balance January 1, 1989		
Libraries	229,662.23	REAL PROPERTY VALUATIONS		Transfers From Taxes or Liens		
Other Educational Services		Code	Class	# of Parcels	% VAL'N	Sale for Cash (1989)
STATUTORY EXPENDITURES		ASSESSED VALUATION		Cancelled, Abated or Adjusted (1989)		
Pensions & F. I. C. A.	375,420.57	1	Vacant Land	320	2.21	19,050.00
Employee Fringe Benefits	331,476.80	2	Residential	3653	59.98	1,924,300.00
Other Statutory Expenditures		3	Farm			4,130,000.00
CETA And Other Public Employment Programs		4a	Commercial	335	25.35	32,654,500.00
MUNICIPAL FUNCTIONS TOTAL 5,360,776.42		4b	Industrial	42	9.26	11,924,300.00
CAPITAL IMPROVEMENTS * MEMO * 50,000.00		4c	Apartments	15	3.21	4,130,000.00
DEBT SERVICE		Total		4365		128,821,900.00
Principal Payments	47,650.00	Land Area	2.32	Sq. Miles		
Interest Payments	51,610.19	Net Valuation Taxable-Municipal				133,025,511
DEFERRED CHARGES 167,676.39		Net Valuation Taxable-County				264,649,438
SCHOOL, COUNTY, SPECIAL DISTRICT TAXES 5,359,766.72		State Equalized Valuation				280,764,152
RESERVE FOR UNCOLLECTED TAXES 473,590.09		State Equalization Ratio				46.58
EXPENDITURES TOTAL 11,461,069.81				LIABILITIES, RESERVES, AND SURPLUS		
				Cash Liabilities		
				Reserves for Receivables		
				Surplus Dec. 31, 1989		
				Total		
				1,261,349.75		
				1,487,452.41		
				203,820.54		
				2,952,622.70		

0415

Population 1980 45,156
Population 1990 53,797
S & P Rating
Moody Rating

General Tax Rate Per \$100. 6.30
State Equalized Tax Rate 2.68

GLOUCESTER TOWNSHIP - CAMDEN CO.

Form of Government:

Mayor-Council Plan B (OMCL 50)

Number of Members on Governing Body - 7

PER CAPITA:

Gross Debt 512.00
Net Debt 377.21
Debt Service 45.83
Total Tax Levy 762.49
Municipal Expenditures 323.79

PER CENT:

Gross Debt 2.26
Net Debt 1.66
Tax Levy Collected 95.00
Tax Levy Cancelled, Abated or Adjusted .12

Table with columns for EXPENDITURES, REVENUES-REALIZED, CAPITAL OUTLAY, CAPITAL DEBT AUTHORIZED, EQUALIZED VALUATION BASIS, REAL PROPERTY VALUATIONS, and 1989 PROPERTY TAX. It details various municipal expenses, income sources, debt management, and property valuation data for Gloucester Township - Camden Co.

1908

Population 1980 2,450
 Population 1990 2,709
 S & P Rating
 Moody Rating

General Tax Rate Per \$100. 4.04
 State Equalized Tax Rate 1.84

GREEN TOWNSHIP - SUSSEX COUNTY

Form of Government:

Township Committee

Number of Members on Governing Body - 3

PER CAPITA: Gross Debt 967.15
 Net Debt 11.81
 Debt Service 11.58
 Total Tax Levy 1,291.94
 Municipal Expenditures 359.78
 PER CENT: Gross Debt 1.61
 Net Debt .02
 Tax Levy Collected 96.03
 Tax Levy Cancelled, Abated or Adjusted -13

EXPENDITURES		REVENUES-REALIZED		1989 PROPERTY TAX	
GENERAL GOVERNMENT		1989 Property Taxes Collected 3,361,975.93		STATE EQUALIZED TAX RATE 1.31	
Governing Body & Public Boards		1989 Payments in Lieu of Taxes		Local District School Taxes 2,415,865.50	
Municipal Clerk		Delinquent Tax & Lien Collections 121,438.34		Regional & Consolidated School Tax	
Financial Administration 19,840.00		Business Penalty Replacement Taxes 25,218.36		School Taxes in Municipal Budget	
Assessment of Taxes 33,210.00		Taxes from Public Utilities 110,638.00		County Taxes .38 * 694,083.43	
Collection of Taxes 14,115.00		Other Miscellaneous Tax Revenues		County Library Taxes .02 31,483.41	
Planning, Housing & Development 33,931.54		State Aid Revenues 11,204.06		Local Municipal Purpose Taxes .14 255,000.00	
Human Resources		Federal Aid Revenues		Veteran & Senior Citizen Taxes 11,750.00	
Elections		State and Local Fiscal Assistance Act Utilized		Total Taxes for Rate Computation 1.85 3,408,182.34	
General Administration (other) 173,471.53		Sale of Acquired Property		Special District Taxes	
JUDICIARY		Other Miscellaneous Revenues		Bank Corp. Taxes	
Municipal Courts 17,650.00		Total 241,773.80		Added and Omitted Taxes 103,426.31	
PUBLIC SAFETY		Prior Years Surplus Appropriated 271,255.74		Total Taxes Levied - ABSTRACT 3,499,858.65	
Fire Protection 24,548.64		REVENUES TOTAL 4,143,504.23		Total Taxes Billed 3,500,911.83	
Police Protection 3,500.00		Reserve For Uncollected Taxes 215,950.00		1989 TAXES COLLECTED 3,361,975.93	
Civil Defense & Disaster Control 300.00		CAPITAL OUTLAY TOTAL 31,827.57		1989 Taxes Cancelled, Abated or Adjusted 4,629.58	
Environmental Inspection & Control 11,700.00		Public Enterprises		Transfer to Tax Title Liens or Foreclosed 949.40	
Other Public Safety		Recreation-Culture		Balance Outstanding Dec. 31, 1989 133,356.92	
PUBLIC WORKS		Public Works		PRIOR YEARS TAXES OUTSTANDING	
Streets and Drainage 139,200.00		Buildings and Grounds 31,827.57		Balance January 1, 1989 122,384.77	
Sewers and Sewage Processing 5,600.00		Library and Education		Collected in 1989 121,438.94	
Garbage and Trash Disposal 35,000.00		Conservation		Cancelled, Abated or Adjusted 1989 238.42	
Public Buildings and Grounds 15,500.00		All Other		Transfers to Tax Title Liens or Foreclosed 195.57	
Other Public Works 10,700.00		CAPITAL DEBT AUTHORIZED, DECEMBER 31, 1989		Balance December 31, 1989 511.84	
HEALTH and WELFARE		ISSUED AND UNISSUED GROSS DEBT NET DEBT		TAX TITLE LIENS OUTSTANDING	
Health Services Except Environmental 330.00		School 2,588,000		Balance January 1, 1989 2,980.10	
Welfare-Public Assistance 850.00		Self-Liquidating 32,000 32,000		Transfer From Taxes 1,182.52	
Hospital, Clinics, First Aid 2,300.00		Other 32,000 32,000		Redeemed in 1989	
Animal, Insect, & Rodent Control		Total 2,620,000		Cancelled, Abated or Adjusted (1989)	
Other Welfare Services		ISSUED AND OUTSTANDING		Transfers to Foreclosed Property 4,162.62	
RECREATION and CONSERVATION		School 2,588,000.00		Balance December 31, 1989	
Beaches and Boardwalks		Self-Liquidating 32,000.00		PROPERTY ACQUIRED BY DEED OR FORECLOSURE	
Parks, Playgrounds, Shade Trees 375.00		Other 2,620,000.00		Balance January 1, 1989 582,691.36	
Land Reclamation & Conservation 15,200.00		EQUALIZED VALUATION BASIS FOR NET DEBT COMPUTATION 162,996,315		Transfers From Taxes or Liens	
Other Recreational Services		REAL PROPERTY VALUATIONS		Sale for Cash (1989)	
EDUCATION (excluding schools)		Code Class # of Parcels % VAL'N ASSESSED VALUATION		Cancelled, Abated or Adjusted (1989)	
Libraries		1 Vacant Land 223 5.09 4,266,140.00		Balance December 31, 1989 582,691.36	
Other Educational Services		2 Residential 723 72.91 61,088,025.00		CURRENT FINANCES DECEMBER 31, 1989	
STATUTORY EXPENDITURES		3 Farm 318 15.90 13,325,283.00		ASSETS	
Pensions & F. L. C. A. 32,430.93		4a Commercial 15 1.57 1,315,000.00		Cash Dec. 31, 1989 843,061.33	
Employee Fringe Benefits 31,000.00		4b Industrial 10 4.53 3,796,200.00		Taxes Receivable 133,868.76	
Other Statutory Expenditures 500.00		4c Apartments		Tax Title Liens 4,162.62	
CETA And Other Public Employment Programs		Total 1289 83,790,648.00		Foreclosed Property 582,691.36	
MUNICIPAL FUNCTIONS TOTAL 727,222.64		Land Area 15.80 Sq. Miles		Emergencies & Other Deferred Charges 70,000.00	
CAPITAL IMPROVEMENTS * MEMO * 60,000.00		Net Valuation Taxable-Municipal 84,096,176		State and Federal Aid Receivable 615.71	
DEBT SERVICE		Net Valuation Taxable-County 170,594,002		Other Receivables 7,843.00	
Principal Payments 27,917.00		State Equalized Valuation 184,420,334		Total 1,642,242.78	
Interest Payments 3,458.51		State Equalization Ratio 45.51		LIABILITIES, RESERVES, AND SURPLUS	
DEFERRED CHARGES 105.15		Total 1289 83,790,648.00		Cash Liabilities 514,298.25	
SCHOOL, COUNTY, SPECIAL DISTRICT TAXES 3,141,432.34		Net Valuation Taxable-Municipal 84,096,176		Reserves for Receivables 728,565.74	
RESERVE FOR UNCOLLECTED TAXES 215,950.00		Net Valuation Taxable-County 170,594,002		Surplus Dec. 31, 1989 399,378.79	
EXPENDITURES TOTAL 4,116,035.67		State Equalized Valuation 184,420,334		Total 1,642,242.78	
		State Equalization Ratio 45.51			

*Includes County Health Service Taxes, County Vocational School Taxes, or County Open Space Tax. See Table 13.

Population 1980 4,640
 Population 1990 4,650
 S & P Rating A
 Moody Rating A

General Tax Rate Per \$100. 3.55
 State Equalized Tax Rate 1.50

GREEN BROOK TWP. - SOMERSET COUNTY

Form of Government:

Township Committee

Number of Members on Governing Body - 5

PER CAPITA:

Gross Debt 703.89
 Net Debt 645.13
 Debt Service 63.90
 Total Tax Levy 1,661.54
 Municipal Expenditures 539.60

PER CENT:

Gross Debt .74
 Net Debt .68
 Tax Levy Collected 97.32
 Tax Levy Cancelled, Abated or Adjusted .09

EXPENDITURES		REVENUES-REALIZED			1989 PROPERTY TAX	
GENERAL GOVERNMENT		REVENUES-REALIZED			STATE EQUALIZED TAX RATE → .59	
Governing Body & Public Boards		1989 Property Taxes Collected	7,217,171.15	Local District School Taxes	4,250,763.00	
Municipal Clerk		1989 Payments in Lieu of Taxes		Regional & Consolidated School Tax		
Financial Administration	29,931.31	Delinquent Tax & Lien Collections	177,572.93	School Taxes in Municipal Budget		
Assessment of Taxes	34,670.20	Business Personalty Replacement Taxes	75,136.24	County Taxes	.37	1,806,747.79
Collection of Taxes	31,520.43	Taxes from Public Utilities	539,905.00	County Library Taxes	.03	130,855.04
Planning, Housing & Development	29,751.40	Other Miscellaneous Tax Revenues		Local Municipal Purpose Taxes	.21	1,024,460.71
Human Resources	12,745.66	State Aid Revenues	67,280.35	Veteran & Senior Citizen Taxes		44,600.00
Elections	1,173.17	Federal Aid Revenues		Total Taxes far Rote Computation	1.49	7,257,426.54
General Administration (other)	256,226.57	State and Local Fiscal Assistance Act Utilized		Special District Taxes		
JUDICIARY		Sale of Acquired Property		Bank Corp. Taxes		
Municipal Courts	83,459.90	Other Miscellaneous Revenues	413,397.25	Added and Omitted Taxes		197,632.45
PUBLIC SAFETY		Total	8,349,962.56	Total Taxes Levied - ABSTRACT		7,410,458.99
Fire Protection	105,410.55	Prior Years Surplus Appropriated	360,500.00	Total Taxes Billed		7,410,079.69
Police Protection	719,318.50	REVENUES TOTAL	8,349,962.56	1989 TAXES COLLECTED		7,217,171.18
Civil Defense & Disaster Control		Reserve For Uncollected Taxes	222,619.08	1989 Taxes Cancelled, Abated or Adjusted		6,803.64
Environmental Inspection & Control		CAPITAL OUTLAY TOTAL	1,311,385.45	Transfer to Tax Title Liens or Foreclosed		2,417.55
Other Public Safety	117,755.91	Public Enterprises	1,220,941.95	Balance Outstanding Dec. 31, 1989		189,587.32
PUBLIC WORKS		Recreation—Culture		PRIOR YEARS TAXES OUTSTANDING		
Streets and Drainage	120,253.79	Public Works	89,943.60	Balance January 1, 1989		184,219.40
Sewers and Sewage Processing		Buildings and Grounds	450.00	Collected in 1989		177,572.83
Garbage and Trash Disposal		Library and Education		Cancelled, Abated or Adjusted 1989		6,646.57
Public Buildings and Grounds	36,534.05	Conservation		Transfers to Tax Title Liens or Foreclosed		
Other Public Works		All Other		Balance December 31, 1989		
HEALTH and WELFARE		CAPITAL DEBT AUTHORIZED, DECEMBER 31, 1989		TAX TITLE LIENS OUTSTANDING		
Health Services Except Environmental	91,075.62	ISSUED AND UNISSUED		Balance January 1, 1989		23,047.70
Welfare—Public Assistance	3,975.06	School		Transfer From Taxes		2,417.55
Hospital, Clinics, First Aid		Self-Liquidating	1,364,875	Redeemed in 1989		
Animal, Insect, & Rodent Control	1,700.00	Other	1,774,494	Cancelled, Abated or Adjusted (1989)		
Other Welfare Services		Total	3,139,369	Transfers to Foreclosed Property		
RECREATION and CONSERVATION		ISSUED AND OUTSTANDING		Balance December 31, 1989		25,465.25
Beaches and Boardwalks		School		PROPERTY ACQUIRED BY DEED OR FORECLOSURE		
Parks, Playgrounds, Shade Trees		Self-Liquidating	1,185,000.00	Balance January 1, 1989		84,950.00
Land Reclamation & Conservation	2,003.95	Other	1,629,000.00	Transfers From Taxes or Liens		
Other Recreational Services	9,850.00	Total	2,814,000.00	Sale for Cash (1989)		
EDUCATION (excluding schools)		EQUALIZED VALUATION BASIS FOR NET DEBT COMPUTATION	425,298,307	Cancelled, Abated or Adjusted (1989)		26,950.00
Libraries		REAL PROPERTY VALUATIONS		Balance December 31, 1989		58,000.00
Other Educational Services		Code	Class	# of Parcels	% VAL'N	ASSESSED VALUATION
STATUTORY EXPENDITURES		1	Vocant Land	265	3.63	7,362,600.00
Pensions & F. L. C. A.	133,953.75	2	Residential	1424	70.67	143,343,650.00
Employee Fringe Benefits	41,302.16	3	Form	3	.01	12,300.00
Other Statutory Expenditures	8,453.16	4a	Commercial	181	24.04	48,768,400.00
CETA And Other Public Employment Programs		4b	Industrial	10	1.56	3,361,800.00
MUNICIPAL FUNCTIONS TOTAL	1,376,206.98	4c	Apartments			
CAPITAL IMPROVEMENTS *MEMO*	31,406.00	Total	1883			202,848,750.00
DEBT SERVICE		Land Area	4.60	Sq. Miles		
Principal Payments	170,000.00	Net Valuation Taxable—Municipal				203,213,450
Interest Payments	115,271.51	Net Valuation Taxable—County				443,628,526
DEFERRED CHARGES	22,535.00	State Equalized Valuation				481,504,999
SCHOOL, COUNTY, SPECIAL DISTRICT TAXES	6,188,365.83	State Equalization Ratio				42.16
RESERVE FOR UNCOLLECTED TAXES	222,619.08	LIABILITIES, RESERVES, AND SURPLUS				
EXPENDITURES TOTAL	8,594,998.40	Cash Liabilities				434,229.61
		Reserves for Receivables				281,388.73
		Surplus Dec. 31, 1989				989,884.03
		Total				1,705,502.37

0506
 Population 1980 973
 Population 1990 911
 S & P Rating
 Moody Rating A
 General Tax Rate Per \$100. 2.33
 State Equalized Tax Rate 2.77

GREENWICH TWP. - CUMBERLAND CO.
 Form of Government:
 Township Committee
 Number of Members on Governing Body - 3

PER CAPITA:
 Gross Debt 675.78
 Net Debt
 Debt Service 7.52
 Total Tax Levy 1,071.90
 Municipal Expenditures 373.94
 PER CENT:
 Gross Debt 1.95
 Net Debt
 Tax Levy Collected 87.28
 Tax Levy Cancelled, Abated or Adjusted .14

EXPENDITURES		REVENUES-REALIZED		1989 PROPERTY TAX	
GENERAL GOVERNMENT		REVENUES-REALIZED		STATE EQUALIZED TAX RATE	
Governing Body & Public Boards		1989 Property Taxes Collected	855,177.35	Local District School Taxes	.89
Municipal Clerk		1989 Payments in Lieu of Taxes		Regional & Consolidated School Tax	.47
Financial Administration	7,360.00	Delinquent Tax & Lien Collections	143,742.71	School Taxes in Municipal Budget	
Assessment of Taxes	11,300.00	Business Personality Replacement Taxes	14,932.44	County Taxes	1.03 *
Collection of Taxes	3,800.00	Taxes from Public Utilities	49,938.00	County Library Taxes	
Planning, Housing & Development	6,665.00	Other Miscellaneous Tax Revenues		Local Municipal Purpose Taxes	.37
Human Resources	3,000.00	State Aid Revenues	11,979.36	Veteran & Senior Citizen Taxes	
Elections	1,100.00	Federal Aid Revenues		Total Taxes for Rate Computation	2.76
General Administration (other)	31,582.98	State and Local Fiscal Assistance Act Utilized		Special District Taxes	
JUDICIARY		Sale of Acquired Property		Bank Corp. Taxes	
Municipal Courts	5,050.00	Other Miscellaneous Revenues	37,109.13	Added and Omitted Taxes	
PUBLIC SAFETY		Total	1,112,877.99	Total Taxes Levied - ABSTRACT	8,636.14
Fire Protection	11,536.36	Prior Years Surplus Appropriated	61,291.28	Total Taxes Billed	976,499.13
Police Protection	100.00	REVENUES TOTAL	1,174,169.27	1989 TAXES COLLECTED	855,177.35
Civil Defense & Disaster Control	3,410.00	Reserve For Uncollected Taxes	157,300.00	1989 Taxes Cancelled, Abated or Adjusted	1,361.36
Environmental Inspection & Control	3,399.00	CAPITAL OUTLAY		Transfer to Tax Title Liens or Foreclosed	13,503.84
Other Public Safety		TOTAL		Balance Outstanding Dec. 31, 1989	109,719.37
PUBLIC WORKS		Public Enterprises		PRIOR YEARS TAXES OUTSTANDING	
Streets and Drainage	45,650.00	Recreation-Culture		Balance January 1, 1989	171,013.21
Sewers and Sewage Processing		Public Works		Collected in 1989	123,988.22
Garbage and Trash Disposal	15,000.00	Buildings and Grounds		Cancelled, Abated or Adjusted 1989	
Public Buildings and Grounds	7,940.00	Library and Education		Transfers to Tax Title Liens or Foreclosed	21,610.68
Other Public Works		Conservation		Balance December 31, 1989	25,414.31
HEALTH and WELFARE		All Other		TAX TITLE LIENS OUTSTANDING	
Health Services Except Environmental	225.00	CAPITAL DEBT AUTHORIZED, DECEMBER 31, 1989		Balance January 1, 1989	32,556.14
Welfare-Public Assistance		ISSUED AND UNISSUED		Transfer From Taxes	40,727.08
Hospital, Clinics, First Aid		School	615,632	Redeemed in 1989	19,754.49
Animal, Insect, & Rodent Control	1,360.00	Self-Liquidating		Cancelled, Abated or Adjusted (1989)	
Other Welfare Services		Other		Transfers to Foreclosed Property	
RECREATION and CONSERVATION		Total	615,632	Balance December 31, 1989	53,528.73
Beaches and Boardwalks		ISSUED AND OUTSTANDING		PROPERTY ACQUIRED BY DEED OR FORECLOSURE	
Parks, Playgrounds, Shade Trees	2,700.00	School	615,632.66	Balance January 1, 1989	200.00
Land Reclamation & Conservation	100.00	Self-Liquidating		Transfers From Taxes or Liens	
Other Recreational Services	1,450.00	Other		Sale for Cash (1989)	
EDUCATION (excluding schools)		Total	615,632.66	Cancelled, Abated or Adjusted (1989)	
Libraries		EQUALIZED VALUATION BASIS FOR NET DEBT COMPUTATION		Balance December 31, 1989	200.00
Other Educational Services		REAL PROPERTY VALUATIONS		CURRENT FINANCES DECEMBER 31, 1989	
STATUTORY EXPENDITURES		Code Class # of Parcels % VAL'N		ASSETS	
Pensions & F. L. C. A.	3,900.00	1 Vacant Land 156 4.06		Cash Dec. 31, 1989	396,149.51
Employee Fringe Benefits		2 Residential 274 61.39		Taxes Receivable	135,133.68
Other Statutory Expenditures	546.24	3 Farm 189 27.93		Tax Title Liens	53,528.73
CETA And Other Public Employment Programs		4a Commercial 14 6.62		Foreclosed Property	200.00
MUNICIPAL FUNCTIONS TOTAL	172,224.58	4b Industrial		Emergencies & Other Deferred Charges	11,000.00
CAPITAL IMPROVEMENTS *MEMO*	30,000.00	4c Apartments		State and Federal Aid Receivable	
DEBT SERVICE		Total	633	Other Receivables	8,134.95
Principal Payments	5,500.00	Land Area 19.00 Sq. Miles		Total	604,146.87
Interest Payments	1,351.75	Net Valuation Taxable-Municipal	33,719,645	LIABILITIES, RESERVES, AND SURPLUS	
DEFERRED CHARGES	4,280.35	Net Valuation Taxable-County	31,519,240	Cash Liabilities	205,524.82
SCHOOL, COUNTY, SPECIAL DISTRICT TAXES	836,355.99	State Equalized Valuation	35,066,590	Reserves for Receivables	196,997.36
RESERVE FOR UNCOLLECTED TAXES	157,300.00	State Equalization Ratio	96.11	Surplus Dec. 31, 1989	201,624.69
EXPENDITURES TOTAL	1,177,012.67			Total	604,146.87

0807
 Population 1980 5,404
 Population 1990 5,102
 S & P Rating
 Moody Rating

General Tax Rate Per \$100. 2.85
 State Equalized Tax Rate 1.79

GREENWICH TWP. - GLOUCESTER COUNTY
 Form of Government:
 Small Municipality Plan C (OMCL 50)
 Number of Members on Governing Body - 5

PER CAPITA:
 Gross Debt 994.24
 Net Debt 893.01
 Debt Service 62.91
 Total Tax Levy 1,847.32
 Municipal Expenditures 847.50

PER CENT:
 Gross Debt 1.10
 Net Debt .99
 Tax Levy Collected 98.94
 Tax Levy Cancelled, Abated or Adjusted .07

EXPENDITURES		REVENUES-REALIZED		1989 PROPERTY TAX		
GENERAL GOVERNMENT				STATE EQUALIZED TAX RATE → .63		
Governing Body & Public Boards	32,659.00	1989 Property Taxes Collected	9,355,403.76	Local District School Taxes	3,292,494.00	
Municipal Clerk	40,809.00	1989 Payments in Lieu of Taxes		Regional & Consolidated School Tax		
Financial Administration	72,360.00	Delinquent Tax & Lien Collections	58,316.61	School Taxes in Municipal Budget		
Assessment of Taxes	30,520.00	Business Personalty Replacement Taxes	393,108.28	County Taxes	3,642,035.33	
Collection of Taxes	20,095.00	Taxes from Public Utilities	557,711.00	County Library Taxes	103,059.33	
Planning, Housing & Development	52,335.00	Other Miscellaneous Tax Revenues		Local Municipal Purpose Taxes	2,354,578.06	
Human Resources	59,612.25	State Aid Revenues	165,917.04	Veteran & Senior Citizen Taxes	89,350.00	
Elections	3,000.00	Federal Aid Revenues		Total Taxes for Rate Computation	9,481,516.72	
General Administration (other)	466,890.00	State and Local Fiscal Assistance Act Utilized	354.50	Special District Taxes		
JUDICIARY		Sale of Acquired Property		Bank Corp. Taxes		
Municipal Courts	42,771.00	Other Miscellaneous Revenues	757,961.31	Added and Omitted Taxes	32,860.81	
PUBLIC SAFETY		Total	11,288,772.50	Total Taxes Levied - ABSTRACT	9,425,027.53	
Fire Protection	132,005.20	Prior Years Surplus Appropriated	500,000.00	Total Taxes Billed	9,456,046.09	
Police Protection	316,846.93	REVENUES TOTAL	11,738,772.50	1989 TAXES COLLECTED	9,355,403.76	
Civil Defense & Disaster Control	3,800.00	Reserve For Uncollected Taxes	236,000.00	1989 Taxes Cancelled, Abated or Adjusted	6,865.22	
Environmental Inspection & Control	40,115.00	CAPITAL OUTLAY TOTAL	524,718.30	Transfer to Tax Title Liens or Foreclosed	4,996.05	
Other Public Safety		Public Enterprises	5,000.00	Balance Outstanding Dec. 31, 1989	88,781.06	
PUBLIC WORKS		Recreation—Culture	1,390.45	PRIOR YEARS TAXES OUTSTANDING		
Streets and Drainage	403,652.00	Public Works	304,571.47	Balance January 1, 1989	59,431.04	
Sewers and Sewage Processing	610,976.00	Buildings and Grounds	213,256.43	Collected in 1989	56,420.09	
Garbage and Trash Disposal	36,460.00	Library and Education		Cancelled, Abated or Adjusted 1989	46.24	
Public Buildings and Grounds	55,000.00	Conservation		Transfers to Tax Title Liens or Foreclosed	1,459.35	
Other Public Works	30,000.00	All Other		Balance December 31, 1989	1,505.96	
HEALTH and WELFARE		CAPITAL DEBT AUTHORIZED, DECEMBER 31, 1989		TAX TITLE LIENS OUTSTANDING		
Health Services Except Environmental	15,995.00	ISSUED AND UNISSUED		Balance January 1, 1989	19,663.38	
Welfare—Public Assistance	2,378.00	School	225,000.00	Transfer From Taxes	6,667.55	
Hospital, Clinics, First Aid		Self-Liquidating	291,450.00	Redeemed in 1989	1,396.52	
Animal, Insect, & Rodent Control	24,250.00	Other	4,556,161.00	Cancelled, Abated or Adjusted (1989)		
Other Welfare Services		Total	5,072,629.00	Transfers to Foreclosed Property		
RECREATION and CONSERVATION		ISSUED AND OUTSTANDING		Balance December 31, 1989	24,434.91	
Beaches and Boardwalks		School	225,000.00	PROPERTY ACQUIRED BY DEED OR FORECLOSURE		
Parks, Playgrounds, Shade Trees	17,600.00	Self-Liquidating	150,000.00	Balance January 1, 1989	10,070.00	
Land Reclamation & Conservation	42,530.00	Other	4,411,000.00	Transfers From Taxes or Liens		
Other Recreational Services	53,260.00	Total	4,736,000.00	Sale for Cash (1989)		
EDUCATION (excluding schools)		EQUALIZED VALUATION BASIS FOR NET DEBT COMPUTATION	460,234,929	Cancelled, Abated or Adjusted (1989)		
Libraries	50,050.00	REAL PROPERTY VALUATIONS		Balance December 31, 1989	10,070.00	
Other Educational Services		Code	Class	# of Parcels	% VAL'N	ASSESSED VALUATION
STATUTORY EXPENDITURES		1	Vacant Land	248	2.25	7,413,400.00
Pensions & F. L. C. A.	215,713.12	2	Residential	1701	24.18	79,817,500.00
Employee Fringe Benefits	255,000.00	3	Farm	64	.73	1,039,400.00
Other Statutory Expenditures	2,000.00	4a	Commercial	53	2.71	8,956,900.00
CETA And Other Public Employment Programs		4b	Industrial	14	70.45	232,550,500.00
MUNICIPAL FUNCTIONS TOTAL	3,692,712.50	4c	Apartments	4	.08	272,700.00
CAPITAL IMPROVEMENTS * MEMO*	175,000.00	Total		2074		330,105,400.00
DEBT SERVICE		Land Area	7.44	Sq. Miles		
Principal Payments	132,320.60	Net Valuation Taxable-Municipal				330,638,090
Interest Payments	133,631.02	Net Valuation Taxable-County				465,069,696
DEFERRED CHARGES	74,290.26	State Equalized Valuation				525,175,719
SCHOOL, COUNTY, SPECIAL DISTRICT TAXES	7,037,528.66	State Equalization Ratio				62.92
RESERVE FOR UNCOLLECTED TAXES	236,000.00					
EXPENDITURES TOTAL	11,301,543.10					

Population 1980 1,733
 Population 1990 1,899
 S & P Rating
 Moody Rating

General Tax Rate Per \$100. 2.04
 State Equalized Tax Rate 2.01

GREENWICH TOWNSHIP - WARREN CO.
 Form of Government:
Township Committee
 Number of Members on Governing Body - 3

PER CAPITA:
 Gross Debt 15.80
 Net Debt 15.80
 Debt Service 9.11
 Total Tax Levy 1,346.33
 Municipal Expenditures 450.89

PER CENT:
 Gross Debt .03
 Net Debt .03
 Tax Levy Collected 87.48
 Tax Levy Cancelled, Abated or Adjusted

EXPENDITURES		REVENUES-REALIZED			1989 PROPERTY TAX	
GENERAL GOVERNMENT		CAPITAL OUTLAY			STATE EQUALIZED TAX RATE	
Governing Body & Public Boards		1989 Property Taxes Collected		2,241,935.86	Local District School Taxes	1.11 1,334,847.00
Municipal Clerk		1989 Payments in Lieu of Taxes			Regional & Consolidated School Tax	
Financial Administration	10,250.00	Delinquent Tax & Lien Collections		276,179.45	School Taxes in Municipal Budget	
Assessment of Taxes	9,650.00	Business Personalty Replacement Taxes		29,662.36	County Taxes	.61 726,421.96
Collection of Taxes	11,500.00	Taxes from Public Utilities		162,522.00	County Library Taxes	.03 34,309.30
Planning, Housing & Development	40,380.00	Other Miscellaneous Tax Revenues			Local Municipal Purpose Taxes	.25 300,000.00
Human Resources	22,152.21	State Aid Revenues		10,457.14	Veteran & Senior Citizen Taxes	18,650.00
Elections		Federal Aid Revenues			Total Taxes for Rate Computation	2.00 2,414,228.26
General Administration (other)	152,475.95	State and Local Fiscal Assistance Act Utilized			Special District Taxes	
JUDICIARY		Sale of Acquired Property			Bank Corp. Taxes	
Municipal Courts	22,300.00	Other Miscellaneous Revenues		190,704.21	Added and Omitted Taxes	161,101.73
PUBLIC SAFETY		Total		2,911,461.02	Total Taxes Levied - ABSTRACT	2,556,679.99
Fire Protection	17,556.44	Prior Years Surplus Appropriated		99,000.00	Total Taxes Billed	2,562,869.55
Police Protection	76,150.00	REVENUES TOTAL		3,010,461.02	1989 TAXES COLLECTED	2,241,935.86
Civil Defense & Disaster Control	1,000.00	Reserve For Uncollected Taxes		308,815.37	1989 Taxes Cancelled, Abated or Adjusted	
Environmental Inspection & Control		TOTAL		97,971.03	Transfer to Tax Title Liens or Foreclosed	29,244.22
Other Public Safety					Balance Outstanding Dec. 31, 1989	291,689.47
PUBLIC WORKS					PRIOR YEARS TAXES OUTSTANDING	
Streets and Drainage	70,525.00	Public Enterprises			Balance January 1, 1989	318,269.39
Sewers and Sewage Processing	1,500.00	Recreation-Culture		7,974.10	Collected in 1989	273,793.25
Garbage and Trash Disposal	5,400.00	Public Works		73,424.00	Cancelled, Abated or Adjusted 1989	1,359.69
Public Buildings and Grounds	29,250.00	Buildings and Grounds		11,572.98	Transfers to Tax Title Liens or Foreclosed	32,435.11
Other Public Works	4,844.71	Library and Education			Balance December 31, 1989	10,681.34
HEALTH and WELFARE		Conservation			TAX TITLE LIENS OUTSTANDING	
Health Services Except Environmental	300.00	All Other			Balance January 1, 1989	3,221.72
Welfare-Public Assistance	650.00				Transfer From Taxes	67,164.82
Hospital, Clinics, First Aid					Redeemed in 1989	2,386.20
Animal, Insect, & Radent Control	2,750.00				Cancelled, Abated or Adjusted (1989)	
Other Welfare Services					Transfers to Foreclosed Property	
RECREATION and CONSERVATION					Balance December 31, 1989	68,000.34
Beaches and Boardwalks					PROPERTY ACQUIRED BY DEED OR	
Parks, Playgrounds, Shade Trees					FORECLOSURE	
Land Reclamation & Conservation	300.00				Balance January 1, 1989	
Other Recreational Services	4,000.00				Transfers From Taxes or Liens	
EDUCATION (excluding schools)					Sale for Cash (1989)	
Libraries	143.72				Cancelled, Abated or Adjusted (1989)	
Other Educational Services	500.00				Balance December 31, 1989	
STATUTORY EXPENDITURES					CURRENT FINANCES DECEMBER 31, 1989	
Pensions & F. I. C. A.	25,039.00				ASSETS	
Employee Fringe Benefits	9,500.00				Cash Dec. 31, 1989	1,147,107.01
Other Statutory Expenditures	3,000.00				Taxes Receivable	302,370.81
CETA And Other Public Employment Programs					Tax Title Liens	68,000.34
MUNICIPAL FUNCTIONS TOTAL	521,117.03				Foreclosed Property	
CAPITAL IMPROVEMENTS * MEMO *	13,000.00				Emergencies & Other Deferred Charges	8,000.00
DEBT SERVICE					State and Federal Aid Receivable	
Principal Payments	15,000.00				Other Receivables	8,944.52
Interest Payments	2,300.22				Total	1,534,422.68
DEFERRED CHARGES	9,000.00				LIABILITIES, RESERVES, AND SURPLUS	
SCHOOL, COUNTY, SPECIAL DISTRICT TAXES	2,095,578.26				Cash Liabilities	783,335.58
RESERVE FOR UNCOLLECTED TAXES	308,915.37				Reserves for Receivables	379,315.67
EXPENDITURES TOTAL	2,951,816.33				Surplus Dec. 31, 1989	371,771.43
					Total	1,534,422.68

0903
 Population 1980 7,340
 Population 1990 8,265
 S & P Rating
 Moody Rating

General Tax Rate Per \$100. 3.30
 State Equalized Tax Rate 2.00

GUTTENBERG TOWN - HUDSON COUNTY

Form of Government:

Town Council

Number of Members on Governing Body - 6

PER CAPITA: Gross Debt 271.34 PER CENT: Gross Debt .53
 Net Debt 271.34 Net Debt .53
 Debt Service 15.08 Tax Levy Collected 92.97
 Total Tax Levy 1,111.33 Tax Levy Cancelled, Abated
 Municipal Expenditures 519.23 or Adjusted .01

EXPENDITURES		REVENUES-REALIZED			1989 PROPERTY TAX		
GENERAL GOVERNMENT		REVENUES			STATE EQUALIZED TAX RATE		
Governing Body & Public Boards		1989 Property Taxes Collected		3,544,324.30	Local District School Taxes	.73	3,314,517.50
Municipal Clerk		1989 Payments in Lieu of Taxes			Regional & Consolidated School Tax		
Financial Administration	106,458.14	Delinquent Tax & Lien Collections		415,904.49	School Taxes in Municipal Budget	.01	27,462.50
Assessment of Taxes	27,240.00	Business Personalty Replacement Taxes		104,817.32	County Taxes	.51 *	2,768,188.77
Collection of Taxes	14,925.00	Taxes from Public Utilities		201,358.00	County Library Taxes		
Planning, Housing & Development	21,750.00	Other Miscellaneous Tax Revenues			Local Municipal Purpose Taxes	.05	2,978,939.68
Human Resources	37,542.02	State Aid Revenues		74,131.03	Veteran & Senior Citizen Taxes		26,600.00
Elections	4,012.15	Federal Aid Revenues			Total Taxes for Rate Computation	2.00	9,115,708.45
General Administration (other)	415,176.04	State and Local Fiscal Assistance Act Utilized			Special District Taxes		
JUDICIARY		Sole of Acquired Property			Bank Corp. Taxes		
Municipal Courts	80,236.57	Other Miscellaneous Revenues		439,829.52	Added and Omitted Taxes		99,754.08
PUBLIC SAFETY		Total		9,780,924.72	Total Taxes Levied - ABSTRACT		9,188,362.53
Fire Protection	973,770.62	Prior Years Surplus Appropriated		248,896.92	Total Taxes Billed		9,190,732.87
Police Protection	269,710.72	REVENUES TOTAL		10,029,821.64	1989 TAXES COLLECTED		3,544,324.36
Civil Defense & Disaster Control		Reserve For Uncollected Taxes		492,158.35	1989 Taxes Cancelled, Abated or Adjusted		1,147.59
Environmental Inspection & Control	23,600.00	CAPITAL OUTLAY TOTAL		503,741.23	Transfer to Tax Title Liens or Foreclosed		
Other Public Safety		Public Enterprises			Balance Outstanding Dec. 31, 1989		645,260.93
PUBLIC WORKS		Recreation-Culture			PRIOR YEARS TAXES OUTSTANDING		
Streets and Drainage	204,310.00	Public Works		132,265.15	Balance January 1, 1989		437,491.96
Sewers and Sewage Processing	36,430.00	Buildings and Grounds		371,476.13	Collected in 1989		415,964.49
Garbage and Trash Disposal	666,750.00	Library and Education			Cancelled, Abated or Adjusted 1989		
Public Buildings and Grounds	39,150.00	Conservation			Transfers to Tax Title Liens or Foreclosed		
Other Public Works	11,900.00	All Other			Balance December 31, 1989		21,527.47
HEALTH and WELFARE		CAPITAL DEBT AUTHORIZED, DECEMBER 31, 1989			TAX TITLE LIENS OUTSTANDING		
Health Services Except Environmental	62,977.84	ISSUED AND UNISSUED			Balance January 1, 1989		
Welfare-Public Assistance	3,935.00	School			Transfer From Taxes		
Hospital, Clinics, First Aid		Self-Liquidating			Redeemed in 1989		
Animal, Insect, & Rodent Control		Other		2,247,600	Cancelled, Abated or Adjusted (1989)		
Other Welfare Services		Total		2,247,600	Transfers to Foreclosed Property		
RECREATION and CONSERVATION		NET DEBT			Balance December 31, 1989		
Beaches and Boardwalks		ISSUED AND OUTSTANDING			PROPERTY ACQUIRED BY DEED OR FORECLOSURE		10,800.00
Parks, Playgrounds, Shade Trees		School			Balance January 1, 1989		
Land Reclamation & Conservation		Self-Liquidating			Transfers From Taxes or Liens		
Other Recreational Services	92,825.00	Other		1,080,100.00	Sole for Cash (1989)		
EDUCATION (excluding schools)		Total		1,080,100.00	Cancelled, Abated or Adjusted (1989)		
Libraries		EQUALIZED VALUATION BASIS			Balance December 31, 1989		10,800.00
Other Educational Services	11,000.00	FOR NET DEBT COMPUTATION		420,687,565	CURRENT FINANCES DECEMBER 31, 1989		
STATUTORY EXPENDITURES		REAL PROPERTY VALUATIONS			ASSETS		
Pensions & F. I. C. A.	226,247.83	Code Class # of Parcels % VAL'N			Cash Dec. 31, 1989		1,760,213.16
Employee Fringe Benefits	271,920.00	1 Vocant Lond 65 1.02		2,746,800.00	Taxes Receivable		666,788.40
Other Statutory Expenditures		2 Residential 1976 76.59		207,253,100.00	Tox Title Liens		
CETA And Other Public Employment Programs		3 Farm 138 7.54		20,417,600.00	Foreclosed Property		10,800.00
MUNICIPAL FUNCTIONS TOTAL	3,618,237.27	4a Commercial 97 4.47		12,103,700.00	Emergencies & Other Deferred Charges		55,342.70
CAPITAL IMPROVEMENTS *MEMO*	5,500.00	4b Industrial 78 10.33		28,091,800.00	State and Federal Aid Receivable		203,539.96
DEBT SERVICE		Total 2354		270,613,000.00	Other Receivables		14,345.28
Principal Payments	64,500.00	Land Area .20 Sq. Miles			Total		2,711,029.50
Interest Payments	60,171.76	Net Valuation Taxable-Municipal		270,967,901	LIABILITIES, RESERVES, AND SURPLUS		
TYPE I SCHL DEBT *MEMO	27,462.50	Net Valuation Taxable-County		440,621,788	Cash Liabilities		1,434,546.98
DEFERRED CHARGES	58,308.45	State Equalized Valuation		455,855,658	Reserves for Receivables		691,933.68
SCHOOL, COUNTY, SPECIAL DISTRICT TAXES	6,110,168.77	State Equalization Ratio		59.41	Surplus Dec. 31, 1989		584,548.84
RESERVE FOR UNCOLLECTED TAXES	492,158.85				Total		2,711,029.50
EXPENDITURES TOTAL	10,403,544.50						

0223

Population 1980 36,039
 Population 1990 37,047
 S & P Rating AA-
 Moody Rating AA

General Tax Rate Per \$100. 2.12
 State Equalized Tax Rate 1.82

HACKENSACK CITY - BERGEN COUNTY

Form of Government:

Council-Manager (1923)

Number of Members on Governing Body - 5

PER CAPITA: Gross Debt 655.53 PER CENT: Gross Debt .97
 Net Debt 376.04 Net Debt .56
 Debt Service 84.43 Tax Levy Collected 97.48
 Total Tax Levy 1,387.84 Tax Levy Cancelled, Abated or Adjusted .38
 Municipal Expenditures 883.63

EXPENDITURES		REVENUES-REALIZED		1989 PROPERTY TAX	
GENERAL GOVERNMENT				STATE EQUALIZED TAX RATE	
Governing Body & Public Boards		1989 Property Taxes Collected	50,349,086.66	Local District School Taxes	.79 22,304,661.50
Municipal Clerk		1989 Payments in Lieu of Taxes		Regional & Consolidated School Tax	
Financial Administration	239,102.50	Delinquent Tax & Lien Collections	1,088,834.33	School Taxes in Municipal Budget	.05 1,467,590.00
Assessment of Taxes	265,292.00	Business Personalty Replacement Taxes	1,404,865.00	County Taxes	.23 6,545,984.22
Collection of Taxes	114,200.00	Taxes from Public Utilities	2,370,230.00	County Library Taxes	
Planning, Housing & Development	162,510.00	Other Miscellaneous Tax Revenues		Local Municipal Purpose Taxes	.74 20,933,569.06
Human Resources	310,226.37	State Aid Revenues	435,615.42	Veteran & Senior Citizen Taxes	220,000.00
Elections	21,200.00	Federal Aid Revenues		Total Taxes for Rate Computation	1.81 51,471,804.78
General Administration (other)	1,578,317.00	State and Local Fiscal Assistance Act Utilized		Special District Taxes	
JUDICIARY		Sole of Acquired Property		Bank Corp. Taxes	
Municipal Courts	380,130.00	Other Miscellaneous Revenues	3,513,487.29	Added and Omitted Taxes	166,454.64
PUBLIC SAFETY		Total	59,162,168.75	Total Taxes Levied - ABSTRACT	51,418,259.42
Fire Protection	4,781,075.00	Prior Years Surplus Appropriated	3,393,000.00	Total Taxes Billed	51,652,291.37
Police Protection	5,423,642.67	REVENUES TOTAL	62,555,168.75	1989 TAXES COLLECTED	50,349,086.66
Civil Defense & Disaster Control	160,152.50	Reserve For Uncollected Taxes	2,558,203.73	1989 Taxes Cancelled, Abated or Adjusted	197,086.79
Environmental Inspection & Control	372,642.00	CAPITAL OUTLAY TOTAL	5,244,188.22	Transfer to Tax Title Liens or Foreclosed	27,318.53
Other Public Safety		Public Enterprises	4,011,646.26	Balance Outstanding Dec. 31, 1989	1,078,799.39
PUBLIC WORKS		Recreation-Culture	33,212.62	PRIOR YEARS TAXES OUTSTANDING	
Streets and Drainage	355,096.00	Public Works	1,192,028.64	Balance January 1, 1989	1,218,220.33
Sewers and Sewage Processing	1,337,713.00	Buildings and Grounds	2,188.00	Collected in 1989	1,077,079.37
Garbage and Trash Disposal	2,841,949.78	Library and Education	5,112.70	Cancelled, Abated or Adjusted 1989	63,333.62
Public Buildings and Grounds	655,993.00	Conservation		Transfers to Tax Title Liens or Foreclosed	35,676.17
Other Public Works	337,777.00	All Other		Balance December 31, 1989	42,131.17
HEALTH and WELFARE		CAPITAL DEBT AUTHORIZED, DECEMBER 31, 1989		TAX TITLE LIENS OUTSTANDING	
Health Services Except Environmental	264,890.00	ISSUED AND UNISSUED		Balance January 1, 1989	22,769.59
Welfare-Public Assistance	109,700.00	School	5,343,000	Transfer from Taxes	68,783.62
Hospital, Clinics, First Aid	43,570.00	Self-Liquidating	4,760,000	Redeemed in 1989	11,805.01
Animal, Insect, & Rodent Control	31,750.00	Other	14,183,624	Cancelled, Abated or Adjusted (1989)	
Other Welfare Services		Total	24,286,624	Transfers to Foreclosed Property	3,877.65
RECREATION and CONSERVATION		ISSUED AND OUTSTANDING		Balance December 31, 1989	75,870.55
Beaches and Boardwalks		School	2,518,000.00	PROPERTY ACQUIRED BY DEED OR FORECLOSURE	
Parks, Playgrounds, Shade Trees	360,920.00	Self-Liquidating	4,410,000.00	Balance January 1, 1989	55,072.35
Land Reclamation & Conservation		Other	7,751,000.00	Transfers From Taxes or Liens	3,877.65
Other Recreational Services	184,000.00	Total	14,679,000.00	Sale for Cash (1989)	
EDUCATION (excluding schools)		EQUALIZED VALUATION BASIS		Cancelled, Abated or Adjusted (1989)	
Libraries	991,912.00	FOR NET DEBT COMPUTATION	2,491,519,742	Balance December 31, 1989	58,950.00
Other Educational Services		REAL PROPERTY VALUATIONS		CURRENT FINANCES DECEMBER 31, 1989	
STATUTORY EXPENDITURES		Code Class # of Parcels % VAL'N		ASSETS	
Pensions & F. L. C. A.	2,388,813.35	1 Vacant Land 334 1.38	33,091,300.00	Cash Dec. 31, 1989	9,862,699.77
Employee Fringe Benefits	1,603,000.00	2 Residential 7031 43.58	1,047,788,600.00	Taxes Receivable	1,120,930.56
Other Statutory Expenditures		3 Farm		Tox Title Liens	75,870.55
CETA And Other Public Employment Programs		4a Commercial 1024 29.28	703,923,500.00	Foreclosed Property	58,950.00
MUNICIPAL FUNCTIONS TOTAL	26,421,123.67	4b Industrial 250 8.08	194,233,700.00	Emergencies & Other Deferred Charges	746,000.00
CAPITAL IMPROVEMENTS *MEMO*	500,000.00	4c Apartments 222 17.69	425,201,600.00	State and Federal Aid Receivable	18,171.88
DEBT SERVICE		Total 8861	2,404,238,700.00	Other Receivables	
Principal Payments	2,370,000.00	Land Area 4.00 Sq. Miles		Total	11,882,622.76
Interest Payments	759,791.88	Net Valuation Taxable-Municipal	2,428,577,204	LIABILITIES, RESERVES, AND SURPLUS	
TYPE I SCHL DEBT *MEMO	1,467,518.13	Net Valuation Taxable-County	2,777,353,281	Cash Liabilities	5,310,204.61
DEFERRED CHARGES	813,559.32	State Equalized Valuation	2,826,808,139	Reserves for Receivables	1,255,751.11
SCHOOL, COUNTY, SPECIAL DISTRICT TAXES	30,318,235.72	State Equalization Ratio	85.79	Surplus Dec. 31, 1989	5,316,667.04
RESERVE FOR UNCOLLECTED TAXES	2,558,203.73			Total	11,882,622.76
EXPENDITURES TOTAL	63,240,914.32				

2108

Population 1980 8,850
 Population 1990 8,120
 S & P Rating
 Moody Rating A

General Tax Rate Per \$100. 2.49
 State Equalized Tax Rate 2.06

HACKETTSTOWN TOWN - WARREN CO.
 Form of Government:
 Special Charter (P.L. 1970 c. 206)
 Number of Members on Governing Body - 6

PER CAPITA:
 Gross Debt 207.76
 Net Debt 76.11
 Debt Service 10.24
 Total Tax Levy 1,196.99
 Municipal Expenditures 453.63

PER CENT:
 Gross Debt .40
 Net Debt .15
 Tax Levy Collected 96.99
 Tax Levy Cancelled, Abated or Adjusted .01

EXPENDITURES		REVENUES-REALIZED		1989 PROPERTY TAX	
GENERAL GOVERNMENT		REVENUES-REALIZED		STATE EQUALIZED TAX RATE 1.04	
Governing Body & Public Boards		1989 Property Taxes Collected	9,448,213.00	Local District School Taxes	4,872,128.40
Municipal Clerk		1989 Payments in Lieu of Taxes		Regional & Consolidated School Tax	
Financial Administration	47,036.00	Delinquent Tax & Lien Collections	347,435.20	School Taxes in Municipal Budget	
Assessment of Taxes	34,400.00	Business Personalty Replacement Taxes	211,689.38	County Taxes	2,656,403.82
Collection of Taxes	23,000.00	Taxes from Public Utilities	412,082.00	County Library Taxes	
Planning, Housing & Development	27,500.00	Other Miscellaneous Tax Revenues		Local Municipal Purpose Taxes	2,096,449.61
Human Resources	32,274.24	State Aid Revenues	116,512.41	Veteran & Senior Citizen Taxes	60,000.00
Elections		Federal Aid Revenues		Total Taxes for Rate Computation	9,684,981.83
General Administration (other)	349,432.79	State and Local Fiscal Assistance Act Utilized		Special District Taxes	
JUDICIARY		Sale of Acquired Property		Bank Corp. Taxes	
Municipal Courts	50,500.00	Other Miscellaneous Revenues	585,637.39	Added and Omitted Taxes	94,540.20
PUBLIC SAFETY		Total	11,121,568.83	Total Taxes Levied - ABSTRACT	9,719,522.03
Fire Protection	75,771.52	Prior Years Surplus Appropriated	300,000.00	Total Taxes Billed	9,741,873.52
Police Protection	335,271.94	REVENUES TOTAL	11,421,568.83	1989 TAXES COLLECTED	9,448,213.00
Civil Defense & Disaster Control	750.00	Reserve For Uncollected Taxes	617,066.97	1989 Taxes Cancelled, Abated or Adjusted	1,108.05
Environmental Inspection & Control	67,366.00	CAPITAL OUTLAY TOTAL	9,350.47	Transfer to Tax Title Liens or Foreclosed	62.25
Other Public Safety		Public Enterprises		Balance Outstanding Dec. 31, 1989	292,490.22
PUBLIC WORKS		Recreation-Culture		PRIOR YEARS TAXES OUTSTANDING	
Streets and Drainage	394,175.11	Public Works	5,806.44	Balance January 1, 1989	356,055.90
Sewers and Sewage Processing		Buildings and Grounds	3,544.03	Collected in 1989	347,435.20
Garbage and Trash Disposal	20,000.00	Library and Education		Cancelled, Abated or Adjusted 1989	5,995.85
Public Buildings and Grounds	124,500.00	Conservation		Transfers to Tax Title Liens or Foreclosed	
Other Public Works		All Other		Balance December 31, 1989	2,624.85
HEALTH and WELFARE		CAPITAL DEBT AUTHORIZED, DECEMBER 31, 1989		TAX TITLE LIENS OUTSTANDING	
Health Services Except Environmental	4,200.00	ISSUED AND UNISSUED		Balance January 1, 1989	240.10
Welfare-Public Assistance	3,450.00	Schaal	1,009,000.00	Transfer From Taxes	62.25
Hospital, Clinics, First Aid	5,000.00	Self-Liquidating		Redeemed in 1989	
Animal, Insect, & Radent Control		Other	618,000.00	Cancelled, Abated or Adjusted (1989)	
Other Welfare Services		Total	1,687,000.00	Transfers to Foreclosed Property	
RECREATION and CONSERVATION		ISSUED AND OUTSTANDING		Balance December 31, 1989	308.35
Beaches and Boardwalks		Schaal	1,009,000.00	PROPERTY ACQUIRED BY DEED OR FORECLOSURE	
Parks, Playgrounds, Shade Trees	43,000.00	Self-Liquidating		Balance January 1, 1989	10,800.00
Land Reclamation & Conservation	200.00	Other	384,000.00	Transfers From Taxes or Liens	
Other Recreational Services	126,100.00	Total	1,453,000.00	Sale for Cash (1989)	
EDUCATION (excluding schools)		EQUALIZED VALUATION BASIS FOR NET DEBT COMPUTATION	416,322.11	Cancelled, Abated or Adjusted (1989)	
Libraries	140,912.00	REAL PROPERTY VALUATIONS		Balance December 31, 1989	10,300.00
Other Educational Services		Code Class # of Parcels % VAL'N		CURRENT FINANCES DECEMBER 31, 1989	
STATUTORY EXPENDITURES				ASSETS	
Pensions & F. L. C. A.	245,332.30	1 Vacant Land 100 3.27	12,485,400.00	Cash Dec. 31, 1989	3,447,047.88
Employee Fringe Benefits	193,849.01	2 Residential 1929 61.71	235,616,900.00	Taxes Receivable	295,115.07
Other Statutory Expenditures	4,000.00	3 Farm 4 .04	155,800.00	Tax Title Liens	308.35
CETA And Other Public Employment Programs		4a Commercial 275 19.74	75,364,700.00	Foreclosed Property	10,800.00
MUNICIPAL FUNCTIONS TOTAL	2,955,970.91	4b Industrial 36 10.01	39,204,400.00	Emergencies & Other Deferred Charges	61,400.00
CAPITAL IMPROVEMENTS * ME % *	15,000.00	4c Apartments 26 5.24	19,997,900.00	State and Federal Aid Receivable	
DEBT SERVICE		Total	381,825,000.00	Other Receivables	2,111.00
Principal Payments	60,000.00	Land Area 3.60 Sq. Miles		Total	3,316,782.30
Interest Payments	25,133.30	Net Valuation Taxable-Municipal	387,443,092	LIABILITIES, RESERVES, AND SURPLUS	
DEFERRED CHARGES	127,365.44	Net Valuation Taxable-County	434,304,933	Cash Liabilities	2,554,795.55
SCHOOL, COUNTY, SPECIAL DISTRICT TAXES	7,523,532.22	State Equalized Valuation	467,620,005	Reserves for Receivables	308,334.42
RESERVE FOR UNCOLLECTED TAXES	617,066.97	State Equalization Ratio	82.61	Surplus Dec. 31, 1989	953,662.38
EXPENDITURES TOTAL	11,211,903.94			Total	3,316,782.30

0416

Population 1980 15,875
 Population 1990 14,837
 S & P Rating
 Moody Rating A

General Tax Rate Per \$100. 5.86
 State Equalized Tax Rate 2.33

HADDON TOWNSHIP - CAMDEN COUNTY

Form of Government:

Commission (1911)

Number of Members on Governing Body - 3

PER CAPITA:

Gross Debt 503.84
 Net Debt 381.72
 Debt Service 41.72
 Total Tax Levy 945.01
 Municipal Expenditures 340.02

PER CENT:

Gross Debt 1.47
 Net Debt 1.12
 Tax Levy Collected 98.09
 Tax Levy Cancelled, Abated or Adjusted .32

EXPENDITURES		REVENUES-REALIZED		1989 PROPERTY TAX		
GENERAL GOVERNMENT				STATE EQUALIZED TAX RATE .97		
Governing Body & Public Boards		1989 Property Taxes Collected	13,753,992.45	Local District School Taxes	5,704,940.81	
Municipal Clerk		1989 Payments in Lieu of Taxes		Regional & Consolidated School Tax		
Financial Administration	7,800.00	Delinquent Tax & Lien Collections	292,728.17	School Taxes in Municipal Budget		
Assessment of Taxes	26,008.18	Business Personalty Replacement Taxes	111,167.76	County Taxes	-88 5,142,404.77	
Collection of Taxes	57,674.25	Taxes from Public Utilities	823,545.00	County Library Taxes	-02 135,802.40	
Planning, Housing & Development	40,039.95	Other Miscellaneous Tax Revenues		Local Municipal Purpose Taxes	-45 2,649,736.00	
Human Resources	56,202.78	State Aid Revenues	177,027.21	Veteran & Senior Citizen Taxes	214,450.00	
Elections	11,220.00	Federal Aid Revenues		Total Taxes for Rate Computation	2.32 13,847,333.98	
General Administration (other)	410,010.51	State and Local Fiscal Assistance Act Utilized		Special District Taxes	343,520.00	
JUDICIARY		Sale of Acquired Property		Bank Corp. Taxes		
Municipal Courts	63,678.64	Other Miscellaneous Revenues	814,888.39	Added and Omitted Taxes	44,746.78	
PUBLIC SAFETY		Total	15,973,348.98	Total Taxes Levied - ABSTRACT	14,021,150.76	
Fire Protection	41,840.00	Prior Years Surplus Appropriated	495,000.00	Total Taxes Billed	14,021,150.76	
Police Protection	1,157,675.26	REVENUES TOTAL	16,468,348.98	1989 TAXES COLLECTED	13,753,992.45	
Civil Defense & Disaster Central	3,300.00	Reserve For Uncollected Taxes	298,459.00	1989 Taxes Cancelled, Abated or Adjusted	45,000.00	
Environmental Inspection & Central	85,798.26	CAPITAL OUTLAY TOTAL	1,544,756.14	Transfer to Tax Title Liens or Foreclosed		
Other Public Safety		Public Enterprises	796,585.45	Balance Outstanding Dec. 31, 1989	222,158.31	
PUBLIC WORKS		Recreation-Culture		PRIOR YEARS TAXES OUTSTANDING		
Streets and Drainage	470,483.11	Public Works	747,931.19	Balance January 1, 1989	288,874.42	
Sewers and Sewage Processing		Buildings and Grounds	239.50	Collected in 1989	286,906.56	
Garbage and Trash Disposal	783,553.00	Library and Education		Cancelled, Abated or Adjusted 1989		
Public Buildings and Grounds	70,544.46	Conservation		Transfers to Tax Title Liens or Foreclosed		
Other Public Works	39,419.77	All Other		Balance December 31, 1989	1,967.86	
HEALTH and WELFARE		CAPITAL DEBT AUTHORIZED, DECEMBER 31, 1989		TAX TITLE LIENS OUTSTANDING		
Health Services Except Environmental	2,924.00	ISSUED AND UNISSUED	GROSS DEBT	NET DEBT		
Welfare-Public Assistance	12,730.00	Schaal	1,467,333	2,031,378	28,984.96	
Hospital, Clinics, First Aid		Self-Liquidating	2,303,909	3,632,187		
Animal, Insect, & Radent Central		Other	3,704,187	5,663,566		
Other Welfare Services		Total	7,475,510		5,821.61	
RECREATION and CONSERVATION		ISSUED AND OUTSTANDING				
Beaches and Boardwalks	3,300.00	Schaal	1,190,000.00			
Parks, Playgrounds, Shade Trees		Self-Liquidating	2,302,900.00			
Land Reclamation & Conservation		Other	3,613,250.00			
Other Recreational Services	52,300.00	Total	7,106,150.00			
EDUCATION (excluding schools)		EQUALIZED VALUATION BASIS		PROPERTY ACQUIRED BY DEED OR FORECLOSURE		
Libraries	15,500.00	FOR NET DEBT COMPUTATION	507,481,185	Balance January 1, 1989	39,160.00	
Other Educational Services	34,000.00	REAL PROPERTY VALUATIONS		Transfers From Taxes or Liens		
STATUTORY EXPENDITURES		Code	Class	# of Parcels	% VAL'N	ASSESSED VALUATION
Pensions & F. L. C. A.	293,173.00	1	Vacant Land	199	.79	1,831,650.00
Employee Fringe Benefits	149,783.76	2	Residential	4635	78.55	182,268,600.00
Other Statutory Expenditures	3,000.00	3	Farm			
CETA And Other Public Employment Programs		4a	Commercial	290	14.81	34,374,700.00
MUNICIPAL FUNCTIONS		4b	Industrial	25	.93	2,042,200.00
CAPITAL IMPROVEMENTS	30,000.00	4c	Apartments	17	4.97	11,529,500.00
DEBT SERVICE		Total		5167		232,046,650.00
Principal Payments	375,000.00	Land Area	2.69	Sq. Miles		
Interest Payments	243,967.21	Net Valuation Taxable-Municipal				232,796,936
DEFERRED CHARGES		Net Valuation Taxable-County				517,730,742
SCHOOL, COUNTY, SPECIAL DISTRICT TAXES	11,326,667.98	State Equalized Valuation				584,221,873
RESERVE FOR UNCOLLECTED TAXES	298,459.00	State Equalization Ratio				39.77
EXPENDITURES TOTAL						
	16,371,594.24					
				CURRENT FINANCES DECEMBER 31, 1989		
				ASSETS		
				Cash Dec. 31, 1989	1,124,670.32	
				Taxes Receivable	224,126.17	
				Tax Title Liens	23,163.35	
				Foreclosed Property	39,160.00	
				Emergencies & Other Deferred Charges	128,400.00	
				State and Federal Aid Receivable	5,825.55	
				Other Receivables	121,704.30	
				Total	1,667,049.69	
				LIABILITIES, RESERVES, AND SURPLUS		
				Cash Liabilities	545,653.62	
				Reserves for Receivables	408,153.82	
				Surplus Dec. 31, 1989	713,242.25	
				Total	1,667,049.69	

0418
 Population 1980 3,361
 Population 1990 7,360
 S & P Rating
 Moody Rating A1

General Tax Rate Per \$100 7.51
 State Equalized Tax Rate 2.33

HADDON HEIGHTS BORO. - CAMDEN CO.
 Form of Government:
 Borough Council
 Number of Members on Governing Body - 6

PER CAPITA:
 Gross Debt 341.04
 Net Debt 321.18
 Debt Service 44.44
 Total Tax Levy 1,025.53
 Municipal Expenditures 434.87

PER CENT:
 Gross Debt 9.2
 Net Debt 8.6
 Tax Levy Collected 93.67
 Tax Levy Cancelled, Abated or Adjusted

EXPENDITURES		REVENUES-REALIZED			1989 PROPERTY TAX	
GENERAL GOVERNMENT					STATE EQUALIZED TAX RATE 7.96	
Governing Body & Public Boards	3,551.00	1989 Property Taxes Collected	7,957,683.07	Local District School Taxes	96	3,250,232.00
Municipal Clerk		1989 Payments in Lieu of Taxes	20,000.00	Regional & Consolidated School Tax		
Financial Administration	44,833.00	Delinquent Tax & Lien Collections	32,557.00	School Taxes in Municipal Budget		
Assessment of Taxes	17,652.00	Business Personalty Replacement Taxes	45,423.00	County Taxes	.37	2,927,336.17
Collection of Taxes	34,725.00	Taxes from Public Utilities	533,640.00	County Library Taxes		
Planning, Housing & Development	27,326.00	Other Miscellaneous Tax Revenues		Local Municipal Purpose Taxes	.55	1,857,475.27
Human Resources	43,510.00	State Aid Revenues	157,299.00	Veteran & Senior Citizen Taxes		116,350.00
Elections		Federal Aid Revenues		Total Taxes for Rate Computation	2.38	3,152,493.46
General Administration (other)	343,536.00	State and Local Fiscal Assistance Act Utilized		Special District Taxes		
JUDICIARY		Sale of Acquired Property		Bank Corp. Taxes		
Municipal Courts	41,650.00	Other Miscellaneous Revenues	531,035.74	Added and Omitted Taxes		25,436.40
PUBLIC SAFETY		Total	9,377,537.31	Total Taxes Levied - ABSTRACT		3,061,079.86
Fire Protection	117,922.00	Prior Years Surplus Appropriated	324,000.00	Total Taxes Billed		3,064,601.93
Police Protection	643,630.00	REVENUES TOTAL	9,701,637.81	1989 TAXES COLLECTED		7,957,683.07
Civil Defense & Disaster Control	1,525.00	Reserve For Uncollected Taxes	180,193.00	1989 Taxes Cancelled, Abated or Adjusted		
Environmental Inspection & Control	12,020.00	CAPITAL OUTLAY TOTAL	476,530.01	Transfer to Tax Title Liens or Foreclosed		11,933.14
Other Public Safety		Public Enterprises		Balance Outstanding Dec. 31, 1989		94,935.72
PUBLIC WORKS		Recreation-Culture	5,373.00	PRIOR YEARS TAXES OUTSTANDING		
Streets and Drainage	371,652.00	Public Works	161,173.89	Balance January 1, 1989		101,323.32
Sewers and Sewage Processing	137,124.00	Buildings and Grounds	307,235.30	Collected in 1989		82,557.02
Garbage and Trash Disposal	449,872.00	Library and Education	2,747.92	Cancelled, Abated or Adjusted 1989		261.26
Public Buildings and Grounds	27,335.00	Conservation		Transfers to Tax Title Liens or Foreclosed		11,402.76
Other Public Works	20,000.00	All Other		Balance December 31, 1989		7,102.28
HEALTH and WELFARE		CAPITAL DEBT AUTHORIZED, DECEMBER 31, 1989		TAX TITLE LIENS OUTSTANDING		
Health Services Except Environmental	1,322.00	ISSUED AND UNISSUED		Balance January 1, 1989		
Welfare-Public Assistance	3,133.00	School		Transfer From Taxes		26,053.00
Hospital, Clinics, First Aid		Self-Liquidating		Redeemed in 1989		
Animal, Insect, & Rodent Control		Other	2,680,558	Cancelled, Abated or Adjusted (1989)		
Other Welfare Services		Total	2,680,558	Transfers to Foreclosed Property		
RECREATION and CONSERVATION		ISSUED AND OUTSTANDING		Balance December 31, 1989		26,053.00
Beaches and Boardwalks		School		PROPERTY ACQUIRED BY DEED OR FORECLOSURE		
Parks, Playgrounds, Shade Trees	11,000.00	Self-Liquidating		Balance January 1, 1989		28,550.00
Land Reclamation & Conservation		Other		Transfers From Taxes or Liens		
Other Recreational Services	1,250.00	Total	2,019,800.00	Sale for Cash (1989)		
EDUCATION (excluding schools)		EQUALIZED VALUATION BASIS		Cancelled, Abated or Adjusted (1989)		
Libraries	97,000.00	FOR NET DEBT COMPUTATION	292,336,354	Balance December 31, 1989		28,550.00
Other Educational Services	10,000.00	REAL PROPERTY VALUATIONS		CURRENT FINANCES DECEMBER 31, 1989		
STATUTORY EXPENDITURES		Code Class # of Parcels % VAL'N		ASSETS		
Pensions & F. L. C. A.	222,481.00	1 Vacant Land 41 .23	588,600.00	Cash Dec. 31, 1989		1,076,792.00
Employee Fringe Benefits	144,000.00	2 Residential 2540 87.92	200,439,000.00	Taxes Receivable		102,038.00
Other Statutory Expenditures	100.00	3 Farm		Tax Title Liens		26,053.00
CETA And Other Public Employment Programs		4a Commercial 100 10.06	22,924,800.00	Foreclosed Property		28,550.00
MUNICIPAL FUNCTIONS TOTAL	2,835,371.00	4b Industrial 4 .21	486,500.00	Emergencies & Other Deferred Charges		44,936.00
CAPITAL IMPROVEMENTS *MEMO*	25,000.00	4c Apartments 13 1.56	3,551,600.00	State and Federal Aid Receivable		
DEBT SERVICE		Total 2698	227,990,500.00	Other Receivables		19,933.00
Principal Payments	210,000.00	Land Area 1.58 Sq. Miles		Total		1,298,302.00
Interest Payments	139,265.00	Net Valuation Taxable-Municipal	229,047,055	LIABILITIES, RESERVES, AND SURPLUS		
DEFERRED CHARGES		Net Valuation Taxable-County	294,722,268	Cash Liabilities		362,149.00
SCHOOL COUNTY, SPECIAL DISTRICT TAXES	6,173,168.19	State Equalized Valuation	336,830,487	Reserves for Receivables		176,574.00
RESERVE FOR UNCOLLECTED TAXES	180,193.00	State Equalization Ratio	67.90	Surplus Dec. 31, 1989		759,579.00
EXPENDITURES TOTAL	9,596,225.19			Total		1,298,302.00

Population 1980 12,337
 Population 1990 11,525
 S & P Rating
 Moody Rating

General Tax Rate Per \$100. 4.45
 State Equalized Tax Rate 2.30

HADDONFIELD BORO. - CAMDEN COUNTY

Form of Government:
 Commission (1911)

Number of Members on Governing Body - 3

PER CAPITA:
 Gross Debt 603.35
 Net Debt 92.97
 Debt Service 26.49
 Total Tax Levy 1,723.79
 Municipal Expenditures 485.72

PER CENT:
 Gross Debt .93
 Net Debt .14
 Tax Levy Collected 98.31
 Tax Levy Cancelled, Abated or Adjusted .04

EXPENDITURES		REVENUES-REALIZED		1989 PROPERTY TAX	
GENERAL GOVERNMENT		1989 Property Taxes Collected		STATE EQUALIZED TAX RATE 1.08	
Governing Body & Public Boards		1989 Payments in Lieu of Taxes	19,712,445.60	Local District School Taxes	9,370,643.00
Municipal Clerk		Delinquent Tax & Lien Collections	267,133.70	Regional & Consolidated School Tax	
Financial Administration	23,750.00	Business Personality Replacement Taxes	109,677.92	School Taxes in Municipal Budget	
Assessment of Taxes	23,536.57	Taxes from Public Utilities	743,027.00	County Taxes	7,697,953.37
Collection of Taxes	53,472.58	Other Miscellaneous Tax Revenues		County Library Taxes	
Planning, Housing & Development	31,635.32	State Aid Revenues	213,670.79	Local Municipal Purpose Taxes	2,859,060.00
Human Resources	55,373.59	Federal Aid Revenues		Veteran & Senior Citizen Taxes	108,700.00
Elections	13,443.97	State and Local Fiscal Assistance Act Utilized		Total Taxes for Rate Computation	20,036,356.37
General Administration (other)	395,924.42	Sale of Acquired Property		Special District Taxes	
JUDICIARY		Other Miscellaneous Revenues	1,645,178.61	Bank Corp. Taxes	
Municipal Courts	64,266.72	Total	22,691,133.62	Added and Omitted Taxes	116,625.04
PUBLIC SAFETY		Prior Years Surplus Appropriated	1,070,000.00	Total Taxes Levied - ABSTRACT	20,044,281.41
Fire Protection	267,352.11	REVENUES TOTAL	23,761,133.62	Total Taxes Billed	20,051,536.32
Police Protection	1,123,379.55	Reserve For Uncollected Taxes	520,713.44	1989 TAXES COLLECTED	19,712,445.60
Civil Defense & Disaster Control	25.00	CAPITAL OUTLAY TOTAL	871,560.75	1989 Taxes Cancelled, Abated or Adjusted	7,761.00
Environmental Inspection & Control	71,539.38	Public Enterprises	500,010.00	Transfer to Tax Title Liens or Foreclosed	9,024.68
Other Public Safety		Recreation-Culture	12,737.75	Balance Outstanding Dec. 31, 1989	322,305.04
PUBLIC WORKS		Public Works	107,346.91	PRIOR YEARS TAXES OUTSTANDING	
Streets and Drainage	440,721.99	Buildings and Grounds	251,466.09	Balance January 1, 1989	302,501.15
Sewers and Sewage Processing		Library and Education		Collected in 1989	265,579.07
Garbage and Trash Disposal	773,316.21	Conservation		Cancelled, Abated or Adjusted 1989	39.02
Public Buildings and Grounds	233,721.82	All Other		Transfers to Tax Title Liens or Foreclosed	
Other Public Works		CAPITAL DEBT AUTHORIZED, DECEMBER 31, 1989		Balance December 31, 1989	36,883.06
HEALTH and WELFARE		ISSUED AND UNISSUED		TAX TITLE LIENS OUTSTANDING	
Health Services Except Environmental	45,577.23	School	4,454,000	Balance January 1, 1989	30,767.25
Welfare-Public Assistance	2,486.06	Self-Liquidating	1,480,662	Transfer From Taxes	9,024.68
Hospital, Clinics, First Aid		Other	1,081,068	Redeemed in 1989	1,554.63
Animal, Insect, & Rodent Control		Total	7,015,731	Cancelled, Abated or Adjusted (1989)	
Other Welfare Services		ISSUED AND OUTSTANDING		Transfers to Foreclosed Property	
RECREATION and CONSERVATION		School	4,454,000.00	Balance December 31, 1989	38,237.30
Beaches and Boardwalks		Self-Liquidating	1,380,662.50	PROPERTY ACQUIRED BY DEED OR FORECLOSURE	
Parks, Playgrounds, Shade Trees	114,411.54	Other	5,834,662.50	Balance January 1, 1989	24,300.00
Land Reclamation & Conservation	408.10	EQUALIZED VALUATION BASIS		Transfers From Taxes or Liens	
Other Recreational Services	38,700.82	FOR NET DEBT COMPUTATION	753,570,345	Sale for Cash (1989)	
EDUCATION (excluding schools)		REAL PROPERTY VALUATIONS		Cancelled, Abated or Adjusted (1989)	
Libraries	315,490.00	Code Class # of Parcels % VAL'N		Balance December 31, 1989	24,300.00
Other Educational Services		1 Vacant Land 82 .33		CURRENT FINANCES DECEMBER 31, 1989	
STATUTORY EXPENDITURES		2 Residential 4031 86.38		ASSETS	
Pensions & F. I. C. A.	420,888.59	3 Farm		Cash Dec. 31, 1989	4,937,333.48
Employee Fringe Benefits	229,696.82	4a Commercial 267 12.48		Taxes Receivable	359,188.10
Other Statutory Expenditures		4b Industrial		Tax Title Liens	38,237.30
CETA And Other Public Employment Programs		4c Apartments 11 .76		Foreclosed Property	24,300.00
MUNICIPAL FUNCTIONS TOTAL	4,759,159.04	Total 4391		Emergencies & Other Deferred Charges	
CAPITAL IMPROVEMENTS * MEMO *	130,800.00	Land Area 2.78 Sq. Miles		State and Federal Aid Receivable	76,000.00
DEBT SERVICE		Net Valuation Taxable-Municipal	448,479,204	Other Receivables	102,844.34
Principal Payments	263,303.29	Net Valuation Taxable-County	775,120,439	Total	5,537,903.22
Interest Payments	44,738.01	State Equalized Valuation	860,408,599	LIABILITIES, RESERVES, AND SURPLUS	
DEFERRED CHARGES		State Equalization Ratio	51.67	Cash Liabilities	3,450,833.53
SCHOOL, COUNTY, SPECIAL DISTRICT TAXES	60,000.00			Reserves for Receivables	484,715.23
RESERVE FOR UNCOLLECTED TAXES	17,068,596.37			Surplus Dec. 31, 1989	1,602,354.46
EXPENDITURES TOTAL	22,716,510.15			Total	5,537,903.22

Population 1980 3,236
 Population 1990 3,249
 S & P Rating
 Moody Rating

General Tax Rate Per \$100. 1.37
 State Equalized Tax Rate 1.94

HAINESPORT TWP. - BURLINGTON CO.

Form of Government:

Township Committee

Number of Members on Governing Body - 3

PER CAPITA:

Gross Debt 395.34
 Net Debt 252.07
 Debt Service 32.27
 Total Tax Levy 1,049.40
 Municipal Expenditures 533.20

PER CENT:

Gross Debt .89
 Net Debt .57
 Tax Levy Collected 91.10
 Tax Levy Cancelled, Abated or Adjusted .75

EXPENDITURES		REVENUES-REALIZED			1989 PROPERTY TAX	
GENERAL GOVERNMENT					STATE EQUALIZED TAX RATE	
Governing Body & Public Boards		1989 Property Taxes Collected	3,106,889.63	Local District School Taxes	.81	1,392,733.00
Municipal Clerk		1989 Payments in Lieu of Taxes		Regional & Consolidated School Tax	.31	540,814.33
Financial Administration	26,300.00	Delinquent Tax & Lien Collections	214,992.19	School Taxes in Municipal Budget		
Assessment of Taxes	17,100.00	Business Personality Replacement Taxes	54,573.23	County Taxes	.48	833,235.86
Collection of Taxes	27,950.00	Taxes from Public Utilities	259,041.00	County Library Taxes	.03	47,741.07
Planning, Housing & Development	23,770.00	Other Miscellaneous Tax Revenues		Local Municipal Purpose Taxes	.31	531,546.19
Human Resources	33,531.21	State Aid Revenues	44,015.89	Veteran & Senior Citizen Taxes		47,050.00
Elections	2,200.00	Federal Aid Revenues		Total Taxes for Rate Computation	1.94	3,393,120.45
General Administration (other)	175,776.00	Federal Aid Revenues		Special District Taxes		
JUDICIARY		State and Local Fiscal Assistance Act Utilized		Bank Corp. Taxes		
Municipal Courts	36,939.59	Sale of Acquired Property		Added and Omitted Taxes		63,417.27
PUBLIC SAFETY		Other Miscellaneous Revenues	265,637.78	Total Taxes Levied - ABSTRACT		3,409,487.72
Fire Protection	66,952.00	Total	3,945,149.77	Total Taxes Billed		3,410,470.76
Police Protection	400,190.93	Prior Years Surplus Appropriated	357,090.00	1989 TAXES COLLECTED		
Civil Defense & Disaster Control	100.00	REVENUES TOTAL	4,302,239.77	1989 Taxes Cancelled, Abated or Adjusted		25,706.20
Environmental Inspection & Control	54,235.00	Reserve For Uncollected Taxes	231,131.16	Transfer to Tax Title Liens or Foreclosed		11,137.01
Other Public Safety		CAPITAL OUTLAY TOTAL	52,922.77	Balance Outstanding Dec. 31, 1989		260,737.92
PUBLIC WORKS				PRIOR YEARS TAXES OUTSTANDING		
Streets and Drainage	92,224.10	Public Enterprises		Balance January 1, 1989		223,617.74
Sewers and Sewage Processing	5,155.00	Recreation-Culture		Collected in 1989		214,992.19
Garbage and Trash Disposal	133,000.00	Public Works	36,607.58	Cancelled, Abated or Adjusted 1989		
Public Buildings and Grounds	45,812.00	Buildings and Grounds	16,215.19	Transfers to Tax Title Liens or Foreclosed		8,625.55
Other Public Works	11,000.00	Library and Education		Balance December 31, 1989		
HEALTH and WELFARE		All Other		TAX TITLE LIENS OUTSTANDING		
Health Services Except Environmental	125.00	CAPITAL DEBT AUTHORIZED, DECEMBER 31, 1989			Balance January 1, 1989	8,926.35
Welfare-Public Assistance	1,675.00	ISSUED AND UNISSUED		Transfer From Taxes		19,762.56
Hospital, Clinics, First Aid		School	449,295	Redeemed in 1989		
Animal, Insect, & Rodent Control		Self-Liquidating		Cancelled, Abated or Adjusted (1989)		
Other Welfare Services		Other	855,177	Transfers to Foreclosed Property		
RECREATION and CONSERVATION		Total	1,234,473	Balance December 31, 1989		28,689.41
Beaches and Boardwalks		ISSUED AND OUTSTANDING		PROPERTY ACQUIRED BY DEED OR FORECLOSURE		
Parks, Playgrounds, Shade Trees		School		Balance January 1, 1989		11,790.00
Land Reclamation & Conservation	6,300.00	Self-Liquidating		Transfers From Taxes or Liens		
Other Recreational Services	40.00	Other		Sale for Cash (1989)		
EDUCATION (excluding schools)		Total		Cancelled, Abated or Adjusted (1989)		
Libraries		EQUALIZED VALUATION BASIS FOR NET DEBT COMPUTATION		Balance December 31, 1989		11,796.00
Other Educational Services	20,000.00	REAL PROPERTY VALUATIONS		CURRENT FINANCES DECEMBER 31, 1989		
STATUTORY EXPENDITURES		Code	Class	# of Parcels	% VAL'N	ASSESSED VALUATION
Pensions & F. L. C. A.	75,300.06	1	Vacant Land	313	6.23	11,031,100.00
Employee Fringe Benefits	35,377.00	2	Residential	1042	62.93	111,953,300.00
Other Statutory Expenditures		3	Farm	80	3.09	5,483,200.00
CETA And Other Public Employment Programs	1,309,152.39	4a	Commercial	79	13.68	24,312,700.00
MUNICIPAL FUNCTIONS TOTAL		4b	Industrial	31	14.02	24,929,700.00
CAPITAL IMPROVEMENTS *MEMO*		4c	Apartments			
DEBT SERVICE		Total		1545		177,759,000.00
Principal Payments	62,400.00	Land Area	6.58	Sq. Miles		
Interest Payments	42,430.23	Net Valuation Taxable-Municipal				179,173,453
DEFERRED CHARGES		Net Valuation Taxable-County				143,165,799
SCHOOL, COUNTY, SPECIAL DISTRICT TAXES	2,214,524.20	State Equalized Valuation				172,817,511
RESERVE FOR UNCOLLECTED TAXES	231,131.10	State Equalization Ratio				103.71
EXPENDITURES TOTAL	4,546,904.97			LIABILITIES, RESERVES, AND SURPLUS		
				Cash Dec. 31, 1989		180,220.22
				Taxes Receivable		266,737.92
				Tax Title Liens		23,689.41
				Foreclosed Property		11,790.00
				Emergencies & Other Deferred Charges		111,433.04
				State and Federal Aid Receivable		
				Other Receivables		75,246.09
				Total		674,127.68
				CASH LIABILITIES, RESERVES, AND SURPLUS		
				Cash Liabilities		201,362.28
				Reserves for Receivables		332,469.42
				Surplus Dec. 31, 1989		90,295.98
				Total		674,127.68

1603
 Population 1980 6,607
 Population 1990 6,951
 S & P Rating
 Moody Rating A

General Tax Rate Per \$100. 2.10
 State Equalized Tax Rate 1.97

HALEDON BOROUGH - PASSAIC COUNTY

Form of Government:

Borough Council

Number of Members on Governing Body - 6

PER CAPITA:
 Gross Debt 388.22 PER CENT:
 Net Debt 290.49 Gross Debt .88
 Debt Service 30.29 Net Debt .66
 Total Tax Levy 1,002.24 Tax Levy Collected 97.30
 Municipal Expenditures 553.68 Tax Levy Cancelled, Abated or Adjusted .14

EXPENDITURES		REVENUES-REALIZED		1989 PROPERTY TAX	
GENERAL GOVERNMENT				STATE EQUALIZED TAX RATE	
Governing Body & Public Boards		1989 Property Taxes Collected	6,792,875.15	Local District School Taxes	.50 1,768,556.00
Municipal Clerk		1989 Payments in Lieu of Taxes		Regional & Consolidated School Tax	.37 1,312,609.07
Financial Administration	51,160.00	Delinquent Tax & Lien Collections	77,218.77	School Taxes in Municipal Budget	
Assessment of Taxes	11,110.00	Business Personality Replacement Taxes	76,347.64	County Taxes	.44 1,535,021.76
Collection of Taxes	43,390.00	Taxes from Public Utilities	425,485.00	County Library Taxes	
Planning, Housing & Development	18,100.00	Other Miscellaneous Tax Revenues		Local Municipal Purpose Taxes	.66 2,315,000.00
Human Resources	58,127.00	State Aid Revenues	113,926.58	Veteran & Senior Citizen Taxes	
Elections	4,660.00	Federal Aid Revenues		Total Taxes for Rate Computation	1.97 7,002,136.83
General Administration (other)	385,263.00	State and Local Fiscal Assistance Act Utilized		Special District Taxes	
JUDICIARY		Sale of Acquired Property		Bank Corp. Taxes	
Municipal Courts	64,132.28	Other Miscellaneous Revenues	735,223.29	Added and Omitted Taxes	
PUBLIC SAFETY		Total	8,226,076.43	Total Taxes Levied - ABSTRACT	35,386.21
Fire Protection	141,350.09	Prior Years Surplus Appropriated	635,000.00	Total Taxes Billed	6,981,670.71
Police Protection	755,632.00	REVENUES TOTAL	8,861,076.43	1989 TAXES COLLECTED	6,792,875.15
Civil Defense & Disaster Control	1,925.00	Reserve For Uncollected Taxes	373,659.24	1989 Taxes Cancelled, Abated or Adjusted	9,678.90
Environmental Inspection & Control	19,780.00	CAPITAL OUTLAY TOTAL	210,000.02	Transfer to Tax Title Liens or Foreclosed	77.70
Other Public Safety				Balance Outstanding Dec. 31, 1989	179,041.96
PUBLIC WORKS				PRIOR YEARS TAXES OUTSTANDING	
Streets and Drainage	252,435.00	Public Enterprises	97,839.49	Balance January 1, 1989	88,082.68
Sewers and Sewage Processing	332,500.00	Recreation-Culture		Collected in 1989	77,218.77
Garbage and Trash Disposal	457,600.00	Public Works	105,972.32	Cancelled, Abated or Adjusted 1989	10,863.91
Public Buildings and Grounds	84,430.00	Buildings and Grounds	5,183.21	Transfers to Tax Title Liens or Foreclosed	
Other Public Works	25,000.00	Library and Education		Balance December 31, 1989	
HEALTH and WELFARE		Conservation		TAX TITLE LIENS OUTSTANDING	
Health Services Except Environmental	16,545.00	All Other		Balance January 1, 1989	1,461.06
Welfare-Public Assistance	10,850.00	CAPITAL DEBT AUTHORIZED, DECEMBER 31, 1989		Transfer From Taxes	77.70
Hospital, Clinics, First Aid		ISSUED AND UNISSUED		Redeemed in 1989	
Animal, Insect, & Rodent Control		School	606,915	Cancelled, Abated or Adjusted (1989)	851.55
Other Welfare Services		Self-Liquidating	801,878	Transfers to Foreclosed Property	
RECREATION and CONSERVATION		Other	1,229,750	Balance December 31, 1989	687.21
Beaches and Boardwalks		Total	2,698,544	PROPERTY ACQUIRED BY DEED OR FORECLOSURE	
Parks, Playgrounds, Shade Trees		ISSUED AND OUTSTANDING		Balance January 1, 1989	10,425.00
Land Reclamation & Conservation	5,004.67	School	666,915.36	Transfers From Taxes or Liens	
Other Recreational Services	30,120.00	Self-Liquidating	801,878.74	Sale for Cash (1989)	
EDUCATION (excluding schools)		Other	1,229,750.00	Cancelled, Abated or Adjusted (1989)	
Libraries	93,930.00	Total	2,698,544.10	Balance December 31, 1989	10,425.00
Other Educational Services		EQUALIZED VALUATION BASIS FOR NET DEBT COMPUTATION		CURRENT FINANCES DECEMBER 31, 1989	
STATUTORY EXPENDITURES		REAL PROPERTY VALUATIONS		ASSETS	
Pensions & F. L. C. A.	170,948.00	Code Class # of Parcels % VAL'N		Cash Dec. 31, 1989	2,022,886.16
Employee Fringe Benefits	117,000.00	1 Vacant Land 126 1.76		Taxes Receivable	179,041.96
Other Statutory Expenditures	5,530.00	2 Residential 1553 78.05		Tax Title Liens	687.21
CETA And Other Public Employment Programs		3 Farm		Foreclosed Property	10,425.00
MUNICIPAL FUNCTIONS TOTAL	3,239,652.04	4a Commercial 125 10.00		Emergencies & Other Deferred Charges	36,728.00
CAPITAL IMPROVEMENTS *ME%*	20,000.00	4b Industrial 27 6.30		State and Federal Aid Receivable	7,646.00
DEBT SERVICE		4c Apartments 10 2.99		Other Receivables	71,467.36
Principal Payments	121,000.00	Total 1846		Total	2,328,881.69
Interest Payments	89,566.95	Land Area 1.30 Sq. Miles		LIABILITIES, RESERVES, AND SURPLUS	
DEFERRED CHARGES		Net Valuation Taxable-Municipal	330,863,550	Cash Liabilities	461,362.26
SCHOOL, COUNTY, SPECIAL DISTRICT TAXES	4,615,156.33	Net Valuation Taxable-County	335,647,349	Reserves for Receivables	261,621.53
RESERVE FOR UNCOLLECTED TAXES	373,659.24	State Equalized Valuation	352,014,274	Surplus Dec. 31, 1989	1,605,897.90
EXPENDITURES TOTAL	8,464,792.96	State Equalization Ratio	93.82	Total	2,328,881.69

1909
 Population 1980 1,332
 Population 1990 2,560
 S & P Rating
 Moody Rating 3AA1

General Tax Rate Per \$100. 1.80
 State Equalized Tax Rate 1.80

HAMBURG BOROUGH - SUSSEX COUNTY

Form of Government:

Borough Council

Number of Members on Governing Body - 6

PER CAPITA:

Gross Debt 1,546.01
 Net Debt 335.33
 Debt Service
 Total Tax Levy 992.71
 Municipal Expenditures 399.31

PER CENT:

Gross Debt 4.06
 Net Debt .27
 Tax Levy Collected 25.30
 Tax Levy Cancelled, Abated or Adjusted 1.17

EXPENDITURES		REVENUES-REALIZED		1989 PROPERTY TAX	
GENERAL GOVERNMENT		REVENUES-REALIZED		STATE EQUALIZED TAX RATE	
Governing Body & Public Boards		1989 Property Taxes Collected	2,193,569.46	Local District School Taxes	.75 921,829.50
Municipal Clerk		1989 Payments in Lieu of Taxes		Regional & Consolidated School Tax	.37 454,570.90
Financial Administration	24,729.95	Delinquent Tax & Lien Collections	221,734.49	School Taxes in Municipal Budget	
Assessment of Taxes	11,100.05	Business Personality Replacement Taxes	39,493.16	County Taxes	* 450,503.29
Collection of Taxes	16,500.00	Taxes from Public Utilities	96,417.00	County Library Taxes	.02 20,473.77
Planning, Housing & Development	10,300.00	Other Miscellaneous Tax Revenues		Local Municipal Purpose Taxes	.37 453,957.13
Human Resources	35,335.00	State Aid Revenues	33,954.78	Veteran & Senior Citizen Taxes	
Elections	500.00	Federal Aid Revenues		Total Taxes for Rate Computation	1.33 2,328,090.54
General Administration (other)	184,908.00	State and Local Fiscal Assistance Act Utilized		Special District Taxes	
JUDICIARY		Sole of Acquired Property		Bank Corp. Taxes	
Municipal Courts	27,842.00	Other Miscellaneous Revenues	123,381.31	Added and Omitted Taxes	
PUBLIC SAFETY		Total	2,712,550.70	Total Taxes Levied - ABSTRACT	2,547,305.98
Fire Protection	17,106.00	Prior Years Surplus Appropriated	275,000.00	Total Taxes Billed	2,556,553.33
Police Protection	243,814.00	REVENUES TOTAL	2,987,550.70	1989 TAXES COLLECTED	2,193,569.46
Civil Defense & Disaster Control	1,100.00	REVENUES FOR UNCOLLECTED TAXES	273,500.00	1989 Taxes Cancelled, Abated or Adjusted	30,347.79
Environmental Inspection & Control	17,520.00	TOTAL	607,741.57	Transfer to Tax Title Liens or Foreclosed	14,359.20
Other Public Safety		CAPITAL OUTLAY		Balance Outstanding Dec. 31, 1989	313,277.38
PUBLIC WORKS		TOTAL		PRIOR YEARS TAXES OUTSTANDING	
Streets and Drainage	64,516.00	Public Enterprises	59,996.93	Balance January 1, 1989	243,431.77
Sewers and Sewage Processing		Recreation-Culture		Collected in 1989	204,558.61
Garbage and Trash Disposal		Public Works		Cancelled, Abated or Adjusted 1989	2,015.22
Public Buildings and Grounds	14,100.00	Buildings and Grounds	744.59	Transfers to Tax Title Liens or Foreclosed	13,731.03
Other Public Works		Library and Education		Balance December 31, 1989	23,076.91
HEALTH and WELFARE		Conservation		TAX TITLE LIENS OUTSTANDING	
Health Services Except Environmental	375.00	All Other		Balance January 1, 1989	12,510.62
Welfare-Public Assistance	540.00	CAPITAL DEBT AUTHORIZED, DECEMBER 31, 1989		Transfer From Taxes	29,790.52
Hospital, Clinics, First Aid		ISSUED AND UNISSUED		Redeemed in 1989	17,175.89
Animal, Insect, & Rodent Control	2.00	School	1,568,793	Cancelled, Abated or Adjusted (1989)	
Other Welfare Services		Self-Liquidating	2,393,273	Transfers to Foreclosed Property	
RECREATION and CONSERVATION		Other		Balance December 31, 1989	25,125.26
Beaches and Boardwalks		Total	3,967,071	PROPERTY ACQUIRED BY DEED OR FORECLOSURE	
Parks, Playgrounds, Shade Trees	5,004.00	ISSUED AND OUTSTANDING		Balance January 1, 1989	
Land Reclamation & Conservation	2,650.59	School	1,568,793.58	Transfers From Taxes or Liens	
Other Recreational Services	3,450.00	Self-Liquidating	2,385,000.00	Sole for Cosh (1989)	
EDUCATION (excluding schools)		Other		Cancelled, Abated or Adjusted (1989)	
Libraries		Total	3,953,793.58	Balance December 31, 1989	
Other Educational Services		EQUALIZED VALUATION BASIS		CURRENT FINANCES DECEMBER 31, 1989	
STATUTORY EXPENDITURES		FOR NET DEBT COMPUTATION		ASSETS	
Pensions & F. L. C. A.	49,000.00	REAL PROPERTY VALUATIONS		Cash Dec. 31, 1989	512,051.08
Employee Fringe Benefits		Code Class # of Parcels % VAL'N		Taxes Receivable	341,354.29
Other Statutory Expenditures	3,000.00	1 Vacant Land 555 5.33	6,628,200.00	Tax Title Liens	25,125.26
CETA And Other Public Employment Programs		2 Residential 760 75.40	93,770,300.00	Foreclosed Property	
MUNICIPAL FUNCTIONS TOTAL	737,454.59	3 Farm 6 .28	344,000.00	Emergencies & Other Deferred Charges	30,893.01
CAPITAL IMPROVEMENTS *MEMO*	15,000.00	4a Commercial 51 14.45	17,970,100.00	State and Federal Aid Receivable	6,333.89
DEBT SERVICE		4b Industrial 4 4.21	5,232,600.00	Other Receivables	
Principal Payments		4c Apartments 1 .33	414,900.00	Total	937,738.82
Interest Payments		Total 1377	124,360,100.00	LIABILITIES, RESERVES, AND SURPLUS	
DEFERRED CHARGES		Land Area 1.20 Sq. Miles		Cash Liabilities	178,111.90
SCHOOL, COUNTY, SPECIAL DISTRICT TAXES	1,853,393.41	Net Valuation Taxable-Municipal	124,547,763	Reserves for Receivables	388,460.84
RESERVE FOR UNCOLLECTED TAXES	278,500.00	Net Valuation Taxable-County	114,305,668	Surplus Dec. 31, 1989	371,166.08
EXPENDITURES TOTAL	2,879,298.00	State Equalized Valuation	122,782,399	Total	937,738.82
		State Equalization Ratio	101.44		

*Includes County Health Service Taxes, County Vocational School Taxes, or County Open Space Tax. See Table 13.

C112
 Population 1980 2,499
 Population 1990 16,312
 S & P Rating
 Moody Rating

General Tax Rate Per \$100. 2.24
 State Equalized Tax Rate 1.87

HAMILTON TOWNSHIP - ATLANTIC CO.
 Form of Government:
 Township Committee
 Number of Members on Governing Body - 5

PER CAPITA:
 Gross Debt 751.49
 Net Debt 536.47
 Debt Service 56.46
 Total Tax Levy 1,020.51
 Municipal Expenditures 497.88
 PER CENT:
 Gross Debt 1.94
 Net Debt 1.39
 Tax Levy Collected 92.64
 Tax Levy Cancelled, Abated or Adjusted .46

EXPENDITURES	REVENUES-REALIZED	1989 PROPERTY TAX
GENERAL GOVERNMENT		STATE EQUALIZED TAX RATE
Governing Body & Public Boards 31,850.00	1989 Property Taxes Collected 15,139,415.43	Local District School Taxes .68 5,241,753.00
Municipal Clerk 91,630.00	1989 Payments in Lieu of Taxes 16,011.33	Regional & Consolidated School Tax .55 4,232,023.69
Financial Administration 85,675.24	Delinquent Tax & Lien Collections 1,091,358.25	School Taxes in Municipal Budget
Assessment of Taxes 113,500.00	Business Personalty Replacement Taxes 149,576.72	County Taxes .44 * 3,386,588.08
Collection of Taxes 149,690.00	Taxes from Public Utilities 2,390,792.00	County Library Taxes .03 222,965.92
Planning, Housing & Development 197,600.00	Other Miscellaneous Tax Revenues	Local Municipal Purpose Taxes .17 1,334,461.17
Human Resources 87,697.90	State Aid Revenues 263,606.28	Veteran & Senior Citizen Taxes 138,600.00
Elections	Federal Aid Revenues	Total Taxes for Rate Computation 1.87 14,556,391.86
General Administration (other) 961,542.90	State and Local Fiscal Assistance Act Utilized 957.90	Special District Taxes 954,000.00
JUDICIARY	Sale of Acquired Property 77,732.55	Bank Corp. Taxes
Municipal Courts 185,145.00	Other Miscellaneous Revenues	Added and Omitted Taxes 968,671.42
PUBLIC SAFETY	Total 20,881,677.03	Total Taxes Levied - ABSTRACT 16,340,463.28
Fire Protection 184,115.76	Prior Years Surplus Appropriated 2,203,869.00	Total Taxes Billed 16,343,001.30
Police Protection 1,703,202.65	REVENUES TOTAL 23,085,546.08	1989 TAXES COLLECTED 15,139,415.43
Civil Defense & Disaster Control 20,700.00	Reserve For Uncollected Taxes 1,435,408.38	1989 Taxes Cancelled, Abated or Adjusted 74,784.91
Environmental Inspection & Control 254,500.00	CAPITAL OUTLAY TOTAL 2,771,842.46	Transfer to Tax Title Liens or Foreclosed 225,738.43
PUBLIC WORKS		Balance Outstanding Dec. 31, 1989 903,062.53
Streets and Drainage 795,967.00	Public Enterprises	PRIOR YEARS TAXES OUTSTANDING
Sewers and Sewage Processing	Recreation-Culture	Balance January 1, 1989 1,132,583.66
Garbage and Trash Disposal 143,040.00	Public Works 2,585,780.17	Collected in 1989 909,068.57
Public Buildings and Grounds	Buildings and Grounds 186,062.29	Cancelled, Abated or Adjusted 1989 288.48
Other Public Works	Library and Education	Transfers to Tax Title Liens or Foreclosed 142,740.27
HEALTH and WELFARE	Conservation	Balance December 31, 1989 80,486.34
Health Services Except Environmental 2,000.00	All Other	TAX TITLE LIENS OUTSTANDING
Welfare-Public Assistance 42,315.00		Balance January 1, 1989 331,641.89
Hospital, Clinics, First Aid	CAPITAL DEBT AUTHORIZED, DECEMBER 31, 1989	Transfer From Taxes 400,946.97
Animal, Insect, & Rodent Control 15,800.00	ISSUED AND UNISSUED	Redeemed in 1989 182,289.68
Other Welfare Services	School 3,442,849	Cancelled, Abated or Adjusted (1989)
RECREATION and CONSERVATION	Self-Liquidating	Transfers to Foreclosed Property
Beaches and Boardwalks	Other 8,590,030	Balance December 31, 1989 550,299.18
Parks, Playgrounds, Shade Trees	Total 12,032,879	PROPERTY ACQUIRED BY DEED OR FORECLOSURE
Land Reclamation & Conservation 1,495.00	ISSUED AND OUTSTANDING	Balance January 1, 1989 1,520,351.55
Other Recreational Services 143,281.00	School 3,442,849.87	Transfers From Taxes or Liens
EDUCATION (excluding schools)	Self-Liquidating	Sale for Cash (1989) 77,732.55
Libraries	Other 3,665,470.00	Cancelled, Abated or Adjusted (1989)
Other Educational Services 45,725.00	Total 7,108,319.87	Balance December 31, 1989 1,442,619.00
STATUTORY EXPENDITURES	EQUALIZED VALUATION BASIS FOR NET DEBT COMPUTATION 619,967,451	CURRENT FINANCES DECEMBER 31, 1989
Pensions & F. L. C. A. 284,000.00	REAL PROPERTY VALUATIONS	ASSETS
Employee Fringe Benefits	Code Class # of Parcels % VAL'N	Cash Dec. 31, 1989 8,037,381.67
Other Statutory Expenditures 10,000.00	1 Vacant Land 7642 12.28	Taxes Receivable 983,548.87
CETA And Other Public Employment Programs	2 Residential 5362 57.98	Tax Title Liens 550,299.18
MUNICIPAL FUNCTIONS TOTAL 5,555,472.45	3 Farm 352 1.71	Foreclosed Property 1,442,619.00
CAPITAL IMPROVEMENTS * MEMO * 175,000.00	4a Commercial 193 24.26	Emergencies & Other Deferred Charges 116,914.84
DEBT SERVICE	4b Industrial 11 2.63	State and Federal Aid Receivable 23,806.39
Principal Payments 635,130.00	4c Apartments 8 1.14	Other Receivables 18,056.26
Interest Payments 268,927.45	Total 13568	Total 11,172,626.21
DEFERRED CHARGES 76,991.97	Land Area 113.40 Sq. Miles	LIABILITIES, RESERVES, AND SURPLUS
SCHOOL, COUNTY, SPECIAL DISTRICT TAXES 14,037,330.69	Net Valuation Taxable-Municipal 643,048,582	Cash Liabilities 4,924,872.96
RESERVE FOR UNCOLLECTED TAXES 1,435,408.38	Net Valuation Taxable-County 685,151,104	Reserves for Receivables 2,994,523.31
EXPENDITURES TOTAL 22,009,310.94	State Equalized Valuation 767,138,083	Surplus Dec. 31, 1989 3,253,229.94
	State Equalization Ratio 83.60	Total 11,172,626.21

*Includes County Health Service Taxes, County Vocational School Taxes, or County Open Space Tax. See Table 13.

Population 1980 82,801
 Population 1990 86,553
 S & P Rating
 Moody Rating AAA

General Tax Rate Per \$100. 6.48
 State Equalized Tax Rate 2.09

HAMILTON TOWNSHIP - MERCER COUNTY
 Form of Government:
Mayor-Council Plan E (OMCL 50)
 Number of Members on Governing Body - 5

PER CAPITA:
 Gross Debt 1,031.37
 Net Debt 574.15
 Debt Service 57.59
 Total Tax Levy 1,016.43
 Municipal Expenditures 519.62

PER CENT:
 Gross Debt 2.60
 Net Debt 1.45
 Tax Levy Collected 96.77
 Tax Levy Cancelled, Abated or Adjusted .15

EXPENDITURES		REVENUES-REALIZED		1989 PROPERTY TAX		
GENERAL GOVERNMENT		REVENUES-REALIZED		STATE EQUALIZED TAX RATE		
Governing Body & Public Boards	326,632.00	1989 Property Taxes Collected	85,172,303.18	Local District School Taxes	1.17	
Municipal Clerk	214,800.00	1989 Payments in Lieu of Taxes	118,710.00	Regional & Consolidated School Tax		
Financial Administration	817,446.40	Delinquent Tax & Lien Collections	2,036,246.54	School Taxes in Municipal Budget		
Assessment of Taxes	205,220.00	Business Personalty Replacement Taxes	977,727.20	County Taxes	.49	
Collection of Taxes	364,533.00	Taxes from Public Utilities	16,802,295.00	County Library Taxes		
Planning, Housing & Development	961,990.00	Other Miscellaneous Tax Revenues		Local Municipal Purpose Taxes	.44	
Human Resources	1,759,504.90	State Aid Revenues	1,944,926.00	Veteran & Senior Citizen Taxes		
Elections		Federal Aid Revenues		Total Taxes for Rote Computation	2.10	
General Administration (other)	3,271,298.00	State and Local Fiscal Assistance Act Utilized		Special District Taxes		
JUDICIARY		Sale of Acquired Property		Bank Corp. Taxes		
Municipal Courts	573,029.17	Other Miscellaneous Revenues	4,278,640.43	Added and Omitted Taxes		
PUBLIC SAFETY		Total	111,330,848.43	Total Taxes Levied - ABSTRACT		
Fire Protection	15,000.00	Prior Years Surplus Appropriated	3,000,000.00	Total Taxes Billed		
Police Protection	7,074,091.73	REVENUES TOTAL	114,330,848.43	1989 TAXES COLLECTED		
Civil Defense & Disaster Control	16,359.00	Reserve For Uncollected Taxes	2,700,000.00	1989 Taxes Cancelled, Abated or Adjusted	129,602.13	
Environmental Inspection & Control		CAPITAL OUTLAY TOTAL	7,242,457.09	Transfer to Tax Title Liens or Foreclosed	53,440.14	
Other Public Safety		Public Enterprises	4,342,137.63	Balance Outstanding Dec. 31, 1989	2,653,915.48	
PUBLIC WORKS		Recreation-Culture	76.15	PRIOR YEARS TAXES OUTSTANDING		
Streets and Drainage	3,533,772.00	Public Works	1,775,239.54	Balance January 1, 1989	2,048,569.03	
Sewers and Sewage Processing	415,879.00	Buildings and Grounds	1,124,193.88	Collected in 1989	1,997,251.21	
Garbage and Trash Disposal	6,351,945.00	Library and Education	309.92	Cancelled, Abated or Adjusted 1989	7,007.23	
Public Buildings and Grounds	1,669,627.00	Conservation		Transfers to Tax Title Liens or Foreclosed	7,192.31	
Other Public Works	624,800.00	All Other		Balance December 31, 1989	37,117.78	
HEALTH and WELFARE		CAPITAL DEBT AUTHORIZED, DECEMBER 31, 1989		TAX TITLE LIENS OUTSTANDING		
Health Services Except Environmental	1,242,757.00	ISSUED AND UNISSUED		Balance January 1, 1989	232,620.39	
Welfare-Public Assistance	154,420.00	School	1,154,000	Transfer From Taxes	68,307.51	
Hospital, Clinics, First Aid		Self-Liquidating	29,304,176	Redeemed in 1989	38,995.33	
Animal, Insect, & Rodent Control		Other	59,309,601	Cancelled, Abated or Adjusted (1989)		
Other Welfare Services		Total	89,267,777	Transfers to Foreclosed Property		
RECREATION and CONSERVATION		ISSUED AND OUTSTANDING		Balance December 31, 1989	261,932.57	
Beaches and Boardwalks		School	1,154,000.00	PROPERTY ACQUIRED BY DEED OR FORECLOSURE		
Parks, Playgrounds, Shade Trees	1,050.00	Self-Liquidating	19,320,000.00	Balance January 1, 1989	409,195.00	
Land Reclamation & Conservation	1,110.00	Other	45,765,400.31	Transfers From Taxes or Liens		
Other Recreational Services	1,507,192.60	Total	66,739,460.31	Sole for Cash (1989)		
EDUCATION (excluding schools)		EQUALIZED VALUATION BASIS		Cancelled, Abated or Adjusted (1989)		
Libraries	1,224,843.00	FOR NET DEBT COMPUTATION	3,437,250,163	Balance December 31, 1989	409,195.00	
Other Educational Services	7,050.00	REAL PROPERTY VALUATIONS		CURRENT FINANCES DECEMBER 31, 1989		
STATUTORY EXPENDITURES		Code	Class	# of Parcels	% VAL'N	ASSESSED VALUATION
Pensions & F. L. C. A.	2,755,000.00	1	Vacant Land	2,230	7.21	27,695,750.00
Employee Fringe Benefits	2,100,000.00	2	Residential	25,446	76.05	954,139,350.00
Other Statutory Expenditures	1,000.00	3	Farm	264	.50	5,297,400.00
CETA And Other Public Employment Programs		4a	Commercial	1,101	13.78	172,897,650.00
MUNICIPAL FUNCTIONS TOTAL	37,237,355.70	4b	Industrial	68	3.43	42,974,100.00
CAPITAL IMPROVEMENTS * MEMO *	270,000.00	4c	Apartments	56	4.03	50,574,100.00
DEBT SERVICE		Total		29,165		1,254,623,350.00
Principal Payments	2,771,343.72	Land Area	39.35	Sq. Miles		
Interest Payments	2,213,408.70	Net Valuation Taxable-Municipal				1,271,817,450
DEFERRED CHARGES		Net Valuation Taxable-County				3,581,231,267
SCHOOL, COUNTY, SPECIAL DISTRICT TAXES	69,603,074.24	State Equalized Valuation				3,599,073,277
RESERVE FOR UNCOLLECTED TAXES	2,700,000.00	State Equalization Ratio				32.32
EXPENDITURES TOTAL	114,587,737.42					
		LIABILITIES, RESERVES, AND SURPLUS				
		Cash Liabilities				10,743,234.57
		Reserves for Receivables				3,665,159.70
		Surplus Dec. 31, 1989				3,424,359.97
		Total				17,833,264.14

Population 1980 12,298
 Population 1990 12,208
 S & P Rating BBB+
 Moody Rating BAA1

General Tax Rate Per \$100. 2.49
 State Equalized Tax Rate 2.15

HAMMONTON TOWN - ATLANTIC COUNTY

Form of Government:
 Special Charter (P.L. 1866 c. 85)
 Number of Members on Governing Body - 7

PER CAPITA:
 Gross Debt 1,341.70
 Net Debt 354.94
 Debt Service 58.81
 Total Tax Levy 885.37
 Municipal Expenditures 408.01

PER CENT:
 Gross Debt 3.83
 Net Debt 1.01
 Tax Levy Collected 91.60
 Tax Levy Cancelled, Abated or Adjusted

EXPENDITURES	REVENUES-REALIZED	1989 PROPERTY TAX
GENERAL GOVERNMENT		STATE EQUALIZED TAX RATE
Governing Body & Public Boards	1989 Property Taxes Collected 9,897,259.46	Local District School Taxes 1.21 6,013,392.00
Municipal Clerk	1989 Payments in Lieu of Taxes	Regional & Consolidated School Tax
Financial Administration 74,628.65	Delinquent Tax & Lien Collections 614,411.32	School Taxes in Municipal Budget
Assessment of Taxes 44,832.03	Business Personalty Replacement Taxes 197,737.48	County Taxes .46 * 2,258,584.34
Collection of Taxes 11,000.00	Taxes from Public Utilities 774,254.00	County Library Taxes .03 149,127.83
Planning, Housing & Development 15,700.00	Other Miscellaneous Tax Revenues	Local Municipal Purpose Taxes .45 2,239,478.03
Human Resources 56,339.98	State Aid Revenues 218,634.16	Veteran & Senior Citizen Taxes 182,800.00
Elections 6,500.00	Federal Aid Revenues	Total Taxes for Rate Computation 2.15 10,843,382.20
General Administration (other) 559,850.00	State and Local Fiscal Assistance Act Utilized	Special District Taxes
JUDICIARY	State and Local Fiscal Assistance Act Utilized	Bank Corp. Taxes
Municipal Courts 75,342.26	Sale of Acquired Property	Added and Omitted Taxes 148,033.16
PUBLIC SAFETY	Other Miscellaneous Revenues 545,684.47	Total Taxes Levied - ABSTRACT 10,808,615.36
Fire Protection 132,908.39	Total 12,247,980.89	Total Taxes Billed 10,805,151.84
Police Protection 1,013,934.89	Prior Years Surplus Appropriated 508,617.00	1989 TAXES COLLECTED 9,897,259.46
Civil Defense & Disaster Control	REVENUES TOTAL 12,756,597.39	1989 Taxes Cancelled, Abated or Adjusted
Environmental Inspection & Control	Reserve For Uncollected Taxes 685,167.65	Transfer to Tax Title Liens or Foreclosed
Other Public Safety	CAPITAL OUTLAY TOTAL 1,163,567.21	Balance Outstanding Dec. 31, 1989 907,892.38
PUBLIC WORKS	Public Enterprises 649,325.45	PRIOR YEARS TAXES OUTSTANDING
Streets and Drainage 313,500.00	Recreation-Culture	Balance January 1, 1989 707,877.42
Sewers and Sewage Processing 20,000.00	Public Works 506,087.35	Collected in 1989 586,349.11
Garbage and Trash Disposal 487,000.00	Buildings and Grounds 8,153.91	Cancelled, Abated or Adjusted 1989
Public Buildings and Grounds 69,560.50	Library and Education	Transfers to Tax Title Liens or Foreclosed
Other Public Works	Conservation	Balance December 31, 1989 121,528.31
HEALTH and WELFARE	All Other	TAX TITLE LIENS OUTSTANDING
Health Services Except Environmental 500.00	CAPITAL DEBT AUTHORIZED, DECEMBER 31, 1989	Balance January 1, 1989 101,245.74
Welfare-Public Assistance 13,000.00	ISSUED AND UNISSUED GROSS DEBT NET DEBT	Transfer From Taxes
Hospital, Clinics, First Aid	School 936,000	Redeemed in 1989 28,062.21
Animal, Insect, & Rodent Control 9,200.00	Self-Liquidating 11,110,369	Cancelled, Abated or Adjusted (1989)
Other Welfare Services	Other 4,333,078	Transfers to Foreclosed Property
RECREATION and CONSERVATION	Total 16,379,467	Balance December 31, 1989 73,183.53
Beaches and Boardwalks 4,703.00	ISSUED AND OUTSTANDING	PROPERTY ACQUIRED BY DEED OR FORECLOSURE
Parks, Playgrounds, Shade Trees 33,250.00	School 936,000.00	Balance January 1, 1989 12,281.00
Land Reclamation & Conservation 16,533.25	Self-Liquidating 5,150,180.00	Transfers From Taxes or Liens
Other Recreational Services 25,500.00	Other 3,593,671.92	Sale for Cash (1989)
EDUCATION (excluding schools)	Total 9,679,851.92	Cancelled, Abated or Adjusted (1989)
Libraries	EQUALIZED VALUATION BASIS	Balance December 31, 1989 12,281.00
Other Educational Services 500.00	FOR NET DEBT COMPUTATION 427,327,240	CURRENT FINANCES DECEMBER 31, 1989
STATUTORY EXPENDITURES	REAL PROPERTY VALUATIONS	ASSETS
Pensions & F. I. C. A. 282,543.59	Code Class # of Parcels % VAL'N ASSESSED VALUATION	Cash Dec. 31, 1989 973,943.48
Employee Fringe Benefits 246,956.41	1 Vacant Land 921 4.23 17,671,300.00	Taxes Receivable 1,029,420.69
Other Statutory Expenditures	2 Residential 3479 61.98 258,662,700.00	Tax Title Liens 73,183.53
CETA And Other Public Employment Programs	3 Farm 673 4.80 20,055,000.00	Foreclosed Property 12,281.00
MUNICIPAL FUNCTIONS TOTAL 3,513,387.95	4a Commercial 347 12.77 78,334,400.00	Emergencies & Other Deferred Charges 15,000.00
CAPITAL IMPROVEMENTS *MEMO* 32,000.00	4b Industrial 34 8.07 33,681,200.00	State and Federal Aid Receivable
DEBT SERVICE	4c Apartments 13 2.14 8,914,100.00	Other Receivables 193,159.80
Principal Payments 481,144.43	Total 5467 417,318,700.00	Total 2,296,988.50
Interest Payments 235,700.98	Land Area 41.80 Sq. Miles	LIABILITIES, RESERVES, AND SURPLUS
DEFERRED CHARGES 57,078.00	Net Valuation Taxable-Municipal 427,847,542	Cash Liabilities 742,457.75
SCHOOL, COUNTY, SPECIAL DISTRICT TAXES 8,421,104.17	Net Valuation Taxable-County 458,254,328	Reserves for Receivables 1,308,045.02
RESERVE FOR UNCOLLECTED TAXES 685,167.65	State Equalized Valuation 494,320,518	Surplus Dec. 31, 1989 246,485.73
EXPENDITURES TOTAL 13,402,143.15	State Equalization Ratio 86.26	Total 2,296,988.50

*Includes County Health Service Taxes, County Vocational School Taxes, or County Open Space Tax. See Table 13.

Population 1980 1,014
 Population 1990 1,515
 S & P Rating
 Moody Rating

General Tax Rate Per \$100. 2.74
 State Equalized Tax Rate 2.30

HAMPTON BOROUGH - HUNTERDON CO.

Form of Government:

Borough Council

Number of Members on Governing Body - 6

PER CAPITA: Gross Debt 684.99 PER CENT: Gross Debt 1.71
 Net Debt 411.29 Net Debt 1.02
 Debt Service 17.92 Tax Levy Collected 92.62
 Total Tax Levy 1,070.39 Tax Levy Cancelled, Abated
 Municipal Expenditures 579.92 or Adjusted 4.9

EXPENDITURES		REVENUES-REALIZED			1989 PROPERTY TAX	
GENERAL GOVERNMENT		REVENUES-REALIZED			STATE EQUALIZED TAX RATE	
Governing Body & Public Boards		1989 Property Taxes Collected	1,502,850.10	Local District School Taxes	.65	578,164.00
Municipal Clerk		1989 Payments in Lieu of Taxes	7,890.73	Regional & Consolidated School Tax	.46	310,395.92
Financial Administration	17,833.54	Delinquent Tax & Lien Collections	127,341.59	School Taxes in Municipal Budget		
Assessment of Taxes	4,650.00	Business Personalty Replacement Taxes	7,716.60	County Taxes	.31	211,426.02
Collection of Taxes	3,065.00	Taxes from Public Utilities	39,352.00	County Library Taxes	.02	13,380.91
Planning, Housing & Development	13,650.00	Other Miscellaneous Tax Revenues		Local Municipal Purpose Taxes	.74	493,140.60
Human Resources	1,253.79	State Aid Revenues	137,396.10	Veteran & Senior Citizen Taxes		10,700.00
Elections		Federal Aid Revenues		Total Taxes far Rate Computation	2.33	1,623,207.45
General Administration (other)	111,253.00	State and Local Fiscal Assistance Act Utilized		Special District Taxes		
JUDICIARY		Sale of Acquired Property		Bank Corp. Taxes		
Municipal Courts	13,750.00	Other Miscellaneous Revenues	123,783.49	Added and Omitted Taxes		9,134.61
PUBLIC SAFETY		Total	1,942,330.72	Total Taxes Levied - ABSTRACT		1,621,042.06
Fire Protection	23,979.44	Prior Years Surplus Appropriated	50,000.00	Total Taxes Billed		1,622,635.29
Police Protection	86,841.21	REVENUES TOTAL	1,992,330.72	1989 TAXES COLLECTED		1,502,350.15
Civil Defense & Disaster Control	100.00	Reserve For Uncollected Taxes	165,759.81	1989 Taxes Cancelled, Abated or Adjusted		7,809.00
Environmental Inspection & Control	1,800.00	CAPITAL OUTLAY		Transfer to Tax Title Liens or Foreclosed		16,468.29
Other Public Safety		TOTAL	7,055.97	Balance Outstanding Dec. 31, 1989		95,507.84
PUBLIC WORKS		Public Enterprises		PRIOR YEARS TAXES OUTSTANDING		
Streets and Drainage	133,576.60	Recreation-Culture		Balance January 1, 1989		114,741.08
Sewers and Sewage Processing		Public Works		Collected in 1989		92,431.95
Garbage and Trash Disposal	114,400.00	Buildings and Grounds	7,055.97	Cancelled, Abated or Adjusted 1989		455.66
Public Buildings and Grounds	35,320.00	Library and Education		Transfers to Tax Title Liens or Foreclosed		11,074.36
Other Public Works	45,137.61	Conservation		Balance December 31, 1989		3,779.11
HEALTH and WELFARE		All Other		TAX TITLE LIENS OUTSTANDING		
Health Services Except Environmental	6,750.00	CAPITAL DEBT AUTHORIZED, DECEMBER 31, 1989		Balance January 1, 1989		65,015.41
Welfare-Public Assistance	3,470.00	ISSUED AND UNISSUED		Transfer from Taxes		29,224.47
Hospital, Clinics, First Aid	100.00	SCHOOL	53,543	Redeemed in 1989		23,909.64
Animal, Insect, & Rodent Control	940.00	Self-Liquidating	766,709	Cancelled, Abated or Adjusted (1989)		
Other Welfare Services		Other	212,500	Transfers to Foreclosed Property		
RECREATION and CONSERVATION		Total	1,037,753	Balance December 31, 1989		70,330.24
Beaches and Boardwalks		ISSUED AND OUTSTANDING		PROPERTY ACQUIRED BY DEED OR FORECLOSURE		
Parks, Playgrounds, Shade Trees	2,500.00	SCHOOL	24,496.28	Balance January 1, 1989		
Land Reclamation & Conservation	5,940.00	Self-Liquidating	766,709.38	Transfers From Taxes or Liens		
Other Recreational Services	5,625.00	Other	146,000.00	Sale for Cash (1989)		
EDUCATION (excluding schools)		Total	937,205.66	Cancelled, Abated or Adjusted (1989)		
Libraries		EQUALIZED VALUATION BASIS FOR NET DEBT COMPUTATION		Balance December 31, 1989		
Other Educational Services	1,000.00	REAL PROPERTY VALUATIONS		CURRENT FINANCES DECEMBER 31, 1989		
STATUTORY EXPENDITURES		Code Class # of Parcels % VAL'N ASSESSED VALUATION		ASSETS		
Pensions & F. L. C. A.	13,745.00	1 Vocont Land 65 3.99	2,332,401.00	Cash Dec. 31, 1989		651,514.02
Employee Fringe Benefits	15,000.00	2 Residential 411 32.58	48,333,281.00	Taxes Receivable		99,280.95
Other Statutory Expenditures	1,500.00	3 Form 20 2.75	1,613,184.00	Tax Title Liens		70,330.24
CETA And Other Public Employment Programs		4a Commercial 18 5.29	3,096,200.00	Foreclosed Property		
MUNICIPAL FUNCTIONS TOTAL	681,755.19	4b Industrial 2 .96	563,900.00	Emergencies & Other Deferred Charges		16,978.96
CAPITAL IMPROVEMENTS * MEMO *	25,000.00	4c Apartments 6 4.42	2,587,900.00	State and Federal Aid Receivable		
DEBT SERVICE		Total	58,526,866.00	Other Receivables		132,306.39
Principal Payments	16,000.00	Land Area 1.40 Sq. Miles		Total		970,416.56
Interest Payments	11,153.60	Net Valuation Taxable-Municipal	53,886,896	LIABILITIES, RESERVES, AND SURPLUS		
DEFERRED CHARGES	3,904.74	Net Valuation Taxable-County	61,968,383	Cash Liabilities		574,106.47
SCHOOL, COUNTY, SPECIAL DISTRICT TAXES	1,114,366.85	State Equalized Valuation	67,655,485	Reserves for Receivables		301,923.58
RESERVE FOR UNCOLLECTED TAXES	165,759.81	State Equalization Ratio	86.97	Surplus Dec. 31, 1989		94,386.51
EXPENDITURES TOTAL	1,992,940.19			Total		970,416.56

1910
 Population 1980 3,916
 Population 1990 4,433
 S & P Rating
 Moody Rating

General Tax Rate Per \$100. 3.62
 State Equalized Tax Rate 1.55

HAMPTON TOWNSHIP - SUSSEX COUNTY
 Form of Government:
Township Committee
 Number of Members on Governing Body - 5

PER CAPITA: Gross Debt 352.42 PER CENT: .61
 Net Debt 212.21 Net Debt .37
 Debt Service 13.03 Tax Levy Collected 94.22
 Total Tax Levy 1,173.51 Tax Levy Cancelled, Abated or Adjusted
 Municipal Expenditures 443.57

EXPENDITURES		REVENUES-REALIZED		1989 PROPERTY TAX	
GENERAL GOVERNMENT		REVENUES		STATE EQUALIZED TAX RATE	
Governing Body & Public Boards		1989 Property Taxes Collected	4,920,088.80	Local District School Taxes	.44
Municipal Clerk		1989 Payments in Lieu of Taxes		Regional & Consolidated School Tax	.48
Financial Administration	23,000.00	Delinquent Tax & Lien Collections	486,413.63	School Taxes in Municipal Budget	
Assessment of Taxes	39,150.00	Business Personalty Replacement Taxes	46,004.36	County Taxes	.35 *
Collection of Taxes	54,324.00	Taxes from Public Utilities	237,687.00	County Library Taxes	.02
Planning, Housing & Development	75,500.00	Other Miscellaneous Tax Revenues		Local Municipal Purpose Taxes	.26
Human Resources		State Aid Revenues	26,498.92	Veteran & Senior Citizen Taxes	
Elections		Federal Aid Revenues		Total Taxes for Rate Computation	1.55
General Administration (other)	150,100.00	State and Local Fiscal Assistance Act Utilized		Special District Taxes	
JUDICIARY		Sale of Acquired Property		Bank Corp. Taxes	
Municipal Courts	37,000.00	Other Miscellaneous Revenues	360,513.37	Added and Omitted Taxes	161,020.33
PUBLIC SAFETY		Prior Years Surplus Appropriated	400,000.00	Total Taxes Levied - ABSTRACT	5,208,033.37
Fire Protection	60,843.16	REVENUES TOTAL	6,477,266.08	Total Taxes Billed	5,221,880.91
Police Protection	7,450.00	Reserve For Uncollected Taxes	478,319.99	1989 TAXES COLLECTED	4,920,088.80
Civil Defense & Disaster Control	6,600.00	CAPITAL OUTLAY	TOTAL	1989 Taxes Cancelled, Abated or Adjusted	
Environmental Inspection & Control	52,700.00	Public Enterprises		Transfer to Tax Title Liens or Foreclosed	40,741.52
Other Public Safety		Recreation—Culture		Balance Outstanding Dec. 31, 1989	261,050.59
PUBLIC WORKS		Public Works	303,541.51	PRIOR YEARS TAXES OUTSTANDING	
Streets and Drainage	327,950.00	Buildings and Grounds	79,987.47	Balance January 1, 1989	509,310.06
Sewers and Sewage Processing		Library and Education		Collected in 1989	386,108.10
Garbage and Trash Disposal	273,000.00	Conservation		Cancelled, Abated or Adjusted 1989	3,780.14
Public Buildings and Grounds	40,000.00	All Other		Transfers to Tax Title Liens or Foreclosed	
Other Public Works		CAPITAL DEBT AUTHORIZED, DECEMBER 31, 1989		Balance December 31, 1989	119,421.82
HEALTH and WELFARE		ISSUED AND UNISSUED	GROSS DEBT	TAX TITLE LIENS OUTSTANDING	
Health Services Except Environmental	4,130.00	School	578,686	Balance January 1, 1989	352,914.04
Welfare-Public Assistance	9,530.00	Self-Liquidating		Transfer From Taxes	31,133.33
Hospital, Clinics, First Aid		Other	985,373	Redeemed in 1989	100,305.53
Animal, Insect, & Rodent Control	1,100.00	Total	1,564,059	Cancelled, Abated or Adjusted (1989)	118,031.00
Other Welfare Services		ISSUED AND OUTSTANDING		Transfers to Foreclosed Property	
RECREATION and CONSERVATION		School		Balance December 31, 1989	165,710.84
Beaches and Boardwalks		Self-Liquidating		PROPERTY ACQUIRED BY DEED OR FORECLOSURE	
Parks, Playgrounds, Shade Trees	3,000.00	Other		Balance January 1, 1989	520,187.87
Land Reclamation & Conservation	2,380.59	Total		Transfers From Taxes or Liens	132,462.13
Other Recreational Services	3,500.00	EQUALIZED VALUATION BASIS FOR NET DEBT COMPUTATION	256,177,660	Sale for Cash (1989)	12,330.00
EDUCATION (excluding schools)		REAL PROPERTY VALUATIONS		Cancelled, Abated or Adjusted (1989)	
Libraries		Code Class # of Parcels % VAL'N	ASSESSED VALUATION	Balance December 31, 1989	640,320.00
Other Educational Services		1 Vacant Land 1322 7.78	10,847,111.00	CURRENT FINANCES DECEMBER 31, 1989	
STATUTORY EXPENDITURES		2 Residential 1561 71.87	100,166,168.00	ASSETS	
Pensions & F. L. C. A.	70,100.00	3 Farm 360 7.68	10,710,180.00	Cash Dec. 31, 1989	775,701.91
Employee Fringe Benefits	72,800.00	4a Commercial 62 12.67	17,653,163.00	Taxes Receivable	380,472.41
Other Statutory Expenditures		4b Industrial		Tax Title Liens	165,710.84
CETA And Other Public Employment Programs		4c Apartments		Foreclosed Property	640,320.00
MUNICIPAL FUNCTIONS	TOTAL	Total 3305	139,376,622.00	Emergencies & Other Deferred Charges	112,000.00
CAPITAL IMPROVEMENTS	* MEMO *	Land Area 24.95 Sq. Miles		State and Federal Aid Receivable	34,889.83
DEBT SERVICE		Net Valuation Taxable-Municipal	139,802,774	Other Receivables	553,671.16
Principal Payments	34,000.00	Net Valuation Taxable-County	276,151,209	Total	2,662,766.15
Interest Payments	23,819.34	State Equalized Valuation	325,313,383	LIABILITIES, RESERVES, AND SURPLUS	
DEFERRED CHARGES		State Equalization Ratio	42.90	Cash Liabilities	470,525.98
SCHOOL, COUNTY, SPECIAL DISTRICT TAXES	102,245.53			Reserves for Receivables	1,740,174.41
RESERVE FOR UNCOLLECTED TAXES	478,319.99			Surplus Dec. 31, 1989	452,065.76
EXPENDITURES	TOTAL			Total	2,662,766.15

1412

Population 1980 11,846
 Population 1990 11,538
 S & P Rating
 Moody Rating

General Tax Rate Per \$100. 2.36
 State Equalized Tax Rate 1.22

HANOVER TOWNSHIP - MORRIS COUNTY

Form of Government:
 Township Committee

Number of Members on Governing Body - 5

PER CAPITA: PER CENT:
 Gross Debt 173.03 Gross Debt .12
 Net Debt Net Debt
 Debt Service Tax Levy Collected 97.36
 Total Tax Levy 2,071.54 Tax Levy Cancelled, Abated
 Municipal Expenditures 861.49 or Adjusted .68

EXPENDITURES		REVENUES-REALIZED		1989 PROPERTY TAX	
GENERAL GOVERNMENT		REVENUES-REALIZED		STATE EQUALIZED TAX RATE	
Governing Body & Public Boards		1989 Property Taxes Collected	23,362,834.13	Local District School Taxes	.45 8,569,976.00
Municipal Clerk		1989 Payments in Lieu of Taxes		Regional & Consolidated School Tax	.25 4,756,662.63
Financial Administration	81,403.50	Delinquent Tax & Lien Collections	227,735.01	School Taxes in Municipal Budget	
Assessment of Taxes	24,600.00	Business Personalty Replacement Taxes	906,911.72	County Taxes	.27 5,146,012.79
Collection of Taxes	64,350.00	Taxes from Public Utilities	1,399,617.00	County Library Taxes	
Planning, Housing & Development	60,235.00	Other Miscellaneous Tax Revenues		Local Municipal Purpose Taxes	.25 4,784,055.30
Human Resources	49,000.00	State Aid Revenues	110,271.34	Veteran & Senior Citizen Taxes	
Elections		Federal Aid Revenues		Total Taxes for Rate Computation	1.22 23,359,756.72
General Administration (other)	1,212,380.00	State and Local Fiscal Assistance Act Utilized		Special District Taxes	
JUDICIARY		Sale of Acquired Property		Bank Corp. Taxes	
Municipal Courts	48,885.00	Other Miscellaneous Revenues	2,214,518.35	Added and Omitted Taxes	
PUBLIC SAFETY		Total	28,221,888.05	Total Taxes Levied - ABSTRACT	23,901,436.71
Fire Protection	5,000.00	Prior Years Surplus Appropriated	2,500,000.00	Total Taxes Billed	23,996,768.39
Police Protection	1,470,938.00	REVENUES TOTAL	30,721,888.05	1989 TAXES COLLECTED	23,362,834.13
Civil Defense & Disaster Control	17,500.00	REVENUES FOR UNCOLLECTED TAXES	1,963,006.76	1989 Taxes Cancelled, Abated or Adjusted	162,873.99
Environmental Inspection & Control	93,900.00	CAPITAL OUTLAY	TOTAL	Transfer to Tax Title Liens or Foreclosed	140,115.49
Other Public Safety			262,366.04	Balance Outstanding Dec. 31, 1989	330,944.78
PUBLIC WORKS		Public Enterprises	11,550.00	PRIOR YEARS TAXES OUTSTANDING	
Streets and Drainage	1,925,400.00	Recreation-Culture		Balance January 1, 1989	299,186.36
Sewers and Sewage Processing	1,150,500.00	Public Works	209,207.23	Collected in 1989	227,735.01
Gorbage and Trash Disposal		Buildings and Grounds	41,608.81	Cancelled, Abated or Adjusted 1989	89.79
Public Buildings and Grounds	164,116.00	Library and Education		Transfers to Tax Title Liens or Foreclosed	71,363.56
Other Public Works		Conservation		TAX TITLE LIENS OUTSTANDING	
HEALTH and WELFARE		All Other		Balance January 1, 1989	894.28
Health Services Except Environmental	150,950.00	CAPITAL DEBT AUTHORIZED, DECEMBER 31, 1989		Transfer From Taxes	228,572.35
Welfare-Public Assistance	3,000.00	ISSUED AND UNISSUED	GROSS DEBT	Redeemed in 1989	
Hospital, Clinics, First Aid		School	1,996,405	Cancelled, Abated or Adjusted (1989)	
Animal, Insect, & Rodent Control	4,400.00	Self-Liquidating		Transfers to Foreclosed Property	
Other Welfare Services		Other		Balance December 31, 1989	229,466.63
RECREATION and CONSERVATION		Total	1,996,405	PROPERTY ACQUIRED BY DEED OR FORECLOSURE	
Beaches and Boardwalks		ISSUED AND OUTSTANDING		Balance January 1, 1989	67,325.00
Parks, Playgrounds, Shade Trees	239,350.00	School	1,966,705.31	Transfers From Taxes or Liens	
Land Reclamation & Conservation	12,533.44	Self-Liquidating		Sale for Cash (1989)	
Other Recreational Services	143,275.00	Other		Cancelled, Abated or Adjusted (1989)	
EDUCATION (excluding schools)		Total	1,966,705.31	Balance December 31, 1989	67,325.00
Libraries	123,320.00	EQUALIZED VALUATION BASIS FOR NET DEBT COMPUTATION	1,715,838,335	CURRENT FINANCES DECEMBER 31, 1989	
Other Educational Services	1,000.00	REAL PROPERTY VALUATIONS		ASSETS	
STATUTORY EXPENDITURES		Code Class # of Parcels % VAL'N	ASSESSED VALUATION	Cosh Dec. 31, 1989	7,145,726.21
Pensions & F. L. C. A.	551,000.00	1 Vacant Land 336 7.55	72,716,900.00	Taxes Receivable	330,944.78
Employee Fringe Benefits	326,800.00	2 Residential 3627 41.93	404,118,150.00	Tax Title Liens	229,466.63
Other Statutory Expenditures	5,000.00	3 Farm 2	7,500.00	Foreclosed Property	67,325.00
CETA And Other Public Employment Programs		4a Commercial 177 23.24	223,957,500.00	Emergencies & Other Deferred Charges	
MUNICIPAL FUNCTIONS TOTAL	7,976,855.74	4b Industrial 100 26.54	256,769,500.00	State and Federal Aid Receivable	
CAPITAL IMPROVEMENTS *M E *M O *	440,000.00	4c Apartments 5 .63	6,113,400.00	Other Receivables	
DEBT SERVICE		Total	953,683,050.00	Total	7,773,462.62
Principal Payments		Land Area 10.00 Sq. Miles		LIABILITIES, RESERVES, AND SURPLUS	
Interest Payments		Net Valuation Taxable-Municipal	989,237,577	Cash Liabilities	1,923,981.69
DEFERRED CHARGES		Net Valuation Taxable-County	2,340,480,553	Reserves for Receivables	627,726.41
SCHOOL, COUNTY, SPECIAL DISTRICT TAXES	19,047,651.42	State Equalized Valuation	1,235,946,515	Surplus Dec. 31, 1989	5,216,754.52
RESERVE FOR UNCOLLECTED TAXES	1,963,006.76	State Equalization Ratio	51.30	Total	7,773,462.62
EXPENDITURES TOTAL	29,957,554.12				

1413

Population 1980 3,236
 Population 1990 3,640
 S & P Rating
 Moody Rating

General Tax Rate Per \$100. .98
 State Equalized Tax Rate .68

HARDING TOWNSHIP - MORRIS COUNTY

Form of Government:

Township Committee

Number of Members on Governing Body - 5

PER CAPITA: Gross Debt 415.80 PER CENT: Gross Debt .18
 Net Debt 415.80 Net Debt .18
 Debt Service 87.32 Tax Levy Collected 98.18
 Total Tax Levy 1,854.94 Tax Levy Cancelled, Abated
 Municipal Expenditures 789.32 or Adjusted .01

EXPENDITURES		REVENUES-REALIZED		1989 PROPERTY TAX	
GENERAL GOVERNMENT		REVENUES-REALIZED		STATE EQUALIZED TAX RATE	
Governing Body & Public Boards		1989 Property Taxes Collected	6,648,098.54	Local District School Taxes	.28
Municipal Clerk		1989 Payments in Lieu of Taxes	675.39	Regional & Consolidated School Tax	
Financial Administration	21,800.00	Delinquent Tax & Lien Collections	77,044.04	School Taxes in Municipal Budget	
Assessment of Taxes	33,520.00	Business Personalty Replacement Taxes	18,701.36	County Taxes	.22
Collection of Taxes	28,063.61	Taxes from Public Utilities	409,999.00	County Library Taxes	
Planning, Housing & Development	97,600.00	Other Miscellaneous Tax Revenues		Local Municipal Purpose Taxes	.18
Human Resources	45,598.46	State Aid Revenues	37,755.89	Veteran & Senior Citizen Taxes	
Elections		Federal Aid Revenues		Total Taxes for Rate Computation	.68
General Administration (other)	371,714.91	State and Local Fiscal Assistance Act Utilized		Special District Taxes	
JUDICIARY		Sale of Acquired Property		Bank Corp. Taxes	
Municipal Courts	62,850.00	Other Miscellaneous Revenues	404,855.08	Added and Omitted Taxes	
PUBLIC SAFETY		Total	7,597,129.30	Total Taxes Levied - ABSTRACT	6,751,969.06
Fire Protection	12,179.39	Prior Years Surplus Appropriated	600,000.00	Total Taxes Billed	6,771,584.35
Police Protection	633,040.34	REVENUES TOTAL	8,197,129.30	1989 TAXES COLLECTED	6,648,098.54
Civil Defense & Disaster Control		Reserve For Uncollected Taxes	396,984.43	1989 Taxes Cancelled, Abated or Adjusted	715.40
Environmental Inspection & Control	36,850.00	CAPITAL OUTLAY TOTAL	715,212.06	Transfer to Tax Title Liens or Foreclosed	3,080.14
Other Public Safety				Balance Outstanding Dec. 31, 1989	119,690.27
PUBLIC WORKS				PRIOR YEARS TAXES OUTSTANDING	
Streets and Drainage	253,555.73	Public Enterprises		Balance January 1, 1989	77,191.81
Sewers and Sewage Processing		Recreation-Culture		Collected in 1989	77,044.04
Garbage and Trash Disposal	53,000.00	Public Works	556,771.49	Cancelled, Abated or Adjusted 1989	
Public Buildings and Grounds	71,800.00	Buildings and Grounds	158,440.57	Transfers to Tax Title Liens or Foreclosed	
Other Public Works		Library and Education		Balance December 31, 1989	147.77
HEALTH and WELFARE		Conservation		TAX TITLE LIENS OUTSTANDING	
Health Services Except Environmental	95,300.00	All Other		Balance January 1, 1989	15,927.35
Welfare-Public Assistance	1,000.00	CAPITAL DEBT AUTHORIZED, DECEMBER 31, 1989		Transfer From Taxes	3,080.14
Hospital, Clinics, First Aid		ISSUED AND UNISSUED		Redeemed in 1989	
Animal, Insect, & Rodent Control	5,000.00	School		Cancelled, Abated or Adjusted (1989)	
Other Welfare Services		Self-Liquidating	1,513,497	Transfers to Foreclosed Property	
RECREATION and CONSERVATION		Other	1,513,497	Balance December 31, 1989	19,007.49
Beaches and Boardwalks		Total	1,513,497	PROPERTY ACQUIRED BY DEED OR FORECLOSURE	
Parks, Playgrounds, Shade Trees		ISSUED AND OUTSTANDING		Balance January 1, 1989	
Land Reclamation & Conservation	45,350.00	School		Transfers From Taxes or Liens	
Other Recreational Services	4,000.00	Self-Liquidating		Sale for Cash (1989)	
EDUCATION (excluding schools)		Other	1,477,326.00	Cancelled, Abated or Adjusted (1989)	
Libraries	3,450.00	Total	1,477,326.00	Balance December 31, 1989	
Other Educational Services	1,500.00	EQUALIZED VALUATION BASIS FOR NET DEBT COMPUTATION		CURRENT FINANCES DECEMBER 31, 1989	
STATUTORY EXPENDITURES		REAL PROPERTY VALUATIONS		ASSETS	
Pensions & F. L. C. A.	204,100.00	Code Class # of Parcels % VAL'N	ASSESSED VALUATION	Cash Dec. 31, 1989	1,341,538.40
Employee Fringe Benefits	59,000.00	1 Vacant Land 251 7.12	48,020,500.00	Taxes Receivable	119,838.04
Other Statutory Expenditures		2 Residential 1259 79.66	537,597,600.00	Tax Title Liens	19,007.49
CETA And Other Public Employment Programs		3 Farm 168 5.26	35,519,363.00	Foreclosed Property	
MUNICIPAL FUNCTIONS TOTAL	2,145,292.44	4a Commercial 40 7.17	48,353,900.00	Emergencies & Other Deferred Charges	
CAPITAL IMPROVEMENTS * MEMO *	55,000.00	4b Industrial 3 .79	5,344,300.00	State and Federal Aid Receivable	
DEBT SERVICE		4c Apartments		Other Receivables	
Principal Payments	254,100.00	Total	1721	Total	1,480,383.93
Interest Payments	63,748.35	Land Area 20.50 Sq. Miles		LIABILITIES, RESERVES, AND SURPLUS	
DEFERRED CHARGES	13,000.00	Net Valuation Taxable-Municipal	676,410,783	Cash Liabilities	515,584.13
SCHOOL, COUNTY, SPECIAL DISTRICT TAXES	4,271,077.03	Net Valuation Taxable-County	979,367,825	Reserves for Receivables	138,845.53
RESERVE FOR UNCOLLECTED TAXES	396,984.43	State Equalized Valuation	974,808,210	Surplus Dec. 31, 1989	825,954.27
EXPENDITURES TOTAL	7,744,202.25	State Equalization Ratio	69.34	Total	1,480,383.93

Population 1980 747
 Population 1990 1,235
 S & P Rating
 Moody Rating

General Tax Rate Per \$100. 7.69
 State Equalized Tax Rate 1.75

HARDWICK TOWNSHIP - WARREN CO.

Form of Government:
 Township Committee

Number of Members on Governing Body - 3

PER CAPITA:
 Gross Debt 309.65
 Net Debt 394.33
 Debt Service
 Total Tax Levy 1,365.15
 Municipal Expenditures 430.25

PER CENT:
 Gross Debt 1.39
 Net Debt .63
 Tax Levy Collected 72.13
 Tax Levy Cancelled, Abated or Adjusted .05

EXPENDITURES		REVENUES-REALIZED		1989 PROPERTY TAX	
GENERAL GOVERNMENT		REVENUES-REALIZED		STATE EQUALIZED TAX RATE	
Governing Body & Public Boards		1989 Property Taxes Collected	1,554,477.95	Local District School Taxes	.44 416,295.00
Municipal Clerk		1989 Payments in Lieu of Taxes		Regional & Consolidated School Tax	.49 459,107.78
Financial Administration	13,248.14	Delinquent Tax & Lien Collections	137,949.15	School Taxes in Municipal Budget	
Assessment of Taxes	47,200.00	Business Personalty Replacement Taxes	3,734.50	County Taxes	.54 510,574.57
Collection of Taxes	3,810.00	Taxes from Public Utilities	23,721.00	County Library Taxes	.03 24,077.07
Planning, Housing & Development	35,200.00	Other Miscellaneous Tax Revenues		Local Municipal Purpose Taxes	.15 143,000.00
Human Resources		State Aid Revenues	35,171.46	Veteran & Senior Citizen Taxes	7,250.00
Elections		Federal Aid Revenues		Total Taxes for Rate Computation	1.65 1,560,304.42
General Administration (other)	67,125.00	State and Local Fiscal Assistance Act Utilized		Special District Taxes	
JUDICIARY		Sale of Acquired Property		Bank Corp. Taxes	
Municipal Courts	5,000.00	Other Miscellaneous Revenues	100,914.31	Added and Omitted Taxes	132,906.82
PUBLIC SAFETY		Total	1,920,567.46	Total Taxes Levied - ABSTRACT	1,095,961.24
Fire Protection	2,370.43	Prior Years Surplus Appropriated	128,897.00	Total Taxes Billed	1,686,272.39
Police Protection	2,800.00	REVENUES TOTAL	2,049,466.46	1989 TAXES COLLECTED	1,554,473.96
Civil Defense & Disaster Control	500.00	Reserve For Uncollected Taxes	147,300.00	1989 Taxes Cancelled, Abated or Adjusted	344.14
Environmental Inspection & Control	13,250.00	CAPITAL OUTLAY TOTAL	67,627.00	Transfer to Tax Title Liens or Foreclosed	
Other Public Safety		Public Enterprises		Balance Outstanding Dec. 31, 1989	130,949.29
PUBLIC WORKS		Recreation-Culture		PRIOR YEARS TAXES OUTSTANDING	
Streets and Drainage	137,100.00	Public Works	67,627.00	Balance January 1, 1989	137,130.43
Sewers and Sewage Processing	3,800.00	Buildings and Grounds		Collected in 1989	115,698.49
Garbage and Trash Disposal	6,300.00	Library and Education		Cancelled, Abated or Adjusted 1989	4,471.72
Public Buildings and Grounds	1,300.00	Conservation		Transfers to Tax Title Liens or Foreclosed	3,920.64
Other Public Works		All Other		Balance December 31, 1989	8,039.58
HEALTH and WELFARE		CAPITAL DEBT AUTHORIZED, DECEMBER 31, 1989		TAX TITLE LIENS OUTSTANDING	
Health Services Except Environmental	400.00	ISSUED AND UNISSUED		Balance January 1, 1989	12,073.96
Welfare-Public Assistance	1,200.00	School	537,023	Transfer From Taxes	10,176.70
Hospital, Clinics, First Aid		Self-Liquidating	437,000	Redeemed in 1989	22,250.66
Animal, Insect, & Rodent Control	1,650.00	Other	487,000	Cancelled, Abated or Adjusted (1989)	
Other Welfare Services		Total	1,074,023	Transfers to Foreclosed Property	
RECREATION and CONSERVATION		ISSUED AND OUTSTANDING		Balance December 31, 1989	
Beaches and Boardwalks		School	537,023.72	PROPERTY ACQUIRED BY DEED OR FORECLOSURE	
Parks, Playgrounds, Shade Trees		Self-Liquidating		Balance January 1, 1989	
Land Reclamation & Conservation	450.00	Other	57,000.00	Transfers From Taxes or Liens	
Other Recreational Services	300.00	Total	644,023.72	Sole for Cash (1989)	
EDUCATION (excluding schools)		EQUALIZED VALUATION BASIS FOR NET DEBT COMPUTATION		Cancelled, Abated or Adjusted (1989)	
Libraries		REAL PROPERTY VALUATIONS		Balance December 31, 1989	
Other Educational Services		Code Class # of Parcels % VAL'N		CURRENT FINANCES DECEMBER 31, 1989	
STATUTORY EXPENDITURES		1 Vacant Land 209 11.73		ASSETS	
Pensions & F. L. C. A.	15,616.22	2 Residential 328 66.18		Cash Dec. 31, 1989	755,562.24
Employee Fringe Benefits	5,100.00	3 Farm 241 19.58		Taxes Receivable	138,998.87
Other Statutory Expenditures	1,250.00	4a Commercial 4 2.10		Tax Title Liens	
CETA And Other Public Employment Programs		4b Industrial 1 .42		Foreclosed Property	
MUNICIPAL FUNCTIONS TOTAL	383,459.84	4c Apartments		Emergencies & Other Deferred Charges	38,000.00
CAPITAL IMPROVEMENTS * MEMO *	5,000.00	Total 783		State and Federal Aid Receivable	23,000.00
DEBT SERVICE		Land Area 17.80 Sq. Miles		Other Receivables	1,922.79
Principal Payments		Net Valuation Taxable-Municipal	42,099,337	Total	957,473.90
Interest Payments		Net Valuation Taxable-County	81,619,055	LIABILITIES, RESERVES, AND SURPLUS	
DEFERRED CHARGES	584.73	State Equalized Valuation	93,958,191	Cash Liabilities	513,395.90
SCHOOL, COUNTY, SPECIAL DISTRICT TAXES	1,410,054.42	State Equalization Ratio	44.71	Reserves for Receivables	141,130.17
RESERVE FOR UNCOLLECTED TAXES	147,300.00			Surplus Dec. 31, 1989	302,947.83
EXPENDITURES TOTAL	1,941,408.99			Total	957,473.90

1911

Population 1980 4,353
 Population 1990 5,275
 S & P Rating
 Moody Rating BAA1

General Tax Rate Per \$100. 4.03
 State Equalized Tax Rate 2.08

HARDYSTON TOWNSHIP - SUSSEX CO.

Form of Government:

Special Charter (P.L. 1985 c. 327)

Number of Members on Governing Body - 3

PER CAPITA:

Gross Debt 1,296.96
 Net Debt 408.08
 Debt Service 56.15
 Total Tax Levy 1,303.09
 Municipal Expenditures 593.16

PER CENT:

Gross Debt 2.44
 Net Debt .77
 Tax Levy Collected 92.13
 Tax Levy Cancelled, Abated or Adjusted .45

EXPENDITURES		REVENUES-REALIZED		1989 PROPERTY TAX	
GENERAL GOVERNMENT				STATE EQUALIZED TAX RATE	
Governing Body & Public Boards	27,000.00	1989 Property Taxes Collected	6,341,033.56	Local District School Taxes	.64 2,062,520.50
Municipal Clerk		1989 Payments in Lieu of Taxes		Regional & Consolidated School Tax	.49 1,596,324.56
Financial Administration	63,360.70	Delinquent Tax & Lien Collections	401,879.47	Schaal Taxes in Municipal Budget	
Assessment of Taxes	26,505.00	Business Personalty Replacement Taxes	43,946.63	County Taxes	.37 * 1,183,303.63
Collection of Taxes	50,235.00	Taxes from Public Utilities	296,623.00	County Library Taxes	.02 53,860.45
Planning, Housing & Development	39,854.00	Other Miscellaneous Tax Revenues		Local Municipal Purpose Taxes	.56 1,811,000.00
Human Resources	23,902.13	State Aid Revenues	118,858.50	Veteran & Senior Citizen Taxes	
Elections	1,365.00	Federal Aid Revenues		Total Taxes for Rate Computation	2.08 6,745,909.14
General Administration (other)	321,545.00	State and Local Fiscal Assistance Act Utilized		Special District Taxes	
JUDICIARY		Sale of Acquired Property		Bank Corp. Taxes	
Municipal Courts	34,038.00	Other Miscellaneous Revenues	341,049.00	Added and Omitted Taxes	
PUBLIC SAFETY		Total	7,543,440.21	Total Taxes Levied - ABSTRACT	
Fire Protection	46,392.30	Prior Years Surplus Appropriated	360,000.00	Total Taxes Billed	6,882,823.94
Police Protection	674,997.87	REVENUES TOTAL	7,903,440.21	1989 TAXES COLLECTED	6,341,083.56
Civil Defense & Disaster Control	4,674.00	Reserve For Uncollected Taxes	476,602.89	1989 Taxes Cancelled, Abated or Adjusted	31,043.51
Environmental Inspection & Control	68,226.00	CAPITAL OUTLAY TOTAL	173,258.51	Transfer to Tax Title Liens or Foreclosed	814.06
Other Public Safety		ISSUED AND UNISSUED		Balance Outstanding Dec. 31, 1989	509,882.81
PUBLIC WORKS		School	4,638,856	PRIOR YEARS TAXES OUTSTANDING	
Streets and Drainage	500,200.00	Self-Liquidating	2,152,598	Balance January 1, 1989	429,524.70
Sewers and Sewage Processing		Other	6,841,454	Collected in 1989	401,879.47
Garbage and Trash Disposal	50,000.00	ISSUED AND OUTSTANDING		Cancelled, Abated or Adjusted 1989	6,120.30
Public Buildings and Grounds	36,000.00	School	4,688,856.08	Transfers to Tax Title Liens or Foreclosed	188.92
Other Public Works	22,500.00	Self-Liquidating	1,925,000.00	Balance December 31, 1989	21,336.01
HEALTH and WELFARE		Other	6,613,856.08	TAX TITLE LIENS OUTSTANDING	
Health Services Except Environmental	6,826.00	EQUALIZED VALUATION BASIS		Balance January 1, 1989	2,762.66
Welfare-Public Assistance	7,280.00	FOR NET DEBT COMPUTATION	280,460,447	Transfer From Taxes	1,051.06
Hospital, Clinics, First Aid		REAL PROPERTY VALUATIONS		Redeemed in 1989	
Animal, Insect, & Rodent Control	5,383.00	Code Class # of Parcels % VAL'N		Cancelled, Abated or Adjusted (1989)	
Other Welfare Services		1 Vacant Land 621 10.70	17,758,100.00	Transfers to Foreclosed Property	
RECREATION and CONSERVATION		2 Residential 1792 72.97	121,113,825.00	Balance December 31, 1989	3,813.72
Beaches and Boardwalks		3 Farm 181 4.23	7,025,700.00	PROPERTY ACQUIRED BY DEED OR FORECLOSURE	
Parks, Playgrounds, Shade Trees		4a Commercial 81 7.14	11,842,300.00	Balance January 1, 1989	14,700.00
Land Reclamation & Conservation	2,130.59	4b Industrial 12 1.98	3,281,300.00	Transfers From Taxes or Liens	
Other Recreational Services	10,500.00	4c Apartments 4 2.98	4,949,100.00	Sale for Cash (1989)	
EDUCATION (excluding schools)		Total 2691	165,970,325.00	Cancelled, Abated or Adjusted (1989)	
Libraries		Land Area 32.50 Sq. Miles		Balance December 31, 1989	14,700.00
Other Educational Services		Net Valuation Taxable-Municipal	166,651,393	CURRENT FINANCES DECEMBER 31, 1989	
STATUTORY EXPENDITURES		Net Valuation Taxable-County	288,993,465	ASSETS	
Pensions & F. L. C. A.	133,202.00	State Equalized Valuation	322,703,429	Cash Dec. 31, 1989	958,819.86
Employee Fringe Benefits	137,000.00	State Equalization Ratio	51.54	Taxes Receivable	531,218.82
Other Statutory Expenditures	7,000.00			Tax Title Liens	3,813.72
CETA And Other Public Employment Programs				Foreclosed Property	14,700.00
MUNICIPAL FUNCTIONS TOTAL	2,306,126.59			Emergencies & Other Deferred Charges	
CAPITAL IMPROVEMENTS *MEMO*	3,750.00			State and Federal Aid Receivable	
DEBT SERVICE				Other Receivables	73,048.65
Principal Payments	182,420.00			Total	1,581,601.05
Interest Payments	113,756.57			LIABILITIES, RESERVES, AND SURPLUS	
DEFERRED CHARGES				Cash Liabilities	450,523.26
SCHOOL, COUNTY, SPECIAL DISTRICT TAXES	4,896,009.14			Reserves for Receivables	622,781.19
RESERVE FOR UNCOLLECTED TAXES	476,602.89			Surplus Dec. 31, 1989	508,296.60
EXPENDITURES TOTAL	8,024,915.19			Total	1,581,601.05

*Includes County Health Service Taxes, County Vocational School Taxes, or County Open Space Tax. See Table 13.

2110

Population 1980 2,592
 Population 1990 2,653
 S & P Rating
 Moody Rating

General Tax Rate Per \$100. 1.54
 State Equalized Tax Rate 1.60

HARMONY TOWNSHIP - WARREN COUNTY

Form of Government:

Township Committee

Number of Members on Governing Body - 3

PER CAPITA:

Gross Debt 20.13
 Net Debt 20.18
 Debt Service 1.41
 Total Tax Levy 1,236.61
 Municipal Expenditures 346.12

PER CENT:

Gross Debt .03
 Net Debt .03
 Tax Levy Collected 95.98
 Tax Levy Cancelled, Abated or Adjusted .19

EXPENDITURES	REVENUES-REALIZED	1989 PROPERTY TAX	
GENERAL GOVERNMENT		STATE EQUALIZED TAX RATE 1.65	
Governing Body & Public Boards		Local District School Taxes .94	1,925,806.00
Municipal Clerk		Regional & Consolidated School Tax	
Financial Administration 22,338.05	1989 Property Taxes Collected 4,694,251.13	School Taxes in Municipal Budget	
Assessment of Taxes 1,000.00	1989 Payments in Lieu of Taxes	County Taxes .53	1,096,122.27
Collection of Taxes 1,400.00	Delinquent Tax & Lien Collections 505,477.38	County Library Taxes .03	51,223.24
Planning, Housing & Development 111,540.00	Business Personalty Replacement Taxes 50,702.22	Local Municipal Purpose Taxes .15	315,193.93
Human Resources	Taxes from Public Utilities 116,215.00	Veteran & Senior Citizen Taxes	33,800.00
Elections	Other Miscellaneous Tax Revenues	Total Taxes for Rate Computation 1.65	3,412,150.49
General Administration (other) 196,770.00	State Aid Revenues 12,223.72	Special District Taxes	
JUDICIARY	Federal Aid Revenues	Bank Corp. Taxes	
Municipal Courts 1,762.50	State and Local Fiscal Assistance Act Utilized	Added and Omitted Taxes	1,494,183.75
PUBLIC SAFETY	Sale of Acquired Property	Total Taxes Levied - ABSTRACT	4,872,536.24
Fire Protection 1,551.44	Other Miscellaneous Revenues 131,392.89	Total Taxes Billed	4,890,714.50
Police Protection 2,000.00	Prior Years Surplus Appropriated	1989 TAXES COLLECTED	4,624,261.13
Civil Defense & Disaster Control 1,685.00	REVENUES TOTAL 5,692,704.40	1989 Taxes Cancelled, Abated or Adjusted	695.50
Environmental Inspection & Control	Reserve For Uncollected Taxes 225,063.92	Transfer to Tax Title Liens or Foreclosed	2,349.88
Other Public Safety	CAPITAL OUTLAY TOTAL 113,033.90	Balance Outstanding Dec. 31, 1989	17,353.29
PUBLIC WORKS		PRIOR YEARS TAXES OUTSTANDING	
Streets and Drainage 202,000.00	Public Enterprises	Balance January 1, 1989	504,579.65
Sewers and Sewage Processing	Recreation-Culture	Collected in 1989	40,250.10
Garbage and Trash Disposal	Public Works 113,033.30	Cancelled, Abated or Adjusted 1989	60.76
Public Buildings and Grounds	Buildings and Grounds	Transfers to Tax Title Liens or Foreclosed	2,904.49
Other Public Works	Library and Education	Balance December 31, 1989	21,310.30
HEALTH and WELFARE	Conservation	TAX TITLE LIENS OUTSTANDING	
Health Services Except Environmental 3,500.00	All Other	Balance January 1, 1989	73,416.72
Welfare-Public Assistance 1,675.00	CAPITAL DEBT AUTHORIZED, DECEMBER 31, 1989	Transfer From Taxes	11,761.15
Hospital, Clinics, First Aid	ISSUED AND UNISSUED GROSS DEBT NET DEBT	Redeemed in 1989	25,271.29
Animal, Insect, & Rodent Control 3,500.00	School	Cancelled, Abated or Adjusted (1989)	
Other Welfare Services	Self-Liquidating	Transfers to Foreclosed Property	
RECREATION and CONSERVATION	Other 53,544	Balance December 31, 1989	19,958.59
Beaches and Boardwalks	Total 53,544	PROPERTY ACQUIRED BY DEED OR FORECLOSURE	
Parks, Playgrounds, Shade Trees 10,000.00	ISSUED AND OUTSTANDING	Balance January 1, 1989	6,390.00
Land Reclamation & Conservation	School	Transfers From Taxes or Liens	
Other Recreational Services	Self-Liquidating	Sale for Cash (1989)	
EDUCATION (excluding schools)	Other 53,544.70	Cancelled, Abated or Adjusted (1989)	
Libraries	Total 53,544.70	Balance December 31, 1989	2,340.00
Other Educational Services	EQUALIZED VALUATION BASIS FOR NET DEBT COMPUTATION 161,612,319	CURRENT FINANCES DECEMBER 31, 1989	
STATUTORY EXPENDITURES		ASSETS	
Pensions & F. I. C. A. 25,777.50	REAL PROPERTY VALUATIONS	Cash Dec. 31, 1989	2,296,621.93
Employee Fringe Benefits 2,000.00	Code Class # of Parcels % VAL'N ASSESSED VALUATION	Taxes Receivable	200,669.59
Other Statutory Expenditures 1,000.00	1 Vacant Land 349 9.79 19,976,060.00	Tax Title Liens	19,950.59
CETA And Other Public Employment Programs	2 Residential 895 56.22 123,544,700.00	Foreclosed Property	3,380.00
MUNICIPAL FUNCTIONS TOTAL 680,374.49	3 Farm 308 8.19 13,003,249.00	Emergencies & Other Deferred Charges	34,419.43
CAPITAL IMPROVEMENTS * 414.00 *	4a Commercial 39 8.53 18,733,454.00	State and Federal Aid Receivable	
DEBT SERVICE	4b Industrial 9 17.89 39,319,000.00	Other Receivables	7,314.24
Principal Payments 3,731.00	4c Apartments 1 .07 15,000.00	Total	2,567,363.78
Interest Payments	Total 1601 219,736,493.00	LIABILITIES, RESERVES, AND SURPLUS	
DEFERRED CHARGES 2,100.00	Land Area 24.00 Sq. Miles	Cash Liabilities	257,923.88
SCHOOL, COUNTY, SPECIAL DISTRICT TAXES 3,063,151.51	Net Valuation Taxable-Municipal	Reserves for Receivables	230,322.42
RESERVE FOR UNCOLLECTED TAXES 225,063.92	Net Valuation Taxable-County	Surplus Dec. 31, 1989	2,073,117.48
EXPENDITURES TOTAL 3,981,420.92	State Equalized Valuation	Total	2,567,363.78
	State Equalization Ratio		

0224

Population 1980 4,532
 Population 1990 4,623
 S & P Rating A+
 Moody Rating A1

General Tax Rate Per \$100. 1.88
 State Equalized Tax Rate 1.80

HARRINGTON PARK BORO. - BERGEN CO.

Form of Government:

Borough Council

Number of Members on Governing Body - 6

PER CAPITA: PER CENT:
 Gross Debt 790.80 Gross Debt .89
 Net Debt 785.39 Net Debt .89
 Debt Service 78.56 Tax Levy Collected 97.93
 Total Tax Levy 1,764.18 Tax Levy Cancelled, Abated or Adjusted .22
 Municipal Expenditures 737.11

EXPENDITURES		REVENUES-REALIZED			1989 PROPERTY TAX	
GENERAL GOVERNMENT		REVENUES-REALIZED			STATE EQUALIZED TAX RATE	
Governing Body & Public Boards		1989 Property Taxes Collected		Local District School Taxes	.70	3,173,836.00
Municipal Clerk		1989 Payments in Lieu of Taxes	8,026,837.59	Regional & Consolidated School Tax	.36	1,640,093.20
Financial Administration	29,000.00	Delinquent Tax & Lien Collections	76,279.10	School Taxes in Municipal Budget		
Assessment of Taxes	7,634.67	Business Personalty Replacement Taxes	11,709.60	County Taxes	.22	996,256.11
Collection of Taxes	23,250.00	Taxes from Public Utilities	377,820.00	County Library Taxes		
Planning, Housing & Development	4,459.24	Other Miscellaneous Tax Revenues		Local Municipal Purpose Taxes	.51	2,307,219.97
Human Resources	31,680.95	State Aid Revenues	51,557.50	Veteran & Senior Citizen Taxes		23,250.00
Elections	3,000.00	Federal Aid Revenues		Total Taxes for Rate Computation	1.79	8,140,655.28
General Administration (other)	351,807.59	State and Local Fiscal Assistance Act Utilized		Special District Taxes		
JUDICIARY		Sale of Acquired Property		Bank Corp. Taxes		
Municipal Courts	48,074.05	Other Miscellaneous Revenues	236,063.53	Added and Omitted Taxes		38,388.67
PUBLIC SAFETY		Total	8,780,267.32	Total Taxes Levied - ABSTRACT		8,155,793.95
Fire Protection	187,852.85	Prior Years Surplus Appropriated	300,000.00	Total Taxes Billed		8,196,338.15
Police Protection	601,036.63	REVENUES TOTAL	9,080,267.32	1989 TAXES COLLECTED		8,026,837.59
Civil Defense & Disaster Control	200.00	Reserve For Uncollected Taxes	197,623.60	1989 Taxes Cancelled, Abated or Adjusted		18,352.20
Environmental Inspection & Control	33,700.00	CAPITAL OUTLAY TOTAL	577,879.69	Transfer to Tax Title Liens or Foreclosed		218.08
Other Public Safety				Balance Outstanding Dec. 31, 1989		150,930.28
PUBLIC WORKS		Public Enterprises		PRIOR YEARS TAXES OUTSTANDING		
Streets and Drainage	255,702.93	Recreation-Culture		Balance January 1, 1989		94,645.11
Sewers and Sewage Processing	500.00	Public Works	18,945.04	Collected in 1989		76,279.10
Garbage and Trash Disposal	728,457.00	Buildings and Grounds	558,934.65	Cancelled, Abated or Adjusted 1989		
Public Buildings and Grounds	4,179.62	Library and Education		Transfers to Tax Title Liens or Foreclosed		
Other Public Works	12,015.00	Conservation		Balance December 31, 1989		18,366.01
HEALTH and WELFARE		All Other		TAX TITLE LIENS OUTSTANDING		
Health Services Except Environmental	21,978.20	CAPITAL DEBT AUTHORIZED, DECEMBER 31, 1989		Balance January 1, 1989		2,259.60
Welfare-Public Assistance	450.00	ISSUED AND UNISSUED		Transfer From Taxes		218.08
Hospital, Clinics, First Aid		School	25,000	Redeemed in 1989		
Animal, Insect, & Rodent Control	400.00	Self-Liquidating		Cancelled, Abated or Adjusted (1989)		
Other Welfare Services		Other	3,630,850	Transfers to Foreclosed Property		
RECREATION and CONSERVATION		Total	3,655,850	Balance December 31, 1989		2,477.68
Beaches and Boardwalks		ISSUED AND OUTSTANDING		PROPERTY ACQUIRED BY DEED OR FORECLOSURE		
Parks, Playgrounds, Shade Trees	5,305.00	School	25,000.00	Balance January 1, 1989		59,720.00
Land Reclamation & Conservation	4,418.50	Self-Liquidating		Transfers From Taxes or Liens		
Other Recreational Services		Other	3,008,200.00	Sale for Cash (1989)		
EDUCATION (excluding schools)		Total	3,033,200.00	Cancelled, Abated or Adjusted (1989)		
Libraries	138,431.93	EQUALIZED VALUATION BASIS FOR NET DEBT COMPUTATION	403,749,700	Balance December 31, 1989		59,720.00
Other Educational Services		REAL PROPERTY VALUATIONS		CURRENT FINANCES DECEMBER 31, 1989		
STATUTORY EXPENDITURES		Code Class # of Parcels % VAL'N ASSESSED VALUATION		ASSETS		
Pensions & F. I. C. A.	157,252.33	1 Vacant Land 03 3.67 15,906,400.00		Cash Dec. 31, 1989		1,550,599.76
Employee Fringe Benefits	68,700.00	2 Residential 1419 92.47 400,674,700.00		Taxes Receivable		169,296.29
Other Statutory Expenditures	5,075.00	3 Farm 24 3.86 16,716,700.00		Tax Title Liens		2,477.68
CETA And Other Public Employment Programs		4a Commercial 24 3.86 16,716,700.00		Foreclosed Property		59,720.00
MUNICIPAL FUNCTIONS TOTAL	2,757,101.54	4b Industrial		Emergencies & Other Deferred Charges		73,280.00
CAPITAL IMPROVEMENTS *MEMO*	28,750.00	4c Apartments		State and Federal Aid Receivable		
DEBT SERVICE		Total 1506 433,297,800.00		Other Receivables		2,358,797.92
Principal Payments	190,000.00	Land Area 2.04 Sq. Miles		Total		4,214,171.65
Interest Payments	173,130.45	Net Valuation Taxable-Municipal	433,933,483	LIABILITIES, RESERVES, AND SURPLUS		
DEFERRED CHARGES	89,771.14	Net Valuation Taxable-County	420,562,304	Cash Liabilities		1,108,837.02
SCHOOL, COUNTY, SPECIAL DISTRICT TAXES	5,810,125.31	State Equalized Valuation	453,307,852	Reserves for Receivables		2,590,291.89
RESERVE FOR UNCOLLECTED TAXES	197,623.60	State Equalization Ratio	95.72	Surplus Dec. 31, 1989		515,042.74
EXPENDITURES TOTAL	9,217,802.04			Total		4,214,171.65

0904

Population 1980 12,242
 Population 1990 13,425
 S & P Rating
 Moody Rating AAA

General Tax Rate Per \$100. 2.31
 State Equalized Tax Rate 2.03

HARRISON TOWN - HUDSON COUNTY

Form of Government:

Town Council

Number of Members on Governing Body - 9

PER CAPITA: PER CENT:
 Grass Debt 552.33 Grass Debt 1.33
 Net Debt 97.45 Net Debt .23
 Debt Service 88.69 Tax Levy Collected 97.30
 Total Tax Levy 954.00 Tax Levy Cancelled, Abated
 Municipal Expenditures 1,126.70 or Adjusted .60

EXPENDITURES		REVENUES-REALIZED		1989 PROPERTY TAX	
GENERAL GOVERNMENT		REVENUES-REALIZED		STATE EQUALIZED TAX RATE ———— .71	
Governing Body & Public Boards	12,500.00	1989 Property Taxes Collected	12,465,324.48	Local District School Taxes	4,489,711.50
Municipal Clerk	210,870.00	1989 Payments in Lieu of Taxes	53,069.02	Regional & Consolidated School Tax	
Financial Administration	393,550.00	Delinquent Tax & Lien Collections	215,983.60	School Taxes in Municipal Budget	.09 * 569,144.02
Assessment of Taxes	42,640.00	Business Personalty Replacement Taxes	1,109,918.63	County Taxes	.62 * 3,910,722.27
Collection of Taxes	71,100.00	Taxes from Public Utilities	7,247,886.00	County Library Taxes	
Planning, Hausing & Development	20,325.00	Other Miscellaneous Tax Revenues		Lacal Municipal Purpose Taxes	.60 3,739,383.73
Human Resources	39,800.00	State Aid Revenues	963,026.06	Veteran & Senior Citizen Taxes	73,200.00
Elections	7,100.00	Federal Aid Revenues		Total Taxes for Rate Computation	2.02 12,782,161.52
General Administration (other)	642,000.00	State and Lacal Fiscal Assistance Act Utilized		Special District Taxes	
JUDICIARY		Sale of Acquired Property		Bank Corp. Taxes	
Municipal Courts	194,010.00	Other Miscellaneous Revenues	1,408,810.76	Added and Omitted Taxes	98,434.24
PUBLIC SAFETY		Total	23,464,018.60	Total Taxes Levied - ABSTRACT	12,807,445.76
Fire Protection	2,519,236.00	Prior Years Surplus Appropriated	950,000.00	Total Taxes Billed	12,810,706.49
Police Protection	2,567,125.75	REVENUES TOTAL	24,414,018.60	1989 TAXES COLLECTED	12,465,324.48
Civil Defense & Disaster Control	7,500.00	Reserve For Uncollected Taxes	377,000.00	1989 Taxes Cancelled, Abated or Adjusted	102,324.47
Environmental Inspection & Control	73,810.00	CAPITAL OUTLAY TOTAL	65,776.87	Transfer to Tax Title Liens or Foreclosed	10,050.49
Other Public Safety	26,000.00	Public Enterprises	21,732.92	Balance Outstanding Dec. 31, 1989	233,007.05
PUBLIC WORKS		Recreation—Culture		PRIOR YEARS TAXES OUTSTANDING	
Streets and Drainage	963,231.00	Public Works		Balance January 1, 1989	327,558.31
Sewers and Sewage Processing	1,102,000.00	Buildings and Grounds	38,628.90	Collected in 1989	215,983.60
Garbage and Trash Disposal	590,000.00	Library and Education	5,415.05	Cancelled, Abated or Adjusted 1989	51.85
Public Buildings and Grounds		Conservation		Transfers to Tax Title Liens or Foreclosed	2,079.27
Other Public Works		All Other		Balance December 31, 1989	109,443.59
HEALTH and WELFARE		CAPITAL DEBT AUTHORIZED, DECEMBER 31, 1989		TAX TITLE LIENS OUTSTANDING	
Health Services Except Environmental	356,993.00	ISSUED AND UNISSUED		Balance January 1, 1989	17,742.01
Welfare-Public Assistance	69,650.00	Schaal	5,900,000.00	Transfer From Taxes	12,382.64
Hospital, Clinics, First Aid	13,000.00	Self-Liquidating	135,000.00	Redeemed in 1989	
Animal, Insect, & Rodent Control	6,500.00	Other	1,380,000.00	Cancelled, Abated or Adjusted (1989)	
Other Welfare Services		Total	7,415,000.00	Transfers to Foreclosed Property	
RECREATION and CONSERVATION		ISSUED AND OUTSTANDING		Balance December 31, 1989	30,124.65
Beaches and Boardwalks		School	5,900,000.00	PROPERTY ACQUIRED BY DEED OR FORECLOSURE	
Parks, Playgrounds, Shade Trees	309,800.00	Self-Liquidating		Balance January 1, 1989	16,700.00
Land Reclamation & Conservation		Other	1,380,000.00	Transfers From Taxes or Liens	
Other Recreational Services	187,910.00	Total	7,280,000.00	Sale for Cash (1989)	
EDUCATION (excluding schools)		EQUALIZED VALUATION BASIS FOR NET DEBT COMPUTATION		Cancelled, Abated or Adjusted (1989)	
Libraries	200,000.00	REAL PROPERTY VALUATIONS		Balance December 31, 1989	16,700.00
Other Educational Services	1,000.00	Code Class # of Parcels % VAL'N ASSESSED VALUATION		CURRENT FINANCES DECEMBER 31, 1989	
STATUTORY EXPENDITURES		1 Vacant Land 82 .88 4,845,250.00		ASSETS	
Pensions & F.L.C. A.	1,239,000.00	2 Residential 1790 45.23 2,485,543,000.00		Cash Dec. 31, 1989	1,990,157.44
Employee Fringe Benefits	1,387,300.00	3 Farm 284 12.51 68,714,600.00		Taxes Receivable	342,450.64
Other Statutory Expenditures	98,400.00	4a Commercial 81 36.56 200,911,000.00		Tax Title Liens	30,124.65
CETA And Other Public Employment Programs		4b Industrial 78 4.82 26,464,500.00		Foreclosed Property	16,700.00
MUNICIPAL FUNCTIONS TOTAL	13,532,405.75	Total 2315 549,478,350.00		Emergencies & Other Deferred Charges	20,800.00
CAPITAL IMPROVEMENTS *MEMO*	10,000.00	Land Area 1.20 Sq. Miles		State and Federal Aid Receivable	
DEBT SERVICE		Net Valuation Taxable-Municipal	551,267,227	Other Receivables	
Principal Payments	600,000.00	Net Valuation Taxable-County	627,570,126	Total	2,400,232.73
Interest Payments	590,722.89	State Equalized Valuation	627,903,679	LIABILITIES, RESERVES, AND SURPLUS	
TYPE I SCHL DEBT *MEMO	752,638.74	State Equalization Ratio	87.76	Cash Liabilities	916,829.53
DEFERRED CHARGES	25,800.00			Reserves for Receivables	389,275.29
SCHOOL, COUNTY, SPECIAL DISTRICT TAXES	8,969,577.79			Surplus Dec. 31, 1989	1,094,127.91
RESERVE FOR UNCOLLECTED TAXES	377,000.00			Total	2,400,232.73
EXPENDITURES TOTAL	24,095,506.43				

Population 1980 3,535

Population 1990 4,715

S & P Rating 3AA1

Moody Rating 3AA1

General Tax Rate Per \$100. 3.39

State Equalized Tax Rate 2.44

Form of Government:

Township Committee

Number of Members on Governing Body - 3

Gross Debt 1,176.55

Net Debt 223.67

Debt Service 12.57

Total Tax Levy 915.05

Municipal Expenditures 354.12

Gross Debt 4.39

Net Debt .83

Tax Levy Collected 93.12

Tax Levy Cancelled, Abated or Adjusted

EXPENDITURES		REVENUES-REALIZED		1989 PROPERTY TAX	
GENERAL GOVERNMENT				STATE EQUALIZED TAX RATE	
Governing Body & Public Boards		1989 Property Taxes Collected	4,034,788.54	Local District School Taxes	.69 1,072,784.75
Municipal Clerk		1989 Payments in Lieu of Taxes		Regional & Consolidated School Tax	.77 1,196,467.22
Financial Administration	43,871.00	Delinquent Tax & Lien Collections	337,961.94	School Taxes in Municipal Budget	
Assessment of Taxes	25,930.00	Business Personality Replacement Taxes	38,490.36	County Taxes	.71 1,100,354.53
Collection of Taxes	20,357.00	Taxes from Public Utilities	288,626.00	County Library Taxes	.02 31,151.80
Planning, Housing & Development	57,533.00	Other Miscellaneous Tax Revenues		Local Municipal Purpose Taxes	.25 392,516.23
Human Resources	32,271.00	State Aid Revenues	28,001.33	Veteran & Senior Citizen Taxes	
Elections	2,336.00	Federal Aid Revenues		Total Taxes far Rate Computation	2.44 3,823,574.53
General Administration (other)	174,612.00	Federal Aid Revenues		Special District Taxes	
JUDICIARY		State and Local Fiscal Assistance Act Utilized	2,802.71	Bank Corp. Taxes	
Municipal Courts	42,060.00	Sale of Acquired Property		Added and Omitted Taxes	317,489.65
PUBLIC SAFETY		Other Miscellaneous Revenues	356,683.75	Total Taxes Levied - ABSTRACT	4,314,478.18
Fire Protection		Total	5,087,354.63	Total Taxes Billed	4,333,048.52
Police Protection	330,397.49	Prior Years Surplus Appropriated	417,600.00	1989 TAXES COLLECTED	4,034,788.54
Civil Defense & Disaster Control		REVENUES TOTAL	5,504,954.63	1989 Taxes Cancelled, Abated or Adjusted	
Environmental Inspection & Control	63,634.99	Reserve Far Uncollected Taxes	300,442.12	Transfer to Tax Title Liens or Foreclosed	10,557.54
Other Public Safety		CAPITAL OUTLAY TOTAL	322,390.01	Balance Outstanding Dec. 31, 1989	287,702.44
PUBLIC WORKS		Public Enterprises	35,993.93	PRIOR YEARS TAXES OUTSTANDING	
Streets and Drainage	63,593.00	Recreation—Culture		Balance January 1, 1989	366,959.22
Sewers and Sewage Processing		Public Works	263,626.46	Collected in 1989	336,808.33
Garbage and Trash Disposal	207,060.00	Buildings and Grounds	22,769.62	Cancelled, Abated or Adjusted 1989	
Public Buildings and Grounds	35,874.00	Library and Education		Transfers to Tax Title Liens or Foreclosed	1,042.65
Other Public Works		Conservation		Balance December 31, 1989	29,108.24
HEALTH and WELFARE		All Other		TAX TITLE LIENS OUTSTANDING	
Health Services Except Environmental	2,347.00	CAPITAL DEBT AUTHORIZED, DECEMBER 31, 1989		Balance January 1, 1989	44,007.16
Welfare-Public Assistance	10,315.50	ISSUED AND UNISSUED		Transfer From Taxes	11,711.15
Hospital, Clinics, First Aid		School	4,021,413	Redeemed in 1989	1,153.61
Animal, Insect, & Rodent Control	165.00	Self-Liquidating	870,000	Cancelled, Abated or Adjusted (1989)	
Other Welfare Services		Other	656,033	Transfers to Foreclosed Property	
RECREATION and CONSERVATION		Total	5,547,446	Balance December 31, 1989	54,564.70
Beaches and Boardwalks		ISSUED AND OUTSTANDING		PROPERTY ACQUIRED BY DEED OR FORECLOSURE	
Parks, Playgrounds, Shade Trees	9,750.00	School	4,021,413.70	Balance January 1, 1989	70,600.00
Land Reclamation & Conservation	34,070.00	Self-Liquidating	870,000.00	Transfers From Taxes or Liens	
Other Recreational Services		Other	592,800.00	Sale for Cash (1989)	
EDUCATION (excluding schools)		Total	5,484,213.70	Cancelled, Abated or Adjusted (1989)	
Libraries		EQUALIZED VALUATION BASIS		Balance December 31, 1989	70,600.00
Other Educational Services	1,990.00	FOR NET DEBT COMPUTATION	126,416,962	CURRENT FINANCES DECEMBER 31, 1989	
STATUTORY EXPENDITURES		REAL PROPERTY VALUATIONS		ASSETS	
Pensions & F. L. C. A.	66,080.00	Code Class # of Parcels % VAL'N		Cash Dec. 31, 1989	1,366,084.82
Employee Fringe Benefits	51,575.00	1 Vacant Land 515 6.01	6,631,300.00	Taxes Receivable	316,810.68
Other Statutory Expenditures	5,500.00	2 Residential 1017 70.70	77,955,300.00	Tax Title Liens	54,564.70
CETA And Other Public Employment Programs		3 Farm 521 15.37	16,941,300.00	Foreclosed Property	70,600.00
MUNICIPAL FUNCTIONS TOTAL	1,287,336.98	4a Commercial 61 5.45	6,005,100.00	Emergencies & Other Deferred Charges	109,994.39
CAPITAL IMPROVEMENTS *MEMO*	1,950.00	4b Industrial		State and Federal Aid Receivable	
DEBT SERVICE		4c Apartments 3 2.48	2,731,600.00	Other Receivables	77,729.75
Principal Payments	5,700.00	Total	110,264,600.00	Total	1,995,784.34
Interest Payments	53,588.71	Land Area 19.08 Sq. Miles		LIABILITIES, RESERVES, AND SURPLUS	
DEFERRED CHARGES	22,594.98	Net Valuation Taxable-Municipal	112,166,449	Cash Liabilities	309,724.84
SCHOOL, COUNTY, SPECIAL DISTRICT TAXES	3,604,472.30	Net Valuation Taxable-County	140,605,718	Reserves for Receivables	519,705.13
RESERVE FOR UNCOLLECTED TAXES	300,442.12	State Equalized Valuation	155,196,163	Surplus Dec. 31, 1989	1,166,354.37
EXPENDITURES TOTAL	5,274,135.09	State Equalization Ratio	71.93	Total	1,995,784.34

1509

Population 1980 363
 Population 1990 362
 S & P Rating
 Moody Rating

General Tax Rate Per \$100. .81
 State Equalized Tax Rate .32

HARVEY CEDARS BOROUGH - OCEAN CO.
 Form of Government:
 Commission (1911)
 Number of Members on Governing Body - 3

PER CAPITA:
 Gross Debt 5,459.15
 Net Debt 4,341.10
 Debt Service 29.92
 Total Tax Levy 9,866.25
 Municipal Expenditures 3,971.32

PER CENT:
 Gross Debt .54
 Net Debt .43
 Tax Levy Collected 9.421
 Tax Levy Cancelled, Abated or Adjusted .87

EXPENDITURES		REVENUES-REALIZED		1989 PROPERTY TAX	
GENERAL GOVERNMENT		REVENUES-REALIZED		STATE EQUALIZED TAX RATE	
Governing Body & Public Boards		1989 Property Taxes Collected	3,364,869.19	Local District School Taxes	
Municipal Clerk	16,700.00	1989 Payments in Lieu of Taxes		Regional & Consolidated School Tax	.24
Financial Administration	29,830.12	Delinquent Tax & Lien Collections	87,643.79	School Taxes in Municipal Budget	
Assessment of Taxes	25,200.00	Business Personalty Replacement Taxes	2,973.90	County Taxes	.36
Collection of Taxes	32,650.00	Taxes from Public Utilities	101,970.00	County Library Taxes	.02
Planning, Housing & Development	13,000.00	Other Miscellaneous Tax Revenues		Local Municipal Purpose Taxes	.21
Human Resources	37,171.00	State Aid Revenues	34,341.29	Veteran & Senior Citizen Taxes	
Elections	500.00	Federal Aid Revenues	18,000.00	Total Taxes for Rate Computation	.83
General Administration (other)	91,400.00	State and Local Fiscal Assistance Act Utilized		Special District Taxes	
JUDICIARY		Sale of Acquired Property		Bank Corp. Taxes	
Municipal Courts	8,700.00	Other Miscellaneous Revenues	217,335.41	Added and Omitted Taxes	
PUBLIC SAFETY		Total	3,827,182.64	Total Taxes Levied - ABSTRACT	3,571,582.13
Fire Protection	13,213.67	Prior Years Surplus Appropriated	190,000.00	Total Taxes Billed	3,571,582.13
Police Protection	23,320.27	REVENUES TOTAL	4,017,182.64	1989 TAXES COLLECTED	3,364,369.19
Civil Defense & Disaster Control	1,900.00	Reserve For Uncollected Taxes	176,813.40	1989 Taxes Cancelled, Abated or Adjusted	31,150.00
Environmental Inspection & Control	12,550.00	CAPITAL OUTLAY TOTAL	121,270.37	Transfer to Tax Title Liens or Foreclosed	
Other Public Safety		Public Enterprises	31,998.12	Balance Outstanding Dec. 31, 1989	175,563.94
PUBLIC WORKS		Recreation-Culture		PRIOR YEARS TAXES OUTSTANDING	
Streets and Drainage	114,832.00	Public Works		Balance January 1, 1989	97,665.40
Sewers and Sewage Processing	77,820.00	Buildings and Grounds	20,501.00	Collected in 1989	87,643.79
Garbage and Trash Disposal	77,150.00	Library and Education	19,711.25	Cancelled, Abated or Adjusted 1989	
Public Buildings and Grounds	13,000.00	Conservation		Transfers to Tax Title Liens or Foreclosed	
Other Public Works		All Other		Balance December 31, 1989	10,021.61
HEALTH and WELFARE		CAPITAL DEBT AUTHORIZED, DECEMBER 31, 1989		TAX TITLE LIENS OUTSTANDING	
Health Services Except Environmental	13,050.00	ISSUED AND UNISSUED		Balance January 1, 1989	262.37
Welfare-Public Assistance	2,000.00	School	194,359	Transfer From Taxes	
Hospital, Clinics, First Aid	1,000.00	Self-Liquidating	956,432	Redeemed in 1989	
Animal, Insect, & Rodent Control	2,200.00	Other	324,342	Cancelled, Abated or Adjusted (1989)	
Other Welfare Services		Total	1,976,213	Transfers to Foreclosed Property	
RECREATION and CONSERVATION		ISSUED AND OUTSTANDING		Balance December 31, 1989	262.37
Beaches and Boardwalks	103,400.00	School	194,888.49	PROPERTY ACQUIRED BY DEED OR FORECLOSURE	
Parks, Playgrounds, Shade Trees		Self-Liquidating	354,000.00	Balance January 1, 1989	9,465.00
Land Reclamation & Conservation	2,150.00	Other	230,000.00	Transfers from Taxes or Liens	
Other Recreational Services	64,033.00	Total	1,228,268.49	Sale for Cash (1989)	
EDUCATION (excluding schools)		EQUALIZED VALUATION BASIS FOR NET DEBT COMPUTATION		Cancelled, Abated or Adjusted (1989)	
Libraries		REAL PROPERTY VALUATIONS		Balance December 31, 1989	9,465.00
Other Educational Services		Code Class # of Parcels % VAL'N		CURRENT FINANCES DECEMBER 31, 1989	
STATUTORY EXPENDITURES				ASSETS	
Pensions & F. L. C. A.	66,660.00	1 Vacant Land 172 6.11	26,781,900.00	Cash Dec. 31, 1989	860,262.91
Employee Fringe Benefits	55,500.00	2 Residential 1061 91.79	401,735,300.00	Taxes Receivable	185,585.55
Other Statutory Expenditures	4,800.00	3 Farm		Tax Title Liens	262.37
CETA And Other Public Employment Programs		4a Commercial 27 2.09	9,151,500.00	Foreclosed Property	9,465.00
MUNICIPAL FUNCTIONS TOTAL	1,207,975.06	4b Industrial		Emergencies & Other Deferred Charges	46,000.00
CAPITAL IMPROVEMENTS * MEMO *		4c Apartments		State and Federal Aid Receivable	755.90
DEBT SERVICE		Total	1260	Other Receivables	92,330.29
Principal Payments		Land Area .55 Sq. Miles		Total	1,184,062.02
Interest Payments	10,830.00	Net Valuation Taxable-Municipal	438,545,939	LIABILITIES, RESERVES, AND SURPLUS	
DEFERRED CHARGES		Net Valuation Taxable-County	397,043,465	Cash Liabilities	695,060.06
SCHOOL, COUNTY, SPECIAL DISTRICT TAXES	2,643,437.60	State Equalized Valuation	430,639,748	Reserves for Receivables	277,643.21
RESERVE FOR UNCOLLECTED TAXES	176,813.40	State Equalization Ratio	101.84	Surplus Dec. 31, 1989	208,957.95
EXPENDITURES TOTAL	4,086,106.06			Total	1,184,662.02

0225

Population 1980 12,166
 Population 1990 11,483
 S & P Rating
 Moody Rating A

General Tax Rate Per \$100. 2.26
 State Equalized Tax Rate 1.58

HASBROUCK HEIGHTS BORO. - BERGEN CO.

Form of Government:

Borough Council

Number of Members on Governing Body - 6

PER CAPITA: PER CENT:
 Gross Debt 584.74 Gross Debt .72
 Net Debt 433.02 Net Debt .53
 Debt Service 44.47 Tax Levy Collected 96.57
 Total Tax Levy 1,397.60 Tax Levy Cancelled, Abated or Adjusted 2.12
 Municipal Expenditures 674.29

EXPENDITURES	REVENUES-REALIZED	1989 PROPERTY TAX
GENERAL GOVERNMENT		STATE EQUALIZED TAX RATE .78
Governing Body & Public Boards 18,432.00	1989 Property Taxes Collected 15,518,455.10	Local District School Taxes 7,940,313.50
Municipal Clerk 66,693.11	1989 Payments in Lieu of Taxes	Regional & Consolidated School Tax
Financial Administration 21,000.00	Delinquent Tax & Lien Collections 156,931.99	School Taxes in Municipal Budget
Assessment of Taxes 272,733.92	Business Personalty Replacement Taxes 103,307.76	County Taxes .22 2,202,190.60
Collection of Taxes 63,703.09	Taxes from Public Utilities 829,865.00	County Library Taxes
Planning, Housing & Development 171,228.64	Other Miscellaneous Tax Revenues	Local Municipal Purpose Taxes .58 5,848,490.00
Human Resources 83,622.00	State Aid Revenues 129,157.23	Veteran & Senior Citizen Taxes 132,300.00
Elections 5,564.29	Federal Aid Revenues	Total Taxes for Rate Computation 1.58 16,123,294.10
General Administration (other) 520,657.39	State and Local Fiscal Assistance Act Utilized	Special District Taxes
JUDICIARY	Sale of Acquired Property	Bank Corp. Taxes
Municipal Courts 66,258.94	Other Miscellaneous Revenues 620,194.44	Added and Omitted Taxes 64,622.87
PUBLIC SAFETY	Total 17,357,911.52	Total Taxes Levied - ABSTRACT 16,055,616.97
Fire Protection 187,810.37	Prior Years Surplus Appropriated 250,000.00	Total Taxes Billed 15,518,455.10
Police Protection 1,649,975.50	REVENUES TOTAL 17,607,911.52	1989 TAXES COLLECTED
Civil Defense & Disaster Control 1,800.00	Reserve For Uncollected Taxes 560,847.74	1989 Taxes Cancelled, Abated or Adjusted 340,324.66
Environmental Inspection & Control 55,929.71	CAPITAL OUTLAY TOTAL 636,412.55	Transfer to Tax Title Liens or Foreclosed 4,140.32
Other Public Safety	Public Enterprises	Balance Outstanding Dec. 31, 1989 205,930.07
PUBLIC WORKS	Recreation-Culture 557,090.10	PRIOR YEARS TAXES OUTSTANDING
Streets and Drainage 335,510.10	Public Works 79,322.55	Balance January 1, 1989 155,358.67
Sewers and Sewage Processing 514,176.64	Buildings and Grounds	Collected in 1989 154,935.99
Garbage and Trash Disposal 983,958.19	Library and Education	Cancelled, Abated or Adjusted 1989
Public Buildings and Grounds 52,934.18	Conservation	Transfers to Tax Title Liens or Foreclosed
Other Public Works 46,500.00	All Other	Balance December 31, 1989 422.68
HEALTH and WELFARE	CAPITAL DEBT AUTHORIZED, DECEMBER 31, 1989	TAX TITLE LIENS OUTSTANDING
Health Services Except Environmental 59,905.51	ISSUED AND UNISSUED GROSS DEBT NET DEBT	Balance January 1, 1989 30,844.15
Welfare-Public Assistance 17,317.00	Schaal 1,716,000	Transfer From Taxes 3,717.70
Hospital, Clinics, First Aid 7,950.00	Self-Liquidating	Redeemed in 1989 1,996.00
Animal, Insect, & Rodent Control	Other 5,001,466	Cancelled, Abated or Adjusted (1989) 2,128.30
Other Welfare Services	Total 6,717,466	Transfers to Foreclosed Property
RECREATION and CONSERVATION	ISSUED AND OUTSTANDING	Balance December 31, 1989 30,437.55
Beaches and Boardwalks 220,438.00	Schaal 1,716,000.00	PROPERTY ACQUIRED BY DEED OR FORECLOSURE
Parks, Playgrounds, Shade Trees 92,200.00	Self-Liquidating	Balance January 1, 1989 313,430.00
Land Reclamation & Conservation 54,628.64	Other 3,600,300.00	Transfers From Taxes or Liens
Other Recreational Services	Total 5,316,300.00	Sale for Cash (1989)
EDUCATION (excluding schools)	EQUALIZED VALUATION BASIS FOR NET DEBT COMPUTATION 934,721,872	Cancelled, Abated or Adjusted (1989)
Libraries 230,722.00	REAL PROPERTY VALUATIONS	Balance December 31, 1989 313,430.00
Other Educational Services	Code Class # of Parcels % VAL'N ASSESSED VALUATION	CURRENT FINANCES DECEMBER 31, 1989
STATUTORY EXPENDITURES	1 Vacant Land 130 .63 4,471,800.00	ASSETS
Pensions & F. L. C. A. 477,659.77	2 Residential 3261 70.21 496,142,488.00	Cash Dec. 31, 1989 938,800.98
Employee Fringe Benefits 261,874.00	3 Farm 168,522,110.00	Taxes Receivable 206,352.75
Other Statutory Expenditures 2,000.00	4a Commercial 12 1.51 10,640,000.00	Tax Title Liens 30,437.55
CETA And Other Public Employment Programs 6,543,042.49	4c Apartments 25 3.81 26,921,300.00	Foreclosed Property 313,430.00
MUNICIPAL FUNCTIONS TOTAL 50,000.00	Total 3614 706,697,698.00	Emergencies & Other Deferred Charges 193,403.09
CAPITAL IMPROVEMENTS *MEMO*	Land Area 1.50 Sq. Miles	State and Federal Aid Receivable 1,006.43
DEBT SERVICE	Net Valuation Taxable-Municipal 708,021,950	Other Receivables 21,881.89
Principal Payments 268,500.00	Net Valuation Taxable-County 951,511,708	Total 1,705,312.69
Interest Payments 242,392.24	State Equalized Valuation 1,011,325,250	LIABILITIES, RESERVES, AND SURPLUS
DEFERRED CHARGES 124,453.18	State Equalization Ratio 69.97	Cash Liabilities 575,783.64
SCHOOL, COUNTY, SPECIAL DISTRICT TAXES 10,142,504.10		Reserves for Receivables 570,622.14
RESERVE FOR UNCOLLECTED TAXES 560,847.74		Surplus Dec. 31, 1989 558,906.91
EXPENDITURES TOTAL 17,888,759.75		Total 1,705,312.69

0226

Population 1980 3,504
 Population 1990 3,384
 S & P Rating
 Moody Rating A1

General Tax Rate Per \$100. 1.60
 State Equalized Tax Rate 1.46

HAWORTH BOROUGH - BERGEN COUNTY
 Form of Government:
Borough Council
 Number of Members on Governing Body - 6

PER CAPITA: PER CENT:
 Gross Debt 1,795.53 Gross Debt 1.61
 Net Debt 1,641.33 Net Debt 1.47
 Debt Service 145.70 Tax Levy Collected 99.43
 Total Tax Levy 1,335.97 Tax Levy Cancelled, Abated
 Municipal Expenditures 872.65 or Adjusted .05

EXPENDITURES		REVENUES-REALIZED		1989 PROPERTY TAX	
GENERAL GOVERNMENT		REVENUES		STATE EQUALIZED TAX RATE	
Governing Body & Public Boards		1989 Property Taxes Collected	6,190,796.00	Local District School Taxes	.46 1,925,408.50
Municipal Clerk		1989 Payments in Lieu of Taxes		Regional & Consolidated School Tax	.33 1,380,336.63
Financial Administration	47,877.00	Delinquent Tax & Lien Collections	42,804.00	School Taxes in Municipal Budget	
Assessment of Taxes	13,002.00	Business Personalty Replacement Taxes	19,974.00	County Taxes	.22 912,411.37
Collection of Taxes	21,917.00	Taxes from Public Utilities	518,387.00	County Library Taxes	
Planning, Housing & Development	35,330.00	Other Miscellaneous Tax Revenues		Local Municipal Purpose Taxes	.45 1,919,540.00
Human Resources	13,826.00	State Aid Revenues	34,169.00	Veteran & Senior Citizen Taxes	
Elections	3,500.00	Federal Aid Revenues		Total Taxes for Rate Computation	1.46 6,157,846.55
General Administration (other)	247,414.00	State and Local Fiscal Assistance Act Utilized		Special District Taxes	
JUDICIARY		Sale of Acquired Property		Bank Corp. Taxes	
Municipal Courts	43,821.00	Other Miscellaneous Revenues	375,039.00	Added and Omitted Taxes	75,176.00
PUBLIC SAFETY		Total	7,131,669.00	Total Taxes Levied - ABSTRACT	6,212,922.55
Fire Protection	84,371.00	Prior Years Surplus Appropriated	138,000.00	Total Taxes Billed	6,225,973.00
Police Protection	567,714.00	REVENUES TOTAL	7,369,669.00	1989 TAXES COLLECTED	6,190,796.00
Civil Defense & Disaster Control		Reserve For Uncollected Taxes	124,376.00	1989 Taxes Cancelled, Abated or Adjusted	3,227.00
Environmental Inspection & Control	14,424.00	CAPITAL OUTLAY TOTAL	740,713.00	Transfer to Tax Title Liens or Foreclosed	872.00
Other Public Safety				Balance Outstanding Dec. 31, 1989	31,078.00
PUBLIC WORKS		Public Enterprises		PRIOR YEARS TAXES OUTSTANDING	
Streets and Drainage	161,533.00	Recreation-Culture	33,939.00	Balance January 1, 1989	44,693.00
Sewers and Sewage Processing	137,350.00	Public Works	303,904.00	Collected in 1989	42,804.00
Garbage and Trash Disposal	344,370.00	Buildings and Grounds	397,870.00	Cancelled, Abated or Adjusted 1989	1,339.00
Public Buildings and Grounds	17,474.00	Library and Education		Transfers to Tax Title Liens or Foreclosed	
Other Public Works	15,100.00	Conservation		Balance December 31, 1989	
HEALTH and WELFARE		All Other		TAX TITLE LIENS OUTSTANDING	
Health Services Except Environmental	6,920.00	CAPITAL DEBT AUTHORIZED, DECEMBER 31, 1989		Balance January 1, 1989	6,094.00
Welfare-Public Assistance	754.00	ISSUED AND UNISSUED		Transfer From Taxes	872.00
Hospital, Clinics, First Aid		SCHOOL		Redeemed in 1989	
Animal, Insect, & Rodent Control	3,000.00	Self-Liquidating		Cancelled, Abated or Adjusted (1989)	
Other Welfare Services		Other	6,076,006	Transfers to Foreclosed Property	
RECREATION and CONSERVATION		Total	6,076,006	Balance December 31, 1989	6,966.00
Beaches and Boardwalks		ISSUED AND OUTSTANDING		PROPERTY ACQUIRED BY DEED OR FORECLOSURE	
Parks, Playgrounds, Shade Trees	131,339.00	School		Balance January 1, 1989	42,335.00
Land Reclamation & Conservation	75,032.00	Self-Liquidating		Transfers From Taxes or Liens	
Other Recreational Services	13,710.00	Other	6,066,577.00	Sale for Cash (1989)	
EDUCATION (excluding schools)		Total	6,066,577.00	Cancelled, Abated or Adjusted (1989)	
Libraries	82,317.00	EQUALIZED VALUATION BASIS FOR NET DEBT COMPUTATION	376,883,996	Balance December 31, 1989	42,335.00
Other Educational Services	1,000.00	REAL PROPERTY VALUATIONS		CURRENT FINANCES DECEMBER 31, 1989	
STATUTORY EXPENDITURES		Code Class # of Parcels % VAL'N ASSESSED VALUATION		ASSETS	
Pensions & F. L. C. A.	140,487.00	1 Vacant Land 58 1.40 5,369,200.00		Cash Dec. 31, 1989	1,031,625.00
Employee Fringe Benefits	64,300.00	2 Residential 1106 86.95 333,920,100.00		Taxes Receivable	31,078.00
Other Statutory Expenditures		3 Farm 46 11.65 44,743,100.00		Tax Title Liens	6,966.00
CETA And Other Public Employment Programs		4a Commercial		Foreclosed Property	42,335.00
MUNICIPAL FUNCTIONS TOTAL	2,292,642.00	4b Industrial		Emergencies & Other Deferred Charges	39,480.00
CAPITAL IMPROVEMENTS *MEMO*	30,975.00	4c Apartments		State and Federal Aid Receivable	
DEBT SERVICE		Total 1210 384,032,400.00		Other Receivables	1,325.00
Principal Payments	136,372.00	Land Area 1.97 Sq. Miles		Total	1,152,809.00
Interest Payments	356,654.00	Net Valuation Taxable-Municipal	384,424,788	LIABILITIES, RESERVES, AND SURPLUS	
DEFERRED CHARGES	42,987.00	Net Valuation Taxable-County	385,323,623	Cash Liabilities	489,648.00
SCHOOL, COUNTY, SPECIAL DISTRICT TAXES	4,218,206.55	State Equalized Valuation	422,406,014	Reserves for Receivables	81,704.00
RESERVE FOR UNCOLLECTED TAXES	124,376.00	State Equalization Ratio	91.00	Surplus Dec. 31, 1989	581,457.00
EXPENDITURES TOTAL	7,171,267.55			Total	1,152,809.00

HAWTHORNE BOROUGH - PASSAIC CO.

PER CAPITA:

PER CENT:

Population 1980 18,200
 Population 1990 17,034
 S & P Rating
 Moody Rating A

General Tax Rate Per \$100. 1.62
 State Equalized Tax Rate 1.70

Form of Government:
 Commission (1911)

Number of Members on Governing Body - 3

Gross Debt 489.13 Gross Debt .71
 Net Debt 308.73 Net Debt .45
 Debt Service 30.58 Tax Levy Collected 98.34
 Total Tax Levy 1,304.05 Tax Levy Cancelled, Abated or Adjusted .28
 Municipal Expenditures 490.67

EXPENDITURES	REVENUES-REALIZED	1989 PROPERTY TAX
GENERAL GOVERNMENT		STATE EQUALIZED TAX RATE \rightarrow 1.90
Governing Body & Public Boards	1989 Property Taxes Collected 21,960,847.14	Local District Schaal Taxes 11,837,308.29
Municipal Clerk 93,750.25	1989 Payments in Lieu of Taxes	Regional & Consolidated Schaal Tax
Financial Administration 22,000.00	Delinquent Tax & Lien Collections 367,976.92	Schaal Taxes in Municipal Budget
Assessment of Taxes 67,690.00	Business Personalty Replacement Taxes 278,340.12	County Taxes .43 5,691,631.40
Collection of Taxes 115,614.32	Taxes from Public Utilities 1,089,296.00	County Library Taxes
Planning, Hausing & Development 70,829.00	Other Miscellaneous Tax Revenues	Local Municipal Purpose Taxes .36 4,670,233.00
Human Resaources 25,552.00	State Aid Revenues 182,091.32	Veteran & Senior Citizen Taxes 219,600.00
Elections 11,719.05	Federal Aid Revenues	Total Taxes for Rate Computation 1.69 22,418,772.69
General Administration (other) 370,847.68	State and Local Fiscal Assistance Act Utilized 33.02	Special District Taxes
JUDICIARY	Sale of Acquired Property	Bank Corp. Taxes
Municipal Courts 67,003.62	Other Miscellaneous Revenues 1,123,636.81	Added and Omitted Taxes 79,207.04
PUBLIC SAFETY	Total 25,007,221.33	Total Taxes Levied - ABSTRACT 22,273,379.73
Fire Protection 214,417.79	Prior Years Surplus Appropriated 1,100,000.00	Total Taxes Billed 22,332,346.13
Palice Protection 1,272,232.94	REVENUES TOTAL 26,107,221.33	1989 TAXES COLLECTED 21,960,847.14
Civil Defense & Disaster Central 3,070.00	Reserve For Uncollected Taxes 1,250,330.00	1989 Taxes Cancelled, Abated or Adjusted 63,411.65
Environmental Inspection & Central 77,577.65	CAPITAL OUTLAY TOTAL 1,707,449.29	Transfer to Tax Title Liens or Foreclosed
Other Public Safety	Public Enterprises 188,915.58	Balance Outstanding Dec. 31, 1989 308,087.34
PUBLIC WORKS	Recreation-Culture 363,480.77	PRIOR YEARS TAXES OUTSTANDING
Streets and Drainage 435,342.00	Public Works 1,032,851.44	Balance January 1, 1989 458,321.52
Sewers and Sewage Processing 715,902.44	Buildings and Grounds 73,336.21	Collected in 1989 367,976.92
Garbage and Trash Disposal 1,280,100.00	Library and Education 34,965.29	Cancelled, Abated or Adjusted 1989 2,928.52
Public Buildings and Grounds 79,797.02	Conservation 13,900.00	Transfers to Tax Title Liens or Foreclosed
Other Public Works	All Other	Balance December 31, 1989 87,416.08
HEALTH and WELFARE	CAPITAL DEBT AUTHORIZED, DECEMBER 31, 1989	TAX TITLE LIENS OUTSTANDING
Health Services Except Environmental 103,213.06	ISSUED AND UNISSUED GROSS DEBT NET DEBT	Balance January 1, 1989
Welfare-Public Assistance 5,905.00	Schaal 620,000	Transfer From Taxes
Hospital, Clinics, First Aid	Self-Liquidating 2,577,064 170,591	Redeemed in 1989
Animal, Insect, & Radent Control	Other 5,159,245 5,103,661	Cancelled, Abated or Adjusted (1989)
Other Welfare Services	Total 8,356,309 5,274,353	Transfers to Foreclosed Property
RECREATION and CONSERVATION	ISSUED AND OUTSTANDING	Balance December 31, 1989
Beaches and Boardwalks	School 620,000.00	PROPERTY ACQUIRED BY DEED OR FORECLOSURE
Parks, Playgrounds, Shade Trees 31,255.00	Self-Liquidating 904,250.00	Balance January 1, 1989 37,055.00
Land Reclamation & Conservation 229,871.13	Other 4,475,475.00	Transfers From Taxes or Liens
Other Recreational Services 136,593.00	Total 5,999,725.00	Sale for Cash (1989)
EDUCATION (excluding schaal)	EQUALIZED VALUATION BASIS FOR NET DEBT COMPUTATION 1,179,722,208	Cancelled, Abated or Adjusted (1989)
Libraries 324,542.00	REAL PROPERTY VALUATIONS	Balance December 31, 1989 37,055.00
Other Educational Services	Code Class # of Parcels % VALN ASSESSED VALUATION	CURRENT FINANCES DECEMBER 31, 1989
STATUTORY EXPENDITURES	1 Vacant Land 214 1.27 17,445,400.00	ASSETS
Pensions & F. L. C. A. 402,799.67	2 Residential 5158 79.89 1,094,705,500.00	Cash Dec. 31, 1989 3,327,313.69
Employee Fringe Benefits 270,762.47	3 Farm 129,878,500.00	Taxes Receivable 395,503.42
Other Statutory Expenditures 100.00	4a Commercial 283 9.48 129,878,500.00	Tax Title Liens 37,055.00
CETA And Other Public Employment Programs	4b Industrial 110 7.28 99,793,400.00	Foreclosed Property 37,055.00
MUNICIPAL FUNCTIONS TOTAL 6,435,587.09	4c Apartments 17 2.07 28,398,500.00	Emergencies & Other Deferred Charges 104,000.00
CAPITAL IMPROVEMENTS * MEMO * 50,000.00	Total 5782 1,370,221,300.00	State and Federal Aid Receivable
DEBT SERVICE	Land Area 3.44 Sq. Miles	Other Receivables 6,087.20
Principal Payments 277,250.00	Net Valuation Taxable-Municipal 1,373,194,861	Total 3,869,959.31
Interest Payments 245,165.17	Net Valuation Taxable-County 1,239,123,462	LIABILITIES, RESERVES, AND SURPLUS
DEFERRED CHARGES 174,323.66	State Equalized Valuation 1,312,560,964	Cash Liabilities 1,665,009.25
SCHOOL, COUNTY, SPECIAL DISTRICT TAXES 17,528,939.69	State Equalization Ratio 104.63	Reserves for Receivables 438,223.77
RESERVE FOR UNCOLLECTED TAXES 1,250,330.00		Surplus Dec. 31, 1989 1,766,726.29
EXPENDITURES TOTAL 25,911,595.61		Total 3,869,959.31

1339

Population 1980 23,013
 Population 1990 21,976
 S & P Rating
 Moody Rating A

General Tax Rate Per \$100. 3.11
 State Equalized Tax Rate 1.79

HAZLET TOWNSHIP - MONMOUTH CO.

Form of Government:

Township Committee

Number of Members on Governing Body - 5

PER CAPITA:

Gross Debt
 Net Debt
 Debt Service
 Total Tax Levy
 Municipal Expenditures

PER CENT:
 Gross Debt 1.30
 Net Debt .58
 Tax Levy Collected 97.78
 Tax Levy Cancelled, Abated or Adjusted

EXPENDITURES		REVENUES-REALIZED		1989 PROPERTY TAX	
GENERAL GOVERNMENT				STATE EQUALIZED TAX RATE 1.06	
Governing Body & Public Boards		1989 Property Taxes Collected	19,837,808.72	Local District School Taxes	10,907,930.00
Municipal Clerk		1989 Payments in Lieu of Taxes	164,986.33	Regional & Consolidated School Tax	
Financial Administration	60,117.00	Delinquent Tax & Lien Collections	390,029.28	School Taxes in Municipal Budget	
Assessment of Taxes	53,837.00	Business Personalty Replacement Taxes	130,213.89	County Taxes	.39 4,062,037.21
Collection of Taxes	8,637.00	Taxes from Public Utilities	989,847.00	County Library Taxes	.01 130,726.30
Planning, Housing & Development	16,346.00	Other Miscellaneous Tax Revenues		Local Municipal Purpose Taxes	.33 3,374,679.27
Human Resources	115,134.32	State Aid Revenues	284,846.27	Veteran & Senior Citizen Taxes	166,950.00
Elections		Federal Aid Revenues		Total Taxes for Rate Computation	1.79 18,642,324.78
General Administration (other)	832,053.58	State and Local Fiscal Assistance Act Utilized		Special District Taxes	695,263.00
JUDICIARY		Sale of Acquired Property		Bank Corp. Taxes	
Municipal Courts	96,322.00	Other Miscellaneous Revenues	1,225,160.31	Added and Omitted Taxes	94,917.27
PUBLIC SAFETY		Total	22,072,892.30	Total Taxes Levied - ABSTRACT	19,265,555.05
Fire Protection	125,428.49	Prior Years Surplus Appropriated	900,000.00	Total Taxes Billed	19,265,555.05
Police Protection	1,762,718.28	REVENUES TOTAL	22,972,892.30	1989 TAXES COLLECTED	18,837,808.72
Civil Defense & Disaster Control	11,911.00	Reserve For Uncollected Taxes	474,037.00	1989 Taxes Cancelled, Abated or Adjusted	
Environmental Inspection & Control	54,202.07	CAPITAL OUTLAY TOTAL	541,451.75	Transfer to Tax Title Liens or Foreclosed	31,640.61
Other Public Safety		Public Enterprises		Balance Outstanding Dec. 31, 1989	396,105.72
PUBLIC WORKS		Recreation-Culture	31,842.74	PRIOR YEARS TAXES OUTSTANDING	
Streets and Drainage	571,943.50	Public Works	121,928.35	Balance January 1, 1989	423,727.01
Sewers and Sewage Processing		Buildings and Grounds	335,253.66	Collected in 1989	390,029.28
Garbage and Trash Disposal		Library and Education		Cancelled, Abated or Adjusted 1989	
Public Buildings and Grounds	196,855.00	Conservation	2,427.00	Transfers to Tax Title Liens or Foreclosed	32,208.10
Other Public Works		All Other		Balance December 31, 1989	1,489.63
HEALTH and WELFARE		CAPITAL DEBT AUTHORIZED, DECEMBER 31, 1989		TAX TITLE LIENS OUTSTANDING	
Health Services Except Environmental	133,631.99	ISSUED AND UNISSUED		Balance January 1, 1989	
Welfare-Public Assistance	1,254.00	School	6,555,000	Transfer From Taxes	67,830.29
Hospital, Clinics, First Aid	3,353.00	Self-Liquidating	57,500	Redeemed in 1989	4,746.48
Animal, Insect, & Rodent Control	5,000.00	Other	5,365,516	Cancelled, Abated or Adjusted (1989)	
Other Welfare Services		Total	11,978,016	Transfers to Foreclosed Property	
RECREATION and CONSERVATION		ISSUED AND OUTSTANDING		Balance December 31, 1989	63,093.81
Beaches and Boardwalks		School	6,555,000.00	PROPERTY ACQUIRED BY DEED OR FORECLOSURE	
Parks, Playgrounds, Shade Trees		Self-Liquidating	5,259,500.00	Balance January 1, 1989	804,700.00
Land Reclamation & Conservation	284,210.00	Other	11,814,500.00	Transfers From Taxes or Liens	
Other Recreational Services	122,199.00	Total	11,814,500.00	Sale for Cash (1989)	
EDUCATION (excluding schools)		EQUALIZED VALUATION BASIS FOR NET DEBT COMPUTATION	913,200,725	Cancelled, Abated or Adjusted (1989)	
Libraries	3,252.00	REAL PROPERTY VALUATIONS		Balance December 31, 1989	804,700.00
Other Educational Services		Code Class # of Parcels % VAL'N ASSESSED VALUATION		CURRENT FINANCES DECEMBER 31, 1989	
STATUTORY EXPENDITURES		1 Vacant Land 325 1.26 11,045,150.00		ASSETS	
Pensions & F. L. C. A.	499,671.14	2 Residential 5904 33.36 494,034,650.00		Cash Dec. 31, 1989	3,020,008.21
Employee Fringe Benefits	42,353.00	3 Farm 8 .10 644,000.00		Taxes Receivable	397,595.35
Other Statutory Expenditures		4a Commercial 243 13.22 78,353,300.00		Tax Title Liens	63,083.81
CETA And Other Public Employment Programs		4b Industrial 8 1.44 9,549,800.00		Foreclosed Property	804,700.00
MUNICIPAL FUNCTIONS TOTAL	5,514,024.37	4c Apartments		Emergencies & Other Deferred Charges	169,430.29
CAPITAL IMPROVEMENTS *MEMO*	15,955.00	Total	8458 5.60 Sq. Miles 592,626,900.00	State and Federal Aid Receivable	25,652.95
DEBT SERVICE		Land Area	5.60 Sq. Miles	Other Receivables	58,056.01
Principal Payments	417,000.00	Net Valuation Taxable-Municipal	594,250,354	Total	4,538,526.62
Interest Payments	375,933.00	Net Valuation Taxable-County	967,152,478	LIABILITIES, RESERVES, AND SURPLUS	
DEFERRED CHARGES		State Equalized Valuation	1,031,920,566	Cash Liabilities	1,730,136.80
SCHOOL, COUNTY, SPECIAL DISTRICT TAXES	15,795,958.51	State Equalization Ratio	57.52	Reserves for Receivables	1,313,935.17
RESERVE FOR UNCOLLECTED TAXES	474,037.00			Surplus Dec. 31, 1989	1,494,454.65
EXPENDITURES TOTAL	22,657,317.35			Total	4,538,526.62

Population 1980 955
 Population 1990 1,211
 S & P Rating
 Moody Rating BAA

General Tax Rate Per \$100. 3.42
 State Equalized Tax Rate 2.07

Form of Government:
 Borough Council

Number of Members on Governing Body - 6

Gross Debt 1,087.40
 Net Debt 375.30
 Debt Service 24.14
 Total Tax Levy 971.57
 Municipal Expenditures 556.00
 Gross Debt 2.69
 Net Debt .93
 Tax Levy Collected 95.40
 Tax Levy Cancelled, Abated or Adjusted .32

EXPENDITURES		REVENUES-REALIZED			1989 PROPERTY TAX	
GENERAL GOVERNMENT					STATE EQUALIZED TAX RATE 1.45	
Governing Body & Public Boards		1989 Property Taxes Collected		1,122,916.05	Local District School Taxes	633,370.00
Municipal Clerk		1989 Payments in Lieu of Taxes			Regional & Consolidated School Tax	
Financial Administration	16,030.00	Delinquent Tax & Lien Collections		63,851.58	School Taxes in Municipal Budget	
Assessment of Taxes	9,344.48	Business Personalty Replacement Taxes		68,541.32	County Taxes	231,637.38
Collection of Taxes	3,598.00	Taxes from Public Utilities		71,088.00	County Library Taxes	
Planning, Housing & Development	11,610.00	Other Miscellaneous Tax Revenues			Local Municipal Purpose Taxes	276,579.19
Human Resources	9,636.05	State Aid Revenues		24,309.25	Veteran & Senior Citizen Taxes	9,650.00
Elections	500.00	Federal Aid Revenues			Total Taxes for Rate Computation	1,151,236.57
General Administration (other)	116,389.33	State and Local Fiscal Assistance Act Utilized			Special District Taxes	
JUDICIARY		Sale of Acquired Property			Bank Corp. Taxes	
Municipal Courts	9,050.00	Other Miscellaneous Revenues		184,985.83	Added and Omitted Taxes	34,988.99
PUBLIC SAFETY		Total		1,535,692.08	Total Taxes Levied - ABSTRACT	1,176,575.56
Fire Protection	11,976.00	Prior Years Surplus Appropriated		53,700.00	Total Taxes Billed	1,177,078.77
Police Protection	99,351.00	REVENUES TOTAL		1,539,392.08	1989 TAXES COLLECTED	1,122,916.05
Civil Defense & Disaster Control		Reserve For Uncollected Taxes		69,962.32	1989 Taxes Cancelled, Abated or Adjusted	3,744.90
Environmental Inspection & Control	65,800.18	CAPITAL OUTLAY TOTAL		212,044.69	Transfer to Tax Title Liens or Foreclosed	20.52
Other Public Safety		Public Enterprises		80,709.09	Balance Outstanding Dec. 31, 1989	50,397.30
PUBLIC WORKS		Recreation-Culture			PRIOR YEARS TAXES OUTSTANDING	
Streets and Drainage	32,300.00	Public Works		131,335.60	Balance January 1, 1989	78,097.88
Sewers and Sewage Processing		Buildings and Grounds			Collected in 1989	63,851.58
Garbage and Trash Disposal	83,000.00	Library and Education			Cancelled, Abated or Adjusted 1989	
Public Buildings and Grounds	4,101.00	Conservation			Transfers to Tax Title Liens or Foreclosed	14.79
Other Public Works	4,100.00	All Other			Balance December 31, 1989	14,231.51
HEALTH and WELFARE		CAPITAL DEBT AUTHORIZED, DECEMBER 31, 1989			TAX TITLE LIENS OUTSTANDING	
Health Services Except Environmental	2,732.00	ISSUED AND UNISSUED	GROSS DEBT	NET DEBT	Balance January 1, 1989	1,644.78
Welfare-Public Assistance	315.00	School			Transfer From Taxes	51.86
Hospital, Clinics, First Aid		Self-Liquidating	975,795	121,575	Redeemed in 1989	
Animal, Insect, & Rodent Control		Other	341,050	332,917	Cancelled, Abated or Adjusted (1989)	
Other Welfare Services		Total	1,316,845	454,493	Transfers to Foreclosed Property	
RECREATION and CONSERVATION		ISSUED AND OUTSTANDING			Balance December 31, 1989	
Beaches and Boardwalks		School		600,000.00	PROPERTY ACQUIRED BY DEED OR FORECLOSURE	1,696.64
Parks, Playgrounds, Shade Trees		Self-Liquidating		340,300.00	Balance January 1, 1989	29,800.00
Land Reclamation & Conservation	4,000.00	Other		940,300.00	Transfers From Taxes or Liens	
Other Recreational Services	1,000.00	Total			Sale for Cash (1989)	
EDUCATION (excluding schools)		EQUALIZED VALUATION BASIS FOR NET DEBT COMPUTATION			Cancelled, Abated or Adjusted (1989)	
Libraries		REAL PROPERTY VALUATIONS			Balance December 31, 1989	
Other Educational Services		Code	Class	# of Parcels	% VAL'N	ASSESSED VALUATION
STATUTORY EXPENDITURES		1	Vacant Land	389	10.55	3,512,200.00
Pensions & F. L. C. A.	30,176.29	2	Residential	360	71.32	23,740,800.00
Employee Fringe Benefits	14,930.19	3	Farm			377,500.00
Other Statutory Expenditures	1,500.00	4a	Commercial	5	2.54	5,157,200.00
CETA And Other Public Employment Programs		4b	Industrial	27	15.49	
MUNICIPAL FUNCTIONS TOTAL	536,998.52	4c	Apartments			
CAPITAL IMPROVEMENTS *MEMO*	12,000.00	Total		782		33,287,700.00
DEBT SERVICE		Land Area		.80 Sq. Miles		
Principal Payments	22,200.00	Net Valuation Taxable-Municipal				33,394,438
Interest Payments	7,035.00	Net Valuation Taxable-County				61,573,395
DEFERRED CHARGES		State Equalized Valuation				55,036,936
SCHOOL, COUNTY, SPECIAL DISTRICT TAXES	37,116.60	State Equalization Ratio				60.60
SCHOOL, COUNTY, SPECIAL DISTRICT TAXES	865,007.38	EXPENDITURES TOTAL		1,539,319.88	LIABILITIES, RESERVES, AND SURPLUS	
RESERVE FOR UNCOLLECTED TAXES	69,962.32				Cash Liabilities	441,900.80
					Reserves for Receivables	97,859.54
					Surplus Dec. 31, 1989	183,801.39
					Total	723,561.73

Population 1980 1,250
 Population 1990 1,045
 S & P Rating
 Moody Rating

General Tax Rate Per \$100. 3.84
 State Equalized Tax Rate 2.49

HI-NELLA BOROUGH - CAMDEN COUNTY
 Form of Government:
 Borough Council
 Number of Members on Governing Body - 6

PER CAPITA:
 Gross Debt 92.79
 Net Debt 48.50
 Debt Service
 Total Tax Levy 527.20
 Municipal Expenditures 387.33
 PER CENT:
 Gross Debt .51
 Net Debt .26
 Tax Levy Collected 96.08
 Tax Levy Cancelled, Abated or Adjusted

EXPENDITURES		REVENUES-REALIZED			1989 PROPERTY TAX	
GENERAL GOVERNMENT					STATE EQUALIZED TAX RATE 1.11	
Governing Body & Public Boards		1989 Property Taxes Collected	529,809.74	Local District School Taxes	1.11	247,440.69
Municipal Clerk		1989 Payments in Lieu of Taxes		Regional & Consolidated School Tax		
Financial Administration	14,500.00	Delinquent Tax & Lien Collections	9,494.30	School Taxes in Municipal Budget		
Assessment of Taxes	3,100.00	Business Personalty Replacement Taxes	4,456.68	County Taxes	.37	192,100.09
Collection of Taxes	3,734.00	Taxes from Public Utilities	57,267.00	County Library Taxes	.02	5,073.03
Planning, Housing & Development	225.00	Other Miscellaneous Tax Revenues		Local Municipal Purpose Taxes	.48	106,376.00
Human Resources		State Aid Revenues	23,495.27	Veteran & Senior Citizen Taxes		6,450.00
Elections	1,550.00	Federal Aid Revenues		Total Taxes for Rate Computation	2.48	557,439.81
General Administration (other)	67,033.93	State and Local Fiscal Assistance Act Utilized		Special District Taxes		
JUDICIARY		Sale of Acquired Property		Bank Corp. Taxes		
Municipal Courts	13,696.70	Other Miscellaneous Revenues	141,705.16	Added and Omitted Taxes		
PUBLIC SAFETY		Total	765,227.21	Total Taxes Levied - ABSTRACT		550,989.81
Fire Protection	12,613.00	Prior Years Surplus Appropriated	130,000.00	Total Taxes Billed		551,429.99
Police Protection	65,370.40	REVENUES TOTAL	895,227.21	1989 TAXES COLLECTED		529,806.74
Civil Defense & Disaster Control	295.00	Reserve For Uncollected Taxes	53,738.63	1989 Taxes Cancelled, Abated or Adjusted		
Environmental Inspection & Control	225.00	CAPITAL OUTLAY TOTAL	143,865.86	Transfer to Tax Title Liens or Foreclosed		939.81
Other Public Safety		Public Enterprises		Balance Outstanding Dec. 31, 1989		20,681.44
PUBLIC WORKS		Recreation—Culture		PRIOR YEARS TAXES OUTSTANDING		
Streets and Drainage	7,000.00	Public Works	143,865.86	Balance January 1, 1989		35,472.89
Sewers and Sewage Processing	76,920.00	Buildings and Grounds		Collected in 1989		3,494.36
Garbage and Trash Disposal	22,135.00	Library and Education		Cancelled, Abated or Adjusted 1989		
Public Buildings and Grounds	4,050.00	Conservation		Transfers to Tax Title Liens or Foreclosed		
Other Public Works		All Other		Balance December 31, 1989		26,978.53
HEALTH and WELFARE		CAPITAL DEBT AUTHORIZED, DECEMBER 31, 1989		TAX TITLE LIENS OUTSTANDING		
Health Services Except Environmental	275.00	ISSUED AND UNISSUED		Balance January 1, 1989		3,826.44
Welfare—Public Assistance	1,170.00	School		Transfer From Taxes		939.81
Hospital, Clinics, First Aid		Self-Liquidating		Redeemed in 1989		
Animal, Insect, & Rodent Control	105.00	Other	96,967	Cancelled, Abated or Adjusted (1989)		
Other Welfare Services		Total	96,967	Transfers to Foreclosed Property		9,766.25
RECREATION and CONSERVATION		ISSUED AND OUTSTANDING		Balance December 31, 1989		9,766.25
Beaches and Boardwalks		School		PROPERTY ACQUIRED BY DEED OR FORECLOSURE		
Parks, Playgrounds, Shade Trees	6,000.00	Self-Liquidating		Balance January 1, 1989		950.00
Land Reclamation & Conservation	25.00	Other		Transfers From Taxes or Liens		
Other Recreational Services	500.00	Total		Sale for Cash (1989)		
EDUCATION (excluding schools)		EQUALIZED VALUATION BASIS FOR NET DEBT COMPUTATION	19,126,767	Cancelled, Abated or Adjusted (1989)		
Libraries	1,800.00	REAL PROPERTY VALUATIONS		Balance December 31, 1989		950.00
Other Educational Services	9,000.00	Code Class # of Parcels % VAL'N ASSESSED VALUATION		CURRENT FINANCES DECEMBER 31, 1989		
STATUTORY EXPENDITURES		1 Vacant Land 11 .60 34,900.00		ASSETS		
Pensions & F. L. C. A.	7,084.56	2 Residential 124 47.96 6,832,300.00		Cash Dec. 31, 1989		364,062.22
Employee Fringe Benefits		3 Farm 2 .68 97,700.00		Taxes Receivable		47,659.97
Other Statutory Expenditures		4a Commercial 10 14.49 2,064,200.00		Tax Title Liens		9,766.25
CETA And Other Public Employment Programs		4b Industrial 1 2.24 318,600.00		Foreclosed Property		950.00
MUNICIPAL FUNCTIONS TOTAL 331,457.59		4c Apartments 3 34.03 4,847,400.00		Emergencies & Other Deferred Charges		626.59
CAPITAL IMPROVEMENTS *MEMO*		Total 151		State and Federal Aid Receivable		
DEBT SERVICE		Land Area .23 Sq. Miles		Other Receivables		19,244.00
Principal Payments		Net Valuation Taxable-Municipal	14,375,131	Total		442,309.03
Interest Payments		Net Valuation Taxable-County	19,340,358	LIABILITIES, RESERVES, AND SURPLUS		
DEFERRED CHARGES		State Equalized Valuation	22,133,584	Cash Liabilities		136,923.14
SCHOOL, COUNTY, SPECIAL DISTRICT TAXES	444,613.91	State Equalization Ratio	64.74	Reserves for Receivables		77,620.22
RESERVE FOR UNCOLLECTED TAXES	68,738.63			Surplus Dec. 31, 1989		227,765.67
EXPENDITURES TOTAL 849,423.33				Total		442,309.03

HIGH BRIDGE BOROUGH - HUNTERDON CO.

PER CAPITA:

PER CENT:

Population 1980 3,435
 Population 1990 3,386
 S & P Rating
 Moody Rating A

General Tax Rate Per \$100. 1.79
 State Equalized Tax Rate 1.93

Form of Government:

Borough Council

Number of Members on Governing Body - 6

Gross Debt 685.59
 Net Debt 242.55
 Debt Service 61.43
 Total Tax Levy 1,061.46
 Municipal Expenditures 390.54
 Gross Debt 1.41
 Net Debt .50
 Tax Levy Collected 95.15
 Tax Levy Cancelled, Abated or Adjusted .23

EXPENDITURES	REVENUES-REALIZED	1989 PROPERTY TAX
GENERAL GOVERNMENT		STATE EQUALIZED TAX RATE
Governing Body & Public Boards	1989 Property Taxes Collected 3,924,725.81	Local District School Taxes .78 1,642,671.00
Municipal Clerk	1989 Payments in Lieu of Taxes	Regional & Consolidated School Tax .42 895,634.32
Financial Administration 22,303.00	Delinquent Tax & Lien Collections 176,914.97	School Taxes in Municipal Budget
Assessment of Taxes 13,340.00	Business Personalty Replacement Taxes 84,678.12	County Taxes .32 685,430.80
Collection of Taxes 16,432.00	Taxes from Public Utilities 108,531.00	County Library Taxes .02 44,904.52
Planning, Housing & Development 11,610.99	Other Miscellaneous Tax Revenues	Local Municipal Purpose Taxes .38 813,855.22
Human Resources 760.50	State Aid Revenues 53,912.98	Veteran & Senior Citizen Taxes .38 28,600.00
Elections	Federal Aid Revenues	Total Taxes for Rate Computation 1.92 4,111,095.86
General Administration (other) 204,010.50	State and Local Fiscal Assistance Act Utilized	Special District Taxes
JUDICIARY	Sale of Acquired Property	Bank Corp. Taxes
Municipal Courts 22,591.00	Other Miscellaneous Revenues 330,149.62	Added and Omitted Taxes 42,327.18
PUBLIC SAFETY	Total 4,678,912.50	Total Taxes Levied - ABSTRACT 4,124,823.04
Fire Protection 33,859.26	Prior Years Surplus Appropriated 200,000.00	Total Taxes Billed 4,124,788.20
Police Protection 229,803.88	REVENUES TOTAL 4,878,912.50	1989 TAXES COLLECTED 3,924,725.81
Civil Defense & Disaster Control	Reserve For Uncollected Taxes 320,708.42	1989 Taxes Cancelled, Abated or Adjusted 9,529.14
Environmental Inspection & Control	CAPITAL OUTLAY TOTAL 370,640.15	Transfer to Tax Title Liens or Foreclosed 9,556.80
Other Public Safety	Public Enterprises 22,598.71	Balance Outstanding Dec. 31, 1989 180,976.45
PUBLIC WORKS	Recreation-Culture	PRIOR YEARS TAXES OUTSTANDING
Streets and Drainage 194,557.00	Public Works 194,676.53	Balance January 1, 1989 216,346.16
Sewers and Sewage Processing	Buildings and Grounds 153,364.91	Collected in 1989 176,193.52
Garbage and Trash Disposal	Library and Education	Cancelled, Abated or Adjusted 1989 21,287.15
Public Buildings and Grounds 23,168.00	Conservation	Transfers to Tax Title Liens or Foreclosed 11,264.10
Other Public Works	All Other	Balance December 31, 1989 7,601.39
HEALTH and WELFARE	CAPITAL DEBT AUTHORIZED, DECEMBER 31, 1989	TAX TITLE LIENS OUTSTANDING
Health Services Except Environmental	ISSUED AND UNISSUED GROSS DEBT NET DEBT	Balance January 1, 1989 13,691.39
Welfare-Public Assistance 19,196.00	School 561,352	Transfer From Taxes 21,996.08
Hospital, Clinics, First Aid	Self-Liquidating 1,160,682	Redeemed in 1989 721.45
Animal, Insect, & Rodent Control 700.00	Other 942,551	Cancelled, Abated or Adjusted (1989) 1,128.89
Other Welfare Services	Total 2,664,585	Transfers to Foreclosed Property
RECREATION and CONSERVATION	ISSUED AND OUTSTANDING	Balance December 31, 1989 33,837.13
Beaches and Boardwalks	School 105,882.76	PROPERTY ACQUIRED BY DEED OR FORECLOSURE
Parks, Playgrounds, Shade Trees 1,635.00	Self-Liquidating 1,119,197.00	Balance January 1, 1989
Land Reclamation & Conservation 50.00	Other 924,696.00	Transfers From Taxes or Liens
Other Recreational Services 2,190.00	Total 2,149,775.76	Sale for Cash (1989)
EDUCATION (excluding schools)	EQUALIZED VALUATION BASIS	Cancelled, Abated or Adjusted (1989)
Libraries 10,022.00	FOR NET DEBT COMPUTATION 188,400,661	Balance December 31, 1989
Other Educational Services	REAL PROPERTY VALUATIONS	CURRENT FINANCES DECEMBER 31, 1989
STATUTORY EXPENDITURES	Code Class # of Parcels % VAL'N ASSESSED VALUATION	ASSETS
Pensions & F. L. C. A. 48,996.00	1 Vacant Land 122 3.06 6,982,066.00	Cash Dec. 31, 1989 1,916,685.38
Employee Fringe Benefits 57,039.00	2 Residential 1287 88.53 201,906,200.00	Taxes Receivable 188,577.84
Other Statutory Expenditures 3,888.00	3 Farm 21 1.07 2,423,983.00	Tax Title Liens 33,837.13
CETA And Other Public Employment Programs	4a Commercial 26 2.56 5,832,200.00	Foreclosed Property
MUNICIPAL FUNCTIONS TOTAL 917,356.13	4b Industrial 10 4.07 9,275,709.00	Emergencies & Other Deferred Charges 52,968.11
CAPITAL IMPROVEMENTS *MEMO* 26,650.00	4c Apartments 5 .72 1,650,300.00	State and Federal Aid Receivable
DEBT SERVICE	Total 1471 228,070,449.00	Other Receivables 71,310.77
Principal Payments 195,000.00	Land Area 2.30 Sq. Miles	Total 2,263,379.23
Interest Payments 43,711.90	Net Valuation Taxable-Municipal 228,526,124	LIABILITIES, RESERVES, AND SURPLUS
DEFERRED CHARGES	Net Valuation Taxable-County 199,145,886	Cash Liabilities 1,424,892.26
SCHOOL, COUNTY, SPECIAL DISTRICT TAXES 3,268,640.64	State Equalized Valuation 211,671,131	Reserves for Receivables 293,725.74
RESERVE FOR UNCOLLECTED TAXES 320,708.42	State Equalization Ratio 107.98	Surplus Dec. 31, 1989 544,761.23
EXPENDITURES TOTAL 4,786,297.51		Total 2,263,379.23

Population 1980 13,396
 Population 1990 13,279
 S & P Rating A+
 Moody Rating A

General Tax Rate Per \$100. 4.99
 State Equalized Tax Rate 2.24

HIGHLAND PARK BORO. - MIDDLESEX CO.

Form of Government:

Borough Council

Number of Members on Governing Body - 6

PER CAPITA:

Gross Debt 460.77
 Net Debt 351.10
 Debt Service 43.42
 Total Tax Levy 1,176.01
 Municipal Expenditures 498.19

PER CENT:

Gross Debt 1.01
 Net Debt .77
 Tax Levy Collected 94.40
 Tax Levy Cancelled, Abated or Adjusted .56

EXPENDITURES		REVENUES-REALIZED		1989 PROPERTY TAX		
GENERAL GOVERNMENT		REVENUES-REALIZED		STATE EQUALIZED TAX RATE		
Governing Body & Public Boards	26,506.00	1989 Property Taxes Collected	14,752,396.92	Local District School Taxes	1.19 8,076,130.50	
Municipal Clerk	62,300.00	1989 Payments in Lieu of Taxes		Regional & Consolidated School Tax		
Financial Administration	121,147.00	Delinquent Tax & Lien Collections	315,221.59	School Taxes in Municipal Budget		
Assessment of Taxes	43,335.00	Business Personalty Replacement Taxes	133,207.32	County Taxes	.40 2,720,761.31	
Collection of Taxes	50,120.00	Taxes from Public Utilities	551,124.00	County Library Taxes		
Planning, Housing & Development	54,180.00	Other Miscellaneous Tax Revenues		Local Municipal Purpose Taxes	.64 4,364,343.64	
Human Resources	139,890.00	State Aid Revenues	181,507.93	Veteran & Senior Citizen Taxes		
Elections	139,750.00	Federal Aid Revenues		Total Taxes for Rate Computation	2.23 15,227,685.45	
General Administration (other)	462,012.00	State and Local Fiscal Assistance Act Utilized		Special District Taxes		
JUDICIARY		Sale of Acquired Property		Bank Corp. Taxes		
Municipal Courts	117,910.00	Other Miscellaneous Revenues	993,533.59	Added and Omitted Taxes	454,495.22	
PUBLIC SAFETY		Total	16,926,991.50	Total Taxes Levied - ABSTRACT	15,616,230.67	
Fire Protection	319,770.00	Prior Years Surplus Appropriated	295,000.00	Total Taxes Billed	15,628,106.78	
Police Protection	1,463,563.29	REVENUES TOTAL	17,221,991.50	1989 TAXES COLLECTED	14,752,396.92	
Civil Defense & Disaster Control	3,500.00	Reserve For Uncollected Taxes	684,272.18	1989 Taxes Cancelled, Abated or Adjusted	37,266.49	
Environmental Inspection & Control	90,509.00	CAPITAL OUTLAY TOTAL		Transfer to Tax Title Liens or Foreclosed		
Other Public Safety		Public Enterprises	781.49	Balance Outstanding Dec. 31, 1989	303,455.37	
PUBLIC WORKS		Recreation-Culture		PRIOR YEARS TAXES OUTSTANDING		
Streets and Drainage	90,464.75	Public Works	255,019.79	Balance January 1, 1989	316,381.29	
Sewers and Sewage Processing	42,150.00	Buildings and Grounds	82,735.47	Collected in 1989	299,560.35	
Garbage and Trash Disposal	357,000.00	Library and Education	14,791.28	Cancelled, Abated or Adjusted 1989	11,523.66	
Public Buildings and Grounds	35,610.00	Conservation		Transfers to Tax Title Liens or Foreclosed		
Other Public Works	313,750.00	All Other		Balance December 31, 1989	5,296.53	
HEALTH and WELFARE		CAPITAL DEBT AUTHORIZED, DECEMBER 31, 1989		TAX TITLE LIENS OUTSTANDING		
Health Services Except Environmental	33,195.00	ISSUED AND UNISSUED	GROSS DEBT	NET DEBT		
Welfare-Public Assistance	20,450.00	School	1,365,000		Balance January 1, 1989	
Hospital, Clinics, First Aid		Self-Liquidating	682,500	682,500	15,343.56	
Animal, Insect, & Rodent Control		Other	4,071,017	3,979,762	Transfer From Taxes	
Other Welfare Services		Total	5,118,517	4,662,262	Redeemed in 1989	
RECREATION and CONSERVATION		ISSUED AND OUTSTANDING		Cancelled, Abated or Adjusted (1989)		
Beaches and Boardwalks		School			15,660.74	
Parks, Playgrounds, Shade Trees		Self-Liquidating	235,000.00		Transfers to Foreclosed Property	
Land Reclamation & Conservation	300.00	Other	3,507,000.00		Balance December 31, 1989	
Other Recreational Services	111,435.00	Total	3,792,000.00		182.82	
EDUCATION (excluding schools)		EQUALIZED VALUATION BASIS		PROPERTY ACQUIRED BY DEED OR FORECLOSURE		
Libraries	312,300.00	FOR NET DEBT COMPUTATION	603,601,139	Balance January 1, 1989		
Other Educational Services	4,846.00	REAL PROPERTY VALUATIONS		Transfers From Taxes or Liens		
STATUTORY EXPENDITURES		Code	Class	# of Parcels	% VAL'N	ASSESSED VALUATION
Pensions & F.L.C. A.	486,420.81	1	Vacant Land	197	1.24	3,395,700.00
Employee Fringe Benefits	320,572.00	2	Residential	2791	70.91	212,266,200.00
Other Statutory Expenditures		3	Farm			32,315,300.00
CETA And Other Public Employment Programs	5,252,931.95	4a	Commercial	171	10.63	4,533,700.00
MUNICIPAL FUNCTIONS TOTAL		4b	Industrial	10	1.51	50,154,500.00
CAPITAL IMPROVEMENTS *MEMO*		4c	Apartments	49	16.54	303,235,400.00
DEBT SERVICE		Total		3221		
Principal Payments	330,000.00	Land Area	1.53	Sq. Miles		
Interest Payments	246,605.58	Net Valuation Taxable-Municipal				304,030,392
DEFERRED CHARGES		Net Valuation Taxable-County				731,376,505
SCHOOL, COUNTY, SPECIAL DISTRICT TAXES	10,795,371.91	State Equalized Valuation				675,751,291
RESERVE FOR UNCOLLECTED TAXES	684,272.18	State Equalization Ratio				44.93
EXPENDITURES TOTAL	17,412,410.03			CURRENT FINANCES DECEMBER 31, 1989		
				ASSETS		
				Cash Dec. 31, 1989	1,525,023.61	
				Taxes Receivable	813,751.45	
				Tax Title Liens	132.82	
				Foreclosed Property	58,356.20	
				Emergencies & Other Deferred Charges	172,338.86	
				State and Federal Aid Receivable	15,542.77	
				Other Receivables	600,984.35	
				Total	3,194,230.56	
				LIABILITIES, RESERVES, AND SURPLUS		
				Cash Liabilities	1,030,941.11	
				Reserves for Receivables	1,422,808.91	
				Surplus Dec. 31, 1989	734,480.54	
				Total	3,194,230.56	

Population 1980 5,187
 Population 1990 4,849
 S & P Rating
 Moody Rating BAA1

General Tax Rate Per \$100. 4.27
 State Equalized Tax Rate 2.01

HIGHLANDS BOROUGH - MONMOUTH CO.

Form of Government:

Small Municipality Plan C (OMCL 50)

Number of Members on Governing Body - 5

PER CAPITA:

Gross Debt 1,206.94
 Net Debt 532.95
 Debt Service 53.64
 Total Tax Levy 1,289.64
 Municipal Expenditures 703.19

PER CENT:

Gross Debt 2.19
 Net Debt .96
 Tax Levy Collected 87.24
 Tax Levy Cancelled, Abated or Adjusted

EXPENDITURES		REVENUES-REALIZED		1989 PROPERTY TAX	
GENERAL GOVERNMENT		1989 Property Taxes Collected		STATE EQUALIZED TAX RATE	
Governing Body & Public Boards		5,455,706.36		Local District School Taxes	.39
Municipal Clerk				Regional & Consolidated School Tax	.52
Financial Administration	55,066.78			School Taxes in Municipal Budget	
Assessment of Taxes	50,500.00	436,066.96		County Taxes	.40
Collection of Taxes	55,500.00	27,388.64		County Library Taxes	.01
Planning, Housing & Development	43,100.00	186,346.00		Local Municipal Purpose Taxes	.70
Human Resources	30,333.22			Veteran & Senior Citizen Taxes	
Elections	392.00	116,417.13		Total Taxes for Rate Computation	2.02
General Administration (other)	327,231.31			Special District Taxes	
JUDICIARY				Bank Corp. Taxes	
Municipal Courts	50,235.67			Added and Omitted Taxes	
PUBLIC SAFETY				Total Taxes Levied - ABSTRACT	
Fire Protection	33,825.00	208,434.53		Total Taxes Billed	
Police Protection	586,927.00	6,430,409.62		1989 TAXES COLLECTED	5,455,706.36
Civil Defense & Disaster Control	1,000.00	300,000.00		1989 Taxes Cancelled, Abated or Adjusted	
Environmental Inspection & Control	73,540.00	6,730,409.62		Transfer to Tax Title Liens or Foreclosed	
Other Public Safety		600,454.93		Balance Outstanding Dec. 31, 1989	797,763.35
PUBLIC WORKS				PRIOR YEARS TAXES OUTSTANDING	
Streets and Drainage	139,678.00	1,512,264.34		Balance January 1, 1989	672,314.88
Sewers and Sewage Processing		569,105.75		Collected in 1989	433,951.63
Garbage and Trash Disposal	187,200.00	379,094.14		Cancelled, Abated or Adjusted 1989	
Public Buildings and Grounds	49,900.00	553,069.95		Transfers to Tax Title Liens or Foreclosed	
Other Public Works		10,995.00		Balance December 31, 1989	238,363.25
HEALTH and WELFARE				TAX TITLE LIENS OUTSTANDING	
Health Services Except Environmental	43,851.22			Balance January 1, 1989	50,528.71
Welfare-Public Assistance	3,850.00			Transfer From Taxes	
Hospital, Clinics, First Aid				Redeemed in 1989	2,115.33
Animal, Insect, & Rodent Control				Cancelled, Abated or Adjusted (1989)	
Other Welfare Services				Transfers to Foreclosed Property	
RECREATION and CONSERVATION				Balance December 31, 1989	48,413.38
Beaches and Boardwalks	3,539.00			PROPERTY ACQUIRED BY DEED OR FORECLOSURE	
Parks, Playgrounds, Shade Trees	18,300.00			Balance January 1, 1989	28,105.00
Land Reclamation & Conservation	281,000.00			Transfers From Taxes or Liens	
Other Recreational Services	45,500.00			Sole for Cash (1989)	
EDUCATION (excluding schools)				Cancelled, Abated or Adjusted (1989)	
Libraries	4,950.00			Balance December 31, 1989	28,105.00
Other Educational Services				CURRENT FINANCES DECEMBER 31, 1989	
STATUTORY EXPENDITURES				ASSETS	
Pensions & F. I. C. A.	147,344.61			Cash Dec. 31, 1989	527,348.56
Employee Fringe Benefits	165,500.00			Taxes Receivable	1,036,126.60
Other Statutory Expenditures	100.00			Tax Title Liens	48,413.38
CETA And Other Public Employment Programs				Foreclosed Property	28,105.00
MUNICIPAL FUNCTIONS				Emergencies & Other Deferred Charges	173,179.88
CAPITAL IMPROVEMENTS				State and Federal Aid Receivable	
DEBT SERVICE				Other Receivables	
Principal Payments	145,000.00			Total	20,807.66
Interest Payments	115,096.75			LIABILITIES, RESERVES, AND SURPLUS	
DEFERRED CHARGES				Cash Liabilities	506,129.91
SCHOOL, COUNTY, SPECIAL DISTRICT TAXES	4,032,443.20			Reserves for Receivables	1,133,452.64
RESERVE FOR UNCOLLECTED TAXES	600,454.93			Surplus Dec. 31, 1989	194,398.53
EXPENDITURES				Total	1,833,981.08
TOTAL	7,442,193.08				

REVENUES-REALIZED		CAPITAL OUTLAY		CAPITAL DEBT AUTHORIZED, DECEMBER 31, 1989				
1989 Property Taxes Collected	5,455,706.36	Public Enterprises	569,105.75	ISSUED AND UNISSUED	GROSS DEBT			
1989 Payments in Lieu of Taxes		Recreation-Culture		School	6,000			
Delinquent Tax & Lien Collections	436,066.96	Public Works	379,094.14	Self-Liquidating	3,024,700			
Business Personalty Replacement Taxes	27,388.64	Buildings and Grounds	553,069.95	Other	2,821,775			
Taxes from Public Utilities	186,346.00	Library and Education		Total	5,852,475			
Other Miscellaneous Tax Revenues		Conservation						
State Aid Revenues	116,417.13	All Other	10,995.00	ISSUED AND OUTSTANDING	NET DEBT			
Federal Aid Revenues				School	6,000.00			
State and Local Fiscal Assistance Act Utilized				Self-Liquidating	2,192,299.98			
Sale of Acquired Property				Other	2,727,500.00			
Other Miscellaneous Revenues	208,434.53			Total	4,925,799.98			
Total	6,430,409.62			EQUALIZED VALUATION BASIS				
Prior Years Surplus Appropriated	300,000.00			FOR NET DEBT COMPUTATION	267,821,619			
RESERVE FOR UNCOLLECTED TAXES	600,454.93			REAL PROPERTY VALUATIONS				
Total	6,730,409.62			Code	Class	# of Parcels	% VALN	ASSESSED VALUATION
				1	Vacant Land	111	2.06	2,975,000.00
				2	Residential	2042	83.36	120,616,600.00
				3	Form			
				4a	Commercial	129	12.09	17,498,800.00
				4b	Industrial			
				4c	Apartments	18	2.49	3,602,400.00
				Total		2300		144,692,800.00
				Land Area	= 64 Sq. Miles			
				Net Valuation Taxable-Municipal				144,930,215
				Net Valuation Taxable-County				239,174,257
				State Equalized Valuation				306,984,924
				State Equalization Ratio				47.17

1989 PROPERTY TAX		CURRENT FINANCES DECEMBER 31, 1989	
STATE EQUALIZED TAX RATE		ASSETS	
Local District School Taxes	.39	Cash Dec. 31, 1989	527,348.56
Regional & Consolidated School Tax	.52	Taxes Receivable	1,036,126.60
School Taxes in Municipal Budget		Tax Title Liens	48,413.38
County Taxes	.40	Foreclosed Property	28,105.00
County Library Taxes	.01	Emergencies & Other Deferred Charges	173,179.88
Local Municipal Purpose Taxes	.70	State and Federal Aid Receivable	
Veteran & Senior Citizen Taxes		Other Receivables	
Total Taxes for Rate Computation	2.02	Total	20,807.66
Special District Taxes		LIABILITIES, RESERVES, AND SURPLUS	
Bank Corp. Taxes		Cash Liabilities	506,129.91
Added and Omitted Taxes		Reserves for Receivables	1,133,452.64
Total Taxes Levied - ABSTRACT		Surplus Dec. 31, 1989	194,398.53
Total Taxes Billed		Total	1,833,981.08
1989 TAXES COLLECTED	5,455,706.36		
1989 Taxes Cancelled, Abated or Adjusted			
Transfer to Tax Title Liens or Foreclosed			
Balance Outstanding Dec. 31, 1989	797,763.35		
PRIOR YEARS TAXES OUTSTANDING			
Balance January 1, 1989	672,314.88		
Collected in 1989	433,951.63		
Cancelled, Abated or Adjusted 1989			
Transfers to Tax Title Liens or Foreclosed			
Balance December 31, 1989	238,363.25		
TAX TITLE LIENS OUTSTANDING			
Balance January 1, 1989	50,528.71		
Transfer From Taxes			
Redeemed in 1989	2,115.33		
Cancelled, Abated or Adjusted (1989)			
Transfers to Foreclosed Property			
Balance December 31, 1989	48,413.38		
PROPERTY ACQUIRED BY DEED OR FORECLOSURE			
Balance January 1, 1989	28,105.00		
Transfers From Taxes or Liens			
Sole for Cash (1989)			
Cancelled, Abated or Adjusted (1989)			
Balance December 31, 1989	28,105.00		

1104

Population 1980 4,581
 Population 1990 5,126
 S & P Rating
 Moody Rating A

General Tax Rate Per \$100. 11.42
 State Equalized Tax Rate 2.33

HIGHTSTOWN BOROUGH - MERCER CO.

Form of Government:

Borough Council

Number of Members on Governing Body - 6

PER CAPITA:

Gross Debt 1,711.63
 Net Debt 760.69
 Debt Service 79.53
 Total Tax Levy 1,149.16
 Municipal Expenditures 530.20

PER CENT:

Gross Debt 4.17
 Net Debt 1.85
 Tax Levy Collected 94.68
 Tax Levy Cancelled, Abated or Adjusted 2.6

EXPENDITURES		REVENUES-REALIZED		1989 PROPERTY TAX		
GENERAL GOVERNMENT		REVENUES-REALIZED		STATE EQUALIZED TAX RATE		
Governing Body & Public Boards		1989 Property Taxes Collected	5,531,190.28	Local District Schaal Taxes		
Municipal Clerk		1989 Payments in Lieu of Taxes		Regional & Consolidated Schaal Tax	1.15	
Financial Administration	47,945.00	Delinquent Tax & Lien Collections	231,802.65	Schaal Taxes in Municipal Budget		
Assessment of Taxes	14,012.93	Business Personalty Replacement Taxes	86,806.48	County Taxes	.46	
Collection of Taxes	17,750.00	Taxes from Public Utilities	281,425.00	County Library Taxes	.04	
Planning, Housing & Development	5,345.00	Other Miscellaneous Tax Revenues		Local Municipal Purpose Taxes	.68	
Human Resources	35,352.84	State Aid Revenues	78,943.20	Veteran & Senior Citizen Taxes		
Elections	1,900.00	Federal Aid Revenues		Total Taxes for Rate Computation	2.33	
General Administration (other)	232,557.21	State and Local Fiscal Assistance Act Utilized		Special District Taxes		
JUDICIARY		Sale of Acquired Property		Bank Corp. Taxes		
Municipal Courts	45,443.00	Other Miscellaneous Revenues	279,441.03	Added and Omitted Taxes	19,267.49	
PUBLIC SAFETY		Total	5,538,609.64	Total Taxes Levied - ABSTRACT	5,890,572.63	
Fire Protection	41,005.24	Prior Years Surplus Appropriated	127,000.00	Total Taxes Billed	5,894,849.15	
Police Protection	631,221.00	REVENUES TOTAL	5,665,609.64	1989 TAXES COLLECTED		
Civil Defense & Disaster Control	1,550.00	Reserve For Uncollected Taxes	276,000.00	1989 Taxes Cancelled, Abated or Adjusted	15,120.08	
Environmental Inspection & Control	42,223.00	CAPITAL OUTLAY TOTAL		Transfer to Tax Title Liens or Foreclosed	2,352.38	
Other Public Safety			1,119,640.33	Balance Outstanding Dec. 31, 1989	296,196.41	
PUBLIC WORKS		Public Enterprises	306,737.90	PRIOR YEARS TAXES OUTSTANDING		
Streets and Drainage	130,277.30	Recreation—Culture		Balance January 1, 1989	233,062.38	
Sewers and Sewage Processing		Public Works	277,472.87	Collected in 1989	231,572.27	
Garbage and Trash Disposal	425,214.00	Buildings and Grounds	475,430.06	Cancelled, Abated or Adjusted 1989		
Public Buildings and Grounds	60,521.54	Library and Education		Transfers to Tax Title Liens or Foreclosed		
Other Public Works		Conservation		Balance December 31, 1989	1,490.11	
HEALTH and WELFARE		All Other		TAX TITLE LIENS OUTSTANDING		
Health Services Except Environmental	56,693.75	CAPITAL DEBT AUTHORIZED, DECEMBER 31, 1989		Balance January 1, 1989	45,838.71	
Welfare—Public Assistance	6,398.00	ISSUED AND UNISSUED	GROSS DEBT	NET DEBT		
Hospital, Clinics, First Aid		School	1,001,325			
Animal, Insect, & Rodent Control	6,000.00	Self-Liquidating	5,274,900	1,433,437		
Other Welfare Services	500.00	Other	2,497,670	2,465,870		
RECREATION and CONSERVATION		Total	8,773,795	3,899,307		
Beaches and Boardwalks		ISSUED AND OUTSTANDING				
Parks, Playgrounds, Shade Trees	9,406.44	School	1,001,325.79			
Land Reclamation & Conservation	650.00	Self-Liquidating	1,933,500.00			
Other Recreational Services	13,443.56	Other	2,296,170.00			
EDUCATION (excluding schools)		Total	5,230,995.79	CURRENT FINANCES DECEMBER 31, 1989		
Libraries		EQUALIZED VALUATION BASIS FOR NET DEBT COMPUTATION		ASSETS		
Other Educational Services		REAL PROPERTY VALUATIONS		Cash Dec. 31, 1989	534,263.26	
STATUTORY EXPENDITURES		Code	Class	# of Parcels	% VAL'N	ASSESSED VALUATION
Pensions & F. L. C. A.	121,830.00	1	Vacant Land	93	1.01	500,800.00
Employee Fringe Benefits	84,540.00	2	Residential	1347	71.79	35,641,900.00
Other Statutory Expenditures		3	Farm	6	.03	36,400.00
CETA And Other Public Employment Programs		4a	Commercial	103	17.01	8,445,800.00
MUNICIPAL FUNCTIONS TOTAL		4b	Industrial	10	3.12	1,548,900.00
* MEMO *		4c	Apartments	7	7.00	3,474,800.00
CAPITAL IMPROVEMENTS		Total		1566		49,648,600.00
DEBT SERVICE		Land Area		1.23	Sq. Miles	
Principal Payments	256,539.47	Net Valuation Taxable-Municipal				51,449,927
Interest Payments	151,136.61	Net Valuation Taxable-County				217,316,707
DEFERRED CHARGES		State Equalized Valuation				245,296,177
SCHOOL, COUNTY, SPECIAL DISTRICT TAXES	2,350.79	State Equalization Ratio				20.39
RESERVE FOR UNCOLLECTED TAXES	4,156,694.10					
EXPENDITURES TOTAL	6,874,516.81					
				LIABILITIES, RESERVES, AND SURPLUS		
				Cash Liabilities	235,759.23	
				Reserves for Receivables	367,796.61	
				Surplus Dec. 31, 1989	306,531.45	
				Total	910,087.29	

Population 1980 19,061
 Population 1990 28,303
 S & P Rating
 Moody Rating A1

General Tax Rate Per \$100. 3.00
 State Equalized Tax Rate 1.61

Form of Government:

Town Council

Number of Members on Governing Body - 5

Gross Debt 740.17
 Net Debt 323.34
 Debt Service 41.62
 Total Tax Levy 1,078.89
 Municipal Expenditures 320.11

Gross Debt 1.30
 Net Debt .57
 Tax Levy Collected 96.85
 Tax Levy Cancelled, Abated or Adjusted .06

EXPENDITURES		REVENUES-REALIZED		1989 PROPERTY TAX			
GENERAL GOVERNMENT		REVENUES-REALIZED		STATE EQUALIZED TAX RATE			
Governing Body & Public Boards		1989 Property Taxes Collected	30,170,882.33	Local District School Taxes	1.01		
Municipal Clerk		1989 Payments in Lieu of Taxes		Regional & Consolidated School Tax			
Financial Administration	90,163.17	Delinquent Tax & Lien Collections	1,284,151.72	School Taxes in Municipal Budget			
Assessment of Taxes	115,436.00	Business Personalty Replacement Taxes	202,535.90	County Taxes	.39		
Collection of Taxes	147,779.99	Taxes from Public Utilities	2,109,749.00	County Library Taxes	.03		
Planning, Housing & Development	374,300.60	Other Miscellaneous Tax Revenues		Local Municipal Purpose Taxes	.19		
Human Resources	83,040.00	State Aid Revenues	133,037.36	Veteran & Senior Citizen Taxes			
Elections	6,276.00	Federal Aid Revenues		Total Taxes for Rate Computation	1.62		
General Administration (other)	932,053.42	Stote and Local Fiscal Assistance Act Utilized		Special District Taxes			
JUDICIARY		Sole of Acquired Property		Bank Corp. Taxes			
Municipal Courts	80,527.94	Other Miscellaneous Revenues	2,105,320.85	Added and Omitted Taxes			
PUBLIC SAFETY		Total	36,005,677.06	Total Taxes Levied - ABSTRACT			
Fire Protection	255,258.00	Prior Years Surplus Appropriated	2,854,000.00	Total Taxes Billed			
Police Protection	1,752,025.19	REVENUES TOTAL	38,859,677.06	1989 TAXES COLLECTED			
Civil Defense & Disaster Control	27,169.39	Reserve For Uncollected Taxes	917,000.00	1989 Taxes Cancelled, Abated or Adjusted			
Environmental Inspection & Control	337,653.62	CAPITAL OUTLAY TOTAL	5,463,569.09	Transfer to Tax Title Liens or Foreclosed			
Other Public Safety		Public Enterprises		Balance Outstanding Dec. 31, 1989			
PUBLIC WORKS		Recreation—Culture	255,370.69	PRIOR YEARS TAXES OUTSTANDING			
Streets and Drainage	1,192,173.07	Public Works	616,110.33	Balance January 1, 1989			
Sewers and Sewage Processing	202,730.35	Buildings and Grounds	4,592,088.07	Collected in 1989			
Garbage and Trash Disposal	6,000.00	Library and Education		Cancelled, Abated or Adjusted 1989			
Public Buildings and Grounds	36,000.00	Conservation		Transfers to Tax Title Liens or Foreclosed			
Other Public Works	44,118.95	All Other		Balance December 31, 1989			
HEALTH and WELFARE		CAPITAL DEBT AUTHORIZED, DECEMBER 31, 1989		TAX TITLE LIENS OUTSTANDING			
Health Services Except Environmental	191,599.00	ISSUED AND UNISSUED		Balance January 1, 1989			
Welfare-Public Assistance	29,216.00	School	12,008,000.00	Transfer From Taxes			
Hospital, Clinics, First Aid		Self-Liquidating		Redeemed in 1989			
Animal, Insect, & Rodent Control		Other	9,314,900.00	Cancelled, Abated or Adjusted (1989)			
Other Welfare Services		Total	21,322,900.00	Transfers to Foreclosed Property			
RECREATION and CONSERVATION		ISSUED AND OUTSTANDING		Balance December 31, 1989			
Beaches and Boardwalks		School	12,008,000.00	PROPERTY ACQUIRED BY DEED OR FORECLOSURE			
Parks, Playgrounds, Shade Trees		Self-Liquidating		Balance January 1, 1989			
Land Reclamation & Conservation	1,600.00	Other	5,839,000.00	Transfers From Taxes or Liens			
Other Recreational Services	103,953.31	Total	17,847,000.00	Sale for Cash (1989)			
EDUCATION (excluding schools)		EQUALIZED VALUATION BASIS		Cancelled, Abated or Adjusted (1989)			
Libraries	39,725.00	FOR NET DEBT COMPUTATION		Balance December 31, 1989			
Other Educational Services	500.00	REAL PROPERTY VALUATIONS		CURRENT FINANCES DECEMBER 31, 1989			
STATUTORY EXPENDITURES		Code	Class	# of Parcels	% VAL'N	ASSETS	
Pensions & F. L. C. A.	625,462.00	1	Vocont Land	1137	3.46	Cash Dec. 31, 1989	4,060,553.41
Employee Fringe Benefits	335,069.19	2	Residential	9003	80.21	Taxes Receivable	1,028,121.43
Other Statutory Expenditures	20,000.00	3	Farm	612	3.04	Tax Title Liens	60,831.90
CETA And Other Public Employment Programs		4a	Commercial	251	7.39	Foreclosed Property	120,925.00
MUNICIPAL FUNCTIONS TOTAL	7,079,890.19	4b	Industrial	112	4.15	Emergencies & Other Deferred Charges	10,468.51
CAPITAL IMPROVEMENTS *MEMO*	2,025,000.00	4c	Apartments	5	1.75	State and Federal Aid Receivable	15,959.68
DEBT SERVICE		Total		11120		Other Receivables	152,837.74
Principal Payments	875,000.00	Land Area	54.80	Sq. Miles		Total	5,449,697.67
Interest Payments	324,128.00	Net Valuation Taxable-Municipal				LIABILITIES, RESERVES, AND SURPLUS	
DEFERRED CHARGES	25,569.06	Net Valuation Taxable-County				Cash Liabilities	921,216.27
SCHOOL, COUNTY, SPECIAL DISTRICT TAXES	27,161,431.35	State Equalized Valuation				Reserves for Receivables	1,362,716.07
RESERVE FOR UNCOLLECTED TAXES	917,000.00	State Equalization Ratio				Surplus Dec. 31, 1989	3,165,767.33
EXPENDITURES TOTAL	36,383,018.60					Total	5,449,697.67

0227

Population 1980 10,495
 Population 1990 9,750
 S & P Rating A+
 Moody Rating A1

General Tax Rate Per \$100. 2.44
 State Equalized Tax Rate 1.70

HILLSDALE BOROUGH - BERGEN COUNTY

Form of Government:

Borough Council

Number of Members on Governing Body - 6

PER CAPITA:

Gross Debt 289.65 Gross Debt .35
 Net Debt 211.65 Net Debt .26
 Debt Service 35.63 Tax Levy Collected 97.98
 Total Tax Levy 1,568.01 Tax Levy Cancelled, Abated
 Municipal Expenditures 657.56 or Adjusted .16

EXPENDITURES		REVENUES-REALIZED		1989 PROPERTY TAX	
GENERAL GOVERNMENT				STATE EQUALIZED TAX RATE	
Governing Body & Public Boards		1989 Property Taxes Collected	15,023,774.88	Local District School Taxes	.60 5,425,523.00
Municipal Clerk		1989 Payments in Lieu of Taxes		Regional & Consolidated School Tax	.38 3,416,505.02
Financial Administration	47,629.00	Delinquent Tax & Lien Collections	187,816.86	School Taxes in Municipal Budget	
Assessment of Taxes		Business Personalty Replacement Taxes	83,860.52	County Taxes	.22 1,984,810.08
Collection of Taxes	57,237.00	Taxes from Public Utilities	1,027,615.77	County Library Taxes	
Planning, Housing & Development	40,445.20	Other Miscellaneous Tax Revenues	30,292.00	Local Municipal Purpose Taxes	.49 4,429,368.78
Human Resources	53,675.94	State Aid Revenues	125,696.20	Veteran & Senior Citizen Taxes	
Elections	3,510.00	Federal Aid Revenues		Total Taxes for Rate Computation	1.69 15,360,706.88
General Administration (other)	582,916.00	State and Local Fiscal Assistance Act Utilized		Special District Taxes	
JUDICIARY		Sale of Acquired Property		Bank Corp. Taxes	
Municipal Courts	34,498.12	Other Miscellaneous Revenues	489,931.45	Added and Omitted Taxes	31,394.78
PUBLIC SAFETY				Total Taxes Levied - ABSTRACT	15,283,101.66
Fire Protection	289,991.25			Total Taxes Billed	15,333,582.56
Police Protection	1,162,294.74	Prior Years Surplus Appropriated	270,000.00	1989 TAXES COLLECTED	15,023,774.88
Civil Defense & Disaster Control	6,345.00	REVENUES TOTAL	17,239,987.66	1989 Taxes Cancelled, Abated or Adjusted	25,233.41
Environmental Inspection & Control	65,728.00	Reserve For Uncollected Taxes	250,563.00	Transfer to Tax Title Liens or Foreclosed	12,910.04
Other Public Safety		CAPITAL OUTLAY TOTAL	170,811.51	Balance Outstanding Dec. 31, 1989	271,664.23
PUBLIC WORKS				PRIOR YEARS TAXES OUTSTANDING	
Streets and Drainage	854,531.90	Public Enterprises	2,899.00	Balance January 1, 1989	190,013.63
Sewers and Sewage Processing	441,537.59	Recreation-Culture		Collected in 1989	187,316.36
Garbage and Trash Disposal	943,736.40	Public Works	154,531.30	Cancelled, Abated or Adjusted 1989	
Public Buildings and Grounds	98,479.95	Buildings and Grounds	929.41	Transfers to Tax Title Liens or Foreclosed	0,414.44
Other Public Works		Library and Education	12,452.80	Balance December 31, 1989	1,782.33
HEALTH and WELFARE		Conservation		TAX TITLE LIENS OUTSTANDING	
Health Services Except Environmental	38,733.00	All Other		Balance January 1, 1989	5,623.00
Welfare-Public Assistance	3,310.00			Transfer From Taxes	20,368.75
Hospital, Clinics, First Aid	3,215.73	CAPITAL DEBT AUTHORIZED, DECEMBER 31, 1989		Redeemed in 1989	
Animal, Insect, & Rodent Control		ISSUED AND UNISSUED		Cancelled, Abated or Adjusted (1989)	
Other Welfare Services		Schaal	346,630	Transfers to Foreclosed Property	
RECREATION and CONSERVATION		Self-Liquidating	303,000	Balance December 31, 1989	25,992.35
Beaches and Boardwalks		Other	1,674,500	PROPERTY ACQUIRED BY DEED OR FORECLOSURE	
Parks, Playgrounds, Shade Trees	126,138.00	Total	2,324,130	Balance January 1, 1989	13,630.00
Land Reclamation & Conservation	17,390.10	ISSUED AND OUTSTANDING		Transfers From Taxes or Liens	
Other Recreational Services	45,531.00	Schaal	346,630.24	Sale for Cash (1989)	
EDUCATION (excluding schools)		Self-Liquidating	303,000.00	Cancelled, Abated or Adjusted (1989)	
Libraries	224,525.00	Other	1,651,000.00	Balance December 31, 1989	13,630.00
Other Educational Services		Total	2,300,630.24	CURRENT FINANCES DECEMBER 31, 1989	
STATUTORY EXPENDITURES		EQUALIZED VALUATION BASIS		ASSETS	
Pensions & F. I. C. A.	332,963.40	FOR NET DEBT COMPUTATION	799,14,535	Cash Dec. 31, 1989	2,374,802.94
Employee Fringe Benefits	229,444.00	REAL PROPERTY VALUATIONS		Taxes Receivable	273,445.56
Other Statutory Expenditures		Code Class # of Parcels % VAL'N ASSESSED VALUATION		Tax Title Liens	25,992.35
CETA And Other Public Employment Programs		1 Vacant Land 97 .91 5,593,200.00		Foreclosed Property	13,630.00
MUNICIPAL FUNCTIONS		2 Residential 3179 91.82 5,669,859,910.00		Emergencies & Other Deferred Charges	55,695.57
CAPITAL IMPROVEMENTS		3 Farm 5 .06 347,100.00		State and Federal Aid Receivable	
DEBT SERVICE		4a Commercial 97 6.19 39,246,200.00		Other Receivables	36,136.37
Principal Payments	253,000.00	4b Industrial 12 .94 5,311,200.00		Total	3,289,703.79
Interest Payments	89,423.97	4c Apartments 1 .03 518,000.00		LIABILITIES, RESERVES, AND SURPLUS	
		Total 3391 617,501,510.00		Cash Liabilities	2,494,543.93
DEFERRED CHARGES		Land Area 2.90 Sq. Miles		Reserves for Receivables	349,204.78
SCHOOL, COUNTY, SPECIAL DISTRICT TAXES	10,326,839.10	Net Valuation Taxable-Municipal	627,135,343	Surplus Dec. 31, 1989	463,955.08
RESERVE FOR UNCOLLECTED TAXES	267,563.00	Net Valuation Taxable-County	37,941,341	Total	3,299,703.79
EXPENDITURES TOTAL	17,239,994.92	State Equalized Valuation	397,362,333		
		State Equalization Ratio	69.56		

2007

HILLSDALE TOWNSHIP - UNION COUNTY

PER CAPITA:

PER CENT:

Population 1980 21,440
 Population 1990 21,044
 S & P Rating
 Moody Rating AAA

General Tax Rate Per \$100. 7.92
 State Equalized Tax Rate 2.53

Form of Government:
 Township Committee

Number of Members on Governing Body - 5

Gross Debt 320.97
 Net Debt 306.82
 Debt Service 24.62
 Total Tax Levy 1,198.37
 Municipal Expenditures 834.64

Gross Debt .76
 Net Debt .73
 Tax Levy Collected 95.43
 Tax Levy Cancelled, Abated or Adjusted .29

EXPENDITURES		REVENUES-REALIZED		1989 PROPERTY TAX	
GENERAL GOVERNMENT				STATE EQUALIZED TAX RATE $\frac{2.53}{100}$	
Governing Body & Public Boards	700.00	1989 Property Taxes Collected	24,065,701.58	Local District School Taxes	94 9,313,705.00
Municipal Clerk		1989 Payments in Lieu of Taxes		Regional & Consolidated School Tax	
Financial Administration	152,050.00	Delinquent Tax & Lien Collections	595,226.51	School Taxes in Municipal Budget	
Assessment of Taxes	57,355.00	Business Personalty Replacement Taxes	974,390.28	County Taxes	.38 3,803,121.47
Collection of Taxes	75,391.00	Taxes from Public Utilities	1,568,447.00	County Library Taxes	
Planning, Housing & Development	3,840.00	Other Miscellaneous Tax Revenues	13,997.02	Local Municipal Purpose Taxes	1.20 11,905,912.50
Human Resources	390,163.49	State Aid Revenues	1,201,368.90	Veteran & Senior Citizen Taxes	179,900.00
Elections		Federal Aid Revenues		Total Taxes for Rate Computation	2.52 25,202,638.97
General Administration (other)	1,598,820.00	State and Local Fiscal Assistance Act Utilized		Special District Taxes	
JUDICIARY		Sale of Acquired Property		Bank Corp. Taxes	
Municipal Courts	107,850.00	Other Miscellaneous Revenues	1,173,538.25	Added and Omitted Taxes	195,781.86
PUBLIC SAFETY		Total	29,592,669.54	Total Taxes Levied - ABSTRACT	25,218,520.83
Fire Protection	2,307,194.55	Prior Years Surplus Appropriated	323,000.00	Total Taxes Billed	25,218,520.83
Police Protection	3,341,276.40	REVENUES TOTAL	29,915,669.54	1989 TAXES COLLECTED	24,065,701.58
Civil Defense & Disaster Control	11,300.00	Reserve For Uncollected Taxes	842,000.00	1989 Taxes Cancelled, Abated or Adjusted	72,945.55
Environmental Inspection & Control	35,922.00	CAPITAL OUTLAY TOTAL	1,297,152.92	Transfer to Tax Title Liens or Foreclosed	183,536.84
Other Public Safety		Public Enterprises	726.71	Balance Outstanding Dec. 31, 1989	896,336.86
PUBLIC WORKS		Recreation-Culture		PRIOR YEARS TAXES OUTSTANDING	
Streets and Drainage	759,822.00	Public Works	1,040,338.94	Balance January 1, 1989	624,054.24
Sewers and Sewage Processing	703,008.00	Buildings and Grounds	256,087.27	Collected in 1989	573,091.07
Garbage and Trash Disposal	2,697,900.00	Library and Education		Cancelled, Abated or Adjusted 1989	
Public Buildings and Grounds	338,800.00	Conservation		Transfers to Tax Title Liens or Foreclosed	50,963.17
Other Public Works	52,933.50	All Other		Balance December 31, 1989	
HEALTH and WELFARE		CAPITAL DEBT AUTHORIZED, DECEMBER 31, 1989		TAX TITLE LIENS OUTSTANDING	
Health Services Except Environmental	110,743.00	ISSUED AND UNISSUED		Balance January 1, 1989	241,352.82
Welfare-Public Assistance	70,300.00	School	149,000	Transfer From Taxes	245,836.01
Hospital, Clinics, First Aid		Self-Liquidating	342,500	Redeemed in 1989	22,135.44
Animal, Insect, & Radent Control	14,500.00	Other	6,263,000	Cancelled, Abated or Adjusted (1989)	
Other Welfare Services		Total	6,754,500	Transfers to Foreclosed Property	
RECREATION and CONSERVATION		ISSUED AND OUTSTANDING		Balance December 31, 1989	465,053.39
Beaches and Boardwalks		School	149,000.00	PROPERTY ACQUIRED BY DEED OR FORECLOSURE	
Parks, Playgrounds, Shade Trees		Self-Liquidating	70,000.00	Balance January 1, 1989	36,500.00
Land Reclamation & Conservation		Other	4,934,800.00	Transfers From Taxes or Liens	
Other Recreational Services	190,700.00	Total	5,153,800.00	Sale for Cash (1989)	
EDUCATION (excluding schools)		EQUALIZED VALUATION BASIS FOR NET DEBT COMPUTATION	584,282,503	Cancelled, Abated or Adjusted (1989)	
Libraries	355,552.00	REAL PROPERTY VALUATIONS		Balance December 31, 1989	36,500.00
Other Educational Services		Code Class # of Parcels % VAL'N ASSESSED VALUATION		CURRENT FINANCES DECEMBER 31, 1989	
STATUTORY EXPENDITURES		1 Vacant Land 239 .36 2,708,900.00		ASSETS	
Pensions & F. L. C. A.	1,414,142.00	2 Residential 5532 55.37 206,337,700.00		Cash Dec. 31, 1989	5,829,960.08
Employee Fringe Benefits	1,145,100.00	3 Farm 26,641,700.00		Taxes Receivable	896,336.86
Other Statutory Expenditures		4a Commercial 178 24.15 75,251,700.00		Tax Title Liens	465,053.39
CETA And Other Public Employment Programs	15,947,852.94	4b Industrial 18 1.18 3,728,300.00		Foreclosed Property	36,500.00
MUNICIPAL FUNCTIONS TOTAL	15,947,852.94	4c Apartments 6240 315,718,300.00		Emergencies & Other Deferred Charges	238,159.92
CAPITAL IMPROVEMENTS *%E*%*	110,000.00	Total Land Area 2.70 Sq. Miles		State and Federal Aid Receivable	81,325.14
DEBT SERVICE		Net Valuation Taxable-Municipal	316,327,832	Other Receivables	335,157.60
Principal Payments	300,000.00	Net Valuation Taxable-County	948,614,900	Total	7,882,492.99
Interest Payments	218,054.76	State Equalized Valuation	939,082,607	LIABILITIES, RESERVES, AND SURPLUS	
DEFERRED CHARGES	263,178.77	State Equalization Ratio	31.94	Cash Liabilities	5,733,152.66
SCHOOL, COUNTY, SPECIAL DISTRICT TAXES	13,116,326.47			Reserves for Receivables	1,733,047.85
RESERVE FOR UNCOLLECTED TAXES	842,000.00			Surplus Dec. 31, 1989	416,292.48
EXPENDITURES TOTAL	30,630,922.94			Total	7,882,492.99

0905
 Population 1980 42,463
 Population 1990 33,397
 S & P Rating
 Moody Rating BAA

General Tax Rate Per \$100. 1.75
 State Equalized Tax Rate 1.95

HOBOKEN CITY - HUDSON COUNTY
 Form of Government:
 Mayor-Council Plan D (OMCL 50)
 Number of Members on Governing Body - 9

PER CAPITA: PER CENT:
 Gross Debt 1,514.25 Gross Debt 3.57
 Net Debt 269.16 Net Debt .63
 Debt Service 34.69 Tax Levy Collected 86.56
 Total Tax Levy 923.05 Tax Levy Cancelled, Abated
 Municipal Expenditures 1,125.33 or Adjusted

EXPENDITURES		REVENUES-REALIZED		1989 PROPERTY TAX	
GENERAL GOVERNMENT		REVENUES-REALIZED		STATE EQUALIZED TAX RATE	
Governing Body & Public Boards	303,221.00	1989 Property Taxes Collected	27,305,907.67	Local District School Taxes	1.00 15,605,252.50
Municipal Clerk	150,226.00	1989 Payments in Lieu of Taxes	2,454,059.68	Regional & Consolidated School Tax	
Financial Administration	257,479.00	Delinquent Tax & Lien Collections	2,849,272.28	School Taxes in Municipal Budget	.03 434,173.00
Assessment of Taxes	137,545.00	Business Personalty Replacement Taxes	1,963,237.46	County Taxes	.63 * 9,841,235.64
Collection of Taxes	130,051.00	Taxes from Public Utilities	1,389,052.00	County Library Taxes	
Planning, Housing & Development	269,500.00	Other Miscellaneous Tax Revenues		Local Municipal Purpose Taxes	.30 4,742,951.00
Human Resources	3,203,530.00	State Aid Revenues	7,147,720.29	Veteran & Senior Citizen Taxes	82,250.00
Elections	154,000.00	Federal Aid Revenues		Total Taxes for Rate Computation	1.96 30,711,862.14
General Administration (other)	2,679,994.00	State and Local Fiscal Assistance Act Utilized		Special District Taxes	
JUDICIARY		Sale of Acquired Property		Bank Corp. Taxes	
Municipal Courts	470,022.00	Other Miscellaneous Revenues	15,980,595.51	Added and Omitted Taxes	203,465.45
PUBLIC SAFETY		Total	59,069,844.39	Total Taxes Levied - ABSTRACT	30,827,077.59
Fire Protection	5,525,523.00	Prior Years Surplus Appropriated	1,241,500.00	Total Taxes Billed	30,833,190.52
Police Protection	4,404,570.00	REVENUES TOTAL	60,331,344.89	1989 TAXES COLLECTED	27,305,907.67
Civil Defense & Disaster Control		Reserve For Uncollected Taxes	3,135,787.00	1989 Taxes Cancelled, Abated or Adjusted	
Environmental Inspection & Control	557,556.00	CAPITAL OUTLAY TOTAL	1,983,932.29	Transfer to Tax Title Liens or Foreclosed	
Other Public Safety				Balance Outstanding Dec. 31, 1989	3,527,272.85
PUBLIC WORKS		PUBLIC ENTERPRISES	955,510.33	PRIOR YEARS TAXES OUTSTANDING	
Streets and Drainage	1,533,321.00	Recreation-Culture		Balance January 1, 1989	2,649,911.81
Sewers and Sewage Processing	2,660,980.00	Public Works	339,317.85	Collected in 1989	2,649,911.81
Garbage and Trash Disposal		Buildings and Grounds	139,103.61	Cancelled, Abated or Adjusted 1989	
Public Buildings and Grounds	1,160,809.00	Library and Education		Transfers to Tax Title Liens or Foreclosed	
Other Public Works	86,000.00	Conservation		Balance December 31, 1989	
HEALTH and WELFARE		All Other		TAX TITLE LIENS OUTSTANDING	
Health Services Except Environmental	680,973.00	CAPITAL DEBT AUTHORIZED, DECEMBER 31, 1989		Balance January 1, 1989	560,366.05
Welfare-Public Assistance	229,794.00	ISSUED AND UNISSUED		Transfer From Taxes	
Hospital, Clinics, First Aid		School	6,808,000.00	Redeemed in 1989	199,360.47
Animal, Insect, & Rodent Control		Self-Liquidating	39,243,159	Cancelled, Abated or Adjusted (1989)	
Other Welfare Services		Other	4,520,100	Transfers to Foreclosed Property	
RECREATION and CONSERVATION		Total	50,571,258	Balance December 31, 1989	361,005.58
Beaches and Boardwalks	239,504.00	ISSUED AND OUTSTANDING		PROPERTY ACQUIRED BY DEED OR FORECLOSURE	
Parks, Playgrounds, Shade Trees	240,000.00	School	6,808,000.00	Balance January 1, 1989	1,779,000.00
Land Reclamation & Conservation	282,500.00	Self-Liquidating	9,276,000.00	Transfers From Taxes or Liens	
Other Recreational Services		Other	4,479,500.00	Sole for Cash (1989)	
EDUCATION (excluding schools)		Total	20,563,500.00	Cancelled, Abated or Adjusted (1989)	
Libraries	105,000.00	EQUALIZED VALUATION BASIS		Balance December 31, 1989	1,779,000.00
Other Educational Services	3,135,030.00	FOR NET DEBT COMPUTATION	1,415,812,808	CURRENT FINANCES DECEMBER 31, 1989	
STATUTORY EXPENDITURES		REAL PROPERTY VALUATIONS		ASSETS	
Pensions & F. L. C. A.	2,739,958.00	Code Class # of Parcels % VAL'N		Cash Dec. 31, 1989	3,053,206.92
Employee Fringe Benefits	1,525,000.00	1 Vacant Land 227 1.52	2,655,500.00	Taxes Receivable	3,527,272.85
Other Statutory Expenditures	20,000.00	2 Residential 5103 51.53	899,477,100.00	Tax Title Liens	361,005.58
CETA And Other Public Employment Programs	33,151,270.00	3 Form		Foreclosed Property	1,779,000.00
MUNICIPAL FUNCTIONS TOTAL	10,000.00	4a Commercial 1192 27.17	474,240,500.00	Emergencies & Other Deferred Charges	201,078.00
CAPITAL IMPROVEMENTS *MEMO*		4b Industrial 144 10.61	185,247,700.00	State and Federal Aid Receivable	
DEBT SERVICE		4c Apartments 385 9.17	160,149,200.00	Other Receivables	1,494,539.32
Principal Payments	443,000.00	Total 7051	1,745,672,000.00	Total	10,416,102.67
Interest Payments	715,539.83	Land Area 1.30 Sq. Miles		LIABILITIES, RESERVES, AND SURPLUS	
TYPE I SCHL DEBT *MEMO	622,172.25	Net Valuation Taxable-Municipal	1,748,271,401	Cash Liabilities	3,947,279.95
DEFERRED CHARGES	153,866.00	Net Valuation Taxable-County	1,595,350,304	Reserves for Receivables	5,944,802.13
SCHOOL, COUNTY, SPECIAL DISTRICT TAXES	25,880,661.14	State Equalized Valuation	1,572,542,998	Surplus Dec. 31, 1989	524,020.59
RESERVE FOR UNCOLLECTED TAXES	3,135,787.00	State Equalization Ratio	111.67	Total	10,416,102.67
EXPENDITURES TOTAL	63,480,123.97				

Population 1980 4,129
 Population 1990 3,935
 S & P Rating
 Moody Rating AA

General Tax Rate Per \$100. 2.45
 State Equalized Tax Rate 1.20

HO-HO-KUS BOROUGH - BERGEN COUNTY
 Form of Government:
Borough Council
 Number of Members on Governing Body - 6

PER CAPITA:
 Gross Debt 1,519.60
 Net Debt 1,227.40
 Debt Service 130.86
 Total Tax Levy 1,680.30
 Municipal Expenditures 870.08

PER CENT:
 Gross Debt 1.19
 Net Debt .96
 Tax Levy Collected 97.29
 Tax Levy Cancelled, Abated or Adjusted .09

EXPENDITURES	REVENUES-REALIZED	1989 PROPERTY TAX				
GENERAL GOVERNMENT		STATE EQUALIZED TAX RATE <u>1.20</u>				
Governing Body & Public Boards		Local District School Taxes	.56	3,025,275.00		
Municipal Clerk		Regional & Consolidated Schaal Tax				
Financial Administration	17,078.00	School Taxes in Municipal Budget				
Assessment of Taxes	17,650.00	County Taxes	.23	1,254,394.03		
Collection of Taxes	36,400.00	County Library Taxes				
Planning, Housing & Development	21,500.00	Local Municipal Purpose Taxes	.41	2,233,465.22		
Human Resources	20,573.50	Veteran & Senior Citizen Taxes		19,400.00		
Elections		Total Taxes for Rate Computation	1.20	6,532,534.25		
General Administration (other)	283,700.00	Special District Taxes				
JUDICIARY		Bank Corp. Taxes				
Municipal Courts	23,350.00	Added and Omitted Taxes		98,838.54		
PUBLIC SAFETY		Total Taxes Levied - ABSTRACT		6,611,972.79		
Fire Protection	57,337.33	Total Taxes Billed		6,615,176.21		
Police Protection	697,877.21	1989 TAXES COLLECTED		6,435,785.60		
Civil Defense & Disaster Control	400.00	1989 Taxes Cancelled, Abated or Adjusted		5,628.43		
Environmental Inspection & Control	36,480.00	Transfer to Tax Title Liens or Foreclosed				
Other Public Safety		Balance Outstanding Dec. 31, 1989		173,762.18		
PUBLIC WORKS		PRIOR YEARS TAXES OUTSTANDING				
Streets and Drainage	243,000.00	Balance January 1, 1989		149,512.30		
Sewers and Sewage Processing	543,926.00	Collected in 1989		123,367.95		
Garbage and Trash Disposal	50,000.00	Cancelled, Abated or Adjusted 1989		2,755.15		
Public Buildings and Grounds	54,200.00	Transfers to Tax Title Liens or Foreclosed				
Other Public Works		Balance December 31, 1989		23,389.20		
HEALTH and WELFARE		TAX TITLE LIENS OUTSTANDING				
Health Services Except Environmental	17,900.00	Balance January 1, 1989				
Welfare-Public Assistance	1,450.00	Transfer From Taxes				
Hospital, Clinics, First Aid		Redeemed in 1989				
Animal, Insect, & Rodent Control		Cancelled, Abated or Adjusted (1989)				
Other Welfare Services		Transfers to Foreclosed Property				
RECREATION and CONSERVATION		Balance December 31, 1989				
Beaches and Boardwalks		PROPERTY ACQUIRED BY DEED OR FORECLOSURE				
Parks, Playgrounds, Shade Trees	6,000.00	Balance January 1, 1989		7,000.00		
Land Reclamation & Conservation	86,750.00	Transfers From Taxes or Liens				
Other Recreational Services		Sale for Cash (1989)				
EDUCATION (excluding schools)		Cancelled, Abated or Adjusted (1989)				
Libraries	173,000.00	Balance December 31, 1989		7,000.00		
Other Educational Services		CURRENT FINANCES DECEMBER 31, 1989				
STATUTORY EXPENDITURES		ASSETS				
Pensions & F. L. C. A.	190,100.00	Cash Dec. 31, 1989		2,038,300.84		
Employee Fringe Benefits	73,519.79	Taxes Receivable		197,151.38		
Other Statutory Expenditures	100.00	Tax Title Liens		7,000.00		
CETA And Other Public Employment Programs		Foreclosed Property		7,000.00		
MUNICIPAL FUNCTIONS		Emergencies & Other Deferred Charges		7,000.00		
CAPITAL IMPROVEMENTS		State and Federal Aid Receivable				
DEBT SERVICE		Other Receivables		66,823.15		
Principal Payments	230,000.00	Total		2,316,275.37		
Interest Payments	284,951.76	LIABILITIES, RESERVES, AND SURPLUS				
DEFERRED CHARGES		Cash Liabilities		670,071.28		
SCHOOL, COUNTY, SPECIAL DISTRICT TAXES	4,279,669.03	Reserves for Receivables		270,373.16		
RESERVE FOR UNCOLLECTED TAXES	199,452.76	Surplus Dec. 31, 1989		1,375,830.93		
EXPENDITURES		Total		2,316,275.37		
TOTAL	7,703,440.38					
		REAL PROPERTY VALUATIONS				
		Code	Class	# of Parcels		
				% VAL'N		
				ASSESSED VALUATION		
		1	Vacant Land	102	1.54	4,342,800.00
		2	Residential	1385	93.03	247,169,900.00
		3	Farm			
		4a	Commercial	36	5.28	14,030,700.00
		4b	Industrial			
		4c	Apartments			
		Total		1523		265,543,400.00
			Land Area	1.80	Sq. Miles	
			Net Valuation Taxable-Municipal			265,972,966
			Net Valuation Taxable-County			527,200,318
			State Equalized Valuation			544,241,567
			State Equalization Ratio			48.83

Population 1980 4,593
 Population 1990 4,892
 S & P Rating
 Moody Rating

General Tax Rate Per \$100. .84
 State Equalized Tax Rate .82

HOLLAND TOWNSHIP - HUNTERDON CO.
 Form of Government:
 Township Committee
 Number of Members on Governing Body - 3

PER CAPITA:
 Gross Debt 189.85
 Net Debt 69.32
 Debt Service
 Total Tax Levy 623.99
 Municipal Expenditures 992.11

PER CENT:
 Gross Debt .28
 Net Debt .10
 Tax Levy Collected 94.99
 Tax Levy Cancelled, Abated or Adjusted .42

EXPENDITURES		REVENUES-REALIZED		1989 PROPERTY TAX	
GENERAL GOVERNMENT		REVENUES-REALIZED		STATE EQUALIZED TAX RATE →	
Governing Body & Public Boards		1989 Property Taxes Collected	2,926,100.50	Local District School Taxes	
Municipal Clerk		1989 Payments in Lieu of Taxes		Regional & Consolidated School Tax	.46
Financial Administration	37,930.00	Delinquent Tax & Lien Collections	171,237.12	School Taxes in Municipal Budget	
Assessment of Taxes	22,950.00	Business Personalty Replacement Taxes	51,415.43	County Taxes	.33
Collection of Taxes	17,155.00	Taxes from Public Utilities	2,840,764.00	County Library Taxes	.02
Planning, Housing & Development	57,250.00	Other Miscellaneous Tax Revenues		Local Municipal Purpose Taxes	
Human Resources	1,500.00	State Aid Revenues		Veteron & Senior Citizen Taxes	
Elections	1,500.00	Federal Aid Revenues		Total Taxes for Rate Computation	.81
General Administration (other)	323,575.00	State and Local Fiscal Assistance Act Utilized		Special District Taxes	
JUDICIARY		Sole of Acquired Property		Bank Corp. Taxes	
Municipal Courts	12,130.00	Other Miscellaneous Revenues	1,102,874.64	Added and Omitted Taxes	41,479.85
PUBLIC SAFETY		Total	7,092,391.74	Total Taxes Levied - ABSTRACT	3,052,579.73
Fire Protection	39,200.00	Prior Years Surplus Appropriated	2,930,000.00	Total Taxes Billed	3,080,518.26
Police Protection	251,433.00	REVENUES TOTAL	10,022,391.74	1989 TAXES COLLECTED	2,926,100.50
Civil Defense & Disaster Control	10,250.00	Reserve For Uncollected Taxes	216,000.00	1989 Taxes Cancelled, Abated or Adjusted	12,909.72
Environmental Inspection & Control				Transfer to Tax Title Liens or Foreclosed	5,722.92
Other Public Safety				Balance Outstanding Dec. 31, 1989	135,795.12
PUBLIC WORKS		CAPITAL OUTLAY	TOTAL	PRIOR YEARS TAXES OUTSTANDING	
Streets and Drainage	673,395.00	Public Enterprises		Balance January 1, 1989	172,592.97
Sewers and Sewage Processing		Recreation-Culture		Collected in 1989	167,793.43
Gorbage and Trash Disposal		Public Works		Cancelled, Abated or Adjusted 1989	3,990.69
Public Buildings and Grounds	71,899.90	Buildings and Grounds		Transfers to Tax Title Liens or Fareclosed	300.80
Other Public Works		Library and Education		Balance December 31, 1989	
HEALTH and WELFARE		Conservation		TAX TITLE LIENS OUTSTANDING	
Health Services Except Environmental	5,500.00	All Other		Balance January 1, 1989	19,846.97
Welfare-Public Assistance	11,210.00			Transfer From Taxes	6,625.31
Hospital, Clinics, First Aid	1,000.00			Redeemed in 1989	3,443.54
Animal, Insect, & Radent Control	4,500.00			Cancelled, Abated or Adjusted (1989)	
Other Welfare Services				Transfers to Fareclosed Property	
RECREATION and CONSERVATION				Balance December 31, 1989	23,026.04
Beaches and Boardwalks				PROPERTY ACQUIRED BY DEED OR FORECLOSURE	
Parks, Playgrounds, Shade Trees	27,800.00			Balance January 1, 1989	
Land Reclamation & Conservation	54,925.00			Transfers From Taxes or Liens	
Other Recreational Services	7,000.00			Sole for Cosh (1989)	
EDUCATION (excluding schools)				Cancelled, Abated or Adjusted (1989)	
Libraries	24,750.00			Balance December 31, 1989	
Other Educoational Services	2,355,32.13			CURRENT FINANCES DECEMBER 31, 1989	
STATUTORY EXPENDITURES				ASSETS	
Pensions & F.L.C.A.	74,400.00			Cosh Dec. 31, 1989	12,102,304.12
Employee Fringe Benefits	43,500.00			Taxes Receivable	135,785.12
Other Statutory Expenditures	3,000.00			Tax Title Liens	23,028.64
CETA And Other Public Employment Programs				Fareclosed Property	
MUNICIPAL FUNCTIONS TOTAL	4,637,300.93			Emergencies & Other Deferred Charges	
CAPITAL IMPROVEMENTS *M.E.#0*				State and Federal Aid Receivable	
DEBT SERVICE				Other Receivables	3,234.36
Principal Payments				Total	12,264,352.24
Interest Payments				LIABILITIES, RESERVES, AND SURPLUS	
DEFERRED CHARGES	126.25			Cash Liabilities	2,585,670.83
SCHOOL, COUNTY, SPECIAL DISTRICT TAXES	3,011,099.93			Reserves for Receivables	162,048.12
RESERVE FOR UNCOLLECTED TAXES	216,000.00			Surplus Dec. 31, 1989	9,516,633.24
EXPENDITURES TOTAL	7,864,525.21			Total	12,264,352.24
		EQUALIZED VALUATION BASIS FOR NET DEBT COMPUTATION			
		REAL PROPERTY VALUATIONS			
		Code Class # of Parcels % VAL'N ASSESSED VALUATION			
		1 Vacant Land 349 7.47 26,314,400.00			
		2 Residential 1552 77.50 279,151,050.00			
		3 Form 322 7.53 27,000,277.00			
		4a Commercial 25 1.97 7,071,720.00			
		4b Industrial 11 5.44 19,581,850.00			
		4c Apartments 1 .00 291,800.00			
		Total 2250 35,921,097.00			
		Land Area 22.70 Sq. Miles			
		Net Valuation Taxable-Municipal 351,536,372			
		Net Valuation Taxable-County 354,069,352			
		State Equalized Valuation 369,312,090			
		State Equalization Ratio 97.93			

1318

Population 1980 8,447
 Population 1990 11,532
 S & P Rating
 Moody Rating AA

General Tax Rate Per \$100. 2.58
 State Equalized Tax Rate 1.38

HOLMDEL TOWNSHIP - MONMOUTH CO.

Form of Government:

Township Committee

Number of Members on Governing Body - 5

PER CAPITA: Gross Debt 1,926.16 PER CENT: Gross Debt 1.49
 Net Debt 1,322.73 Net Debt 1.03
 Debt Service 131.28 Tax Levy Collected 96.58
 Total Tax Levy 2,096.06 Tax Levy Cancelled, Abated
 Municipal Expenditures 764.83 or Adjusted

EXPENDITURES		REVENUES-REALIZED		1989 PROPERTY TAX	
GENERAL GOVERNMENT				STATE EQUALIZED TAX RATE →	
Governing Body & Public Boards	101,638.00	1989 Property Taxes Collected	23,344,471.56	Local District School Taxes	0.83
Municipal Clerk	115,710.00	1989 Payments in Lieu of Taxes		Regional & Consolidated School Tax	
Financial Administration	168,709.34	Delinquent Tax & Lien Collections	580,952.19	School Taxes in Municipal Budget	
Assessment of Taxes	60,300.00	Business Personalty Replacement Taxes	411,621.44	County Taxes	0.39
Collection of Taxes	75,795.00	Taxes from Public Utilities	979,382.00	County Library Taxes	0.01
Planning, Housing & Development	358,035.00	Other Miscellaneous Tax Revenues		Local Municipal Purpose Taxes	0.14
Human Resources	66,700.00	State Aid Revenues	38,917.47	Veteran & Senior Citizen Taxes	
Elections	8,600.00	Federal Aid Revenues		Total Taxes for Rate Computation	1.37
General Administration (other)	911,841.29	State and Local Fiscal Assistance Act Utilized		Special District Taxes	
JUDICIARY		Sale of Acquired Property		Bank Corp. Taxes	
Municipal Courts	110,600.00	Other Miscellaneous Revenues	1,746,246.14	Added and Omitted Taxes	
PUBLIC SAFETY		Total	27,151,590.80	Total Taxes Levied - ABSTRACT	
Fire Protection	461,433.53	Prior Years Surplus Appropriated	3,700,000.00	Total Taxes Billed	
Police Protection	1,532,159.18	REVENUES TOTAL	30,851,590.80	1989 TAXES COLLECTED	23,344,471.56
Civil Defense & Disaster Control	250.00	Reserve For Uncollected Taxes	608,732.69	1989 Taxes Cancelled, Abated or Adjusted	
Environmental Inspection & Control	143,592.00	CAPITAL OUTLAY TOTAL	1,252,546.18	Transfer to Tax Title Liens or Foreclosed	
Other Public Safety		Public Enterprises		Balance Outstanding Dec. 31, 1989	827,249.30
PUBLIC WORKS		Recreation—Culture		PRIOR YEARS TAXES OUTSTANDING	
Streets and Drainage	1,007,318.00	Public Works	416,921.33	Balance January 1, 1989	570,108.54
Sewers and Sewage Processing		Buildings and Grounds	835,624.85	Collected in 1989	566,466.54
Garbage and Trash Disposal	94,100.00	Library and Education		Cancelled, Abated or Adjusted 1989	
Public Buildings and Grounds	216,550.07	Conservation		Transfers to Tax Title Liens or Foreclosed	
Other Public Works	49,300.00	All Other		Balance December 31, 1989	3,642.00
HEALTH and WELFARE		CAPITAL DEBT AUTHORIZED, DECEMBER 31, 1989		TAX TITLE LIENS OUTSTANDING	
Health Services Except Environmental	139,344.00	ISSUED AND UNISSUED		Balance January 1, 1989	16,210.19
Welfare-Public Assistance	14,726.00	School	6,227,000	Transfer From Taxes	
Hospital, Clinics, First Aid		Self-Liquidating	628,750	Redeemed in 1989	14,485.65
Animal, Insect, & Rodent Control		Other	15,356,771	Cancelled, Abated or Adjusted (1989)	
Other Welfare Services		Total	22,212,521	Transfers to Foreclosed Property	
RECREATION and CONSERVATION		ISSUED AND OUTSTANDING		Balance December 31, 1989	1,724.54
Beaches and Boardwalks		School	6,227,000.00	PROPERTY ACQUIRED BY DEED OR FORECLOSURE	
Parks, Playgrounds, Shade Trees	71,055.00	Self-Liquidating	420,000.00	Balance January 1, 1989	73,600.00
Land Reclamation & Conservation	33,515.00	Other	14,236,150.00	Transfers From Taxes or Liens	
Other Recreational Services	37,800.00	Total	20,883,150.00	Sole for Cash (1989)	
EDUCATION (excluding schools)		EQUALIZED VALUATION BASIS FOR NET DEBT COMPUTATION		Cancelled, Abated or Adjusted (1989)	
Libraries	29,835.00	REAL PROPERTY VALUATIONS		Balance December 31, 1989	73,600.00
Other Educational Services	2,600.00	Code Class # of Parcels % VAL'N		CURRENT FINANCES DECEMBER 31, 1989	
STATUTORY EXPENDITURES				ASSETS	
Pensions & F.L.C.A.	497,503.77	1 Vacant Land 395 3.35	30,336,875.00	Cash Dec. 31, 1989	4,810,299.66
Employee Fringe Benefits	272,319.00	2 Residential 3219 27.09	607,699,790.00	Taxes Receivable	830,891.30
Other Statutory Expenditures		3 Farm 167 1.40	12,705,495.00	Tax Title Liens	1,724.54
CETA And Other Public Employment Programs		4a Commercial 125 8.31	75,304,385.00	Foreclosed Property	73,600.00
MUNICIPAL FUNCTIONS TOTAL	6,580,459.18	4b Industrial 13 19.84	179,737,400.00	Emergencies & Other Deferred Charges	180,883.89
CAPITAL IMPROVEMENTS *MEMO*	145,279.76	4c Apartments		State and Federal Aid Receivable	250.00
DEBT SERVICE		Total	3919	Other Receivables	286,101.83
Principal Payments	700,107.10	Land Area 17.90 Sq. Miles		Total	6,183,751.22
Interest Payments	813,773.17	Net Valuation Taxable-Municipal	915,671,148	LIABILITIES, RESERVES, AND SURPLUS	
DEFERRED CHARGES		Net Valuation Taxable-County	1,597,854,086	Cash Liabilities	1,433,377.82
SCHOOL, COUNTY, SPECIAL DISTRICT TAXES	21,195,336.59	State Equalized Valuation	1,706,429,524	Reserves for Receivables	1,192,317.67
RESERVE FOR UNCOLLECTED TAXES	609,732.69	State Equalization Ratio	53.39	Surplus Dec. 31, 1989	3,558,055.73
EXPENDITURES TOTAL	30,015,807.73			Total	6,183,751.22

1912

Population 1980 15,531
 Population 1990 15,583
 S & P Rating
 Moody Rating 3AA1

General Tax Rate Per \$100. 1.95
 State Equalized Tax Rate 1.95

HOPATCONG BOROUGH - SUSSEX COUNTY

Form of Government:

Borough Council

Number of Members on Governing Body - 6

PER CAPITA:

Gross Debt
 Net Debt
 Debt Service 31.97
 Total Tax Levy 1,064.23
 Municipal Expenditures 409.50

PER CENT:

Gross Debt
 Net Debt
 Tax Levy Collected 95.86
 Tax Levy Cancelled, Abated or Adjusted .13

EXPENDITURES		REVENUES-REALIZED		1989 PROPERTY TAX	
GENERAL GOVERNMENT		REVENUES-REALIZED		STATE EQUALIZED TAX RATE	
Governing Body & Public Boards		1989 Property Taxes Collected	16,142,420.19	Local District School Taxes	1.06 8,964,213.00
Municipal Clerk		1989 Payments in Lieu of Taxes		Regional & Consolidated Schaal Tax	
Financial Administration	77,277.00	Delinquent Tax & Lien Collections	388,797.55	School Taxes in Municipal Budget	
Assessment of Taxes	61,670.10	Business Personality Replacement Taxes	21,243.00	County Taxes	.36 3,024,283.95
Collection of Taxes	87,654.90	Taxes from Public Utilities	453,309.00	County Library Taxes	.02 145,345.65
Planning, Housing & Development	23,513.65	Other Miscellaneous Tax Revenues		Local Municipal Purpose Taxes	.52 4,394,113.00
Human Resources	43,545.00	State Aid Revenues	202,748.00	Veteran & Senior Citizen Taxes	125,400.00
Elections	3,374.72	Federal Aid Revenues		Total Taxes for Rate Computation	1.96 16,653,355.60
General Administration (other)	666,439.03	State and Local Fiscal Assistance Act Utilized		Special District Taxes	
JUDICIARY		Sale of Acquired Property		Bank Corp. Taxes	
Municipal Courts	77,159.71	Other Miscellaneous Revenues	1,079,480.21	Added and Omitted Taxes	5,088.97
PUBLIC SAFETY		Total	19,237,602.95	Total Taxes Levied - ABSTRACT	16,587,044.57
Fire Protection	51,036.75	Prior Years Surplus Appropriated	250,000.00	Total Taxes Billed	16,665,805.98
Police Protection	1,134,732.14	REVENUES TOTAL	19,537,602.95	1989 TAXES COLLECTED	16,142,420.19
Civil Defense & Disaster Control	89,927.00	Reserve For Uncollected Taxes	768,000.00	1989 Taxes Cancelled, Abated or Adjusted	22,207.65
Environmental Inspection & Control	189,423.00	CAPITAL OUTLAY TOTAL	573,646.63	Transfer to Tax Title Liens or Foreclosed	76,140.21
Other Public Safety		Public Enterprises		Balance Outstanding Dec. 31, 1989	425,037.93
PUBLIC WORKS		Recreation-Culture	16,279.82	PRIOR YEARS TAXES OUTSTANDING	
Streets and Drainage	53,200.00	Public Works	326,374.17	Balance January 1, 1989	400,977.07
Sewers and Sewage Processing		Buildings and Grounds	230,992.64	Collected in 1989	373,739.56
Garbage and Trash Disposal	30,500.00	Library and Education		Cancelled, Abated or Adjusted 1989	302.67
Public Buildings and Grounds	123,442.00	Conservation		Transfers to Tax Title Liens or Foreclosed	16,773.37
Other Public Works	864,299.00	All Other		Balance December 31, 1989	10,161.47
HEALTH and WELFARE		CAPITAL DEBT AUTHORIZED, DECEMBER 31, 1989		TAX TITLE LIENS OUTSTANDING	
Health Services Except Environmental	187,636.00	ISSUED AND UNISSUED		Balance January 1, 1989	303,718.95
Welfare-Public Assistance	10,615.00	School		Transfer From Taxes	88,902.89
Hospital, Clinics, First Aid		Self-Liquidating		Redeemed in 1989	14,657.99
Animal, Insect, & Rodent Control		Other		Cancelled, Abated or Adjusted (1989)	8,155.10
Other Welfare Services		Total		Transfers to Foreclosed Property	34,103.80
RECREATION and CONSERVATION		ISSUED AND OUTSTANDING		Balance December 31, 1989	335,704.95
Beaches and Boardwalks		School		PROPERTY ACQUIRED BY DEED OR FORECLOSURE	
Parks, Playgrounds, Shade Trees	17,400.00	Self-Liquidating		Balance January 1, 1989	1,700,181.70
Land Reclamation & Conservation	121,902.25	Other		Transfers From Taxes or Liens	40,933.40
Other Recreational Services	274,844.00	Total		Sale for Cash (1989)	77,000.00
EDUCATION (excluding schools)		EQUALIZED VALUATION BASIS FOR NET DEBT COMPUTATION	754,433,432	Cancelled, Abated or Adjusted (1989)	
Libraries		REAL PROPERTY VALUATIONS		Balance December 31, 1989	1,664,165.10
Other Educational Services		Code Class # of Parcels % VAL'N ASSESSED VALUATION		CURRENT FINANCES DECEMBER 31, 1989	
STATUTORY EXPENDITURES		1 Vacant Land 2557 3.96 33,476,700.00		ASSETS	
Pensions & F. I. C. A.	470,254.00	2 Residential 5863 92.47 781,512,000.00		Cash Dec. 31, 1989	1,236,149.43
Employee Fringe Benefits	288,622.00	3 Form 18 .15 1,289,150.00		Taxes Receivable	435,199.40
Other Statutory Expenditures		4a Commercial 77 3.13 26,894,700.00		Tax Title Liens	335,704.95
CETA And Other Public Employment Programs		4b Industrial		Foreclosed Property	1,664,165.10
MUNICIPAL FUNCTIONS TOTAL	5,008,009.30	4c Apartments 2 .23 1,942,100.00		Emergencies & Other Deferred Charges	105,120.00
CAPITAL IMPROVEMENTS * MEMO *	272,847.00	Total 8517 945,114,650.00		State and Federal Aid Receivable	39,010.69
DEBT SERVICE		Land Area 10.80 Sq. Miles		Other Receivables	123,309.22
Principal Payments	223,974.22	Net Valuation Taxable-Municipal	847,281,480	Total	3,938,658.79
Interest Payments	274,339.44	Net Valuation Taxable-County	785,085,530	LIABILITIES, RESERVES, AND SURPLUS	
DEFERRED CHARGES		State Equalized Valuation	849,399,562	Cash Liabilities	523,008.96
SCHOOL, COUNTY, SPECIAL DISTRICT TAXES	12,133,842.60	State Equalization Ratio	99.75	Reserves for Receivables	2,558,373.67
RESERVE FOR UNCOLLECTED TAXES	768,000.00			Surplus Dec. 31, 1989	857,271.16
EXPENDITURES TOTAL	18,516,298.56			Total	3,938,658.79

Population 1980 1,463
 Population 1990 1,719
 S & P Rating
 Moody Rating

General Tax Rate Per \$100. 2.48
 State Equalized Tax Rate 1.95

HOPE TOWNSHIP - WARREN COUNTY

Form of Government:
 Township Committee

Number of Members on Governing Body - 3

PER CAPITA: PER CENT:
 Grass Debt 23.27 Gross Debt .04
 Net Debt 23.27 Net Debt .04
 Debt Service 3.50 Tax Levy Collected 91.02
 Total Tax Levy 1,391.89 Tax Levy Cancelled, Aboted
 Municipal Expenditures 441.41 or Adjusted .09

EXPENDITURES		REVENUES-REALIZED		1989 PROPERTY TAX			
GENERAL GOVERNMENT		REVENUES-REALIZED		STATE EQUALIZED TAX RATE			
Governing Body & Public Boards		1989 Property Taxes Collected	2,184,570.54	Local District School Taxes	1.10		
Municipal Clerk		1989 Payments in Lieu of Taxes		Regional & Consolidated School Tax			
Financial Administration	13,134.61	Delinquent Tax & Lien Collections	149,139.14	School Taxes in Municipal Budget			
Assessment of Taxes	13,430.00	Business Personalty Replacement Taxes	20,175.84	County Taxes	.59		
Collection of Taxes	14,020.00	Taxes from Public Utilities	131,520.00	County Library Taxes	.03		
Planning, Housing & Development	26,880.58	Other Miscellaneous Tax Revenues		Local Municipal Purpose Taxes	.22		
Human Resources		State Aid Revenues	78,397.73	Veteran & Senior Citizen Taxes			
Elections	600.00	Federal Aid Revenues		Total Taxes for Rate Computation	1.94		
General Administration (other)	109,025.47	State and Local Fiscal Assistance Act Utilized		Special District Taxes			
JUDICIARY		Sale of Acquired Property		Bank Corp. Taxes			
Municipal Courts	58,061.16	Other Miscellaneous Revenues	160,612.07	Added and Omitted Taxes			
PUBLIC SAFETY		Total	2,724,415.52	Total Taxes Levied - ABSTRACT			
Fire Protection	21,834.33	Prior Years Surplus Appropriated	82,943.54	Total Taxes Billed	2,400,005.47		
Police Protection	3,480.00	REVENUES TOTAL	2,807,359.06	1989 TAXES COLLECTED	2,184,570.54		
Civil Defense & Disaster Control		Reserve For Uncollected Taxes	190,422.00	1989 Taxes Cancelled, Abated or Adjusted	2,136.61		
Environmental Inspection & Control	11,207.00	CAPITAL OUTLAY TOTAL		Transfer to Tax Title Liens or Foreclosed	13,270.48		
Other Public Safety			135,212.21	Balance Outstanding Dec. 31, 1989	200,027.84		
PUBLIC WORKS		Public Enterprises		PRIOR YEARS TAXES OUTSTANDING			
Streets and Drainage	159,312.61	Recreation-Culture		Balance January 1, 1989	166,411.72		
Sewers and Sewage Processing		Public Works	133,612.21	Collected in 1989	145,047.06		
Garbage and Trash Disposal	39,000.00	Buildings and Grounds	1,600.00	Cancelled, Abated or Adjusted 1989	347.75		
Public Buildings and Grounds	9,926.00	Library and Education		Transfers to Tax Title Liens or Foreclosed	18,931.46		
Other Public Works		Conservation		Balance December 31, 1989	2,085.45		
HEALTH and WELFARE		All Other		TAX TITLE LIENS OUTSTANDING			
Health Services Except Environmental		CAPITAL DEBT AUTHORIZED, DECEMBER 31, 1989		Balance January 1, 1989	10,850.52		
Welfare-Public Assistance	1,300.00	ISSUED AND UNISSUED	GROSS DEBT	NET DEBT			
Hospital, Clinics, First Aid		School					
Animal, Insect, & Rodent Control	1,127.30	Self-Liquidating					
Other Welfare Services		Other	40,000	40,000			
RECREATION and CONSERVATION		Total	40,000	40,000			
Beaches and Boardwalks		ISSUED AND OUTSTANDING		PROPERTY ACQUIRED BY DEED OR FORECLOSURE			
Parks, Playgrounds, Shade Trees		School		Balance January 1, 1989	22,300.00		
Land Reclamation & Conservation	27,205.00	Self-Liquidating		Transfers From Taxes or Liens			
Other Recreational Services		Other		Sale for Cash (1989)			
EDUCATION (excluding schools)		Total	31,717.00	Cancelled, Abated or Adjusted (1989)			
Libraries		EQUALIZED VALUATION BASIS FOR NET DEBT COMPUTATION		Balance December 31, 1989	22,300.00		
Other Educational Services	500.00	REAL PROPERTY VALUATIONS		CURRENT FINANCES DECEMBER 31, 1989			
STATUTORY EXPENDITURES		Code	Class	# of Parcels	% VAL'N	ASSETS	
Pensions & F. L. C. A.	21,822.14	1	Vacant Land	228	7.89	Cash Dec. 31, 1989	
Employee Fringe Benefits	15,804.00	2	Residential	533	69.53	Taxes Receivable	
Other Statutory Expenditures	2,000.00	3	Form	307	16.90	Tox Title Liens	
CETA And Other Public Employment Programs		4a	Commercial	30	5.22	Foreclosed Property	
MUNICIPAL FUNCTIONS TOTAL		4b	Industrial	1	.20	Emergencies & Other Deferred Charges	
* MEMO *		4c	Apartments	1	.27	State and Federal Aid Receivable	
CAPITAL IMPROVEMENTS		Total		1100		Other Receivables	
DEBT SERVICE						Total	
Principal Payments	5,000.00					1,571,544.84	
Interest Payments	1,012.50	Land Area 18.90 Sq. Miles				LIABILITIES, RESERVES, AND SURPLUS	
DEFERRED CHARGES						Cash Liabilities	
SCHOOL, COUNTY, SPECIAL DISTRICT TAXES						Reserves for Receivables	
RESERVE FOR UNCOLLECTED TAXES						Surplus Dec. 31, 1989	
EXPENDITURES TOTAL						Total	
						1,111,866.16	
						335,630.69	
						124,047.99	
						1,571,544.84	

1105

Population 1980 2,001
 Population 1990 1,963
 S & P Rating
 Moody Rating

General Tax Rate Per \$100. 3.53
 State Equalized Tax Rate 1.60

HOPEWELL BOROUGH - MERCER COUNTY

Form of Government:

Borough Council

Number of Members on Governing Body - 6

PER CAPITA: Gross Debt 957.01 PER CENT: Gross Debt 1.53
 Net Debt 740.91 Net Debt 1.18
 Debt Service 77.89 Tax Levy Collected 96.85
 Total Tax Levy 1,191.57 Tax Levy Cancelled, Abated
 Municipal Expenditures 477.72 or Adjusted .12

EXPENDITURES		REVENUES-REALIZED			1989 PROPERTY TAX	
GENERAL GOVERNMENT					STATE EQUALIZED TAX RATE →	
Governing Body & Public Boards	10,170.41	1989 Property Taxes Collected	2,276,752.74	Local District School Taxes		
Municipal Clerk	23,000.00	1989 Payments in Lieu of Taxes		Regional & Consolidated School Tax	.86	1,207,798.12
Financial Administration	11,200.00	Delinquent Tax & Lien Collections	56,294.21	School Taxes in Municipal Budget		
Assessment of Taxes	5,300.00	Business Personalty Replacement Taxes	32,915.68	County Taxes	.49	690,351.96
Collection of Taxes	7,150.00	Taxes from Public Utilities	106,010.00	County Library Taxes		
Planning, Housing & Development	24,045.00	Other Miscellaneous Tax Revenues		Local Municipal Purpose Taxes	.25	349,542.58
Human Resources		State Aid Revenues	14,671.75	Veteran & Senior Citizen Taxes		14,700.00
Elections	3,539.00	Federal Aid Revenues		Total Taxes for Rate Computation	1.60	2,262,392.66
General Administration (other)	67,386.20	State and Local Fiscal Assistance Act Utilized		Special District Taxes		75,734.00
JUDICIARY		Sale of Acquired Property		Bank Corp. Taxes		
Municipal Courts	11,475.00	Other Miscellaneous Revenues	271,590.95	Added and Omitted Taxes		21,592.83
PUBLIC SAFETY		Total	2,753,235.33	Total Taxes Levied - ABSTRACT		2,345,019.49
Fire Protection		Prior Years Surplus Appropriated	183,749.36	Total Taxes Billed		2,350,726.59
Police Protection	166,856.00	Reserve For Uncollected Taxes	68,856.26	1989 TAXES COLLECTED		2,276,752.74
Civil Defense & Disaster Control	500.00	CAPITAL OUTLAY	TOTAL	1989 Taxes Cancelled, Abated or Adjusted		2,903.96
Environmental Inspection & Control		Public Enterprises	54,132.49	Transfer to Tax Title Liens or Foreclosed		
Other Public Safety		Recreation-Culture		Balance Outstanding Dec. 31, 1989		71,064.89
PUBLIC WORKS		Public Works	73,953.90	PRIOR YEARS TAXES OUTSTANDING		
Streets and Drainage	51,898.00	Buildings and Grounds	49,652.74	Balance January 1, 1989		56,320.53
Sewers and Sewage Processing	105,635.49	Library and Education		Collected in 1989		56,294.21
Garbage and Trash Disposal	143,734.80	Conservation		Cancelled, Abated or Adjusted 1989		26.32
Public Buildings and Grounds	11,003.00	All Other		Transfers to Tax Title Liens or Foreclosed		
Other Public Works		CAPITAL DEBT AUTHORIZED, DECEMBER 31, 1989		Balance December 31, 1989		
HEALTH and WELFARE		ISSUED AND UNISSUED	GROSS DEBT	NET DEBT		
Health Services Except Environmental	7,990.00	School	365,139	221,050		
Welfare-Public Assistance	1,300.00	Self-Liquidating	281,800	1,236,450		
Hospital, Clinics, First Aid		Other	1,236,450	1,458,110		
Animal, Insect, & Rodent Control	2,000.00	Total	1,236,450			
Other Welfare Services		ISSUED AND OUTSTANDING				
RECREATION and CONSERVATION		School	365,139.02			
Beaches and Boardwalks		Self-Liquidating	96,250.00			
Parks, Playgrounds, Shade Trees	2,500.00	Other	1,035,550.00			
Land Reclamation & Conservation		Total	1,496,938.02			
Other Recreational Services	2,500.00	EQUALIZED VALUATION BASIS				
EDUCATION (excluding schools)		FOR NET DEBT COMPUTATION				
Libraries	32,000.00	REAL PROPERTY VALUATIONS				
Other Educational Services		Code Class # of Parcels % VAL'N		ASSESSED VALUATION		
STATUTORY EXPENDITURES		1 Vacant Land 48 1.76		1,123,050.00		
Pensions & F. I. C. A.	12,600.00	2 Residential 602 79.70		50,427,250.00		
Employee Fringe Benefits	6,000.00	3 Farm 6 .78		490,600.00		
Other Statutory Expenditures		4a Commercial 65 13.38		9,444,100.00		
CETA And Other Public Employment Programs		4b Industrial 5 2.87		1,812,900.00		
MUNICIPAL FUNCTIONS		4c Apartments 5 1.29		814,350.00		
CAPITAL IMPROVEMENTS		Total 731		63,112,250.00		
DEBT SERVICE		Land Area .75 Sq. Miles				
Principal Payments	63,100.00	Net Valuation Taxable-Municipal		63,811,363		
Interest Payments	70,130.79	Net Valuation Taxable-County		129,199,731		
DEFERRED CHARGES		State Equalized Valuation		139,928,049		
SCHOOL, COUNTY, SPECIAL DISTRICT TAXES	1,973,934.03	State Equalization Ratio		45.33		
RESERVE FOR UNCOLLECTED TAXES	68,956.26					
EXPENDITURES	TOTAL					
	2,914,045.15					

Population 1980 4,365
 Population 1990 4,215
 S & P Rating
 Moody Rating AAA

General Tax Rate Per \$100. 2.04
 State Equalized Tax Rate 2.25

HOPEWELL TWP. - CUMBERLAND CO.

Form of Government:
 Township Committee

Number of Members on Governing Body - 5

PER CAPITA: Gross Debt 498.37 PER CENT: Gross Debt 2.13
 Net Debt 147.39 Net Debt .63
 Debt Service 6.23 Tax Levy Collected 91.14
 Total Tax Levy 634.99 Tax Levy Cancelled, Abated or Adjusted 40
 Municipal Expenditures 210.68

EXPENDITURES		REVENUES-REALIZED		1989 PROPERTY TAX	
GENERAL GOVERNMENT		REVENUES-REALIZED		STATE EQUALIZED TAX RATE	
Governing Body & Public Boards		1989 Property Taxes Collected	2,439,357.59	Local District School Taxes	.75 876,163.00
Municipal Clerk		1989 Payments in Lieu of Taxes		Regional & Consolidated School Tax	.38 440,693.41
Financial Administration	36,000.00	Delinquent Tax & Lien Collections	232,401.65	School Taxes in Municipal Budget	
Assessment of Taxes	31,000.00	Business Personalty Replacement Taxes	36,495.04	County Taxes	1.00 * 1,162,788.02
Collection of Taxes	23,100.00	Taxes from Public Utilities	173,989.00	County Library Taxes	
Planning, Housing & Development	20,230.00	Other Miscellaneous Tax Revenues		Local Municipal Purpose Taxes	.11 128,000.00
Human Resources	8,000.00	State Aid Revenues	31,928.09	Veteran & Senior Citizen Taxes	
Elections		Federal Aid Revenues		Total Taxes for Rate Computation	2.24 2,655,344.43
General Administration (other)	132,575.00	State and Local Fiscal Assistance Act Utilized		Special District Taxes	
JUDICIARY		Sale of Acquired Property		Bank Corp. Taxes	
Municipal Courts	10,470.00	Other Miscellaneous Revenues	215,298.65	Added and Omitted Taxes	68,821.81
PUBLIC SAFETY		Total	3,129,470.02	Total Taxes Levied - ABSTRACT	2,676,466.24
Fire Protection	37,960.00	Prior Years Surplus Appropriated	284,429.81	Total Taxes Billed	2,676,466.24
Police Protection	10,250.00	REVENUES TOTAL	3,413,899.83	1989 TAXES COLLECTED	2,439,357.59
Civil Defense & Disaster Control	2,800.00	Reserve For Uncollected Taxes	253,000.00	1989 Taxes Cancelled, Abated or Adjusted	10,662.68
Environmental Inspection & Control	10,199.00	CAPITAL OUTLAY TOTAL	144,689.00	Transfer to Tax Title Liens or Foreclosed	
Other Public Safety		Public Enterprises		Balance Outstanding Dec. 31, 1989	226,445.97
PUBLIC WORKS		Recreation-Culture		PRIOR YEARS TAXES OUTSTANDING	
Streets and Drainage	100,000.00	Public Works	144,689.00	Balance January 1, 1989	224,099.73
Sewers and Sewage Processing		Buildings and Grounds		Collected in 1989	224,078.10
Garbage and Trash Disposal		Library and Education		Cancelled, Abated or Adjusted 1989	
Public Buildings and Grounds	30,000.00	Conservation		Transfers to Tax Title Liens or Foreclosed	
Other Public Works	87,134.00	All Other		Balance December 31, 1989	21.63
HEALTH and WELFARE		CAPITAL DEBT AUTHORIZED, DECEMBER 31, 1989		TAX TITLE LIENS OUTSTANDING	
Health Services Except Environmental	550.00	ISSUED AND UNISSUED		Balance January 1, 1989	29,838.43
Welfare-Public Assistance	12,100.00	School	1,479,381	Transfer From Taxes	
Hospital, Clinics, First Aid		Self-Liquidating		Redeemed in 1989	8,323.55
Animal, Insect, & Rodent Control	3,900.00	Other	621,250	Cancelled, Abated or Adjusted (1989)	
Other Welfare Services		Total	2,100,631	Transfers to Foreclosed Property	
RECREATION and CONSERVATION		ISSUED AND OUTSTANDING		Balance December 31, 1989	21,514.88
Beaches and Boardwalks		School	1,479,381.82	PROPERTY ACQUIRED BY DEED OR FORECLOSURE	
Parks, Playgrounds, Shade Trees		Self-Liquidating		Balance January 1, 1989	11,000.00
Land Reclamation & Conservation		Other	316,250.00	Transfers From Taxes or Liens	
Other Recreational Services	3,000.00	Total	1,795,631.82	Sale for Cash (1989)	
EDUCATION (excluding schools)		EQUALIZED VALUATION BASIS FOR NET DEBT COMPUTATION	98,472,464	Cancelled, Abated or Adjusted (1989)	
Libraries		REAL PROPERTY VALUATIONS		Balance December 31, 1989	11,000.00
Other Educational Services		Code Class # of Parcels % VAL'N ASSESSED VALUATION		CURRENT FINANCES DECEMBER 31, 1989	
STATUTORY EXPENDITURES		1 Vacant Land 345 3.19 4,046,100.00		ASSETS	
Pensions & F. L. C. A.	26,603.34	2 Residential 1222 75.41 95,760,000.00		Cash Dec. 31, 1989	1,216,558.00
Employee Fringe Benefits		3 Farm 602 15.39 20,820,300.00		Taxes Receivable	226,467.60
Other Statutory Expenditures		4a Commercial 48 5.01 6,365,800.00		Tax Title Liens	21,514.88
CETA And Other Public Employment Programs		4b Industrial		Foreclosed Property	11,000.00
MUNICIPAL FUNCTIONS TOTAL	590,830.34	4c Apartments		Emergencies & Other Deferred Charges	37,600.00
CAPITAL IMPROVEMENTS *MEMO*	4,000.00	Total	2217 126,992,200.00	State and Federal Aid Receivable	
DEBT SERVICE		Land Area 31.40 Sq. Miles		Other Receivables	10,185.89
Principal Payments	14,000.00	Net Valuation Taxable-Municipal	128,414,532	Total	1,523,326.37
Interest Payments	12,270.25	Net Valuation Taxable-County	101,199,290	LIABILITIES, RESERVES, AND SURPLUS	
DEFERRED CHARGES	17,843.41	State Equalized Valuation	110,482,765	Cash Liabilities	861,248.35
SCHOOL, COUNTY, SPECIAL DISTRICT TAXES	2,479,644.43	State Equalization Ratio	110.37	Reserves for Receivables	269,168.37
RESERVE FOR UNCOLLECTED TAXES	253,000.00			Surplus Dec. 31, 1989	392,909.65
EXPENDITURES TOTAL	3,357,644.43			Total	1,523,326.37

*Includes County Health Service Taxes, County Vocational School Taxes, or County Open Space Tax. See Table 13.

1106
 Population 1980 10,393
 Population 1990 11,593
 S & P Rating
 Moody Rating

General Tax Rate Per \$100. 2.90
 State Equalized Tax Rate 1.54

HOPEWELL TWP. - MERCER CO.
 Form of Government:
 Township Committee
 Number of Members on Governing Body - 5

PER CAPITA:
 Gross Debt 1,475.31
 Net Debt 635.41
 Debt Service 61.83
 Total Tax Levy 1,512.13
 Municipal Expenditures 492.30

PER CENT:
 Gross Debt 1.71
 Net Debt .74
 Tax Levy Collected 96.43
 Tax Levy Cancelled, Abated or Adjusted .26

EXPENDITURES		REVENUES-REALIZED		1989 PROPERTY TAX	
GENERAL GOVERNMENT				STATE EQUALIZED TAX RATE	
Governing Body & Public Boards	27,234.00	1989 Property Taxes Collected	1,073,293.33	Local District School Taxes	
Municipal Clerk	45,743.00	1989 Payments in Lieu of Taxes		Regional & Consolidated School Tax	.84
Financial Administration	61,639.00	Delinquent Tax & Lien Collections	995,416.78	School Taxes in Municipal Budget	
Assessment of Taxes	80,532.00	Business Personalty Replacement Taxes	277,737.40	County Taxes	.50
Collection of Taxes	71,322.00	Taxes from Public Utilities	1,176,536.00	County Library Taxes	.04
Planning, Housing & Development	113,756.00	Other Miscellaneous Tax Revenues		Local Municipal Purpose Taxes	.16
Human Resources	62,413.00	State Aid Revenues	78,291.64	Veteran & Senior Citizen Taxes	
Elections	5,325.00	Federal Aid Revenues		Total Taxes for Rate Computation	1.54
General Administration (other)	400,339.00	State and Local Fiscal Assistance Act Utilized		Special District Taxes	
JUDICIARY		Sale of Acquired Property		Bank Corp. Taxes	
Municipal Courts	124,237.00	Other Miscellaneous Revenues	1,137,314.23	Added and Omitted Taxes	472,613.43
PUBLIC SAFETY		Total	21,707,539.33	Total Taxes Levied - ABSTRACT	18,694,599.11
Fire Protection	184,664.00	Prior Years Surplus Appropriated	1,250,000.00	Total Taxes Billed	18,707,500.58
Police Protection	972,730.00	REVENUES TOTAL	22,957,569.33	1989 TAXES COLLECTED	18,039,293.83
Civil Defense & Disaster Control	6,395.00	Reserve For Uncollected Taxes	935,925.00	1989 Taxes Cancelled, Abated or Adjusted	46,902.65
Environmental Inspection & Control	112,431.00	CAPITAL OUTLAY TOTAL	1,611,217.55	Transfer to Tax Title Liens or Foreclosed	
Other Public Safety		Public Enterprises	635,840.33	Balance Outstanding Dec. 31, 1989	619,304.20
PUBLIC WORKS		Recreation-Culture		PRIOR YEARS TAXES OUTSTANDING	
Streets and Drainage	604,474.83	Public Works	30,618.66	Balance January 1, 1989	1,176,021.03
Sewers and Sewage Processing	102,400.00	Buildings and Grounds	944,753.51	Collected in 1989	996,416.78
Garbage and Trash Disposal		Library and Education		Cancelled, Abated or Adjusted 1989	4,830.47
Public Buildings and Grounds	245,608.00	Conservation		Transfers to Tax Title Liens or Foreclosed	
Other Public Works		All Other		Balance December 31, 1989	174,773.78
HEALTH and WELFARE		CAPITAL DEBT AUTHORIZED, DECEMBER 31, 1989		TAX TITLE LIENS OUTSTANDING	
Health Services Except Environmental	115,143.03	ISSUED AND UNISSUED		Balance January 1, 1989	
Welfare-Public Assistance	3,101.00	School	2,960,009	Transfer From Taxes	
Hospital, Clinics, First Aid		Self-Liquidating	3,450,000	Redeemed in 1989	
Animal, Insect, & Rodent Control	100.00	Other	10,700,456	Cancelled, Abated or Adjusted (1989)	
Other Welfare Services		Total	17,110,465	Transfers to Foreclosed Property	
RECREATION and CONSERVATION		ISSUED AND OUTSTANDING		Balance December 31, 1989	
Beaches and Boardwalks		School	2,960,009.44	PROPERTY ACQUIRED BY DEED OR FORECLOSURE	
Parks, Playgrounds, Shade Trees	250.00	Self-Liquidating	3,450,000.00	Balance January 1, 1989	
Land Reclamation & Conservation	14,026.00	Other	10,614,706.00	Transfers From Taxes or Liens	
Other Recreational Services	3,900.00	Total	17,024,715.44	Sale for Cash (1989)	
EDUCATION (excluding schools)		EQUALIZED VALUATION BASIS FOR NET DEBT COMPUTATION	499,269,769	Cancelled, Abated or Adjusted (1989)	
Libraries		REAL PROPERTY VALUATIONS		Balance December 31, 1989	
Other Educational Services	560.00	Code Class # of Parcels % VAL'N ASSESSED VALUATION		CURRENT FINANCES DECEMBER 31, 1989	
STATUTORY EXPENDITURES		1 Vacant Land 655 3.94 23,997,900.00		ASSETS	
Pensions & F. L. C. A.	343,994.20	2 Residential 3413 67.34 410,232,760.00		Cash Dec. 31, 1989	7,842,645.29
Employee Fringe Benefits	293,514.52	3 Farm 960 10.10 61,532,350.00		Taxes Receivable	794,077.98
Other Statutory Expenditures	100.00	4a Commercial 119 5.34 32,554,650.00		Tax Title Liens	
CETA And Other Public Employment Programs		4b Industrial 27 13.09 79,748,750.00		Foreclosed Property	
MUNICIPAL FUNCTIONS TOTAL	4,013,646.68	4c Apartments 7 .19 1,168,700.00		Emergencies & Other Deferred Charges	189.67
CAPITAL IMPROVEMENTS *MEMO*	234,100.00	Total 5181		State and Federal Aid Receivable	154,220.44
DEBT SERVICE		Land Area 58.00 Sq. Miles		Other Receivables	290,070.62
Principal Payments	275,000.00	Net Valuation Taxable-Municipal	611,471,291	Total	9,081,204.00
Interest Payments	442,153.19	Net Valuation Taxable-County	1,083,007,735	LIABILITIES, RESERVES, AND SURPLUS	
DEFERRED CHARGES		State Equalized Valuation	1,149,355,575	Cash Liabilities	6,438,572.20
SCHOOL, COUNTY, SPECIAL DISTRICT TAXES	16,384,230.68	State Equalization Ratio	53.11	Reserves for Receivables	1,084,148.60
RESERVE FOR UNCOLLECTED TAXES	935,925.00			Surplus Dec. 31, 1989	1,558,483.20
EXPENDITURES TOTAL	22,089,959.83			Total	9,081,204.00

1319
 Population 1980 25,065
 Population 1990 36,927
 S & P Rating B33
 Moody Rating AAA

General Tax Rate Per \$100. 3.56
 State Equalized Tax Rate 1.51

HOWELL TOWNSHIP - MONMOUTH CO.
 Form of Government:
Township Committee
 Number of Members on Governing Body - 5

PER CAPITA:
 Gross Debt 952.15
 Net Debt 423.79
 Debt Service 40.94
 Total Tax Levy 916.65
 Municipal Expenditures 405.60

PER CENT:
 Gross Debt 2.09
 Net Debt .93
 Tax Levy Collected 94.56
 Tax Levy Cancelled, Abated or Adjusted

EXPENDITURES	REVENUES-REALIZED	1989 PROPERTY TAX
GENERAL GOVERNMENT		STATE EQUALIZED TAX RATE
Governing Body & Public Boards 30,295.00	1989 Property Taxes Collected 33,821,403.36	Local District School Taxes .67 14,590,841.50
Municipal Clerk 130,300.00	1989 Payments in Lieu of Taxes	Regional & Consolidated School Tax .29 6,346,254.65
Financial Administration 120,238.00	Delinquent Tax & Lien Collections 1,215,909.13	School Taxes in Municipal Budget
Assessment of Taxes 104,068.00	Business Personalty Replacement Taxes 240,647.40	County Taxes .39 * 8,473,013.83
Collection of Taxes 114,368.00	Taxes from Public Utilities 5,788,224.00	County Library Taxes .01 268,213.19
Planning, Housing & Development 209,633.00	Other Miscellaneous Tax Revenues	Local Municipal Purpose Taxes .14 3,080,942.01
Human Resources 259,556.50	State Aid Revenues 316,945.58	Veteran & Senior Citizen Taxes
Elections 5,800.00	Federal Aid Revenues	Total Taxes for Rate Computation 1.50 33,014,065.18
General Administration (other) 1,838,059.00	State and Local Fiscal Assistance Act Utilized	Special District Taxes 1,500,248.98
JUDICIARY	Sale of Acquired Property	Bank Corp. Taxes
Municipal Courts 231,814.10	Other Miscellaneous Revenues 2,644,077.83	Added and Omitted Taxes 1,477,886.09
PUBLIC SAFETY	Total 4,402,207.30	Total Taxes Levied - ABSTRACT 35,737,400.25
Fire Protection 213,440.00	Prior Years Surplus Appropriated 3,733,000.00	Total Taxes Billed 35,767,105.67
Police Protection 3,603,863.72	REVENUES TOTAL 47,810,207.30	1989 TAXES COLLECTED 33,821,403.36
Civil Defense & Disaster Control 4,050.00	Reserve For Uncollected Taxes 1,812,333.74	1989 Taxes Cancelled, Aboted or Adjusted
Environmental Inspection & Control 461,626.28	CAPITAL OUTLAY TOTAL 3,774,411.33	Transfer to Tax Title Liens or Foreclosed
Other Public Safety	Public Enterprises	Balance Outstanding Dec. 31, 1989 1,945,702.31
PUBLIC WORKS	Recreation-Culture 80,013.41	PRIOR YEARS TAXES OUTSTANDING
Streets and Drainage 409,742.20	Public Works 310,224.88	Balance January 1, 1989 1,158,257.44
Sewers and Sewage Processing 89,840.00	Buildings and Grounds 3,382,798.04	Collected in 1989 1,124,075.10
Garbage and Trash Disposal 122,000.00	Library and Education 1,375.00	Cancelled, Abated or Adjusted 1989
Public Buildings and Grounds 15,499.45	Conservation	Transfers to Tax Title Liens or Foreclosed
Other Public Works 1,734,659.00	All Other	Balance December 31, 1989 34,182.34
HEALTH and WELFARE	CAPITAL DEBT AUTHORIZED, DECEMBER 31, 1989	TAX TITLE LIENS OUTSTANDING
Health Services Except Environmental	ISSUED AND UNISSUED GROSS DEBT NET DEBT	Balance January 1, 1989 324,629.67
Welfare-Public Assistance 96,530.00	School 20,599,340	Transfer From Taxes
Hospital, Clinics, First Aid 3,000.00	Self-Liquidating 16,522,199 16,522,199	Redeemed in 1989 91,834.03
Animal, Insect, & Rodent Control	Other 37,121,539 16,522,199	Cancelled, Abated or Adjusted (1989)
Other Welfare Services	ISSUED AND OUTSTANDING	Transfers to Foreclosed Property
RECREATION and CONSERVATION	School 20,599,340.56	Balance December 31, 1989 232,795.64
Beaches and Boardwalks 2,465.00	Self-Liquidating 9,876,000.00	PROPERTY ACQUIRED BY DEED OR FORECLOSURE
Parks, Playgrounds, Shade Trees 193,739.94	Other 30,475,340.56	Balance January 1, 1989 253,300.00
Land Reclamation & Conservation 315,126.00	EQUALIZED VALUATION BASIS FOR NET DEBT COMPUTATION 1,777,904,497	Transfers From Taxes or Liens
Other Recreational Services	REAL PROPERTY VALUATIONS	Sale for Cash (1989)
EDUCATION (excluding schools)	Code Class # of Parcels % VAL'N ASSESSED VALUATION	Cancelled, Abated or Adjusted (1989)
Libraries 7,500.00	1 Vacant Land 2321 3.79 34,712,400.00	Balance December 31, 1989 253,300.00
Other Educational Services 23,900.00	2 Residential 11338 80.05 732,930,900.00	CURRENT FINANCES DECEMBER 31, 1989
STATUTORY EXPENDITURES	3 Farm 889 4.97 45,438,200.00	ASSETS
Pensions & F. L. C. A. 1,125,604.00	4a Commercial 294 9.09 83,179,600.00	Cash Dec. 31, 1989 8,366,916.85
Employee Fringe Benefits 550,500.00	4b Industrial 48 2.11 19,299,300.00	Taxes Receivable 1,979,884.65
Other Statutory Expenditures	4c Apartments 14890 915,560,400.00	Tax Title Liens 232,795.64
ETA And Other Public Employment Programs	Total 42.50	Foreclosed Property 253,300.00
MUNICIPAL FUNCTIONS TOTAL 12,073,517.19	Land Area 62.10 Sq. Miles	Emergencies & Other Deferred Charges 964,802.50
CAPITAL IMPROVEMENTS *MEMO* 108,000.00	Net Valuation Taxable-Municipal 921,156,023	State and Federal Aid Receivable 37,645.05
DEBT SERVICE	Net Valuation Taxable-County 1,989,516,422	Other Receivables 27,859.62
Principal Payments 892,000.00	State Equalized Valuation 2,159,855,388	Total 11,863,204.31
Interest Payments 703,976.49	State Equalization Ratio	LIABILITIES, RESERVES, AND SURPLUS
DEFERRED CHARGES 331,259.85		Cash Liabilities 5,684,828.90
SCHOOL, COUNTY, SPECIAL DISTRICT TAXES 31,178,572.15		Reserves for Receivables 2,493,839.91
RESERVE FOR UNCOLLECTED TAXES 1,812,333.74		Surplus Dec. 31, 1989 3,684,535.50
EXPENDITURES TOTAL 46,991,659.42		Total 11,863,204.31

*Includes County Health Service Taxes, County Vocational School Taxes, or County Open Space Tax. See Table 13.

Population 1980 2,829
 Population 1990 3,940
 S & P Rating
 Moody Rating

General Tax Rate Per \$100. 1.82
 State Equalized Tax Rate 1.92

INDEPENDENCE TOWNSHIP - WARREN CO.

Form of Government:

Township Committee

Number of Members on Governing Body - 5

PER CAPITA: Gross Debt 722.08 PER CENT: Gross Debt 1.42
 Net Debt 224.37 Net Debt .44
 Debt Service 37.26 Tax Levy Collected 93.86
 Total Tax Levy 1,220.88 Tax Levy Cancelled, Abated
 Municipal Expenditures 353.34 or Adjusted 1.09

EXPENDITURES		REVENUES-REALIZED		1989 PROPERTY TAX	
GENERAL GOVERNMENT				STATE EQUALIZED TAX RATE	
Governing Body & Public Boards		1989 Property Taxes Collected	4,527,578.90	Local District School Taxes	1.03 2,472,052.00
Municipal Clerk		1989 Payments in Lieu of Taxes	24,672.00	Regional & Consolidated School Tax	
Financial Administration	18,250.00	Delinquent Tax & Lien Collections	125,586.72	School Taxes in Municipal Budget	
Assessment of Taxes	20,555.00	Business Penalty Replacement Taxes	29,051.48	County Taxes	.57 1,374,330.31
Collection of Taxes	17,634.00	Taxes from Public Utilities	123,850.00	County Library Taxes	.03 64,897.30
Planning, Housing & Development	25,120.00	Other Miscellaneous Tax Revenues		Local Municipal Purpose Taxes	.29 697,269.56
Human Resources	42,244.00	State Aid Revenues	23,683.95	Veteran & Senior Citizen Taxes	
Elections		Federal Aid Revenues		Total Taxes far Rate Computation	1.92 4,633,699.67
General Administration (other)	295,529.54	State and Local Fiscal Assistance Act Utilized	154.73	Special District Taxes	
JUDICIARY		Sale of Acquired Property		Bank Corp. Taxes	
Municipal Courts	21,914.00	Other Miscellaneous Revenues	376,977.21	Added and Omitted Taxes	
PUBLIC SAFETY		Total	5,236,500.19	Total Taxes Levied - ABSTRACT	4,810,269.71
Fire Protection	6,354.21	Prior Years Surplus Appropriated	205,000.00	Total Taxes Billed	4,823,573.46
Police Protection	159,138.00	REVENUES TOTAL	5,441,550.19	1989 TAXES COLLECTED	4,527,573.90
Civil Defense & Disaster Control	3,800.00	Reserve For Uncollected Taxes	276,003.39	1989 Taxes Cancelled, Abated or Adjusted	52,442.02
Environmental Inspection & Control	52,020.00	CAPITAL OUTLAY TOTAL	66,382.15	Transfer to Tax Title Liens or Foreclosed	43,736.42
Other Public Safety		Public Enterprises		Balance Outstanding Dec. 31, 1989	199,321.12
PUBLIC WORKS		Recreation-Culture	32.24	PRIOR YEARS TAXES OUTSTANDING	
Streets and Drainage	104,246.00	Public Works	55,848.24	Balance January 1, 1989	143,581.53
Sewers and Sewage Processing		Buildings and Grounds	10,501.67	Collected in 1989	113,616.31
Gorbage and Trash Disposal	19,574.00	Library and Education		Cancelled, Abated or Adjusted 1989	.42
Public Buildings and Grounds	17,059.00	Conservation		Transfers to Tax Title Liens or Foreclosed	29,964.30
Other Public Works		All Other		Balance December 31, 1989	
HEALTH and WELFARE		CAPITAL DEBT AUTHORIZED, DECEMBER 31, 1989		TAX TITLE LIENS OUTSTANDING	
Health Services Except Environmental	6,115.00	ISSUED AND UNISSUED		Balance January 1, 1989	20,087.96
Welfare-Public Assistance	100.00	School	1,951,000	Transfer From Taxes	77,831.15
Hospital, Clinics, First Aid		Self-Liquidating		Redeemed in 1989	11,969.91
Animal, Insect, & Rodent Control		Other	334,000	Cancelled, Abated or Adjusted (1989)	
Other Welfare Services		Total	2,345,000	Transfers to Foreclosed Property	
RECREATION and CONSERVATION		ISSUED AND OUTSTANDING		Balance December 31, 1989	85,949.20
Beaches and Boardwalks		School		PROPERTY ACQUIRED BY DEED OR FORECLOSURE	
Parks, Playgrounds, Shode Trees		Self-Liquidating		Balance January 1, 1989	2,240.00
Land Reclamation & Conservation	4,400.00	Other	752,000.00	Transfers From Taxes or Liens	
Other Recreational Services	36,914.00	Total	782,000.00	Sale for Cash (1989)	
EDUCATION (excluding schools)		EQUALIZED VALUATION BASIS		Cancelled, Abated or Adjusted (1989)	
Libraries		FOR NET DEBT COMPUTATION	200,413,830	Balance December 31, 1989	2,240.00
Other Educational Services		REAL PROPERTY VALUATIONS		CURRENT FINANCES DECEMBER 31, 1989	
STATUTORY EXPENDITURES		Code Class # of Parcels % VAL'N ASSESSED VALUATION		ASSETS	
Pensions & F. L. C. A.	57,241.00	1 Vacant Land 377 14.36 36,318,140.00		Cash Dec. 31, 1989	1,803,098.09
Employee Fringe Benefits	11,000.00	2 Residential 1075 69.79 175,255,400.00		Taxes Receivable	199,821.12
Other Statutory Expenditures		3 Farm 225 5.79 14,617,330.00		Tax Title Liens	85,949.20
CETA And Other Public Employment Programs		4a Commercial 43 4.22 10,501,620.00		Foreclosed Property	2,240.00
MUNICIPAL FUNCTIONS TOTAL	919,917.33	4b Industrial 4 1.77 3,455,200.00		Emergencies & Other Deferred Charges	151,448.33
CAPITAL IMPROVEMENTS *MEMO*	50,000.00	4c Apartments 2 4.77 12,513,400.00		State and Federal Aid Receivable	414.05
DEBT SERVICE		Total 1742 Land Area 20.10 Sq. Miles		Other Receivables	37,904.71
Principal Payments	30,000.00	Net Valuation Taxable-Municipal	253,975,727	Total	2,280,875.50
Interest Payments	66,800.00	Net Valuation Taxable-County	221,529,167	LIABILITIES, RESERVES, AND SURPLUS	
DEFERRED CHARGES		State Equalized Valuation	241,017,205	Cash Liabilities	1,432,692.83
SCHOOL, COUNTY, SPECIAL DISTRICT TAXES	3,911,760.11	State Equalization Ratio	105.40	Reserves for Receivables	325,915.03
RESERVE FOR UNCOLLECTED TAXES	276,003.39			Surplus Dec. 31, 1989	522,261.64
EXPENDITURES TOTAL	5,303,229.79			Total	2,280,875.50

1320
 Population 1980 1,037
 Population 1990 910
 S & P Rating
 Moody Rating

General Tax Rate Per \$100. 1.15
 State Equalized Tax Rate 1.02

INTERLAKEN BOROUGH - MONMOUTH CO.
 Form of Government:
Borough Council
 Number of Members on Governing Body - 6

PER CAPITA:
 Gross Debt 490.25
 Net Debt 490.25
 Debt Service 122.87
 Total Tax Levy 1,330.77
 Municipal Expenditures 1,047.46

PER CENT:
 Gross Debt .47
 Net Debt .47
 Tax Levy Collected 97.27
 Tax Levy Cancelled, Abated or Adjusted

EXPENDITURES	REVENUES-REALIZED	1989 PROPERTY TAX	
GENERAL GOVERNMENT		STATE EQUALIZED TAX RATE 1.02	
Governing Body & Public Boards		Local District School Taxes	113,895.00
Municipal Clerk		Regional & Consolidated School Tax	
Financial Administration	5,500.00	School Taxes in Municipal Budget	
Assessment of Taxes	4,400.00	County Taxes	385,796.04
Collection of Taxes	10,000.00	County Library Taxes	12,411.47
Planning, Housing & Development	9,500.00	Local Municipal Purpose Taxes	698,539.29
Human Resources		Veteran & Senior Citizen Taxes	7,900.00
Elections	1,748.00	Total Taxes for Rate Computation	1,218,541.80
General Administration (other)	97,033.98	Special District Taxes	
UDICIARY		Bank Corp. Taxes	
Municipal Courts	9,855.00	Added and Omitted Taxes	356.20
PUBLIC SAFETY		Total Taxes Levied - ABSTRACT	1,210,998.00
Fire Protection	42,096.69	Total Taxes Billed	1,211,472.81
Police Protection	137,100.60	1989 TAXES COLLECTED	1,178,379.19
Civil Defense & Disaster Control	105.00	1989 Taxes Cancelled, Abated or Adjusted	
Environmental Inspection & Control	4,155.00	Transfer to Tax Title Liens or Foreclosed	
Other Public Safety		Balance Outstanding Dec. 31, 1989	33,093.62
PUBLIC WORKS		PRIOR YEARS TAXES OUTSTANDING	
Streets and Drainage	72,650.92	Balance January 1, 1989	25,952.26
Sewers and Sewage Processing	57,360.00	Collected in 1989	25,952.24
Garbage and Trash Disposal	102,400.00	Cancelled, Abated or Adjusted 1989	
Public Buildings and Grounds	7,500.00	Transfers to Tax Title Liens or Foreclosed	
Other Public Works		Balance December 31, 1989	.02
HEALTH and WELFARE		TAX TITLE LIENS OUTSTANDING	
Health Services Except Environmental	7,346.00	Balance January 1, 1989	
Welfare-Public Assistance	400.00	Transfer From Taxes	
Hospital, Clinics, First Aid		Redeemed in 1989	
Animal, Insect, & Rodent Control		Cancelled, Abated or Adjusted (1989)	
Other Welfare Services		Transfers to Foreclosed Property	
RECREATION and CONSERVATION		Balance December 31, 1989	
Beaches and Boardwalks		PROPERTY ACQUIRED BY DEED OR FORECLOSURE	
Parks, Playgrounds, Shade Trees	26,435.60	Balance January 1, 1989	11,700.00
Land Reclamation & Conservation	26,535.30	Transfers From Taxes or Liens	
Other Recreational Services		Sale for Cash (1989)	
EDUCATION (excluding schools)		Cancelled, Abated or Adjusted (1989)	
Libraries	2,500.00	Balance December 31, 1989	11,700.00
Other Educational Services		CURRENT FINANCES DECEMBER 31, 1989	
STATUTORY EXPENDITURES		ASSETS	
Pensions & F. L. C. A.	46,622.24	Cash Dec. 31, 1989	305,346.44
Employee Fringe Benefits	52,100.00	Taxes Receivable	33,093.64
Other Statutory Expenditures	3,299.00	Tax Title Liens	
ETA And Other Public Employment Programs		Foreclosed Property	11,700.00
MUNICIPAL FUNCTIONS	769,633.33	Emergencies & Other Deferred Charges	34,393.15
CAPITAL IMPROVEMENTS	5,000.00	State and Federal Aid Receivable	
DEBT SERVICE		Other Receivables	3,364.83
Principal Payments	90,000.00	Total	387,898.06
Interest Payments	21,810.13	LIABILITIES, RESERVES, AND SURPLUS	
DEFERRED CHARGES	9,322.00	Cash Liabilities	94,027.47
SCHOOL, COUNTY, SPECIAL DISTRICT TAXES	512,102.51	Reserves for Receivables	48,158.47
RESERVE FOR UNCOLLECTED TAXES	61,874.02	Surplus Dec. 31, 1989	245,712.12
EXPENDITURES	1,465,291.99	Total	387,898.06

*Includes County Health Service Taxes, County Vacational School Taxes, or County Open Space Tax. See Table 13.

Population 1980 61,493
 Population 1990 61,013
 S & P Rating
 Moody Rating AAA

General Tax Rate Per \$100. 14.14
 State Equalized Tax Rate 3.25

IRVINGTON TOWNSHIP - ESSEX COUNTY
 Form of Government:
 Mayor-Council Plan D (OMCL 50)
 Number of Members on Governing Body - 7

PER CAPITA:
 Grass Debt 254.33 Gross Debt 1.43
 Net Debt 183.13 Net Debt 1.03
 Debt Service 41.54 Tax Levy Collected 93.75
 Total Tax Levy 707.54 Tax Levy Cancelled, Abated
 Municipal Expenditures 676.04 or Adjusted .29

EXPENDITURES		REVENUES-REALIZED		1989 PROPERTY TAX	
GENERAL GOVERNMENT		REVENUES-REALIZED		STATE EQUALIZED TAX RATE	
Governing Body & Public Boards	239,626.00	1989 Property Taxes Collected	40,504,747.08	Local District School Taxes	0.75 12,575,631.00
Municipal Clerk	111,034.00	1989 Payments in Lieu of Taxes	289,737.56	Regional & Consolidated School Tax	
Financial Administration	573,073.00	Delinquent Tax & Lien Collections	1,226,976.33	School Taxes in Municipal Budget	
Assessment of Taxes	133,311.00	Business Personalty Replacement Taxes	724,901.00	County Taxes	0.55 7,291,262.89
Collection of Taxes	242,552.00	Taxes from Public Utilities	2,178,319.00	County Library Taxes	
Planning, Housing & Development	150,502.00	Other Miscellaneous Tax Revenues		Local Municipal Purpose Taxes	1.75 23,258,729.81
Human Resources	1,245,002.26	State Aid Revenues	5,999,516.79	Veteron & Senior Citizen Taxes	203,350.00
Elections	13,110.00	Federal Aid Revenues		Total Taxes for Rote Computation	3.25 43,329,023.70
General Administration (other)	2,333,151.00	State and Local Fiscal Assistance Act Utilized		Special District Taxes	
JUDICIARY		Sale of Acquired Property		Bank Corp. Taxes	
Municipal Courts	568,925.85	Other Miscellaneous Revenues	5,662,804.49	Added and Omitted Taxes	47,286.56
PUBLIC SAFETY		Total	56,543,002.27	Total Taxes Levied - ABSTRACT	43,172,960.26
Fire Protection	5,334,006.91	Prior Years Surplus Appropriated	1,000,000.00	Total Taxes Billed	43,204,006.20
Police Protection	5,718,732.16	REVENUES TOTAL	57,543,002.27	1989 TAXES COLLECTED	40,504,747.08
Civil Defense & Disaster Central	11,645.00	Reserve For Uncollected Taxes	1,995,343.00	1989 Taxes Cancelled, Abated or Adjusted	126,983.21
Environmental Inspection & Control	244,772.00	CAPITAL OUTLAY TOTAL	1,542,273.47	Transfer to Tax Title Liens or Foreclosed	655,527.77
Other Public Safety	70,066.00	Public Enterprises		Balance Outstanding Dec. 31, 1989	1,906,748.14
PUBLIC WORKS		Recreation-Culture	36,761.35	PRIOR YEARS TAXES OUTSTANDING	
Streets and Drainage	1,965,305.00	Public Works	436,480.28	Balance January 1, 1989	1,157,505.35
Sewers and Sewage Processing	7,807,707.00	Buildings and Grounds	1,009,036.84	Collected in 1989	824,191.95
Gorbage and Trash Disposal	19,914.22	Library and Education		Cancelled, Abated or Adjusted 1989	15,637.02
Public Buildings and Grounds	874,956.00	Conservation		Transfers to Tax Title Liens or Foreclosed	287,911.68
Other Public Works		All Other		Balance December 31, 1989	29,764.70
HEALTH and WELFARE		CAPITAL DEBT AUTHORIZED, DECEMBER 31, 1989		TAX TITLE LIENS OUTSTANDING	
Health Services Except Environmental	453,547.00	ISSUED AND UNISSUED		Balance January 1, 1989	1,322,209.88
Welfare-Public Assistance	315,000.00	School	4,073,000	Transfer Fram Taxes	1,159,575.80
Hospital, Clinics, First Aid		Self-Liquidating		Redeemed in 1989	402,784.40
Animal, Insect, & Rodent Control		Other	11,479,325	Cancelled, Abated or Adjusted (1989)	14,926.96
Other Welfare Services	124,929.00	Total	15,552,325	Transfers to Foreclosed Property	
RECREATION and CONSERVATION		ISSUED AND OUTSTANDING		Balance December 31, 1989	2,064,074.32
Beaches and Boardwalks		School	4,073,000.00	PROPERTY ACQUIRED BY DEED OR FORECLOSURE	
Parks, Playgrounds, Shade Trees	207,637.00	Self-Liquidating		Balance January 1, 1989	145,000.00
Land Reclamation & Conservation	5,719.21	Other	11,233,725.47	Transfers Fram Taxes or Liens	
Other Recreational Services	182,873.00	Total	15,306,725.47	Sole for Cosh (1989)	
EDUCATION (excluding schools)		EQUALIZED VALUATION BASIS		Cancelled, Abated or Adjusted (1989)	
Libraries	471,000.00	FOR NET DEBT COMPUTATION	1,109,841,976	Balance December 31, 1989	145,000.00
Other Educational Services		REAL PROPERTY VALUATIONS		CURRENT FINANCES DECEMBER 31, 1989	
STATUTORY EXPENDITURES		Code Class # of Parcels % VAL'N		ASSETS	
Pensions & F. L. C. A.	3,566,229.00	1 Vacant Land 342 1.20	3,596,200.00	Cash Dec. 31, 1989	1,583,469.62
Employee Fringe Benefits	2,180,333.00	2 Residential 7939 58.63	175,944,500.00	Taxes Receivable	1,936,512.84
Other Statutory Expenditures		3 Farm 14.30	42,909,800.00	Tax Title Liens	2,064,074.32
CETA And Other Public Employment Programs		4a Commercial 638 7.33	23,487,900.00	Foreclosed Property	145,000.00
MUNICIPAL FUNCTIONS TOTAL	35,732,917.61	4b Industrial 190 18.04	54,129,100.00	Emergencies & Other Deferred Charges	5,188,458.38
CAPITAL IMPROVEMENTS * MEMO *	60,000.00	Total 9470	300,067,500.00	State and Federal Aid Receivable	654,314.81
DEBT SERVICE		Land Area 2.80 Sq. Miles		Other Receivables	4,612,271.62
Principal Payments	1,414,220.93	Net Valuation Taxable-Municipal	305,098,100	LIABILITIES, RESERVES, AND SURPLUS	
Interest Payments	1,120,234.96	Net Valuation Taxable-County	1,134,331,759	Cash Liabilities	6,591,844.83
DEFERRED CHARGES		State Equalized Valuation	1,309,104,916	Reserves for Receivables	8,757,858.78
SCHOOL, COUNTY, SPECIAL DISTRICT TAXES	19,866,943.89	State Equalization Ratio	23.01	Surplus Dec. 31, 1989	834,397.98
RESERVE FOR UNCOLLECTED TAXES	1,995,343.00			Total	16,184,101.59
EXPENDITURES TOTAL	61,117,722.51				

1510
 Population 1980 1,575
 Population 1990 1,473
 A & P Rating
 Moody Rating

General Tax Rate Per \$100. 3.10
 State Equalized Tax Rate 1.51

ISLAND HEIGHTS BOROUGH - OCEAN CO.

Form of Government:

Small Municipality Plan A (OMCL 50)

Number of Members on Governing Body - 7

PER CAPITA:

Gross Debt 632.91
 Net Debt 286.05
 Debt Service 34.29
 Total Tax Levy 1,336.95
 Municipal Expenditures 591.79

PER CENT:

Gross Debt .87
 Net Debt .39
 Tax Levy Collected 93.76
 Tax Levy Cancelled, Abated or Adjusted

EXPENDITURES	REVENUES-REALIZED	CAPITAL OUTLAY		CAPITAL DEBT AUTHORIZED, DECEMBER 31, 1989		REAL PROPERTY VALUATIONS		1989 PROPERTY TAX	1989 TAXES COLLECTED
GENERAL GOVERNMENT								STATE EQUALIZED TAX RATE	
Governing Body & Public Boards								Local District School Taxes .55	696,597.00
Municipal Clerk								Regional & Consolidated School Tax .29	371,587.17
Financial Administration	16,664.00	1989 Property Taxes Collected	1,842,642.34					School Taxes in Municipal Budget	
Assessment of Taxes	37,630.00	1989 Payments in Lieu of Taxes						County Taxes .35 *	441,142.16
Collection of Taxes	11,425.00	Delinquent Tax & Lien Collections	151,512.01					County Library Taxes .02	28,933.09
Planning, Housing & Development	32,800.00	Business Personalty Replacement Taxes	4,286.04					Local Municipal Purpose Taxes .30	381,100.00
Human Resources	22,558.79	Taxes from Public Utilities	91,348.99					Veteran & Senior Citizen Taxes	23,400.00
Elections	5,420.00	Other Miscellaneous Tax Revenues						Total Taxes for Rate Computation 1.51	1,942,759.42
General Administration (other)	113,575.00	State Aid Revenues	10,809.52					Special District Taxes	
JUDICIARY		Federal Aid Revenues						Bank Corp. Taxes	
Municipal Courts	12,451.00	State and Local Fiscal Assistance Act Utilized						Added and Omitted Taxes	45,962.85
PUBLIC SAFETY		State and Local Fiscal Assistance Act Utilized						Total Taxes Levied - ABSTRACT	1,965,322.27
Fire Protection	5,405.00	Sale of Acquired Property						Total Taxes Billed	1,965,322.27
Police Protection	122,762.00	Other Miscellaneous Revenues	117,481.21					1989 TAXES COLLECTED	1,842,642.34
Civil Defense & Disaster Control	800.00	Prior Years Surplus Appropriated	160,801.61					1989 Taxes Cancelled, Abated or Adjusted	
Environmental Inspection & Control	7,525.00	REVENUES TOTAL	2,378,881.72					Transfer to Tax Title Liens or Foreclosed	
Other Public Safety		Reserve For Uncollected Taxes	175,000.00					Balance Outstanding Dec. 31, 1989	122,679.93
PUBLIC WORKS		CAPITAL OUTLAY TOTAL	179,108.63					PRIOR YEARS TAXES OUTSTANDING	
Streets and Drainage	39,690.00	Public Enterprises	81,172.92					Balance January 1, 1989	158,434.26
Sewers and Sewage Processing		Recreation-Culture						Collected in 1989	151,512.01
Garbage and Trash Disposal	110,000.00	Public Works	86,761.12					Cancelled, Abated or Adjusted 1989	
Public Buildings and Grounds	3,650.00	Buildings and Grounds	11,174.59					Transfers to Tax Title Liens or Foreclosed	
Other Public Works	6,500.00	Library and Education						Balance December 31, 1989	6,922.25
HEALTH and WELFARE		Conservation						TAX TITLE LIENS OUTSTANDING	
Health Services Except Environmental	1,250.00	All Other						Balance January 1, 1989	114.25
Welfare-Public Assistance	490.00							Transfer From Taxes	
Hospital, Clinics, First Aid								Redeemed in 1989	
Animal, Insect, & Rodent Control								Cancelled, Abated or Adjusted (1989)	
Other Welfare Services								Transfers to Foreclosed Property	
CREATION and CONSERVATION								Balance December 31, 1989	114.25
Beaches and Boardwalks	10,600.00							PROPERTY ACQUIRED BY DEED OR FORECLOSURE	
Parks, Playgrounds, Shade Trees	6,900.00							Balance January 1, 1989	
Land Reclamation & Conservation	10.00							Transfers From Taxes or Liens	
Other Recreational Services	3,100.00							Sale for Cash (1989)	
EDUCATION (excluding schools)								Cancelled, Abated or Adjusted (1989)	
Libraries	700.00							Balance December 31, 1989	
Other Educational Services								CURRENT FINANCES DECEMBER 31, 1989	
STATUTORY EXPENDITURES								ASSETS	
Pensions & F. I. C. A.	29,095.46							Cash Dec. 31, 1989	420,869.02
Employee Fringe Benefits	11,600.00							Taxes Receivable	129,602.18
Other Statutory Expenditures	4,971.21							Tax Title Liens	114.25
ETA And Other Public Employment Programs								Foreclosed Property	
MUNICIPAL FUNCTIONS TOTAL	622,622.46							Emergencies & Other Deferred Charges	67,387.47
CAPITAL IMPROVEMENTS *MEMO*								State and Federal Aid Receivable	262.38
DEBT SERVICE								Other Receivables	23,802.39
Principal Payments	33,499.35							Total	642,037.69
Interest Payments	11,899.92							LIABILITIES, RESERVES, AND SURPLUS	
DEFERRED CHARGES								Cash Liabilities	305,528.45
SCHOOL, COUNTY, SPECIAL DISTRICT TAXES	1,538,259.42							Reserves for Receivables	153,518.82
RESERVE FOR UNCOLLECTED TAXES	175,000.00							Surplus Dec. 31, 1989	182,990.42
EXPENDITURES TOTAL	2,408,191.74							Total	642,037.69

*Includes County Health Service Taxes, County Vocational School Taxes, or County Open Space Tax. See Table 13.

1511
 Population 1980 25,644
 Population 1990 33,233
 S & P Rating
 Moody Rating BAA

General Tax Rate Per \$100. 2.01
 State Equalized Tax Rate 1.99

JACKSON TOWNSHIP - OCEAN COUNTY
 Form of Government:
 Township Committee
 Number of Members on Governing Body - 5

PER CAPITA: PER CENT:
 Gross Debt 1,337.45 Gross Debt 3.44
 Net Debt 436.80 Net Debt 1.12
 Debt Service 41.31 Tax Levy Collected 89.82
 Total Tax Levy 1,004.68 Tax Levy Cancelled, Abated
 Municipal Expenditures 455.16 or Adjusted .88

EXPENDITURES		REVENUES-REALIZED		1989 PROPERTY TAX	
GENERAL GOVERNMENT		REVENUES-REALIZED		STATE EQUALIZED TAX RATE	
Governing Body & Public Boords		1989 Property Taxes Collected	30,006,521.86	Local District School Taxes	1.10 17,076,690.82
Municipal Clerk		1989 Payments in Lieu of Taxes	15,182.00	Regional & Consolidated School Tax	
Financial Administration	148,662.56	Delinquent Tax & Lien Collections	2,169,327.13	School Taxes in Municipal Budget	
Assessment of Taxes	491,175.19	Business Personality Replacement Taxes	128,909.68	County Taxes	.35 * 5,458,361.53
Collection of Taxes	196,032.02	Taxes from Public Utilities	1,706,164.00	County Library Taxes	.02 358,059.22
Planning, Housing & Development	223,855.78	Other Miscellaneous Tax Revenues		Local Municipal Purpose Taxes	.52 8,129,000.00
Human Resources	89,919.13	State Aid Revenues	517,817.02	Veteran & Senior Citizen Taxes	
Elections	5,139.67	Federal Aid Revenues		Total Taxes for Rate Computation	1.99 31,206,961.57
General Administration (other)	1,559,432.44	State and Local Fiscal Assistance Act Utilized		Special District Taxes	1,350,056.87
JUDICIARY		Sole of Acquired Property		Bank Corp. Taxes	
Municipal Courts	119,531.47	Other Miscellaneous Revenues	1,900,630.43	Added and Omitted Taxes	1,010,441.23
PUBLIC SAFETY		Total	35,444,551.12	Total Taxes Levied - ABSTRACT	33,383,609.67
Fire Protection		Prior Years Surplus Appropriated	324,722.14	Total Taxes Billed	33,403,424.28
Police Protection	3,056,959.24	REVENUES TOTAL	36,769,279.26	1989 TAXES COLLECTED	30,006,521.86
Civil Defense & Disaster Control	6,950.00	Reserve For Uncollected Taxes	2,777,000.00	1989 Taxes Cancelled, Abated or Adjusted	292,729.17
Environmental Inspection & Control	310,840.55	CAPITAL OUTLAY TOTAL	2,070,632.61	Transfer to Tax Title Liens or Foreclosed	53,759.30
Other Public Safety		Public Enterprises		Balance Outstanding Dec. 31, 1989	3,055,493.95
PUBLIC WORKS		Recreation-Culture	174,549.24	PRIOR YEARS TAXES OUTSTANDING	
Streets and Drainage	464,850.00	Public Works	1,409,834.01	Balance January 1, 1989	2,832,189.07
Sewers and Sewage Processing	37,000.00	Buildings and Grounds	486,299.35	Collected in 1989	2,098,233.55
Garbage and Trash Disposal	347,000.00	Library and Education		Cancelled, Abated or Adjusted 1989	99,560.79
Public Buildings and Grounds	334,929.56	Conservation		Transfers to Tax Title Liens or Foreclosed	70,297.45
Other Public Works	941,960.35	All Other		Balance December 31, 1989	564,097.23
HEALTH and WELFARE		CAPITAL DEBT AUTHORIZED, DECEMBER 31, 1989		TAX TITLE LIENS OUTSTANDING	
Health Services Except Environmental	67,155.95	ISSUED AND UNISSUED		Balance January 1, 1989	271,861.54
Welfare-Public Assistance	95,222.00	School	29,931,414	Transfer From Taxes	133,010.69
Hospital, Clinics, First Aid	42,600.00	Self-Liquidating	14,516,204	Redeemed in 1989	71,093.53
Animal, Insect, & Rodent Control	36,641.56	Other	44,447,619	Cancelled, Abated or Adjusted (1989)	
Other Welfare Services		Total	44,447,619	Transfers to Foreclosed Property	
RECREATION and CONSERVATION		ISSUED AND OUTSTANDING		Balance December 31, 1989	333,773.64
Beaches and Boardwalks		School	7,431,000.00	PROPERTY ACQUIRED BY DEED OR FORECLOSURE	
Parks, Playgrounds, Shade Trees	250.00	Self-Liquidating		Balance January 1, 1989	1,938,490.00
Land Reclamation & Conservation	397,234.10	Other	9,364,224.53	Transfers From Taxes or Liens	
Other Recreational Services	296,332.22	Total	16,845,224.53	Sale for Cash (1989)	
EDUCATION (excluding schools)		EQUALIZED VALUATION BASIS FOR NET DEBT COMPUTATION	1,291,640,614	Cancelled, Abated or Adjusted (1989)	
Libraries		REAL PROPERTY VALUATIONS		Balance December 31, 1989	1,938,490.00
Other Educational Services	855.00	Code Class # of Parcels % VAL'N ASSESSED VALUATION		CURRENT FINANCES DECEMBER 31, 1989	
STATUTORY EXPENDITURES		1 Vocant Land 3835 13.35 204,767,730.00		ASSETS	
Pensions & F. I. C. A.	911,646.92	2 Residential 8622 70.17 1,076,429,900.00		Cash Dec. 31, 1989	3,993,311.09
Employee Fringe Benefits	607,200.00	3 Farm 193 .64 7,980,280.00		Taxes Receivable	3,619,581.23
Other Statutory Expenditures	314.84	4a Commercial 173 12.74 199,533,000.00		Tax Title Liens	333,778.64
CETA And Other Public Employment Programs		4b Industrial 52 1.20 1,375,500.00		Foreclosed Property	1,938,490.00
MUNICIPAL FUNCTIONS TOTAL	10,792,246.45	4c Apartments 14 1.70 26,003,000.00		Emergencies & Other Deferred Charges	544,500.00
CAPITAL IMPROVEMENTS *MEMO*	137,000.00	Total 12890	1,534,014,410.00	State and Federal Aid Receivable	24,422.96
DEBT SERVICE		Land Area 100.30 Sq. Miles		Other Receivables	358,378.56
Principal Payments	588,957.47	Net Valuation Taxable-Municipal	1,542,457,372	Total	10,813,460.47
Interest Payments	783,776.04	Net Valuation Taxable-County	1,405,639,202	LIABILITIES, RESERVES, AND SURPLUS	
DEFERRED CHARGES		State Equalized Valuation	1,556,108,999	Cash Liabilities	4,194,339.62
SCHOOL, COUNTY, SPECIAL DISTRICT TAXES	24,243,159.44	State Equalization Ratio	.98.99	Reserves for Receivables	6,250,726.43
RESERVE FOR UNCOLLECTED TAXES	2,777,000.00			Surplus Dec. 31, 1989	367,394.42
EXPENDITURES TOTAL	39,309,533.40			Total	10,813,460.47

*Includes County Health Service Taxes, County Vocational School Taxes, or County Open Space Tax. See Table 13.

1208
 Population 1980 4,114
 Population 1990 5,294
 & P Rating
 Moody Rating BAA1

General Tax Rate Per \$100. 3.31
 State Equalized Tax Rate 2.04

JAMESBURG BOROUGH - MIDDLESEX CO.
 Form of Government:
Borough Council
 Number of Members on Governing Body - 6

PER CAPITA:
 Gross Debt 545.73
 Net Debt 332.29
 Debt Service 20.43
 Total Tax Levy 811.93
 Municipal Expenditures 401.68

PER CENT:
 Gross Debt 1.73
 Net Debt 1.05
 Tax Levy Collected 93.67
 Tax Levy Cancelled, Abated or Adjusted .11

EXPENDITURES		REVENUES-REALIZED		1989 PROPERTY TAX	
GENERAL GOVERNMENT		REVENUES-REALIZED		STATE EQUALIZED TAX RATE	
Governing Body & Public Boards		1989 Property Taxes Collected	4,033,666.84	Local District School Taxes	1.16
Municipal Clerk		1989 Payments in Lieu of Taxes	12,000.00	Regional & Consolidated School Tax	
Financial Administration	29,550.00	Delinquent Tax & Lien Collections	163,975.08	School Taxes in Municipal Budget	
Assessment of Taxes	24,070.00	Business Personalty Replacement Taxes	36,795.80	County Taxes	.40
Collection of Taxes	22,900.00	Taxes from Public Utilities	216,697.00	County Library Taxes	
Planning, Housing & Development	17,050.00	Other Miscellaneous Tax Revenues		Local Municipal Purpose Taxes	.48
Human Resources	38,531.04	State Aid Revenues	105,462.70	Veteran & Senior Citizen Taxes	
Elections	26,000.00	Federal Aid Revenues		Total Taxes for Rate Computation	2.04
General Administration (other)	250,400.00	State and Local Fiscal Assistance Act Utilized		Special District Taxes	
JUDICIARY		Sale of Acquired Property		Bank Corp. Taxes	
Municipal Courts	26,000.00	Other Miscellaneous Revenues	222,580.22	Added and Omitted Taxes	54,858.07
PUBLIC SAFETY		Total	4,791,177.64	Total Taxes Levied - ABSTRACT	4,298,341.15
Fire Protection	3,725.00	Prior Years Surplus Appropriated	457,000.00	Total Taxes Billed	4,306,117.25
Police Protection	392,525.78	REVENUES TOTAL	5,248,177.64	1989 TAXES COLLECTED	4,033,666.84
Civil Defense & Disaster Control		Reserve For Uncollected Taxes	360,152.81	1989 Taxes Cancelled, Abated or Adjusted	4,528.58
Civil Defense & Disaster Control		TOTAL	122,674.40	Transfer to Tax Title Liens or Foreclosed	1,038.45
Environmental Inspection & Control	36,335.00	CAPITAL OUTLAY		Balance Outstanding Dec. 31, 1989	266,883.38
Other Public Safety		TOTAL		PRIOR YEARS TAXES OUTSTANDING	
PUBLIC WORKS		Public Enterprises		Balance January 1, 1989	218,313.77
Streets and Drainage	130,535.00	Recreation-Culture		Collected in 1989	163,975.08
Sewers and Sewage Processing	145,850.77	Public Works	10,250.52	Cancelled, Abated or Adjusted 1989	
Garbage and Trash Disposal	243,000.00	Buildings and Grounds	112,423.83	Transfers to Tax Title Liens or Foreclosed	
Public Buildings and Grounds	3,000.00	Library and Education		Balance December 31, 1989	54,338.69
Other Public Works	9,300.00	Conservation		TAX TITLE LIENS OUTSTANDING	
HEALTH and WELFARE		All Other		Balance January 1, 1989	7,428.51
Health Services Except Environmental	6,837.00	CAPITAL DEBT AUTHORIZED, DECEMBER 31, 1989		Transfer From Taxes	1,038.45
Welfare-Public Assistance	4,300.00	ISSUED AND UNISSUED		Redeemed in 1989	
Hospital, Clinics, First Aid		School		Cancelled, Abated or Adjusted (1989)	
Animal, Insect, & Rodent Control	3,200.00	Self-Liquidating		Transfers to Foreclosed Property	
Other Welfare Services		Other	2,389,118	Balance December 31, 1989	8,466.96
RECREATION and CONSERVATION		Total	2,889,119	PROPERTY ACQUIRED BY DEED OR FORECLOSURE	
Beaches and Boardwalks		ISSUED AND OUTSTANDING		Balance January 1, 1989	21,500.00
Parks, Playgrounds, Shade Trees	500.00	School		Transfers From Taxes or Liens	
Land Reclamation & Conservation	19,700.00	Self-Liquidating		Sale for Cash (1989)	
Other Recreational Services	11,750.00	Other	2,275,000.00	Cancelled, Abated or Adjusted (1989)	
EDUCATION (excluding schools)		Total	2,275,000.00	Balance December 31, 1989	21,500.00
Libraries	47,985.00	EQUALIZED VALUATION BASIS FOR NET DEBT COMPUTATION		CURRENT FINANCES DECEMBER 31, 1989	
Other Educational Services		REAL PROPERTY VALUATIONS		ASSETS	
STATUTORY EXPENDITURES		Code Class # of Parcels % VAL'N ASSESSED VALUATION		Cash Dec. 31, 1989	3,270,640.40
Pensions & F. I. C. A.	23,125.00	1 Vacant Land 266 3.41 4,139,900.00		Taxes Receivable	321,222.07
Employee Fringe Benefits		2 Residential 1257 73.90 95,673,900.00		Tax Title Liens	8,466.96
Other Statutory Expenditures	1,000.00	3 Farm 79 11.05 13,393,700.00		Foreclosed Property	21,500.00
ETA And Other Public Employment Programs		4a Commercial 2 .20 971,300.00		Emergencies & Other Deferred Charges	19,375.00
MUNICIPAL FUNCTIONS		4b Industrial 13 5.34 7,083,100.00		State and Federal Aid Receivable	6,321.86
CAPITAL IMPROVEMENTS		Total 1617 121,266,900.00		Other Receivables	19,206.98
DEBT SERVICE		Land Area = .37 Sq. Miles		Total	3,666,733.27
Principal Payments	37,000.00	Net Valuation Taxable-Municipal	123,153,773	LIABILITIES, RESERVES, AND SURPLUS	
Interest Payments	71,144.25	Net Valuation Taxable-County	213,105,060	Cash Liabilities	2,496,779.93
DEFERRED CHARGES		State Equalized Valuation	193,817,666	Reserves for Receivables	370,396.01
SCHOOL, COUNTY, SPECIAL DISTRICT TAXES		State Equalization Ratio	61.53	Surplus Dec. 31, 1989	799,557.33
RESERVE FOR UNCOLLECTED TAXES				Total	3,666,733.27
EXPENDITURES					
TOTAL	5,405,864.23				

1414
 Population 1980 16,415
 Population 1990 17,325
 S & P Rating
 Moody Rating 3AA1

General Tax Rate Per \$100. 6.67
 State Equalized Tax Rate 1.55

JEFFERSON TOWNSHIP - MORRIS COUNTY

Form of Government:

Mayor-Council Plan E (OMCL 50)

Number of Members on Governing Body - 5

PER CAPITA: PER CENT:
 Gross Debt 616.60 Gross Debt 1.14
 Net Debt 216.48 Net Debt .40
 Debt Service 26.83 Tax Levy Collected 96.37
 Total Tax Levy 1,128.12 Tax Levy Cancelled, Abated
 Municipal Expenditures 413.18 or Adjusted .07

EXPENDITURES		REVENUES-REALIZED		1989 PROPERTY TAX	
GENERAL GOVERNMENT		REVENUES-REALIZED		STATE EQUALIZED TAX RATE	
Governing Body & Public Boards	141,106.00	1989 Property Taxes Collected	19,384,475.47	Local District School Taxes	1.01 11,256,712.13
Municipal Clerk		1989 Payments in Lieu of Taxes	2,979.37	Regional & Consolidated School Tax	
Financial Administration	301,653.00	Delinquent Tax & Lien Collections	541,177.36	School Taxes in Municipal Budget	
Assessment of Taxes	76,791.00	Business Personalty Replacement Taxes	63,152.50	County Taxes	.23 2,572,128.29
Collection of Taxes	124,126.00	Taxes from Public Utilities	1,254,912.00	County Library Taxes	
Planning, Housing & Development	54,447.00	Other Miscellaneous Tax Revenues		Local Municipal Purpose Taxes	.30 3,349,000.00
Human Resources	121,555.65	State Aid Revenues	167,042.17	Veteran & Senior Citizen Taxes	122,200.00
Elections		Federal Aid Revenues		Total Taxes for Rate Computation	1.54 17,300,040.47
General Administration (other)	1,066,154.00	State and Local Fiscal Assistance Act Utilized		Special District Taxes	2,580,400.00
JUDICIARY		State and Local Fiscal Assistance Act Utilized		Bank Corp. Taxes	
Municipal Courts	75,316.83	Sole of Acquired Property		Added and Omitted Taxes	350,443.77
PUBLIC SAFETY		Other Miscellaneous Revenues	905,021.44	Total Taxes Levied - ABSTRACT	20,106,684.24
Fire Protection	148,301.25	Total	22,918,600.37	Total Taxes Billed	20,113,883.29
Police Protection	1,595,603.00	Prior Years Surplus Appropriated	375,000.00	1989 TAXES COLLECTED	19,384,475.47
Civil Defense & Disaster Control	2,500.00	REVENUES TOTAL	23,793,600.37	1989 Taxes Cancelled, Abated or Adjusted	14,797.54
Environmental Inspection & Control	101,796.00	Reserve For Uncollected Taxes	777,570.61	Transfer to Tax Title Liens or Foreclosed	9,615.62
Other Public Safety		CAPITAL OUTLAY TOTAL	1,070,133.05	Balance Outstanding Dec. 31, 1989	704,794.65
PUBLIC WORKS		Public Enterprises	674,450.59	PRIOR YEARS TAXES OUTSTANDING	
Streets and Drainage	1,001,852.00	Recreation-Culture	693.92	Balance January 1, 1989	563,285.04
Sewers and Sewage Processing		Public Works	394,673.56	Collected in 1989	579,123.23
Garbage and Trash Disposal		Buildings and Grounds	1,008.90	Cancelled, Abated or Adjusted 1989	23,362.61
Public Buildings and Grounds	157,000.00	Library and Education		Transfers to Tax Title Liens or Foreclosed	799.20
Other Public Works		Conservation		Balance December 31, 1989	
HEALTH and WELFARE		All Other		TAX TITLE LIENS OUTSTANDING	
Health Services Except Environmental	187,975.00	CAPITAL DEBT AUTHORIZED, DECEMBER 31, 1989		Balance January 1, 1989	44,684.28
Welfare-Public Assistance	60,759.00	ISSUED AND UNISSUED		Transfer From Taxes	10,577.34
Hospital, Clinics, First Aid		School	1,497,000	Redeemed in 1989	2,054.13
Animal, Insect, & Rodent Control	37,436.00	Self-Liquidating	5,635,275	Cancelled, Abated or Adjusted (1989)	
Other Welfare Services	22,928.00	Other	3,358,700	Transfers to Foreclosed Property	
RECREATION and CONSERVATION		Total	10,990,975	Balance December 31, 1989	53,207.49
Beaches and Boardwalks		ISSUED AND OUTSTANDING		PROPERTY ACQUIRED BY DEED OR FORECLOSURE	
Parks, Playgrounds, Shade Trees		School	1,497,000.00	Balance January 1, 1989	429,000.00
Land Reclamation & Conservation	2,570.00	Self-Liquidating	5,635,275.00	Transfers From Taxes or Liens	
Other Recreational Services	51,297.00	Other	3,358,700.00	Sole for Cash (1989)	
EDUCATION (excluding schools)		Total	10,990,975.00	Cancelled, Abated or Adjusted (1989)	4,300.00
Libraries	139,066.00	EQUALIZED VALUATION BASIS FOR NET DEBT COMPUTATION	964,344,770	Balance December 31, 1989	424,700.00
Other Educational Services	3,400.00	REAL PROPERTY VALUATIONS		CURRENT FINANCES DECEMBER 31, 1989	
STATUTORY EXPENDITURES		Code Class # of Parcels % VAL'N ASSESSED VALUATION		ASSETS	
Pensions & F. I. C. A.	519,723.49	1 Vacant Land 1726 7.79 19,966,920.00		Cash Dec. 31, 1989	2,699,602.89
Employee Fringe Benefits		2 Residential 6277 35.07 218,102,900.00		Taxes Receivable	704,794.66
Other Statutory Expenditures		3 Farm 18 .24 616,000.00		Tox Title Liens	53,207.49
CETA And Other Public Employment Programs		4a Commercial 166 6.21 15,914,000.00		Foreclosed Property	424,700.00
MUNICIPAL FUNCTIONS TOTAL	6,022,756.30	4b Industrial 6 .20 518,600.00		Emergencies & Other Deferred Charges	350,000.00
CAPITAL IMPROVEMENTS *MEMO*	25,000.00	4c Apartments 7 .49 1,263,500.00		State and Federal Aid Receivable	4,033.78
DEBT SERVICE		Total 8200 256,331,920.00		Other Receivables	226,728.15
Principal Payments	268,775.00	Land Area 41.20 Sq. Miles		Total	4,463,066.97
Interest Payments	210,328.76	Net Valuation Taxable-Municipal	257,603,191	LIABILITIES, RESERVES, AND SURPLUS	
DEFERRED CHARGES	85,500.30	Net Valuation Taxable-County	1,164,276,180	Cash Liabilities	1,481,533.60
SCHOOL, COUNTY, SPECIAL DISTRICT TAXES	16,409,240.47	State Equalized Valuation	1,107,746,605	Reserves for Receivables	1,404,930.30
RESERVE FOR UNCOLLECTED TAXES	777,570.61	State Equalization Ratio	23.17	Surplus Dec. 31, 1989	1,576,603.07
EXPENDITURES TOTAL	23,774,171.44			Total	4,463,066.97

0905
 Population 1980 223,532
 Population 1990 223,537
 S & P Rating BBA+
 Moody Rating BAA1

General Tax Rate Per \$100. 3.16
 State Equalized Tax Rate 2.54

JERSEY CITY CITY - HUDSON COUNTY

Form of Government:

Mayor-Council Plan C (OMCL 50)

Number of Members on Governing Body - 9

PER CAPITA:
 Gross Debt 1,878.55
 Net Debt 519.88
 Debt Service 89.30
 Total Tax Levy 914.06
 Municipal Expenditures 1,026.92

PER CENT:
 Gross Debt 6.63
 Net Debt 1.83
 Tax Levy Collected 86.50
 Tax Levy Cancelled, Abated or Adjusted .98

EXPENDITURES	REVENUES-REALIZED	1989 PROPERTY TAX
GENERAL GOVERNMENT		STATE EQUALIZED TAX RATE
Governing Body & Public Boards 727,022.00	1989 Property Taxes Collected 180,740,571.00	Local District School Taxes .78 63,983,152.00
Municipal Clerk 455,459.00	1989 Payments in Lieu of Taxes 15,942,338.00	Regional & Consolidated School Tax
Financial Administration 2,103,834.00	Delinquent Tax & Lien Collections 8,198,272.00	School Taxes in Municipal Budget .04 3,173,196.00
Assessment of Taxes 346,736.00	Business Personalty Replacement Taxes 3,005,662.55	County Taxes .49 * 40,377,126.32
Collection of Taxes 647,113.00	Taxes from Public Utilities 31,883,572.00	County Library Taxes
Planning, Housing & Development 3,416,309.00	Other Miscellaneous Tax Revenues 39,623.14	Local Municipal Purpose Taxes 1.22 99,676,041.00
Human Resources 5,926,556.00	State Aid Revenues 34,003,882.57	Veteran & Senior Citizen Taxes 1,038,150.00
Elections 567,200.00	Federal Aid Revenues 575,125.00	Total Taxes for Rate Computation 2.53 208,247,665.32
General Administration (other) 20,893,144.83	State and Local Fiscal Assistance Act Utilized	Special District Taxes
JUDICIARY	Sale of Acquired Property	Bank Corp. Taxes
Municipal Courts 3,084,871.00	Other Miscellaneous Revenues 21,540,090.68	Added and Omitted Taxes 1,687,540.00
PUBLIC SAFETY	Total 300,934,641.94	Total Taxes Levied - ABSTRACT 208,897,055.32
Fire Protection 32,310,482.00	Prior Years Surplus Appropriated 8,922,616.00	Total Taxes Billed 208,938,484.00
Police Protection 43,804,040.00	REVENUES TOTAL 309,857,257.94	1989 TAXES COLLECTED 180,740,571.00
Civil Defense & Disaster Control 55,900.00	Reserve For Uncollected Taxes 17,652,437.00	1989 Taxes Cancelled, Abated or Adjusted 2,049,175.00
Environmental Inspection & Control 302,670.00	CAPITAL OUTLAY TOTAL 41,703,178.90	Transfer to Tax Title Liens or Foreclosed 7,125.00
Other Public Safety 143,650.00	Public Enterprises 12,138,064.38	Balance Outstanding Dec. 31, 1989 26,141,613.00
PUBLIC WORKS	Recreation-Culture 1,792,934.81	PRIOR YEARS TAXES OUTSTANDING
Streets and Drainage 7,634,047.00	Public Works 7,907,423.86	Balance January 1, 1989 18,140,452.00
Sewers and Sewage Processing 18,751,049.00	Buildings and Grounds 3,093,923.54	Collected in 1989 4,107,832.00
Garbage and Trash Disposal 1,013,679.00	Library and Education 14,770,832.31	Cancelled, Abated or Adjusted 1989 11,376,868.00
Public Buildings and Grounds 1,052,050.00	Conservation	Transfers to Tax Title Liens or Foreclosed 1,864,011.00
Other Public Works 1,052,050.00	All Other	Balance December 31, 1989 791,741.00
HEALTH and WELFARE	CAPITAL DEBT AUTHORIZED, DECEMBER 31, 1989	TAX TITLE LIENS OUTSTANDING
Health Services Except Environmental 7,776,704.00	ISSUED AND UNISSUED GROSS DEBT NET DEBT	Balance January 1, 1989 8,893,079.00
Welfare-Public Assistance 4,266,456.00	School 116,135,065	Transfer From Taxes 1,914,582.00
Hospital, Clinics, First Aid 53,032.00	Self-Liquidating 82,503,572	Redeemed in 1989 4,090,895.00
Animal, Insect, & Rodent Control 1,107,377.00	Other 230,679,140	Cancelled, Abated or Adjusted (1989) 318,562.00
Other Welfare Services 1,107,377.00	Total 429,317,777	Transfers to Foreclosed Property 6,398,204.00
RECREATION and CONSERVATION	ISSUED AND OUTSTANDING	Balance December 31, 1989 6,398,204.00
Beaches and Boardwalks 28,800.00	School 61,611,000.00	PROPERTY ACQUIRED BY DEED OR FORECLOSURE
Parks, Playgrounds, Shade Trees 64,235.00	Self-Liquidating 60,257,172.00	Balance January 1, 1989 13,694,527.00
Land Reclamation & Conservation 28,800.00	Other 178,480,845.00	Transfers From Taxes or Liens 953,000.00
Other Recreational Services 64,235.00	Total 300,349,017.00	Sale for Cash (1989) Cancelled, Abated or Adjusted (1989) Balance December 31, 1989 12,741,527.00
EDUCATION (excluding schools)	EQUALIZED VALUATION BASIS FOR NET DEBT COMPUTATION 6,475,578,656	CURRENT FINANCES DECEMBER 31, 1989
Libraries 4,111,111.00	REAL PROPERTY VALUATIONS	ASSETS
Other Educational Services 156,771.00	Code Class # of Parcels % VAL'N ASSESSED VALUATION	Cash Dec. 31, 1989 22,712,376.00
STATUTORY EXPENDITURES	1 Vacant Land 4856 8.61 559,696,700.00	Taxes Receivable 26,933,354.00
Pensions & F.L.C.A. 17,528,794.00	2 Residential 28616 42.62 2,770,603,260.00	Tax Title Liens 6,398,204.00
Employee Fringe Benefits 15,090,406.00	3 Farm 1,339,359,939.00	Foreclosed Property 12,741,527.00
Other Statutory Expenditures 2,000,000.00	4a Commercial 3630 20.60 1,090,709,820.00	Emergencies & Other Deferred Charges 9,034,754.00
META And Other Public Employment Programs	4b Industrial 962 16.78 740,413,300.00	State and Federal Aid Receivable 26,528.00
MUNICIPAL FUNCTIONS TOTAL 195,984,687.83	4c Apartments 1897 11.39 6,500,783,019.00	Other Receivables 10,357,163.00
CAPITAL IMPROVEMENTS *MEMO* 805,000.00	Total 39961 6,500,783,019.00	Total 88,203,906.00
DEBT SERVICE	Land Area 14.65 Sq. Miles	LIABILITIES, RESERVES, AND SURPLUS
Principal Payments 4,630,000.00	Net Valuation Taxable-Municipal 6,564,806,024	Cash Liabilities 34,809,644.00
Interest Payments 15,778,069.00	Net Valuation Taxable-County 6,881,680,788	Reserves for Receivables 51,605,248.00
TYPE I SCHL DEBT *MEMO 9,863,326.00	State Equalized Valuation 8,154,740,309	Surplus Dec. 31, 1989 1,789,014.00
DEFERRED CHARGES 642,985.00	State Equalization Ratio 80.38	Total 88,203,906.00
SCHOOL, COUNTY, SPECIAL DISTRICT TAXES RESERVE FOR UNCOLLECTED TAXES 17,652,437.00		
EXPENDITURES TOTAL 342,221,703.15		

1321
 Population 1980 10,613
 Population 1990 11,069
 S & P Rating
 Moody Rating 3AA

General Tax Rate Per \$100. 5.94
 State Equalized Tax Rate 2.14

KEANSBURG BOROUGH - MONMOUTH CO.
 Form of Government:
 Council-Manager Plan B (OMCL 50)
 Number of Members on Governing Body - 5

PER CAPITA:
 Gross Debt 363.17
 Net Debt 327.85
 Debt Service 39.29
 Total Tax Levy 625.16
 Municipal Expenditures 530.46
 PER CENT:
 Gross Debt 1.46
 Net Debt 1.32
 Tax Levy Collected 90.26
 Tax Levy Cancelled, Abated or Adjusted

EXPENDITURES		REVENUES-REALIZED		1989 PROPERTY TAX	
GENERAL GOVERNMENT				STATE EQUALIZED TAX RATE	
Governing Body & Public Boards	12,550.00	1989 Property Taxes Collected 6,246,089.36		Local District School Taxes 1.05	3,325,555.00
Municipal Clerk	41,754.00	1989 Payments in Lieu of Taxes 12,477.23		Regional & Consolidated School Tax	
Financial Administration		Delinquent Tax & Lien Collections 566,815.99		School Taxes in Municipal Budget	
Assessment of Taxes	160,413.00	Business Penalty Replacement Taxes 61,827.16		County Taxes .39 *	1,236,710.80
Collection of Taxes	63,425.00	Taxes from Public Utilities 344,636.00		County Library Taxes .01	39,181.62
Planning, Housing & Development	57,600.00	Other Miscellaneous Tax Revenues		Local Municipal Purpose Taxes .69	2,179,674.50
Human Resources	262,933.86	State Aid Revenues 635,217.26		Veteran & Senior Citizen Taxes	84,900.00
Elections	5,000.00	Federal Aid Revenues		Total Taxes for Rate Computation 2.14	6,868,021.92
General Administration (other)	547,124.00	State and Local Fiscal Assistance Act Utilized 9.62		Special District Taxes	
JUDICIARY		Sale of Acquired Property		Bank Corp. Taxes	
Municipal Courts	76,306.64	Other Miscellaneous Revenues 1,428,427.47		Added and Omitted Taxes 136,783.52	
PUBLIC SAFETY		Total 9,345,500.54		Total Taxes Levied - ABSTRACT 6,919,905.44	
Fire Protection	162,392.33	Prior Years Surplus Appropriated 333,325.07		Total Taxes Billed 6,919,905.44	
Police Protection	188,050.88	REVENUES TOTAL 9,678,825.66		1989 TAXES COLLECTED 6,246,089.86	
Civil Defense & Disaster Control	2,500.00	CAPITAL OUTLAY TOTAL 168,755.40		1989 Taxes Cancelled, Abated or Adjusted	
Environmental Inspection & Control	63,737.00	Public Enterprises		Transfer to Tax Title Liens or Foreclosed	
Other Public Safety		Recreation-Culture 32,578.00		Balance Outstanding Dec. 31, 1989 673,315.53	
PUBLIC WORKS		Public Works 83,726.26		PRIOR YEARS TAXES OUTSTANDING	
Streets and Drainage	1,344,235.62	Buildings and Grounds 52,451.14		Balance January 1, 1989 568,520.11	
Sewers and Sewage Processing		Library and Education		Collected in 1989 504,357.32	
Garbage and Trash Disposal	614,305.00	Conservation		Cancelled, Abated or Adjusted 1989	
Public Buildings and Grounds	153,129.00	All Other		Transfers to Tax Title Liens or Foreclosed	
Other Public Works	14,352.00	CAPITAL DEBT AUTHORIZED, DECEMBER 31, 1989		Balance December 31, 1989 64,162.79	
HEALTH and WELFARE		ISSUED AND UNISSUED		TAX TITLE LIENS OUTSTANDING	
Health Services Except Environmental	7,503.00	SCHOOL 136,000		Balance January 1, 1989 120,043.40	
Welfare-Public Assistance	46,000.00	Self-Liquidating 205,000		Transfer From Taxes	
Hospital, Clinics, First Aid		Other 3,628,946		Redeemed in 1989 62,458.67	
Animal, Insect, & Rodent Control		Total 4,019,946		Cancelled, Abated or Adjusted (1989)	
Other Welfare Services	7,656.00			Transfers to Foreclosed Property	
RECREATION and CONSERVATION		ISSUED AND OUTSTANDING		Balance December 31, 1989 57,584.73	
Beaches and Boardwalks		SCHOOL 186,000.00		PROPERTY ACQUIRED BY DEED OR FORECLOSURE	
Parks, Playgrounds, Shade Trees	12,500.00	Self-Liquidating 205,000.00		Balance January 1, 1989 548,100.00	
Land Reclamation & Conservation		Other 3,162,000.00		Transfers From Taxes or Liens	
Other Recreational Services	5,000.00	Total 3,553,000.00		Sale for Cash (1989)	
EDUCATION (excluding schools)		EQUALIZED VALUATION BASIS FOR NET DEBT COMPUTATION 275,765.957		Cancelled, Abated or Adjusted (1989)	
Libraries	11,001.00	REAL PROPERTY VALUATIONS		Balance December 31, 1989 548,100.00	
Other Educational Services		Code Class # of Parcels % VAL'N ASSESSED VALUATION		CURRENT FINANCES DECEMBER 31, 1989	
STATUTORY EXPENDITURES		1 Vacant Land 282 1.37 2,261,850.00		ASSETS	
Pensions & F. L. C. A.	300,076.63	2 Residential 2819 81.25 92,574,160.00		Cash Dec. 31, 1989 702,328.06	
Employee Fringe Benefits	385,471.00	3 Farm 129 11.15 12,709,400.00		Taxes Receivable 737,973.37	
Other Statutory Expenditures	3,600.00	4a Commercial 3 .18 210,200.00		Tax Title Liens 57,584.73	
CETA And Other Public Employment Programs		4c Apartments 53 5.42 6,172,700.00		Foreclosed Property 548,100.00	
MUNICIPAL FUNCTIONS TOTAL 4,564,235.96		Total 3291 113,927,310.00		Emergencies & Other Deferred Charges 284,432.22	
CAPITAL IMPROVEMENTS *M.E.M.J.* 23,000.00		Land Area .95 Sq. Miles		State and Federal Aid Receivable 125,093.02	
DEBT SERVICE		Net Valuation Taxable-Municipal 11,194,450		Other Receivables 355,274.97	
Principal Payments	190,000.00	Net Valuation Taxable-County 292,087,718		Total 2,315,780.37	
Interest Payments	244,873.95	State Equalized Valuation 316,463,389		LIABILITIES, RESERVES, AND SURPLUS	
DEFERRED CHARGES 76,202.96		State Equalization Ratio 36.03		Cash Liabilities 643,611.05	
SCHOOL, COUNTY, SPECIAL DISTRICT TAXES 4,603,447.42				Reserves for Receivables 1,698,938.07	
RESERVE FOR UNCOLLECTED TAXES 796,373.35				Surplus Dec. 31, 1989 473,237.25	
EXPENDITURES TOTAL 10,475,139.50				Total 2,815,786.37	

*Includes County Health Service Taxes, County Vacational School Taxes, or County Open Space Tax. See Table 13.

0907
 Population 1980 35,735
 Population 1990 34,874
 S & P Rating
 Moody Rating AAA

General Tax Rate Per \$100. 3.20
 State Equalized Tax Rate 1.60

KEARNY TOWN - HUDSON COUNTY

Form of Government:

Town Council

Number of Members on Governing Body - 9

PER CAPITA:
 Gross Debt 989.80 PER CENT: 1.92
 Net Debt 560.49 Gross Debt 1.09
 Debt Service 108.89 Net Debt 1.09
 Total Tax Levy 1,027.12 Tax Levy Collected 97.16
 Municipal Expenditures 979.98 Tax Levy Cancelled, Abated or Adjusted

EXPENDITURES	REVENUES-REALIZED	1989 PROPERTY TAX
GENERAL GOVERNMENT		STATE EQUALIZED TAX RATE
Governing Body & Public Boards		Local District School Taxes .82 18,305,743.19
Municipal Clerk		Regional & Consolidated School Tax
Financial Administration 384,415.00	1989 Property Taxes Collected 34,801,953.99	School Taxes in Municipal Budget .02 338,952.00
Assessment of Taxes 182,297.00	1989 Payments in Lieu of Taxes	County Taxes .47 * 10,528,116.76
Collection of Taxes 200,915.00	Delinquent Tax & Lien Collections 1,148,974.52	County Library Taxes
Planning, Housing & Development 65,680.00	Business Personalty Replacement Taxes 2,268,536.56	Local Municipal Purpose Taxes .29 6,478,347.00
Human Resources 213,097.00	Taxes from Public Utilities 14,025,626.00	Veteran & Senior Citizen Taxes 277,850.00
Elections 18,445.00	Other Miscellaneous Tax Revenues 2,293,106.00	Total Taxes for Rate Computation 1.60 35,929,008.95
General Administration (other) 951,114.00	State Aid Revenues 1,311,925.68	Special District Taxes
JUDICIARY	Federal Aid Revenues	Bank Corp. Taxes
Municipal Courts 640,471.00	State and Local Fiscal Assistance Act Utilized	Added and Omitted Taxes 168,551.69
PUBLIC SAFETY	Sale of Acquired Property	Total Taxes Levied - ABSTRACT 35,819,710.64
Fire Protection 5,664,577.00	Other Miscellaneous Revenues 6,584,795.45	Total Taxes Billed 35,819,710.64
Police Protection 6,263,621.00	Total 62,434,918.20	1989 TAXES COLLECTED 34,801,953.99
Civil Defense & Disaster Control 5,400.00	Prior Years Surplus Appropriated 12,000.00	1989 Taxes Cancelled, Abated or Adjusted
Environmental Inspection & Control 264,546.00	REVENUES TOTAL 62,446,918.20	Transfer to Tax Title Liens or Foreclosed 146,446.51
Other Public Safety 71,200.00	RESERVE FOR UNCOLLECTED TAXES 2,314,066.00	Balance Outstanding Dec. 31, 1989 871,310.14
PUBLIC WORKS	CAPITAL OUTLAY TOTAL 1,656,345.48	PRIOR YEARS TAXES OUTSTANDING
Streets and Drainage 1,295,964.00	Public Enterprises 16,286.00	Balance January 1, 1989 2,244,189.02
Sewers and Sewage Processing 2,531,344.00	Recreation-Culture	Collected in 1989 992,530.54
Garbage and Trash Disposal 1,002,425.00	Public Works 1,555,271.28	Cancelled, Abated or Adjusted 1989 82,615.00
Public Buildings and Grounds 231,021.00	Buildings and Grounds 84,738.20	Transfers to Tax Title Liens or Foreclosed
Other Public Works 40,000.00	Library and Education	Balance December 31, 1989 1,169,043.48
HEALTH and WELFARE	Conservation	TAX TITLE LIENS OUTSTANDING
Health Services Except Environmental 719,202.00	All Other	Balance January 1, 1989 185,544.91
Welfare-Public Assistance 125,000.00		Transfer From Taxes 146,446.51
Hospital, Clinics, First Aid	CAPITAL DEBT AUTHORIZED, DECEMBER 31, 1989	Cancelled, Abated or Adjusted (1989) 156,443.98
Animal, Insect, & Rodent Control	ISSUED AND UNISSUED GROSS DEBT NET DEBT	Transfers to Foreclosed Property
Other Welfare Services	School 4,577,000	Balance December 31, 1989 175,547.44
RECREATION and CONSERVATION	Self-Liquidating 2,800,424 2,030,424	PROPERTY ACQUIRED BY DEED OR FORECLOSURE
Beaches and Boardwalks	Other 27,141,000 17,516,000	Balance January 1, 1989 485,182.00
Parks, Playgrounds, Shade Trees 302,431.00	Total 34,518,424 19,546,424	Transfers From Taxes or Liens
Land Reclamation & Conservation 35,883.00	ISSUED AND OUTSTANDING	Sale for Cash (1989)
Other Recreational Services 726,988.00	School 950,000.00	Cancelled, Abated or Adjusted (1989)
EDUCATION (excluding schools)	Self-Liquidating 2,793,000.00	Balance December 31, 1989 485,182.00
Libraries 500,434.00	Other 26,736,000.00	CURRENT FINANCES DECEMBER 31, 1989
Other Educational Services 3,650.00	Total 30,479,000.00	ASSETS
STATUTORY EXPENDITURES	EQUALIZED VALUATION BASIS FOR NET DEBT COMPUTATION 1,795,550,014	Cash Dec. 31, 1989 13,119,522.31
Pensions & F.L.C.A. 3,141,078.61	REAL PROPERTY VALUATIONS	Taxes Receivable 2,040,353.62
Employee Fringe Benefits 2,106,000.00	Code Class # of Parcels % VAL'N ASSESSED VALUATION	Tax Title Liens 175,547.44
Other Statutory Expenditures 10,000.00	1 Vacant Land 226 1.34 20,294,400.00	Foreclosed Property 485,182.00
ETA And Other Public Employment Programs	2 Residential 6844 56.64 526,103,900.00	Emergencies & Other Deferred Charges 761,025.61
MUNICIPAL FUNCTIONS TOTAL 27,697,813.61	3 Farm 555 11.19 123,681,000.00	State and Federal Aid Receivable 25,401.51
CAPITAL IMPROVEMENTS *MEMO* 35,000.00	4a Commercial 216 27.45 303,491,400.00	Other Receivables 2,661,282.35
DEBT SERVICE	4b Industrial 135 2.38 31,879,700.00	Total 19,268,314.84
Principal Payments 1,440,000.00	4c Apartments 7976 1,105,450,400.00	LIABILITIES, RESERVES, AND SURPLUS
Interest Payments 2,357,593.44	Total 7976	Cash Liabilities 14,290,914.24
TYPE I SCHL DEBT *MEMO 402,443.00	Land Area 9.30 Sq. Miles	Reserves for Receivables 4,227,107.32
DEFERRED CHARGES 366,370.26	Net Valuation Taxable-Municipal 1,114,220,824	Surplus Dec. 31, 1989 750,293.28
SCHOOL, COUNTY, SPECIAL DISTRICT TAXES 29,172,311.95	Net Valuation Taxable-County 1,905,117,985	Total 19,268,314.84
RESERVE FOR UNCOLLECTED TAXES 2,314,066.00	State Equalized Valuation 2,219,696,277	
EXPENDITURES TOTAL 63,343,665.26	State Equalization Ratio 50.02	

* ABOVE DEBT SERVICE INCLUDES TYPE I SCHOOL DEBT

*Includes County Health Service Taxes, County Vocational School Taxes, or County Open Space Tax. See Table 13.

2003

Population 1980 8,221
 Population 1990 7,574
 S & P Rating
 Moody Rating

General Tax Rate Per \$100. 1.04
 State Equalized Tax Rate 1.63

KENILWORTH BOROUGH - UNION COUNTY

Form of Government:

Borough Council

Number of Members on Governing Body - 6

PER CAPITA: PER CENT:
 Gross Debt 515.30 Gross Debt .59
 Net Debt 451.85 Net Debt .52
 Debt Service 34.95 Tax Levy Collected 96.03
 Total Tax Levy 1,643.22 Tax Levy Cancelled, Abated
 Municipal Expenditures 671.35 or Adjusted .29

EXPENDITURES		REVENUES-REALIZED		1989 PROPERTY TAX	
GENERAL GOVERNMENT		REVENUES-REALIZED		STATE EQUALIZED TAX RATE 1.63	
Governing Body & Public Boards		1989 Property Taxes Collected	12,021,320.82	Local District School Taxes	.43 3,311,606.00
Municipal Clerk		1989 Payments in Lieu of Taxes		Regional & Consolidated School Tax	.42 3,248,481.90
Financial Administration		Delinquent Tax & Lien Collections	170,490.29	School Taxes in Municipal Budget	
Assessment of Taxes	3,220.00	Business Personalty Replacement Taxes	451,695.40	County Taxes	.36 2,788,087.02
Collection of Taxes	77,276.71	Taxes from Public Utilities	726,792.00	County Library Taxes	
Planning, Housing & Development	7,500.00	Other Miscellaneous Tax Revenues		Local Municipal Purpose Taxes	.40 3,065,100.00
Human Resources	63,835.00	State Aid Revenues	87,082.65	Veteran & Senior Citizen Taxes	133,350.00
Elections		Federal Aid Revenues		Total Taxes for Rate Computation	1.01 12,546,624.92
General Administration (other)	437,540.00	State and Local Fiscal Assistance Act Utilized		Special District Taxes	
JUDICIARY		Sale of Acquired Property		Bank Corp. Taxes	
Municipal Courts	48,132.70	Other Miscellaneous Revenues	738,402.00	Added and Omitted Taxes	32,505.63
PUBLIC SAFETY				Total Taxes Levied - ABSTRACT	12,445,780.55
Fire Protection	150,307.00	Prior Years Surplus Appropriated	230,000.00	Total Taxes Billed	12,518,458.70
Police Protection	971,310.53	REVENUES TOTAL	14,475,763.15	1989 TAXES COLLECTED	12,021,320.82
Civil Defense & Disaster Control	3,500.00	Reserve For Uncollected Taxes	435,299.64	1989 Taxes Cancelled, Abated or Adjusted	111,073.93
Environmental Inspection & Control	24,250.00	CAPITAL OUTLAY TOTAL	539,327.77	Transfer to Tax Title Liens or Foreclosed	13,596.44
Other Public Safety				Balance Outstanding Dec. 31, 1989	372,467.51
PUBLIC WORKS		Public Enterprises		PRIOR YEARS TAXES OUTSTANDING	
Streets and Drainage	373,900.00	Recreation-Culture		Balance January 1, 1989	305,368.24
Sewers and Sewage Processing	287,330.00	Public Works	438,993.05	Collected in 1989	170,490.29
Garbage and Trash Disposal	734,600.00	Buildings and Grounds	100,334.71	Cancelled, Abated or Adjusted 1989	2,579.75
Public Buildings and Grounds	53,800.00	Library and Education		Transfers to Tax Title Liens or Foreclosed	
Other Public Works	32,000.00	Conservation		Balance December 31, 1989	132,298.20
HEALTH and WELFARE		All Other		TAX TITLE LIENS OUTSTANDING	
Health Services Except Environmental	72,500.00			Balance January 1, 1989	44,602.05
Welfare-Public Assistance	3,200.00	CAPITAL DEBT AUTHORIZED, DECEMBER 31, 1989		Transfer From Taxes	13,596.44
Hospital, Clinics, First Aid	500.00	ISSUED AND UNISSUED		Redeemed in 1989	
Animal, Insect, & Rodent Control	6,102.00	School	480,573.85	Cancelled, Abated or Adjusted (1989)	
Other Welfare Services		Self-Liquidating		Transfers to Foreclosed Property	
RECREATION and CONSERVATION		Other	3,422,319	Balance December 31, 1989	58,199.09
Beaches and Boardwalks		Total	3,902,893	PROPERTY ACQUIRED BY DEED OR FORECLOSURE	
Parks, Playgrounds, Shade Trees	23,300.00	ISSUED AND OUTSTANDING		Balance January 1, 1989	22,150.00
Land Reclamation & Conservation		School	480,573.85	Transfers From Taxes or Liens	
Other Recreational Services	13,910.00	Self-Liquidating		Sale for Cash (1989)	
EDUCATION (excluding schools)		Other	2,143,000.00	Cancelled, Abated or Adjusted (1989)	
Libraries	147,328.00	Total	2,628,573.85	Balance December 31, 1989	22,150.00
Other Educational Services		EQUALIZED VALUATION BASIS		CURRENT FINANCES DECEMBER 31, 1989	
STATUTORY EXPENDITURES		FOR NET DEBT COMPUTATION		ASSETS	
Pensions & F. I. C. A.	313,451.00	REAL PROPERTY VALUATIONS		Cash Dec. 31, 1989	4,086,133.74
Employee Fringe Benefits	261,950.00	Code Class # of Parcels % VAL'N		Taxes Receivable	504,765.71
Other Statutory Expenditures	9,000.00	1 Vacant Land 145 1.29		Tax Title Liens	58,199.09
CETA And Other Public Employment Programs		2 Residential 2445 53.43		Foreclosed Property	22,150.00
MUNICIPAL FUNCTIONS TOTAL	4,193,806.04	3 Farm		Emergencies & Other Deferred Charges	268,375.00
CAPITAL IMPROVEMENTS * MEMO *	25,000.00	4a Commercial 173 10.85		State and Federal Aid Receivable	
DEBT SERVICE		4b Industrial 152 34.43		Other Receivables	161,485.50
Principal Payments	138,300.00	4c Apartments		Total	5,101,109.04
Interest Payments	126,416.56	Total	2915	LIABILITIES, RESERVES, AND SURPLUS	
DEFERRED CHARGES	191,000.00	Land Area 2.00 Sq. Miles		Cash Liabilities	3,561,691.12
SCHOOL, COUNTY, SPECIAL DISTRICT TAXES	9,348,174.92	Net Valuation Taxable-Municipal	761,338,602	Reserves for Receivables	741,794.90
RESERVE FOR UNCOLLECTED TAXES	435,299.64	Net Valuation Taxable-County	701,287,192	Surplus Dec. 31, 1989	797,623.02
EXPENDITURES TOTAL	14,432,997.16	State Equalized Valuation	765,697,829	Total	5,101,109.04
		State Equalization Ratio	99.43		

Population 1980 7,413
 Population 1990 7,536
 A & P Rating
 Moody Rating A

General Tax Rate Per \$100. 4.25
 State Equalized Tax Rate 2.10

KEYPORT BOROUGH - MONMOUTH CO.

Form of Government:

Borough Council

Number of Members on Governing Body - 6

PER CAPITA:

Gross Debt 570.56
 Net Debt 324.63
 Debt Service 30.64
 Total Tax Levy 890.64
 Municipal Expenditures 503.01

PER CENT:

Gross Debt 1.65
 Net Debt .94
 Tax Levy Collected 94.09
 Tax Levy Cancelled, Abated or Adjusted .03

EXPENDITURES		REVENUES-REALIZED				1989 PROPERTY TAX	
GENERAL GOVERNMENT		1989 Property Taxes Collected 6,356,970.48				STATE EQUALIZED TAX RATE 1.08	
Governing Body & Public Boards		1989 Payments in Lieu of Taxes 182,666.40				Local District School Taxes 3,423,361.00	
Municipal Clerk		Delinquent Tax & Lien Collections 305,683.82				Regional & Consolidated School Tax	
Financial Administration 89,113.00		Business Personality Replacement Taxes 100,634.64				School Taxes in Municipal Budget	
Assessment of Taxes 147,360.00		Taxes from Public Utilities 374,550.00				County Taxes .39 1,233,580.64	
Collection of Taxes 52,103.00		Other Miscellaneous Tax Revenues				County Library Taxes	
Planning, Housing & Development 19,420.00		State Aid Revenues 148,624.98				Local Municipal Purpose Taxes .63 2,012,000.00	
Human Resources 35,026.52		Federal Aid Revenues				Veteran & Senior Citizen Taxes 58,450.00	
Elections 2,222.00		State and Local Fiscal Assistance Act Utilized				Total Taxes for Rate Computation 2.10 6,727,391.64	
General Administration (other) 300,936.00		Sale of Acquired Property				Special District Taxes	
DICIARY		Other Miscellaneous Revenues 479,757.97				Bank Corp. Taxes	
Municipal Courts 43,104.87		Total 7,948,888.29				Added and Omitted Taxes 87,466.15	
BLIC SAFETY		Prior Years Surplus Appropriated 500,000.00				Total Taxes Levied - ABSTRACT 6,756,407.79	
Fire Protection 83,603.00		REVENUES TOTAL 8,448,888.29				Total Taxes Billed 6,756,407.79	
Police Protection 922,292.23		Reserve For Uncollected Taxes 416,095.91				1989 TAXES COLLECTED 6,356,970.48	
Civil Defense & Disaster Control 5,500.00		CAPITAL OUTLAY TOTAL 842,476.75				1989 Taxes Cancelled, Abated or Adjusted 2,124.00	
Environmental Inspection & Control 59,308.00		Public Enterprises 37,532.72				Transfer to Tax Title Liens or Foreclosed 26,137.96	
Other Public Safety		Recreation-Culture 272,459.11				Balance Outstanding Dec. 31, 1989 371,175.35	
BLIC WORKS		Public Works 495,250.27				PRIOR YEARS TAXES OUTSTANDING	
Streets and Drainage 247,605.32		Buildings and Grounds 36,705.15				Balance January 1, 1989 319,516.55	
Sewers and Sewage Processing		Library and Education				Collected in 1989 299,654.93	
Garbage and Trash Disposal 463,872.32		Conservation 529.50				Cancelled, Abated or Adjusted 1989	
Public Buildings and Grounds 31,192.00		All Other				Transfers to Tax Title Liens or Foreclosed 19,861.62	
Other Public Works		CAPITAL DEBT AUTHORIZED, DECEMBER 31, 1989				Balance December 31, 1989	
ALTH and WELFARE		ISSUED AND UNISSUED				TAX TITLE LIENS OUTSTANDING	
Health Services Except Environmental 93,923.00		SCHOOL				Balance January 1, 1989 51,526.75	
Welfare-Public Assistance 23,577.00		Self-Liquidating 1,865,617				Transfer From Taxes 49,655.07	
Hospital, Clinics, First Aid		Other 2,462,662				Redeemed in 1989 6,028.89	
Animal, Insect, & Rodent Control		Total 4,328,279				Cancelled, Abated or Adjusted (1989)	
Other Welfare Services		ISSUED AND OUTSTANDING				Transfers to Foreclosed Property	
CREATION and CONSERVATION		SCHOOL				Balance December 31, 1989 95,152.93	
Beaches and Boardwalks 1,000.00		Self-Liquidating 1,655,617.00				PROPERTY ACQUIRED BY DEED OR FORECLOSURE	
Parks, Playgrounds, Shade Trees 47,000.00		Other 1,919,850.00				Balance January 1, 1989 117,200.00	
Land Reclamation & Conservation 32,692.00		Total 3,575,467.00				Transfers From Taxes or Liens	
Other Recreational Services		EQUALIZED VALUATION BASIS				Sale for Cash (1989)	
UCATION (excluding schools)		FOR NET DEBT COMPUTATION 262,940,760				Cancelled, Abated or Adjusted (1989)	
Libraries 57,500.00		REAL PROPERTY VALUATIONS				Balance December 31, 1989 117,200.00	
Other Educational Services 282.00		Code Class # of Parcels % VAL'N ASSESSED VALUATION				CURRENT FINANCES DECEMBER 31, 1989	
STATORY EXPENDITURES		1 Vacant Land 255 2.79 4,237,100.00				ASSETS	
Pensions & F. I. C. A. 221,071.93		2 Residential 1784 68.19 103,568,400.00				Cash Dec. 31, 1989 847,613.14	
Employee Fringe Benefits 119,000.00		3 Farm				Taxes Receivable 371,175.35	
Other Statutory Expenditures 4,158.31		4a Commercial 231 19.38 29,429,800.00				Tax Title Liens 95,152.93	
TA And Other Public Employment Programs		4b Industrial 6 2.90 4,408,300.00				Foreclosed Property 117,200.00	
MUNICIPAL FUNCTIONS TOTAL 3,106,922.50		4c Apartments 17 6.74 10,232,800.00				Emergencies & Other Deferred Charges 160,725.00	
CAPITAL IMPROVEMENTS * ME #0* 75,000.00		Total 2293 151,876,400.00				State and Federal Aid Receivable 2,531.17	
BT SERVICE		Land Area 1.40 Sq. Miles				Other Receivables 10,131.67	
Principal Payments 145,950.00		Net Valuation Taxable-Municipal 156,990,322				Total 1,604,529.26	
Interest Payments 86,516.92		Net Valuation Taxable-County 294,303,203				LIABILITIES, RESERVES, AND SURPLUS	
DEFERRED CHARGES 60,382.86		State Equalized Valuation 312,929,893				Cash Liabilities 510,186.29	
SCHOOL, COUNTY, SPECIAL DISTRICT TAXES		State Equalization Ratio 49.34				Reserves for Receivables 593,659.95	
SERVE FOR UNCOLLECTED TAXES 416,095.91						Surplus Dec. 31, 1989 500,683.02	
EXPENDITURES TOTAL 8,472,809.83						Total 1,604,529.26	

Population 1980 2,772
 Population 1990 3,325
 S & P Rating
 Moody Rating

General Tax Rate Per \$100. 3.39
 State Equalized Tax Rate 1.58

KINGWOOD TOWNSHIP - HUNTERDON CO.

Form of Government:
 Township Committee

Number of Members on Governing Body - 3

PER CAPITA:
 Gross Debt 251.00
 Net Debt 4.29
 Debt Service
 Total Tax Levy 1,121.64
 Municipal Expenditures 350.13
 PER CENT:
 Gross Debt .42
 Net Debt .01
 Tax Levy Collected 89.58
 Tax Levy Cancelled, Abated or Adjusted .35

EXPENDITURES		REVENUES-REALIZED		1989 PROPERTY TAX	
GENERAL GOVERNMENT		REVENUES-REALIZED		STATE EQUALIZED TAX RATE	
Governing Body & Public Boards		1989 Property Taxes Collected	3,346,417.59	Local District School Taxes	.66
Municipal Clerk		1989 Payments in Lieu of Taxes		Regional & Consolidated School Tax	.46
Financial Administration	22,800.00	Delinquent Tax & Lien Collections	290,509.29	School Taxes in Municipal Budget	
Assessment of Taxes	22,526.05	Business Personalty Replacement Taxes	53,837.68	County Taxes	.33
Collection of Taxes	15,467.62	Taxes from Public Utilities	173,450.00	Caunty Library Taxes	.02
Planning, Housing & Development	53,301.32	Other Miscellaneous Tax Revenues		Local Municipal Purpose Taxes	.11
Human Resources		State Aid Revenues	14,367.03	Veteran & Senior Citizen Taxes	
Elections	720.00	Federal Aid Revenues		Total Taxes far Rate Computation	1.58
General Administration (other)	152,530.00	State and Local Fiscal Assistance Act Utilized		Special District Taxes	
JUDICIARY		Sale of Acquired Property		Bank Corp. Taxes	
Municipal Courts	13,005.00	Other Miscellaneous Revenues	279,427.83	Added and Omitted Taxes	
PUBLIC SAFETY		Total	4,158,009.42	Total Taxes Levied - ABSTRACT	
Fire Protection	32,669.37	Prior Years Surplus Appropriated	350,000.00	Total Taxes Billed	3,735,737.64
Police Protection	27,000.00	REVENUES TOTAL	4,508,009.42	1989 TAXES COLLECTED	3,346,417.59
Civil Defense & Disaster Control	1,200.00	Reserve For Uncollected Taxes	280,000.54	1989 Taxes Cancelled, Abated or Adjusted	12,963.35
Environmental Inspection & Control	45,903.00	CAPITAL OUTLAY TOTAL	138,714.65	Transfer to Tax Title Liens or Foreclosed	7,800.39
Other Public Safety		Public Enterprises		Balance Outstanding Dec. 31, 1989	368,556.31
PUBLIC WORKS		Recreation-Culture		PRIOR YEARS TAXES OUTSTANDING	
Streets and Drainage	222,042.23	Public Works	138,714.65	Balance January 1, 1989	377,675.88
Sewers and Sewage Processing		Buildings and Grounds		Collected in 1989	290,509.29
Garbage and Trash Disposal		Library and Education		Cancelled, Abated or Adjusted 1989	7.95
Public Buildings and Grounds	105,152.47	Conservation		Transfers to Tax Title Liens or Foreclosed	
Other Public Works		All Other		Balance December 31, 1989	87,152.64
HEALTH and WELFARE		CAPITAL DEBT AUTHORIZED, DECEMBER 31, 1989		TAX TITLE LIENS OUTSTANDING	
Health Services Except Environmental	23,320.00	ISSUED AND UNISSUED		Balance January 1, 1989	40,991.34
Welfare-Public Assistance	1,000.00	School	820,313	Transfer From Taxes	7,300.39
Hospital, Clinics, First Aid		Self-Liquidating		Redeemed in 1989	
Animal, Insect, & Rodent Control		Other	14,250	Cancelled, Abated or Adjusted (1989)	
Other Welfare Services		Total	834,563	Transfers to Foreclosed Property	
RECREATION and CONSERVATION		ISSUED AND OUTSTANDING		Balance December 31, 1989	48,791.73
Beaches and Boardwalks		School	220,313.99	PROPERTY ACQUIRED BY DEED OR FORECLOSURE	
Parks, Playgrounds, Shade Trees		Self-Liquidating		Balance January 1, 1989	44,400.00
Land Reclamation & Conservation	32,700.00	Other		Transfers From Taxes or Liens	
Other Recreational Services	2,350.22	Total	220,313.99	Sale for Cash (1989)	
EDUCATION (excluding schools)		EQUALIZED VALUATION BASIS FOR NET DEBT COMPUTATION	198,020,593	Cancelled, Abated or Adjusted (1989)	
Libraries		REAL PROPERTY VALUATIONS		Transfers to Foreclosed Property	
Other Educational Services	349.30	Code Class # of Parcels % VAL'N ASSESSED VALUATION		Balance December 31, 1989	47,400.00
STATUTORY EXPENDITURES		1 Vacant Land 225 5.34 5,607,900.00		CURRENT FINANCES DECEMBER 31, 1989	
Pensions & F. L. C. A.	34,427.00	2 Residential 744 57.47 60,315,450.30		ASSETS	
Employee Fringe Benefits	15,500.00	3 Farm 740 28.11 22,497,350.00		Cash Dec. 31, 1989	1,542,437.56
Other Statutory Expenditures	100.00	4a Commercial 32 4.37 5,219,168.00		Taxes Receivable	455,714.95
CETA And Other Public Employment Programs		4b Industrial 4 3.91 4,106,600.00		Tax Title Liens	45,791.73
MUNICIPAL FUNCTIONS TOTAL	636,130.08	4c Apartments 1 .19 197,100.00		Foreclosed Property	47,400.00
CAPITAL IMPROVEMENTS *MEMO*	26,500.00	Total 1746 104,943,528.00		Emergencies & Other Deferred Charges	70,694.79
DEBT SERVICE		DEFERRED CHARGES	43,035.19	State and Federal Aid Receivable	600.00
Principal Payments		SCHOOL, COUNTY, SPECIAL DISTRICT TAXES	3,323,711.25	Other Receivables	4,188.60
Interest Payments		RESERVE FOR UNCOLLECTED TAXES	230,006.54	Total	2,171,827.63
EXPENDITURES TOTAL	4,407,903.06	EXPENDITURES TOTAL	4,407,903.06	LIABILITIES, RESERVES, AND SURPLUS	
		Land Area 35.30 Sq. Miles		Cash Liabilities	1,063,394.00
		Net Valuation Taxable-Municipal	105,560,343	Reserves for Receivables	558,095.28
		Net Valuation Taxable-County	215,090,108	Surplus Dec. 31, 1989	549,838.35
		State Equalized Valuation	220,399,001	Total	2,171,827.63
		State Equalization Ratio	46.48		

1415
 Population 1980 7,770
 Population 1990 8,470
 & P Rating
 Moody Rating

General Tax Rate Per \$100. 1.91
 State Equalized Tax Rate 1.53

KINNELON BOROUGH - MORRIS COUNTY
 Form of Government:
Borough Council
 Number of Members on Governing Body - 6

PER CAPITA:
 Gross Debt 233.59
 Net Debt 195.46
 Debt Service 12.04
 Total Tax Levy 1,769.54
 Municipal Expenditures 606.98

PER CENT:
 Gross Debt .23
 Net Debt .20
 Tax Levy Collected 97.29
 Tax Levy Cancelled, Abated or Adjusted .25

EXPENDITURES		REVENUES-REALIZED		1989 PROPERTY TAX	
GENERAL GOVERNMENT		REVENUES-REALIZED		STATE EQUALIZED TAX RATE	
Governing Body & Public Boards		1989 Property Taxes Collected	14,615,040.42	Local District School Taxes	.97
Municipal Clerk		1989 Payments in Lieu of Taxes		Regional & Consolidated School Tax	
Financial Administration	23,560.00	Delinquent Tax & Lien Collections	308,720.10	School Taxes in Municipal Budget	
Assessment of Taxes	54,035.00	Business Personalty Replocement Taxes	32,555.60	County Taxes	.23
Collection of Taxes	51,400.00	Taxes from Public Utilities	393,485.00	County Library Taxes	
Planning, Housing & Development	50,402.00	Other Miscellaneous Tax Revenues		Local Municipal Purpose Taxes	.33
Human Resources	33,100.81	State Aid Revenues	70,776.47	Veteran & Senior Citizen Taxes	
Elections		Federal Aid Revenues		Total Taxes for Rate Computation	1.53
General Administration (other)	453,219.00	State and Local Fiscal Assistance Act Utilized		Special District Taxes	
JUDICIARY		Sale of Acquired Property		Bank Corp. Taxes	
Municipal Courts	44,234.00	Other Miscellaneous Revenues	441,394.45	Added and Omitted Taxes	144,006.43
PUBLIC SAFETY		Total	15,861,972.04	Total Taxes Levied - ABSTRACT	14,988,000.83
Fire Protection	95,556.70	Prior Years Surplus Appropriated	1,100,000.00	Total Taxes Billed	15,022,025.04
Police Protection	692,297.00	REVENUES TOTAL	16,961,972.04	1989 TAXES COLLECTED	14,615,040.42
Civil Defense & Disaster Control	1,250.00	Reserve For Uncollected Taxes	1,086,181.21	1989 Taxes Cancelled, Abated or Adjusted	37,021.39
Environmental Inspection & Control	64,945.00	CAPITAL OUTLAY TOTAL	221,481.33	Transfer to Tax Title Liens or Foreclosed	28,384.51
Other Public Safety				Balance Outstanding Dec. 31, 1989	341,578.72
PUBLIC WORKS		Public Enterprises		PRIOR YEARS TAXES OUTSTANDING	
Streets and Drainage	41,353.00	Recreation-Culture		Balance January 1, 1989	326,208.89
Sewers and Sewage Processing		Public Works	188,086.38	Collected in 1989	305,487.39
Garbage and Trash Disposal	971,153.30	Buildings and Grounds	33,395.00	Cancelled, Abated or Adjusted 1989	1,558.48
Public Buildings and Grounds	124,240.00	Library and Education		Transfers to Tax Title Liens or Foreclosed	7,682.00
Other Public Works	372,542.00	Conservation		Balance December 31, 1989	11,481.02
HEALTH and WELFARE		All Other		TAX TITLE LIENS OUTSTANDING	
Health Services Except Environmental	148,791.00	CAPITAL DEBT AUTHORIZED, DECEMBER 31, 1989		Balance January 1, 1989	68,853.33
Welfare-Public Assistance	12,950.00	ISSUED AND UNISSUED		Transfer From Taxes	37,627.15
Hospital, Clinics, First Aid	600.00	School	223,000	Redeemed in 1989	3,232.71
Animal, Insect, & Rodent Control		Self-Liquidating		Cancelled, Abated or Adjusted (1989)	
Other Welfare Services		Other	1,755,520	Transfers to Foreclosed Property	
CREATION and CONSERVATION		Total	1,978,520	Balance December 31, 1989	103,247.77
Beaches and Boardwalks		ISSUED AND OUTSTANDING		PROPERTY ACQUIRED BY DEED OR FORECLOSURE	
Parks, Playgrounds, Shade Trees		School	223,000.00	Balance January 1, 1989	17,150.00
Land Reclamation & Conservation	9,251.95	Self-Liquidating		Transfers From Taxes or Liens	
Other Recreational Services	93,536.00	Other	499,520.00	Sole for Cash (1989)	
EDUCATION (excluding schools)		Total	721,520.00	Cancelled, Abated or Adjusted (1989)	
Libraries	233,050.00	EQUALIZED VALUATION BASIS		Balance December 31, 1989	17,150.00
Other Educational Services		FOR NET DEBT COMPUTATION	847,317,530	CURRENT FINANCES DECEMBER 31, 1989	
STATUTORY EXPENDITURES		REAL PROPERTY VALUATIONS		ASSETS	
Pensions & F. L. C. A.	209,600.00	Code Class # of Parcels % VAL'N	ASSESSED VALUATION	Cash Dec. 31, 1989	2,227,341.35
Employee Fringe Benefits	114,746.70	1 Vacant Land 550 6.49	50,443,200.00	Taxes Receivable	353,059.74
Other Statutory Expenditures	12,000.00	2 Residential 2834 39.81	697,533,000.00	Tax Title Liens	103,247.77
TRA And Other Public Employment Programs		3 Farm 9 .22	1,690,100.00	Foreclosed Property	17,150.00
MUNICIPAL FUNCTIONS TOTAL	3,922,963.46	4a Commercial 102 3.47	26,928,950.00	Emergencies & Other Deferred Charges	
CAPITAL IMPROVEMENTS * MEMO*	40,000.00	4b Industrial 1 .01	113,500.00	State and Federal Aid Receivable	1,980.57
DEBT SERVICE		4c Apartments		Other Receivables	33,868.89
Principal Payments	77,130.00	Total 3496	776,703,750.00	Total	2,736,648.32
Interest Payments	24,832.25	Land Area 19.05 Sq. Miles		LIABILITIES, RESERVES, AND SURPLUS	
DEFERRED CHARGES	30,000.00	Net Valuation Taxable-Municipal	778,953,854	Cash Liabilities	662,518.06
SCHOOL, COUNTY, SPECIAL DISTRICT TAXES	11,671,206.54	Net Valuation Taxable-County	1,016,496,080	Reserves for Receivables	507,326.40
RESERVE FOR UNCOLLECTED TAXES	1,086,181.21	State Equalized Valuation	973,131,042	Surplus Dec. 31, 1989	1,560,803.86
EXPENDITURES TOTAL	16,812,303.46	State Equalization Ratio	80.00	Total	2,736,648.32

2113
 Population 1980 2,074
 Population 1990 2,543
 S & P Rating
 Moody Rating

General Tax Rate Per \$100. 3.62
 State Equalized Tax Rate 1.59

KNOWLTON TOWNSHIP - WARREN CO.
 Form of Government:
 Township Committee
 Number of Members on Governing Body - 3

PER CAPITA:
 Grass Debt 1,579.56
 Net Debt
 Debt Service
 Total Tax Levy 1,069.84
 Municipal Expenditures 364.40
 PER CENT:
 Gross Debt 3.01
 Net Debt
 Tax Levy Collected 99.03
 Tax Levy Cancelled, Abated or Adjusted .61

EXPENDITURES	REVENUES-REALIZED	1989 PROPERTY TAX
GENERAL GOVERNMENT		STATE EQUALIZED TAX RATE
Governing Body & Public Boards	1989 Property Taxes Collected 2,426,337.20	Local District School Taxes .55 943,391.00
Municipal Clerk	1989 Payments in Lieu of Taxes	Regional & Consolidated School Tax .41 703,172.03
Financial Administration 17,992.25	Delinquent Tax & Lien Collections 244,894.33	School Taxes in Municipal Budget
Assessment of Taxes 57,890.00	Business Personalty Replacement Taxes 35,545.63	County Taxes .53 901,089.53
Collection of Taxes 15,941.00	Taxes from Public Utilities 158,287.00	County Library Taxes .02 42,494.44
Planning, Housing & Development 45,959.75	Other Miscellaneous Tax Revenues	Local Municipal Purpose Taxes .06 109,441.92
Human Resources	State Aid Revenues 9,349.75	Veteran & Senior Citizen Taxes
Elections	Federal Aid Revenues	Total Taxes for Rate Computation 1.57 2,721,688.97
General Administration (other) 126,339.00	State and Local Fiscal Assistance Act Utilized	Special District Taxes
JUDICIARY	Sale of Acquired Property	Bank Corp. Taxes
Municipal Courts 47,926.00	Other Miscellaneous Revenues	Added and Omitted Taxes
PUBLIC SAFETY	Total 286,831.01	Total Taxes Levied - ABSTRACT 2,716,059.81
Fire Protection 554.70	Prior Years Surplus Appropriated 230,000.00	Total Taxes Billed 2,725,414.94
Police Protection 13,839.00	REVENUES TOTAL 3,391,314.97	1989 TAXES COLLECTED 2,426,357.20
Civil Defense & Disaster Control 5.00	Reserve For Uncollected Taxes 276,032.60	1989 Taxes Cancelled, Abated or Adjusted 16,639.49
Environmental Inspection & Control 12,955.29	CAPITAL OUTLAY TOTAL 7,500.00	Transfer to Tax Title Liens or Foreclosed 26,504.65
Other Public Safety		Balance Outstanding Dec. 31, 1989 255,913.60
PUBLIC WORKS		PRIOR YEARS TAXES OUTSTANDING
Streets and Drainage 207,717.91	Public Enterprises	Balance January 1, 1989 260,237.69
Sewers and Sewage Processing	Recreation-Culture	Collected in 1989 234,715.98
Garbage and Trash Disposal 11,500.00	Public Works 7,500.00	Cancelled, Abated or Adjusted 1989
Public Buildings and Grounds 13,000.00	Buildings and Grounds	Transfers to Tax Title Liens or Foreclosed 25,521.71
Other Public Works	Library and Education	Balance December 31, 1989
HEALTH and WELFARE	Conservation	TAX TITLE LIENS OUTSTANDING
Health Services Except Environmental	All Other	Balance January 1, 1989 36,389.92
Welfare-Public Assistance 4,231.55	CAPITAL DEBT AUTHORIZED, DECEMBER 31, 1989	Transfer From Taxes 55,714.81
Hospital, Clinics, First Aid	ISSUED AND UNISSUED	Redeemed in 1989 10,178.35
Animal, Insect, & Rodent Control 4,500.00	School 4,014,288	Cancelled, Abated or Adjusted (1989)
Other Welfare Services	Self-Liquidating	Transfers to Foreclosed Property
RECREATION and CONSERVATION	Other	Balance December 31, 1989 33,926.38
Beaches and Boardwalks	Total 4,014,288	PROPERTY ACQUIRED BY DEED OR FORECLOSURE
Parks, Playgrounds, Shade Trees	ISSUED AND OUTSTANDING	Balance January 1, 1989
Land Reclamation & Conservation 1,000.00	School 3,514,288.68	Transfers From Taxes or Liens
Other Recreational Services 3,309.60	Self-Liquidating	Sale for Cash (1989)
EDUCATION (excluding schools)	Other	Cancelled, Abated or Adjusted (1989)
Libraries	Total 3,514,288.68	Balance December 31, 1989
Other Educational Services 1,200.00	EQUALIZED VALUATION BASIS FOR NET DEBT COMPUTATION 133,284,567	CURRENT FINANCES DECEMBER 31, 1989
STATUTORY EXPENDITURES	REAL PROPERTY VALUATIONS	ASSETS
Pensions & F. L. C. A. 25,075.55	Code Class # of Parcels % VAL'N ASSESSED VALUATION	Cash Dec. 31, 1989 1,003,199.10
Employee Fringe Benefits 7,650.00	1 Vacant Land 343 9.03 6,718,880.00	Taxes Receivable 255,913.60
Other Statutory Expenditures 2,300.00	2 Residential 737 64.87 48,250,900.00	Tax Title Liens 83,926.38
CETA And Other Public Employment Programs	3 Farm 348 15.43 11,477,300.00	Foreclosed Property
MUNICIPAL FUNCTIONS TOTAL 639,126.60	4a Commercial 63 10.28 7,646,800.00	Emergencies & Other Deferred Charges 65,799.18
CAPITAL IMPROVEMENTS * MEMO *	4b Industrial	State and Federal Aid Receivable 93,850.76
DEBT SERVICE	4c Apartments 3 .39 291,700.00	Other Receivables 30,917.70
Principal Payments	Total 1494 74,385,580.00	Total 1,533,606.72
Interest Payments	Land Area 26.00 Sq. Miles	LIABILITIES, RESERVES, AND SURPLUS
DEFERRED CHARGES 11,500.00	Net Valuation Taxable-Municipal 74,777,461	Cash Liabilities 869,615.26
SCHOOL, COUNTY, SPECIAL DISTRICT TAXES 2,590,147.05	Net Valuation Taxable-County 144,068,946	Reserves for Receivables 370,757.68
RESERVE FOR UNCOLLECTED TAXES 276,038.60	State Equalized Valuation 169,488,448	Surplus Dec. 31, 1989 293,233.78
EXPENDITURES TOTAL 3,516,812.25	State Equalization Ratio 43.99	Total 1,533,606.72

1512
 Population 1980 14,161
 Population 1990 22,141
 A & P Rating 3.28
 Moody Rating

General Tax Rate Per \$100.
 State Equalized Tax Rate 1.23

LACEY TOWNSHIP - OCEAN COUNTY
 Form of Government:
 Township Committee
 Number of Members on Governing Body - 5

PER CAPITA:
 Grass Debt 956.78
 Net Debt 137.67
 Debt Service 8.05
 Total Tax Levy 906.31
 Municipal Expenditures 740.13
 PER CENT:
 Grass Debt 1.61
 Net Debt .23
 Tax Levy Collected 95.26
 Tax Levy Cancelled, Abated or Adjusted .03

EXPENDITURES		REVENUES-REALIZED		1989 PROPERTY TAX	
GENERAL GOVERNMENT				STATE EQUALIZED TAX RATE	
Governing Body & Public Boards		1989 Property Taxes Collected	19,115,349.07	Local District School Taxes	.80
Municipal Clerk		1989 Payments in Lieu of Taxes		Regional & Consolidated School Tax	
Financial Administration	186,424.00	Delinquent Tax & Lien Collections	617,715.02	School Taxes in Municipal Budget	
Assessment of Taxes	707,296.30	Business Personalty Replacement Taxes	30,648.21	County Taxes	.36 *
Collection of Taxes	220,250.00	Taxes from Public Utilities	8,796,586.33	County Library Taxes	.02
Planning, Housing & Development	107,500.00	Other Miscellaneous Tax Revenues		Local Municipal Purpose Taxes	.04
Human Resources	87,985.33	State Aid Revenues	182,318.16	Veteran & Senior Citizen Taxes	
Elections		Federal Aid Revenues		Total Taxes for Rate Computation	1.22
General Administration (other)	1,546,600.00	State and Local Fiscal Assistance Act Utilized		Special District Taxes	
JUDICIARY		Sale of Acquired Property		Bank Corp. Taxes	
Municipal Courts	215,044.73	Other Miscellaneous Revenues	1,728,014.58	Added and Omitted Taxes	
PUBLIC SAFETY		Total	30,470,631.37	Total Taxes Levied - ABSTRACT	20,066,508.93
Fire Protection	131,923.74	Prior Years Surplus Appropriated	5,730,000.00	Total Taxes Billed	20,066,508.93
Police Protection	2,261,200.00	REVENUES TOTAL	36,200,631.37	1989 TAXES COLLECTED	19,115,349.07
Civil Defense & Disaster Control	11,500.00	Reserve For Uncollected Taxes	1,000,000.00	1989 Taxes Cancelled, Abated or Adjusted	6,669.06
Environmental Inspection & Control	272,375.00	CAPITAL OUTLAY TOTAL	1,433,085.84	Transfer to Tax Title Liens or Foreclosed	37,047.76
Other Public Safety		Public Enterprises		Balance Outstanding Dec. 31, 1989	907,443.04
PUBLIC WORKS		Recreation-Culture		PRIOR YEARS TAXES OUTSTANDING	
Streets and Drainage	1,600,000.00	Public Works	1,367,747.50	Balance January 1, 1989	579,357.77
Sewers and Sewage Processing	1,725,000.00	Buildings and Grounds	65,338.34	Collected in 1989	572,688.71
Garbage and Trash Disposal	400,000.00	Library and Education		Cancelled, Abated or Adjusted 1989	
Public Buildings and Grounds	329,000.00	Conservation		Transfers to Tax Title Liens or Foreclosed	6,669.06
Other Public Works		All Other		Balance December 31, 1989	
HEALTH and WELFARE		CAPITAL DEBT AUTHORIZED, DECEMBER 31, 1989		TAX TITLE LIENS OUTSTANDING	
Health Services Except Environmental	61,800.00	ISSUED AND UNISSUED		Balance January 1, 1989	38,357.25
Welfare-Public Assistance	33,200.00	School	18,136,000	Transfer From Taxes	43,716.82
Hospital, Clinics, First Aid		Self-Liquidating		Redeemed in 1989	45,026.31
Animal, Insect, & Rodent Control	15,000.00	Other	3,048,118	Cancelled, Abated or Adjusted (1989)	
Other Welfare Services		Total	21,184,118	Transfers to Foreclosed Property	
RECREATION and CONSERVATION		ISSUED AND OUTSTANDING		Balance December 31, 1989	37,047.76
Beaches and Boardwalks		School	18,136,000.00	PROPERTY ACQUIRED BY DEED OR FORECLOSURE	
Parks, Playgrounds, Shade Trees	7,200.00	Self-Liquidating		Balance January 1, 1989	1,114,572.50
Land Reclamation & Conservation	337,000.00	Other	2,090,000.00	Transfers From Taxes or Liens	
Other Recreational Services	203,000.00	Total	20,226,000.00	Sale for Cash (1989)	
EDUCATION (excluding schools)		EQUALIZED VALUATION BASIS FOR NET DEBT COMPUTATION	1,314,314,998	Cancelled, Abated or Adjusted (1989)	
Libraries	2,000.00	REAL PROPERTY VALUATIONS		Balance December 31, 1989	1,114,572.50
Other Educational Services	3,670,411.00	<u>Code</u> <u>Class</u> <u># of Parcels</u> <u>% VAL'N</u> <u>ASSESSED VALUATION</u>		CURRENT FINANCES DECEMBER 31, 1989	
STATUTORY EXPENDITURES		1 Vacant Land 8150 8.26 48,559,500.00		ASSETS	
Pensions & F. L. C. A.	695,000.00	2 Residential 9123 79.88 469,829,700.00		Cash Dec. 31, 1989	11,285,005.98
Employee Fringe Benefits	549,900.00	3 Farm 18 .07 390,100.00		Taxes Receivable	907,443.04
Other Statutory Expenditures		4a Commercial 206 6.47 38,036,200.00		Tax Title Liens	37,047.76
ETA And Other Public Employment Programs		4b Industrial 21 5.33 31,331,900.00		Foreclosed Property	1,114,572.50
MUNICIPAL FUNCTIONS TOTAL	15,196,610.10	4c Apartments		Emergencies & Other Deferred Charges	819,000.00
CAPITAL IMPROVEMENTS * MEMO *		Total	17518	State and Federal Aid Receivable	357,518.23
DEBT SERVICE		Land Area 84.60 Sq. Miles		Other Receivables	291,632.59
Principal Payments	50,000.00	Net Valuation Taxable-Municipal	592,747,034	Total	14,812,220.10
Interest Payments	128,251.47	Net Valuation Taxable-County	1,430,659,188	LIABILITIES, RESERVES, AND SURPLUS	
DEFERRED CHARGES		State Equalized Valuation	1,574,667,440	Cash Liabilities	8,196,684.31
SCHOOL COUNTY, SPECIAL DISTRICT TAXES	18,749,478.80	State Equalization Ratio	37.46	Reserves for Receivables	2,448,695.89
RESERVE FOR UNCOLLECTED TAXES	1,000,000.00			Surplus Dec. 31, 1989	4,166,839.90
EXPENDITURES TOTAL	35,136,698.07			Total	14,812,220.10

*Includes County Health Service Taxes, County Vocational School Taxes, or County Open Space Tax. See Table 13.

1913
 Population 1980 1,614
 Population 1990 1,902
 S & P Rating
 Moody Rating

General Tax Rate Per \$100. 3.64
 State Equalized Tax Rate 1.86

LAFAYETTE TOWNSHIP - SUSSEX COUNTY

Form of Government:

Township Committee

Number of Members on Governing Body - 5

PER CAPITA:
 Gross Debt 2,448.32 PER CENT:
 Net Debt 107.39 Gross Debt 3.48
 Debt Service Net Debt .15
 Total Tax Levy 1,649.19 Tax Levy Collected 91.19
 Municipal Expenditures 624.12 Tax Levy Cancelled, Abated or Adjusted .03

EXPENDITURES		REVENUES-REALIZED			1989 PROPERTY TAX	
GENERAL GOVERNMENT		1989 Property Taxes Collected			STATE EQUALIZED TAX RATE	
Governing Body & Public Boards		1989 Payments in Lieu of Taxes		Local District School Taxes	.88	1,429,300.50
Municipal Clerk		Delinquent Tax & Lien Collections	217,331.59	Regional & Consolidated School Tax	.43	689,385.85
Financial Administration	7,400.00	Business Personalty Replacement Taxes	43,294.52	School Taxes in Municipal Budget		
Assessment of Taxes	16,900.00	Taxes from Public Utilities	85,540.00	County Taxes	.35	* 557,633.75
Collection of Taxes	18,190.00	Other Miscellaneous Tax Revenues		County Library Taxes	.02	25,121.67
Planning, Housing & Development	27,730.00	State Aid Revenues	10,906.28	Local Municipal Purpose Taxes	.19	306,860.26
Human Resources		Federal Aid Revenues		Veteran & Senior Citizen Taxes		12,355.00
Elections	1,050.00	State and Local Fiscal Assistance Act Utilized		Total Taxes for Rate Computation	1.87	3,020,657.03
General Administration (other)	225,900.00	Sale of Acquired Property		Special District Taxes		
JUDICIARY		Other Miscellaneous Revenues	669,653.26	Bank Corp. Taxes		
Municipal Courts	28,800.00	Prior Years Surplus Appropriated	392,000.00	Added and Omitted Taxes		128,462.66
PUBLIC SAFETY		Reserve For Uncollected Taxes	244,982.26	Total Taxes Levied - ABSTRACT		3,136,764.69
Fire Protection	38,672.89	TOTAL	4,280,255.23	Total Taxes Billed		3,136,408.73
Police Protection	2,630.00	CAPITAL OUTLAY	56,795.40	1989 TAXES COLLECTED		2,861,479.58
Civil Defense & Disaster Control	1,500.00	Public Enterprises		1989 Taxes Cancelled, Abated or Adjusted		1,003.69
Environmental Inspection & Control	25,350.00	Recreation-Culture		Transfer to Tax Title Liens or Foreclosed		1,434.16
Other Public Safety		Public Works	36,535.00	Balance Outstanding Dec. 31, 1989		274,491.30
PUBLIC WORKS		Buildings and Grounds	210.40	PRIOR YEARS TAXES OUTSTANDING		
Streets and Drainage	354,930.00	Library and Education		Balance January 1, 1989		253,535.39
Sewers and Sewage Processing	2,702.69	Conservation		Collected in 1989		216,246.53
Garbage and Trash Disposal		All Other		Cancelled, Abated or Adjusted 1989		1,668.01
Public Buildings and Grounds	41,600.00	CAPITAL DEBT AUTHORIZED, DECEMBER 31, 1989		Transfers to Tax Title Liens or Foreclosed		4,087.24
Other Public Works		ISSUED AND UNISSUED		Balance December 31, 1989		36,683.61
HEALTH and WELFARE		School	4,452,457	TAX TITLE LIENS OUTSTANDING		
Health Services Except Environmental	1,710.00	Self-Liquidating	204,250	Balance January 1, 1989		1,743.08
Welfare-Public Assistance	1,100.00	Other	204,250	Transfer From Taxes		6,252.00
Hospital, Clinics, First Aid	500.00	Total	4,656,707	Redeemed in 1989		1,135.06
Animal, Insect, & Rodent Control	3,500.00	ISSUED AND OUTSTANDING		Cancelled, Abated or Adjusted (1989)		
Other Welfare Services		School	3,845,401.89	Transfers to Foreclosed Property		
RECREATION and CONSERVATION		Self-Liquidating		Balance December 31, 1989		6,360.02
Beaches and Boardwalks		Other		PROPERTY ACQUIRED BY DEED OR FORECLOSURE		
Parks, Playgrounds, Shade Trees		Total	3,845,401.89	Balance January 1, 1989		14,000.00
Land Reclamation & Conservation	21,500.00	EQUALIZED VALUATION BASIS		Transfers From Taxes or Liens		
Other Recreational Services	25,000.00	FOR NET DEBT COMPUTATION	133,826,955	Sale for Cash (1989)		
EDUCATION (excluding schools)		REAL PROPERTY VALUATIONS		Cancelled, Abated or Adjusted (1989)		
Libraries		Code Class # of Parcels % VAL'N		Balance December 31, 1989		14,000.00
Other Educational Services		1 Vacant Land 120 3.49		CURRENT FINANCES DECEMBER 31, 1989		
STATUTORY EXPENDITURES		2 Residential 474 43.71		ASSETS		
Pensions & F. L. C. A.	27,630.00	3 Farm 529 20.32		Cash Dec. 31, 1989		927,257.85
Employee Fringe Benefits	27,500.00	4a Commercial 37 11.70		Taxes Receivable		311,174.91
Other Statutory Expenditures	2,000.00	4b Industrial 24 15.78		Tax Title Liens		6,860.02
CETA And Other Public Employment Programs		4c Apartments		Foreclosed Property		14,000.00
MUNICIPAL FUNCTIONS		Total	1184	Emergencies & Other Deferred Charges		13,900.00
CAPITAL IMPROVEMENTS		Land Area 18.70 Sq. Miles		State and Federal Aid Receivable		
DEBT SERVICE		Net Valuation Taxable-Municipal	82,690,826	Other Receivables		2,050.39
Principal Payments		Net Valuation Taxable-County	133,853,112	Total		1,275,243.17
Interest Payments		State Equalized Valuation	161,176,428	LIABILITIES, RESERVES, AND SURPLUS		
DEFERRED CHARGES		State Equalization Ratio	51.20	Cash Liabilities		337,090.17
SCHOOL, COUNTY, SPECIAL DISTRICT TAXES	2,701,441.77			Reserves for Receivables		334,085.32
RESERVE FOR UNCOLLECTED TAXES	244,982.26			Surplus Dec. 31, 1989		604,067.68
EXPENDITURES				Total		1,275,243.17
TOTAL	3,933,519.61					

*Includes County Health Service Taxes, County Vacational School Taxes, or County Open Space Tax. See Table 13.

1513
 Population 1980 2,908
 Population 1990 3,078
 A & P Rating
 Moody Rating

General Tax Rate Per \$100. 2.57
 State Equalized Tax Rate 2.22

LAKEHURST BOROUGH - OCEAN COUNTY
 Form of Government:
Borough Council
 Number of Members on Governing Body - 6

PER CAPITA:
 Gross Debt 572.35
 Net Debt 202.18
 Debt Service
 Total Tax Levy 526.19
 Municipal Expenditures 495.76

PER CENT:
 Gross Debt 2.99
 Net Debt 1.06
 Tax Levy Collected 90.35
 Tax Levy Cancelled, Abated or Adjusted .20

EXPENDITURES	REVENUES-REALIZED	1989 PROPERTY TAX	
GENERAL GOVERNMENT		STATE EQUALIZED TAX RATE	
Governing Body & Public Boards	1989 Property Taxes Collected 1,463,648.64	Local District School Taxes .65	467,649.74
Municipal Clerk	1989 Payments in Lieu of Taxes	Regional & Consolidated School Tax	
Financial Administration 3,200.00	Delinquent Tax & Lien Collections 126,977.75	School Taxes in Municipal Budget	
Assessment of Taxes 4,901.23	Business Personalty Replacement Taxes 14,749.95	County Taxes .35 *	247,745.64
Collection of Taxes 1,500.00	Taxes from Public Utilities 121,895.00	County Library Taxes .02	16,250.11
Planning, Housing & Development 3,500.00	Other Miscellaneous Tax Revenues	Local Municipal Purpose Taxes 1.20	861,025.00
Human Resources 60,291.52	State Aid Revenues 193,968.65	Veteran & Senior Citizen Taxes	24,550.00
Elections 2,000.00	Federal Aid Revenues	Total Taxes for Rate Computation 2.22	1,617,220.49
General Administration (other) 220,450.00	State and Local Fiscal Assistance Act Utilized	Special District Taxes	
JUDICIARY	Sale of Acquired Property	Bank Corp. Taxes	
Municipal Courts 62,774.59	Other Miscellaneous Revenues 215,925.61	Added and Omitted Taxes	26,946.49
PUBLIC SAFETY	Total 2,137,165.60	Total Taxes Levied - ABSTRACT	1,619,616.98
Fire Protection 23,251.79	Prior Years Surplus Appropriated 40,000.00	Total Taxes Billed	1,620,006.60
Police Protection 325,932.24	REVENUES TOTAL 2,177,165.60	1989 TAXES COLLECTED	1,463,648.64
Civil Defense & Disaster Control 2,000.00	Reserve For Uncollected Taxes 170,800.00	1989 Taxes Cancelled, Abated or Adjusted	3,279.27
Environmental Inspection & Control 1,750.00	CAPITAL OUTLAY TOTAL 382,782.53	Transfer to Tax Title Liens or Foreclosed	12,473.60
Other Public Safety	Public Enterprises 46,000.00	Balance Outstanding Dec. 31, 1989	140,605.09
PUBLIC WORKS	Recreation-Culture	PRIOR YEARS TAXES OUTSTANDING	
Streets and Drainage 210,645.00	Public Works 323,282.53	Balance January 1, 1989	128,416.55
Sewers and Sewage Processing 157,000.00	Buildings and Grounds 13,500.00	Collected in 1989	118,391.90
Garbage and Trash Disposal 32,632.73	Library and Education	Cancelled, Abated or Adjusted 1989	
Public Buildings and Grounds 13,000.00	Conservation	Transfers to Tax Title Liens or Foreclosed	9,079.56
Other Public Works	All Other	Balance December 31, 1989	945.09
HEALTH and WELFARE	CAPITAL DEBT AUTHORIZED, DECEMBER 31, 1989	TAX TITLE LIENS OUTSTANDING	
Health Services Except Environmental 697.95	ISSUED AND UNISSUED GROSS DEBT NET DEBT	Balance January 1, 1989	23,290.95
Welfare-Public Assistance 3,048.09	Schaal 681,000	Transfer From Taxes	23,389.30
Hospital, Clinics, First Aid 4,300.00	Self-Liquidating 458,411	Redeemed in 1989	8,585.85
Animal, Insect, & Rodent Control	Other 622,296	Cancelled, Abated or Adjusted (1989)	
Other Welfare Services	Total 1,761,707	Transfers to Foreclosed Property	38,094.40
CREATION and CONSERVATION	ISSUED AND OUTSTANDING	Balance December 31, 1989	
Beaches and Boardwalks	Schaal 681,000.00	PROPERTY ACQUIRED BY DEED OR FORECLOSURE	
Parks, Playgrounds, Shode Trees	Self-Liquidating 412,411.00	Balance January 1, 1989	77,741.66
Land Reclamation & Conservation	Other 593,196.75	Transfers From Taxes or Liens	
Other Recreational Services 2,350.00	Total 1,686,607.75	Sale for Cash (1989)	
EDUCATION (excluding schools)	EQUALIZED VALUATION BASIS FOR NET DEBT COMPUTATION 58,960,640	Cancelled, Abated or Adjusted (1989)	
Libraries	REAL PROPERTY VALUATIONS	Balance December 31, 1989	77,741.66
Other Educational Services	Code Class # of Parcels % VAL'N ASSESSED VALUATION	CURRENT FINANCES DECEMBER 31, 1989	
STATUTORY EXPENDITURES	1 Vacant Land 81 3.49 2,058,000.00	ASSETS	
Pensions & F. I. C. A. 86,963.33	2 Residential 670 74.18 43,752,600.00	Cash Dec. 31, 1989	797,725.11
Employee Fringe Benefits 96,700.00	3 Farm 52 22.13 13,054,400.00	Taxes Receivable	141,550.18
Other Statutory Expenditures 1,569.67	4a Commercial 52 22.13 13,054,400.00	Tax Title Liens	38,094.40
ETA And Other Public Employment Programs	4b Industrial 1 118,700.00	Foreclosed Property	77,741.66
MUNICIPAL FUNCTIONS	4c Apartments 804 58,983,700.00	Emergencies & Other Deferred Charges	84,814.25
CAPITAL IMPROVEMENTS	Total 804 86.55	State and Federal Aid Receivable	
DEBT SERVICE	Land Area .95 Sq. Miles	Other Receivables	68,303.84
Principal Payments	Net Valuation Taxable-Municipal 61,890,446	Total	1,208,229.44
Interest Payments	Net Valuation Taxable-County 63,210,249	LIABILITIES, RESERVES, AND SURPLUS	
DEFERRED CHARGES	State Equalized Valuation 71,056,602	Cash Liabilities	714,654.06
SCHOOL, COUNTY, SPECIAL DISTRICT TAXES	State Equalization Ratio 86.55	Reserves for Receivables	325,690.08
SERVE FOR UNCOLLECTED TAXES		Surplus Dec. 31, 1989	167,885.30
EXPENDITURES TOTAL 2,257,547.60		Total	1,208,229.44

*Includes County Health Service Taxes, County Vocational School Taxes, or County Open Space Tax. See Table 13.

1514
 Population 1980 33,464
 Population 1990 45,043
 S & P Rating
 Moody Rating 3AA1

General Tax Rate Per \$100. 3.23
 State Equalized Tax Rate 1.93

LAKWOOD TOWNSHIP - OCEAN COUNTY

Form of Government:

Township Committee

Number of Members on Governing Body - 5

PER CAPITA: Gross Debt 339.44 Net Debt 534.66 Debt Service 42.50 Total Tax Levy 974.51 Municipal Expenditures 557.30
 PER CENT: Gross Debt 2.37 Net Debt 1.51 Tax Levy Collected 93.71 Tax Levy Cancelled, Abated or Adjusted .23

EXPENDITURES		REVENUES-REALIZED			1989 PROPERTY TAX	
GENERAL GOVERNMENT		REVENUES			STATE EQUALIZED TAX RATE	
Governing Body & Public Boards	500.00	1989 Property Taxes Collected	36,924,863.76	Local District School Taxes	1.01	19,209,222.37
Municipal Clerk		1989 Payments in Lieu of Taxes	220,005.03	Regional & Consolidated School Tax		
Financial Administration	1,57,334.00	Delinquent Tax & Lien Collections	1,478,414.67	School Taxes in Municipal Budget		
Assessment of Taxes	507,924.00	Business Personalty Replacement Taxes	247,479.80	County Taxes	.37 *	7,032,957.16
Collection of Taxes	139,537.00	Taxes from Public Utilities	2,289,435.00	County Library Taxes		
Planning, Housing & Development	155,718.00	Other Miscellaneous Tax Revenues		Local Municipal Purpose Taxes	.60	11,363,634.00
Human Resources	943,379.92	State Aid Revenues	1,403,992.48	Veteran & Senior Citizen Taxes		527,600.00
Elections	5,000.00	Federal Aid Revenues		Total Taxes for Rate Computation	1.98	38,133,413.53
General Administration (other)	3,012,952.00	State and Local Fiscal Assistance Act Utilized	9,087.00	Special District Taxes		988,747.00
JUDICIARY		Sale of Acquired Property		Bank Corp. Taxes		
Municipal Courts	244,315.00	Other Miscellaneous Revenues	5,217,361.50	Added and Omitted Taxes		800,469.13
PUBLIC SAFETY		Total	47,774,649.24	Total Taxes Levied - ABSTRACT		39,395,029.66
Fire Protection	5,722.00	Prior Years Surplus Appropriated	3,800,000.00	Total Taxes Billed		39,403,881.46
Police Protection	5,164,803.56	REVENUES TOTAL	51,594,649.24	1989 TAXES COLLECTED		36,924,863.76
Civil Defense & Disaster Control	13,353.00	Reserve For Uncollected Taxes	2,533,535.99	1989 Taxes Cancelled, Abated or Adjusted		89,342.94
Environmental Inspection & Control	547,263.00	CAPITAL OUTLAY TOTAL	2,633,713.14	Transfer to Tax Title Liens or Foreclosed		407,129.29
Other Public Safety		Public Enterprises		Balance Outstanding Dec. 31, 1989		1,982,545.47
PUBLIC WORKS		Recreation-Culture	15,065.36	PRIOR YEARS TAXES OUTSTANDING		
Streets and Drainage	1,153,631.00	Public Works	767,093.91	Balance January 1, 1989		1,726,179.45
Sewers and Sewage Processing		Buildings and Grounds	1,551,685.97	Collected in 1989		1,429,166.95
Garbage and Trash Disposal	2,153,532.00	Library and Education	149,867.90	Cancelled, Abated or Adjusted 1989		10,040.44
Public Buildings and Grounds	636,045.00	Conservation		Transfers to Tax Title Liens or Foreclosed		174,031.94
Other Public Works	174,346.00	All Other		Balance December 31, 1989		112,890.12
HEALTH and WELFARE		CAPITAL DEBT AUTHORIZED, DECEMBER 31, 1989		TAX TITLE LIENS OUTSTANDING		
Health Services Except Environmental	1,51,712.54	ISSUED AND UNISSUED		Balance January 1, 1989		316,609.25
Welfare-Public Assistance	649,344.00	School	13,634,450	Transfer From Taxes		605,309.98
Hospital, Clinics, First Aid	30,000.00	Self-Liquidating		Redeemed in 1989		49,247.72
Animal, Insect, & Rodent Control		Other	24,085,455	Cancelled, Abated or Adjusted (1989)		18,500.44
Other Welfare Services		Total	37,769,905	Transfers to Foreclosed Property		18,500.44
RECREATION and CONSERVATION		ISSUED AND OUTSTANDING		Balance December 31, 1989		854,171.07
Beaches and Boardwalks		Schaal	13,634,000.00	PROPERTY ACQUIRED BY DEED OR FORECLOSURE		
Parks, Playgrounds, Shade Trees	641,232.00	Self-Liquidating		Balance January 1, 1989		6,831,299.56
Land Reclamation & Conservation	9,000.00	Other	10,642,000.00	Transfers From Taxes or Liens		
Other Recreational Services	159,763.00	Total	24,276,000.00	Sole for Cash (1989)		
EDUCATION (excluding schools)		EQUALIZED VALUATION BASIS		Cancelled, Abated or Adjusted (1989)		13,100.00
Libraries	586,224.00	FOR NET DEBT COMPUTATION	1,593,854,147	Balance December 31, 1989		6,818,199.56
Other Educational Services		REAL PROPERTY VALUATIONS		CURRENT FINANCES DECEMBER 31, 1989		
STATUTORY EXPENDITURES		Code Class # of Parcels % VAL'N		ASSETS		
Pensions & F. I. C. A.	1,326,763.00	1 Vacant Land 4114 3.56	40,951,800.00	Cash Dec. 31, 1989		10,077,162.13
Employee Fringe Benefits	1,374,000.00	2 Residential 12922 68.25	784,945,600.00	Taxes Receivable		2,095,435.59
Other Statutory Expenditures	7,206.00	3 Farm 75 .60	6,835,000.00	Tox Title Liens		854,171.07
CETA And Other Public Employment Programs		4a Commercial 473 13.41	154,205,300.00	Foreclosed Property		6,818,199.56
MUNICIPAL FUNCTIONS TOTAL	19,997,220.02	4b Industrial 119 8.07	92,911,100.00	Emergencies & Other Deferred Charges		671,950.00
CAPITAL IMPROVEMENTS *MEMO*	400,000.00	4c Apartments 81 6.11	70,287,800.00	State and Federal Aid Receivable		13,341.82
DEBT SERVICE		Total	1,150,036,600.00	Other Receivables		256,858.71
Principal Payments	1,156,000.00	Land Area 24.40 Sq. Miles		Total		20,787,118.88
Interest Payments	758,569.08	Net Valuation Taxable-Municipal	1,163,419,343	LIABILITIES, RESERVES, AND SURPLUS		
DEFERRED CHARGES	659,968.80	Net Valuation Taxable-County	1,778,328,205	Cash Liabilities		7,890,405.20
SCHOOL, COUNTY, SPECIAL DISTRICT TAXES	27,230,926.53	State Equalized Valuation	1,886,101,518	Reserves for Receivables		10,296,614.93
RESERVE FOR UNCOLLECTED TAXES	2,533,535.99	State Equalization Ratio	61.41	Surplus Dec. 31, 1989		2,600,098.75
EXPENDITURES TOTAL	52,336,220.42			Total		20,787,118.88

Population 1980 4,044
 Population 1990 3,927
 S & P Rating
 Moody Rating

General Tax Rate Per \$100. 1.35
 State Equalized Tax Rate 1.55

LAMBERTVILLE CITY - HUNTERDON CO.

Form of Government:
 Small Municipality Plan C (OMCL 50)
 Number of Members on Governing Body - 5

PER CAPITA: 354.22
 Gross Debt 84.67
 Net Debt .64
 Debt Service 1,101.98
 Total Tax Levy 617.61
 Municipal Expenditures

PER CENT:
 Gross Debt .61
 Net Debt .15
 Tax Levy Collected 89.83
 Tax Levy Cancelled, Aboted or Adjusted 2.08

EXPENDITURES		REVENUES-REALIZED		1989 PROPERTY TAX	
GENERAL GOVERNMENT		REVENUES-REALIZED		STATE EQUALIZED TAX RATE	
Governing Body & Public Boards		1989 Property Taxes Collected	3,887,382.25	Local District School Taxes	.44 1,183,637.00
Municipal Clerk		1989 Payments in Lieu of Taxes	8,556.75	Regional & Consolidated School Tax	.48 1,271,697.13
Financial Administration	19,600.00	Delinquent Tax & Lien Collections	285,288.87	School Taxes in Municipal Budget	
Assessment of Taxes	12,930.00	Business Personalty Replocement Taxes	76,855.68	County Taxes	.30 813,002.11
Collection of Taxes	30,224.00	Taxes from Public Utilities	320,164.00	County Library Taxes	
Planning, Housing & Development	355,728.00	Other Miscellaneous Tax Revenues		Local Municipal Purpose Taxes	.32 854,722.39
Human Resources	43,706.21	State Aid Revenues	88,687.90	Veteran & Senior Citizen Taxes	53,300.00
Elections		Federal Aid Revenues	350,000.00	Total Taxes for Rate Computation	1.54 4,176,358.63
General Administration (other)	165,976.00	State and Local Fiscal Assistance Act Utilized		Special District Taxes	180,430.93
JUDICIARY		State and Local Fiscal Assistance Act Utilized		Bank Corp. Taxes	
Municipal Courts	39,452.00	Sole of Acquired Property		Added and Omitted Taxes	23,971.84
PUBLIC SAFETY		Other Miscellaneous Revenues	540,667.87	Total Taxes Levied - ABSTRACT	4,327,461.40
Fire Protection	10,346.00	Total	5,557,603.32	Total Taxes Billed	4,327,461.40
Police Protection	371,032.68	Prior Years Surplus Appropriated	200,000.00	1989 TAXES COLLECTED	3,887,382.25
Civil Defense & Disaster Control	286.00	REVENUES TOTAL	5,757,603.32	1989 Taxes Cancelled, Aboted or Adjusted	90,190.73
Environmental Inspection & Control	53,647.00	Reserve For Uncollected Taxes	510,800.00	Transfer to Tax Title Liens or Foreclosed	13,170.24
Other Public Safety		CAPITAL OUTLAY TOTAL	287,689.47	Balance Outstanding Dec. 31, 1989	336,718.18
PUBLIC WORKS		Public Enterprises		PRIOR YEARS TAXES OUTSTANDING	
Streets and Drainage	144,369.21	Recreation-Culture		Balance January 1, 1989	285,274.54
Sewers and Sewage Processing		Public Works	68,580.47	Collected in 1989	282,082.54
Garbage and Trash Disposal	385,495.70	Buildings and Grounds	219,109.00	Cancelled, Aboted or Adjusted 1989	826.84
Public Buildings and Grounds	30,403.66	Librory and Educatian		Balance December 31, 1989	2,365.16
Other Public Works		Conservation		TAX TITLE LIENS OUTSTANDING	
HEALTH and WELFARE		All Other		Balance January 1, 1989	46,453.64
Health Services Except Environmental		CAPITAL DEBT AUTHORIZED, DECEMBER 31, 1989		Transfer From Taxes	14,134.19
Welfare-Public Assistance	1,050.00	ISSUED AND UNISSUED		Redeemed in 1989	3,206.33
Hospital, Clinics, First Aid		School	1,058,540	Cancelled, Aboted or Adjusted (1989)	974.62
Animal, Insect, & Rodent Control	1.00	Self-Liquidoting		Transfers to Foreclosed Property	3,216.89
Other Welfare Services		Other	332,500	Balance December 31, 1989	53,189.99
RECREATION and CONSERVATION		Total	1,391,040	PROPERTY ACQUIRED BY DEED OR FORECLOSURE	
Beaches and Boardwalks		ISSUED AND OUTSTANDING		Balance January 1, 1989	50,908.11
Parks, Playgrounds, Shade Trees		School		Transfers From Taxes or Liens	3,216.89
Land Reclamation & Conservation		Self-Liquidoting		Sale for Cosh (1989)	
Other Recreational Services		Other		Cancelled, Aboted or Adjusted (1989)	
EDUCATION (excluding schools)		Total	325,000.00	Balance December 31, 1989	54,125.00
Libraries	33,582.00	EQUALIZED VALUATION BASIS FOR NET DEBT COMPUTATION		CURRENT FINANCES DECEMBER 31, 1989	
Other Educational Services		REAL PROPERTY VALUATIONS		ASSETS	
STATUTORY EXPENDITURES		Code Class # of Parcels % VAL'N		Cash Dec. 31, 1989	585,576.37
Pensions & F. L. C. A.	80,276.47	1 Vacant Land 318 4.27	12,807,100.00	Taxes Receivable	339,083.34
Employee Fringe Benefits	54,690.00	2 Residential 1390 71.55	214,668,100.00	Tox Title Liens	53,189.99
Other Statutory Expenditures		3 Form		Foreclosed Property	54,125.00
CETA And Other Public Employment Programs		4a Commercial 174 17.73	53,342,800.00	Emergencies & Other Deferred Charges	107,220.90
MUNICIPAL FUNCTIONS TOTAL	1,839,845.93	4b Industrial 14 3.12	9,372,000.00	State and Federal Aid Receivable	7,677.79
CAPITAL IMPROVEMENTS * MEMO *	48,600.00	4c Apartments 25 3.28	9,834,700.00	Other Receivables	66,914.72
DEBT SERVICE		Total 1921	300,024,700.00	Total	1,213,788.11
Principal Payments		Land Area 1.10 Sq. Miles		LIABILITIES, RESERVES, AND SURPLUS	
Interest Payments	2,499.99	Net Valuation Taxable-Municipal	300,718,222	Cash Liabilities	188,651.52
DEFERRED CHARGES	72,223.21	Net Valuation Taxable-County	234,617,434	Reserves for Receivables	513,313.05
SCHOOL, COUNTY, SPECIAL DISTRICT TAXES	3,448,767.17	State Equalized Valuation	267,145,298	Surplus Dec. 31, 1989	511,823.54
RESERVE FOR UNCOLLECTED TAXES	510,800.00	State Equalization Ratio	112.60	Total	1,213,788.11
EXPENDITURES TOTAL	5,874,136.30				

0420

Population 1980 2,249
 Population 1990 2,341
 S & P Rating
 Moody Rating BAA1

General Tax Rate Per \$100. 4.00
 State Equalized Tax Rate 2.71

LAUREL SPRINGS BORO. - CAMDEN CO.

Form of Government:

Borough Council

Number of Members on Governing Body - 6

PER CAPITA:

Gross Debt 421.05
 Net Debt 261.29
 Debt Service 16.46
 Total Tax Levy 917.37
 Municipal Expenditures 439.57

PER CENT:

Gross Debt 1.72
 Net Debt 1.07
 Tax Levy Collected 97.18
 Tax Levy Cancelled, Abated or Adjusted

EXPENDITURES	REVENUES-REALIZED	1989 PROPERTY TAX	
GENERAL GOVERNMENT		STATE EQUALIZED TAX RATE	1.16
Governing Body & Public Boards		Local District School Taxes	914,163.00
Municipal Clerk		Regional & Consolidated School Tax	
Financial Administration	31,925.50	School Taxes in Municipal Budget	
Assessment of Taxes	7,795.00	County Taxes	.83 653,131.04
Collection of Taxes	12,818.50	County Library Taxes	.02 17,249.13
Planning, Housing & Development	4,477.50	Local Municipal Purpose Taxes	.69 543,000.00
Human Resources	23,275.00	Veteran & Senior Citizen Taxes	28,450.00
Elections		Total Taxes for Rate Computation	2.70 2,155,993.17
General Administration (other)	193,523.00	Special District Taxes	
JUDICIARY		Bank Corp. Taxes	
Municipal Courts	24,745.00	Added and Omitted Taxes	20,031.32
PUBLIC SAFETY		Total Taxes Levied - ABSTRACT	2,147,574.49
Fire Protection	29,562.32	Total Taxes Billed	2,148,647.61
Police Protection	122,367.93	1989 TAXES COLLECTED	2,088,146.19
Civil Defense & Disaster Control	3,350.00	1989 Taxes Cancelled, Abated or Adjusted	
Environmental Inspection & Control	26,120.00	Transfer to Tax Title Liens or Foreclosed	
Other Public Safety		Balance Outstanding Dec. 31, 1989	60,501.42
PUBLIC WORKS		PRIOR YEARS TAXES OUTSTANDING	
Streets and Drainage	50,292.11	Balance January 1, 1989	49,432.30
Sewers and Sewage Processing	2,935.00	Collected in 1989	49,209.46
Garbage and Trash Disposal	213,505.00	Cancelled, Abated or Adjusted 1989	
Public Buildings and Grounds	15,200.00	Transfers to Tax Title Liens or Foreclosed	
Other Public Works	13,400.00	Balance December 31, 1989	222.84
HEALTH and WELFARE		TAX TITLE LIENS OUTSTANDING	
Health Services Except Environmental	1,937.50	Balance January 1, 1989	
Welfare-Public Assistance	1,150.00	Transfer From Taxes	
Hospital, Clinics, First Aid		Redeemed in 1989	
Animal, Insect, & Rodent Control		Cancelled, Abated or Adjusted (1989)	
Other Welfare Services		Transfers to Foreclosed Property	
RECREATION and CONSERVATION		Balance December 31, 1989	
Beaches and Boardwalks		PROPERTY ACQUIRED BY DEED OR FORECLOSURE	
Parks, Playgrounds, Shade Trees	3,000.00	Balance January 1, 1989	551.00
Land Reclamation & Conservation		Transfers From Taxes or Liens	
Other Recreational Services	3,777.50	Sole for Cash (1989)	
EDUCATION (excluding schools)		Cancelled, Abated or Adjusted (1989)	
Libraries		Balance December 31, 1989	551.00
Other Educational Services		CURRENT FINANCES DECEMBER 31, 1989	
STATUTORY EXPENDITURES		ASSETS	
Pensions & F. I. C. A.	32,000.00	Cash Dec. 31, 1989	573,353.04
Employee Fringe Benefits		Taxes Receivable	60,724.26
Other Statutory Expenditures	1,000.00	Tax Title Liens	551.00
CETA And Other Public Employment Programs		Foreclosed Property	10,495.10
MUNICIPAL FUNCTIONS	265,141.91	Emergencies & Other Deferred Charges	
CAPITAL IMPROVEMENTS		State and Federal Aid Receivable	
DEBT SERVICE		Other Receivables	47,534.16
Principal Payments	6,500.00	Total	692,757.56
Interest Payments	32,027.05	LIABILITIES, RESERVES, AND SURPLUS	
DEFERRED CHARGES	1,770.99	Cash Liabilities	261,026.59
SCHOOL, COUNTY, SPECIAL DISTRICT TAXES	1,564,543.17	Reserves for Receivables	103,909.42
RESERVE FOR UNCOLLECTED TAXES	123,533.10	Surplus Dec. 31, 1989	322,821.55
EXPENDITURES	TOTAL	Total	692,757.56
	2,613,575.22		
		Land Area	.45 Sq. Miles
		Net Valuation Taxable-Municipal	53,255,343
		Net Valuation Taxable-County	65,760,311
		State Equalized Valuation	74,090,666
		State Equalization Ratio	67.20

Population 1980 2,072
 Population 1990 2,299
 S & P Rating BBB+
 Moody Rating

General Tax Rate Per \$100. 1.64
 State Equalized Tax Rate .93

LAVALLETTE BOROUGH - OCEAN COUNTY

Form of Government:

Borough Council

Number of Members on Governing Body - 6

PER CAPITA:

Gross Debt 1,579.65
 Net Debt 717.53
 Debt Service 98.46
 Total Tax Levy 2,769.66
 Municipal Expenditures 1,472.55

PER CENT:

Gross Debt .59
 Net Debt .27
 Tax Levy Collected 95.99
 Tax Levy Cancelled, Abated or Adjusted

EXPENDITURES	REVENUES-REALIZED	1989 PROPERTY TAX	
GENERAL GOVERNMENT		STATE EQUALIZED TAX RATE	.25
Governing Body & Public Boards	4,500.00	Local District School Taxes	1,706,601.00
Municipal Clerk		Regional & Consolidated School Tax	
Financial Administration	900.00	School Taxes in Municipal Budget	
Assessment of Taxes	7,500.00	County Taxes	.37 *
Collection of Taxes	23,000.00	County Library Taxes	.02
Planning, Housing & Development	23,700.00	Local Municipal Purpose Taxes	.28
Human Resources	72,564.50	Veteran & Senior Citizen Taxes	45,950.00
Elections	1,000.00	Total Taxes for Rate Computation	.92
General Administration (other)	309,171.00	Special District Taxes	
JUDICIARY		Bank Corp. Taxes	
Municipal Courts	82,975.38	Added and Omitted Taxes	22,174.93
PUBLIC SAFETY		Total Taxes Levied - ABSTRACT	6,367,442.63
Fire Protection	63,499.71	Total Taxes Billed	6,369,016.70
Police Protection	669,436.00	1989 TAXES COLLECTED	6,113,361.13
Civil Defense & Disaster Control	9,000.00	1989 Taxes Cancelled, Abated or Adjusted	
Environmental Inspection & Control	17,000.00	Transfer to Tax Title Liens or Foreclosed	
Other Public Safety		Balance Outstanding Dec. 31, 1989	255,655.57
PUBLIC WORKS		PRIOR YEARS TAXES OUTSTANDING	
Streets and Drainage	53,500.00	Balance January 1, 1989	183,349.44
Sewers and Sewage Processing		Collected in 1989	174,628.60
Garbage and Trash Disposal	438,600.00	Cancelled, Abated or Adjusted 1989	9.87
Public Buildings and Grounds	70,500.00	Transfers to Tax Title Liens or Foreclosed	
Other Public Works	279,000.00	Balance December 31, 1989	8,710.97
HEALTH and WELFARE		TAX TITLE LIENS OUTSTANDING	
Health Services Except Environmental	1,600.00	Balance January 1, 1989	
Welfare-Public Assistance	1,450.00	Transfer From Taxes	
Hospital, Clinics, First Aid		Redeemed in 1989	
Animal, Insect, & Rodent Control	3,200.00	Cancelled, Abated or Adjusted (1989)	
Other Welfare Services		Transfers to Foreclosed Property	
RECREATION and CONSERVATION		Balance December 31, 1989	
Beaches and Boardwalks	216,650.00	PROPERTY ACQUIRED BY DEED OR FORECLOSURE	
Parks, Playgrounds, Shade Trees	3,000.00	Balance January 1, 1989	
Land Reclamation & Conservation	37,771.63	Transfers From Taxes or Liens	
Other Recreational Services	49,035.00	Sale for Cash (1989)	
EDUCATION (excluding schools)		Cancelled, Abated or Adjusted (1989)	
Libraries		Balance December 31, 1989	
Other Educational Services	2,000.00	CURRENT FINANCES DECEMBER 31, 1989	
STATUTORY EXPENDITURES		ASSETS	
Pensions & F. L. C. A.	162,099.68	Cash Dec. 31, 1989	1,568,403.27
Employee Fringe Benefits	161,500.00	Taxes Receivable	264,366.54
Other Statutory Expenditures		Tax Title Liens	
CETA And Other Public Employment Programs		Foreclosed Property	
MUNICIPAL FUNCTIONS		Emergencies & Other Deferred Charges	
CAPITAL IMPROVEMENTS	2,786,102.90	State and Federal Aid Receivable	42,711.40
DEBT SERVICE		Other Receivables	75,568.00
Principal Payments	145,000.00	Total	1,951,049.21
Interest Payments	31,358.11	LIABILITIES, RESERVES, AND SURPLUS	
DEFERRED CHARGES		Cash Liabilities	1,214,381.90
SCHOOL, COUNTY, SPECIAL DISTRICT TAXES	122,538.72	Reserves for Receivables	339,934.54
RESERVE FOR UNCOLLECTED TAXES		Surplus Dec. 31, 1989	396,732.77
EXPENDITURES		Total	1,951,049.21
TOTAL	7,810,746.81		

REVENUES-REALIZED		CAPITAL DEBT AUTHORIZED, DECEMBER 31, 1989	
1989 Property Taxes Collected	6,113,361.13	ISSUED AND UNISSUED	GROSS DEBT
1989 Payments in Lieu of Taxes		School	900,000
Delinquent Tax & Lien Collections	174,628.60	Self-Liquidating	1,097,000
Business Personalty Replacement Taxes	10,779.56	Other	1,534,611
Taxes from Public Utilities	145,798.00	Total	3,631,611
Other Miscellaneous Tax Revenues		NET DEBT	75,000
State Aid Revenues	92,278.61		1,574,611
Federal Aid Revenues			1,049,611
State and Local Fiscal Assistance Act Utilized		ISSUED AND OUTSTANDING	
Sale of Acquired Property		School	900,000.00
Other Miscellaneous Revenues	376,142.92	Self-Liquidating	964,932.56
Total	7,412,988.82	Other	1,359,500.00
Prior Years Surplus Appropriated	340,000.00	Total	3,224,432.56
REVENUES	TOTAL	EQUALIZED VALUATION BASIS	
Reserve For Uncollected Taxes	250,316.08	FOR NET DEBT COMPUTATION	611,745,070
TOTAL	187,969.86	REAL PROPERTY VALUATIONS	
		Code Class # of Parcels % VAL'N	ASSESSED VALUATION
Public Enterprises		1 Vacant Land 117 2.92	11,205,200.00
Recreation-Culture	10,780.34	2 Residential 2446 92.53	355,652,000.00
Public Works	172,119.52	3 Farm	
Buildings and Grounds	5,070.00	4a Commercial 64 3.96	15,237,700.00
Library and Education		4b Industrial	
Conservation		4c Apartments 7 .50	2,257,400.00
All Other		Total 2634	384,353,300.00
		Land Area .65 Sq. Miles	
		Net Valuation Taxable-Municipal	387,002,547
		Net Valuation Taxable-County	644,027,097
		State Equalized Valuation	680,760,221
		State Equalization Ratio	56.68

*Includes County Health Service Taxes, County Vocational School Taxes, or County Open Space Tax. See Table 13.

Population 1980 3,042
 Population 1990 2,841
 S & P Rating
 Moody Rating

General Tax Rate Per \$100. 6.00
 State Equalized Tax Rate 3.23

LAWNSIDE BOROUGH - CAMDEN COUNTY
 Form of Government:
 Borough Council
 Number of Members on Governing Body - 6

PER CAPITA:
 Gross Debt 277.94
 Net Debt 101.23
 Debt Service 24.63
 Total Tax Levy 915.72
 Municipal Expenditures 574.09

PER CENT:
 Gross Debt 1.04
 Net Debt .39
 Tax Levy Collected 32.80
 Tax Levy Cancelled, Abated or Adjusted

EXPENDITURES		REVENUES-REALIZED		1989 PROPERTY TAX	
GENERAL GOVERNMENT		REVENUES-REALIZED		STATE EQUALIZED TAX RATE 1.45	
Governing Body & Public Boards		1989 Property Taxes Collected	2,336,337.25	Local District School Taxes	1,169,046.30
Municipal Clerk		1989 Payments in Lieu of Taxes		Regional & Consolidated School Tax	
Financial Administration	43,750.00	Delinquent Tax & Lien Collections	136,733.72	School Taxes in Municipal Budget	
Assessment of Taxes	7,570.00	Business Personalty Replacement Taxes	43,644.40	County Taxes	1.01 811,017.00
Collection of Taxes	5,085.00	Taxes from Public Utilities	400,737.00	County Library Taxes	.03 21,565.83
Planning, Housing & Development	3,535.00	Other Miscellaneous Tax Revenues		Local Municipal Purpose Taxes	.73 586,797.00
Human Resources	30,000.00	State Aid Revenues	139,144.25	Veteran & Senior Citizen Taxes	33,250.00
Elections	3,655.00	Federal Aid Revenues		Total Taxes for Rate Computation	3.23 2,622,376.13
General Administration (other)	321,030.00	State and Local Fiscal Assistance Act Utilized		Special District Taxes	
JUDICIARY		Sale of Acquired Property		Bank Corp. Taxes	
Municipal Courts	32,635.00	Other Miscellaneous Revenues	171,653.14	Added and Omitted Taxes	13,146.63
PUBLIC SAFETY		Total	3,323,705.46	Total Taxes Levied - ABSTRACT	2,601,572.76
Fire Protection	33,025.00	Prior Years Surplus Appropriated	119,301.14	Total Taxes Billed	2,602,172.90
Police Protection	237,134.00	REVENUES TOTAL	3,443,006.62	1989 TAXES COLLECTED	2,336,837.96
Civil Defense & Disaster Control	100.00	Reserve For Uncollected Taxes	224,472.45	1989 Taxes Cancelled, Abated or Adjusted	
Environmental Inspection & Control	15,030.00	CAPITAL OUTLAY TOTAL	50,662.34	Transfer to Tax Title Liens or Foreclosed	40,811.66
Other Public Safety		Public Enterprises		Balance Outstanding Dec. 31, 1989	224,523.28
PUBLIC WORKS		Recreation-Culture		PRIOR YEARS TAXES OUTSTANDING	
Streets and Drainage	65,135.00	Public Works		Balance January 1, 1989	182,238.55
Sewers and Sewage Processing		Buildings and Grounds	60,662.34	Collected in 1989	137,525.79
Garbage and Trash Disposal	190,000.00	Library and Education		Cancelled, Abated or Adjusted 1989	4,292.84
Public Buildings and Grounds	1,030.00	Conservation		Transfers to Tax Title Liens or Foreclosed	35,290.07
Other Public Works	43,616.96	All Other		Balance December 31, 1989	5,129.85
HEALTH and WELFARE		CAPITAL DEBT AUTHORIZED, DECEMBER 31, 1989		TAX TITLE LIENS OUTSTANDING	
Health Services Except Environmental	3,120.00	ISSUED AND UNISSUED		Balance January 1, 1989	77,624.87
Welfare-Public Assistance	7,235.00	School	121,000	Transfer From Taxes	95,426.83
Hospital, Clinics, First Aid		Self-Liquidating	315,000	Redeemed in 1989	49,212.93
Animal, Insect, & Rodent Control	2,500.00	Other	289,296	Cancelled, Abated or Adjusted (1989)	
Other Welfare Services		Total	795,296	Transfers to Foreclosed Property	
RECREATION and CONSERVATION		ISSUED AND OUTSTANDING		Balance December 31, 1989	113,838.77
Beaches and Boardwalks		School	191,000.00	PROPERTY ACQUIRED BY DEED OR FORECLOSURE	
Parks, Playgrounds, Shade Trees	32,000.00	Self-Liquidating	315,000.00	Balance January 1, 1989	497,340.00
Land Reclamation & Conservation	18,223.04	Other	38,800.00	Transfers From Taxes or Liens	
Other Recreational Services	5,600.00	Total	594,800.00	Sale for Cash (1989)	
EDUCATION (excluding schools)		EQUALIZED VALUATION BASIS FOR NET DEBT COMPUTATION		Cancelled, Abated or Adjusted (1989)	
Libraries		REAL PROPERTY VALUATIONS		Balance December 31, 1989	497,340.00
Other Educational Services		Code Class # of Parcels % VAL'N ASSESSED VALUATION		CURRENT FINANCES DECEMBER 31, 1989	
STATUTORY EXPENDITURES		1 Vacant Land 361 2.97 1,278,575.00		ASSETS	
Pensions & F. L. C. A.	66,625.00	2 Residential 887 57.60 24,756,850.00		Cash Dec. 31, 1989	446,937.97
Employee Fringe Benefits		3 Farm 50 21.93 9,424,983.00		Taxes Receivable	229,653.13
Other Statutory Expenditures	500.00	4a Commercial 2 14.46 6,215,600.00		Tax Title Liens	113,838.77
CETA And Other Public Employment Programs		4c Apartments 5 3.04 1,307,100.00		Foreclosed Property	497,340.00
MUNICIPAL FUNCTIONS TOTAL	1,275,005.00	Total 1305 42,983,108.00		Emergencies & Other Deferred Charges	
CAPITAL IMPROVEMENTS * MEMO *	100.00	Land Area 1.43 Sq. Miles		State and Federal Aid Receivable	59,444.34
DEBT SERVICE		Net Valuation Taxable-Municipal	43,157,618	Other Receivables	75,524.69
Principal Payments	60,000.00	Net Valuation Taxable-County	82,217,222	Total	1,422,738.90
Interest Payments	9,935.00	State Equalized Valuation	80,098,474	LIABILITIES, RESERVES, AND SURPLUS	
DEFERRED CHARGES		State Equalization Ratio	53.73	Cash Liabilities	376,681.94
SCHOOL, COUNTY, SPECIAL DISTRICT TAXES	2,001,629.13			Reserves for Receivables	914,046.19
RESERVE FOR UNCOLLECTED TAXES	224,472.45			Surplus Dec. 31, 1989	132,010.77
EXPENDITURES TOTAL	3,632,626.13			Total	1,422,738.90

0608
 Population 1980 2,115
 Population 1990 2,433
 & P Rating
 Moody Rating

General Tax Rate Per \$100. 7.64
 State Equalized Tax Rate 2.90

LAWRENCE TOWNSHIP - CUMBERLAND CO.
 Form of Government:
 Township Committee
 Number of Members on Governing Body - 3

PER CAPITA:
 Gross Debt 43.88
 Net Debt 43.88
 Debt Service 2.57
 Total Tax Levy 812.71
 Municipal Expenditures 474.65

PER CENT:
 Gross Debt .20
 Net Debt .20
 Tax Levy Collected 77.01
 Tax Levy Cancelled, Abated or Adjusted .11

EXPENDITURES		REVENUES-REALIZED		1989 PROPERTY TAX	
GENERAL GOVERNMENT				STATE EQUALIZED TAX RATE	
Governing Body & Public Boards		1989 Property Taxes Collected	1,523,040.00	Local District School Taxes	1.41
Municipal Clerk		1989 Payments in Lieu of Taxes	4,395.00	Regional & Consolidated School Tax	
Financial Administration	27,416.00	Delinquent Tax & Lien Collections	343,748.00	School Taxes in Municipal Budget	
Assessment of Taxes	83,639.00	Business Personalty Replacement Taxes	29,219.00	County Taxes	1.03 *
Collection of Taxes	31,548.00	Taxes from Public Utilities	147,599.00	County Library Taxes	
Planning, Housing & Development	15,403.00	Other Miscellaneous Tax Revenues		Local Municipal Purpose Taxes	.46
Human Resources		State Aid Revenues	31,812.00	Veteran & Senior Citizen Taxes	
Elections	1,611.00	Federal Aid Revenues		Total Taxes for Rate Computation	2.90
General Administration (other)	130,947.00	State and Local Fiscal Assistance Act Utilized		Special District Taxes	
JUDICIARY		Sale of Acquired Property		Bank Corp. Taxes	
Municipal Courts	15,342.00	Other Miscellaneous Revenues	144,443.00	Added and Omitted Taxes	
PUBLIC SAFETY		Total	2,224,256.00	Total Taxes Levied - ABSTRACT	1,977,333.05
Fire Protection	18,300.00	Prior Years Surplus Appropriated	160,000.00	Total Taxes Billed	1,977,721.00
Police Protection	9,000.00	REVENUES TOTAL	2,384,256.00	1989 TAXES COLLECTED	1,523,040.00
Civil Defense & Disaster Control	3,500.00	Reserve For Uncollected Taxes	450,401.00	1989 Taxes Cancelled, Abated or Adjusted	2,260.00
Environmental Inspection & Control	3,555.00			Transfer to Tax Title Liens or Foreclosed	175,548.00
Other Public Safety				Balance Outstanding Dec. 31, 1989	276,873.00
PUBLIC WORKS		CAPITAL OUTLAY TOTAL		PRIOR YEARS TAXES OUTSTANDING	
Streets and Drainage	56,947.00	Public Enterprises		Balance January 1, 1989	255,146.00
Sewers and Sewage Processing		Recreation-Culture		Collected in 1989	227,742.00
Garbage and Trash Disposal	133,416.00	Public Works		Cancelled, Abated or Adjusted 1989	
Public Buildings and Grounds	21,203.00	Buildings and Grounds		Transfers to Tax Title Liens or Foreclosed	26,123.00
Other Public Works		Library and Education		Balance December 31, 1989	1,281.00
HEALTH and WELFARE		Conservation		TAX TITLE LIENS OUTSTANDING	
Health Services Except Environmental	600.00	All Other		Balance January 1, 1989	755,604.00
Welfare-Public Assistance	27,448.00			Transfer From Taxes	205,576.00
Hospital, Clinics, First Aid		CAPITAL DEBT AUTHORIZED, DECEMBER 31, 1989		Redeemed in 1989	116,006.00
Animal, Insect, & Rodent Control	5,839.00	ISSUED AND UNISSUED		Cancelled, Abated or Adjusted (1989)	
Other Welfare Services		School		Transfers to Foreclosed Property	
CREATION and CONSERVATION		Self-Liquidating		Balance December 31, 1989	845,174.00
Beaches and Boardwalks		Other	118,924	PROPERTY ACQUIRED BY DEED OR FORECLOSURE	
Parks, Playgrounds, Shade Trees		Total	118,924	Balance January 1, 1989	318,025.00
Land Reclamation & Conservation		ISSUED AND OUTSTANDING		Transfers From Taxes or Liens	
Other Recreational Services		School		Sale for Cash (1989)	39,875.00
EDUCATION (excluding schools)		Self-Liquidating		Cancelled, Abated or Adjusted (1989)	
Libraries	5,100.00	Other	89,424.37	Balance December 31, 1989	278,150.00
Other Educational Services		Total	89,424.37	CURRENT FINANCES DECEMBER 31, 1989	
STATUTORY EXPENDITURES		EQUALIZED VALUATION BASIS		ASSETS	
Pensions & F. L. C. A.	13,600.00	FOR NET DEBT COMPUTATION	58,188,678	Cash Dec. 31, 1989	425,010.00
Employee Fringe Benefits		REAL PROPERTY VALUATIONS		Taxes Receivable	278,154.00
Other Statutory Expenditures		Code Class # of Parcels % VAL'N ASSESSED VALUATION		Tax Title Liens	845,174.00
ETA And Other Public Employment Programs		1 Vacant Land 3870 24.00 5,934,900.00		Foreclosed Property	278,150.00
MUNICIPAL FUNCTIONS TOTAL	619,514.00	2 Residential 733 53.15 13,143,684.00		Emergencies & Other Deferred Charges	195,459.00
CAPITAL IMPROVEMENTS * MEMO *		3 Farm 301 14.32 3,541,265.00		State and Federal Aid Receivable	5,791.00
DEBT SERVICE		4a Commercial 52 4.76 1,176,475.00		Other Receivables	38,265.00
Principal Payments	6,255.00	4b Industrial 3 3.63 897,200.00		Total	2,066,003.00
Interest Payments		4c Apartments 2 .15 35,900.00		LIABILITIES, RESERVES, AND SURPLUS	
DEFERRED CHARGES	78,664.00	Total	24,729,424.00	Cash Liabilities	264,210.00
SCHOOL, COUNTY, SPECIAL DISTRICT TAXES	1,645,413.19	Land Area 37.35 Sq. Miles		Reserves for Receivables	1,439,743.00
RESERVE FOR UNCOLLECTED TAXES	450,401.00	Net Valuation Taxable-Municipal	25,578,162	Surplus Dec. 31, 1989	362,050.00
EXPENDITURES TOTAL	2,800,247.19	Net Valuation Taxable-County	60,672,593	Total	2,066,003.00
		State Equalized Valuation	66,097,878		
		State Equalization Ratio	37.90		

7/3000



*Includes County Health Service Taxes, County Vocational School Taxes, or County Open Space Tax. See Table 13.

Population 1980 19,724
 Population 1990 25,787
 S & P Rating AA-
 Moody Rating A1

General Tax Rate Per \$100. 6.51
 State Equalized Tax Rate 1.70

LAWRENCE TWP. - MERCER CO.
 Form of Government:
 Council-Manager Plan E (OMCL 50)
 Number of Members on Governing Body - 5

PER CAPITA: PER CENT:
 Gross Debt 1,323.00 Gross Debt 1.89
 Net Debt 894.10 Net Debt 1.28
 Debt Service 88.31 Tax Levy Collected 96.75
 Total Tax Levy 1,450.16 Tax Levy Cancelled, Abated
 Municipal Expenditures 667.15 or Adjusted .42

EXPENDITURES		REVENUES-REALIZED		1989 PROPERTY TAX	
GENERAL GOVERNMENT		REVENUES-REALIZED		STATE EQUALIZED TAX RATE	
Governing Body & Public Boards	46,454.00	1989 Property Taxes Collected	36,222,343.69	Local District School Taxes	81 17,303,545.00
Municipal Clerk	92,675.00	1989 Payments in Lieu of Taxes	143,869.07	Regional & Consolidated School Tax	
Financial Administration	303,399.00	Delinquent Tax & Lien Collections	881,976.86	School Taxes in Municipal Budget	
Assessment of Taxes	411,492.00	Business Penalty Replacement Taxes	596,204.04	County Taxes	.49 10,521,391.15
Collection of Taxes	95,332.00	Taxes from Public Utilities	2,487,754.00	County Library Taxes	.04 889,822.51
Planning, Housing & Development	328,350.00	Other Miscellaneous Tax Revenues	387,394.56	Local Municipal Purpose Taxes	.35 7,506,217.02
Human Resources	172,241.44	State Aid Revenues	229,262.93	Veteran & Senior Citizen Taxes	
Elections	11,526.00	Federal Aid Revenues		Total Taxes for Rate Computation	1.69 36,396,675.68
General Administration (other)	1,401,154.00	State and Local Fiscal Assistance Act Utilized		Special District Taxes	
JUDICIARY		Sale of Acquired Property		Bank Corp. Taxes	
Municipal Courts	227,513.35	Other Miscellaneous Revenues	4,233,006.98	Added and Omitted Taxes	
PUBLIC SAFETY		Total	45,231,810.03	Total Taxes Levied - ABSTRACT	
Fire Protection	562,533.36	Prior Years Surplus Appropriated	1,700,000.00	Total Taxes Billed	
Police Protection	2,332,124.00	REVENUES TOTAL	46,931,810.03	1989 TAXES COLLECTED	
Civil Defense & Disaster Control	13,945.00	Reserve For Uncollected Taxes	1,096,525.51	1989 Taxes Cancelled, Abated or Adjusted	157,781.67
Environmental Inspection & Control	295,756.00	CAPITAL OUTLAY TOTAL	1,705,312.56	Transfer to Tax Title Liens or Foreclosed	14,244.59
Other Public Safety		Public Enterprises		Balance Outstanding Dec. 31, 1989	1,045,308.47
PUBLIC WORKS		Recreation-Culture	93,773.30	PRIOR YEARS TAXES OUTSTANDING	
Streets and Drainage	1,204,712.53	Public Works	743,301.25	Balance January 1, 1989	882,318.29
Sewers and Sewage Processing	2,109,957.93	Buildings and Grounds	863,238.01	Collected in 1989	377,035.20
Garbage and Trash Disposal	1,062,711.00	Library and Education		Cancelled, Abated or Adjusted 1989	716.64
Public Buildings and Grounds	415,013.00	Conservation		Transfers to Tax Title Liens or Foreclosed	
Other Public Works	64,115.00	All Other		Balance December 31, 1989	5,016.45
HEALTH and WELFARE		CAPITAL DEBT AUTHORIZED, DECEMBER 31, 1989		TAX TITLE LIENS OUTSTANDING	
Health Services Except Environmental	243,016.00	ISSUED AND UNISSUED		Balance January 1, 1989	63,779.34
Welfare-Public Assistance	63,279.00	School	11,060,065	Transfer From Taxes	14,244.59
Hospital, Clinics, First Aid		Self-Liquidating		Redeemed in 1989	4,391.66
Animal, Insect, & Rodent Control	21,698.00	Other	23,056,177	Cancelled, Abated or Adjusted (1989)	
Other Welfare Services		Total	34,116,243	Transfers to Foreclosed Property	
RECREATION and CONSERVATION		ISSUED AND OUTSTANDING		Balance December 31, 1989	73,132.57
Beaches and Boardwalks		School	7,100,000.00	PROPERTY ACQUIRED BY DEED OR FORECLOSURE	
Parks, Playgrounds, Shade Trees	5,900.00	Self-Liquidating		Balance January 1, 1989	12,110.00
Land Reclamation & Conservation	1,935.00	Other	13,724,000.00	Transfers From Taxes or Liens	
Other Recreational Services	211,646.00	Total	20,824,000.00	Sale for Cash (1989)	
EDUCATION (excluding schools)		EQUALIZED VALUATION BASIS FOR NET DEBT COMPUTATION	1,803,246,313	Cancelled, Abated or Adjusted (1989)	
Libraries		REAL PROPERTY VALUATIONS		Balance December 31, 1989	12,110.00
Other Educational Services	4,635.00	Code Class # of Parcels % VAL'N ASSESSED VALUATION		CURRENT FINANCES DECEMBER 31, 1989	
STATUTORY EXPENDITURES		1 Vacant Land 1300 7.22 17,359,700.00		ASSETS	
Pensions & F. L. C. A.	792,343.26	2 Residential 7713 55.47 307,510,700.00		Cash Dec. 31, 1989	4,059,754.02
Employee Fringe Benefits	666,071.00	3 Farm 152 .72 3,992,556.00		Taxes Receivable	1,050,024.92
Other Statutory Expenditures		4a Commercial 323 34.96 19,319,260.00		Tax Title Liens	73,132.57
CETA And Other Public Employment Programs		4b Industrial 39 3.71 20,553,200.00		Foreclosed Property	12,110.00
MUNICIPAL FUNCTIONS TOTAL	13,672,538.27	4c Apartments 12 1.92 10,635,050.00		Emergencies & Other Deferred Charges	584,024.36
CAPITAL IMPROVEMENTS *MEMO*	286,900.00	Total 9539 554,380,466.00		State and Federal Aid Receivable	49,122.81
DEBT SERVICE		Land Area 21.87 Sq. Miles		Other Receivables	304,262.27
Principal Payments	1,361,000.00	Net Valuation Taxable-Municipal	557,080,322	Total	6,133,331.55
Interest Payments	916,177.40	Net Valuation Taxable-County	1,971,753,760	LIABILITIES, RESERVES, AND SURPLUS	
DEFERRED CHARGES		State Equalized Valuation	2,125,145,056	Cash Liabilities	3,090,047.17
SCHOOL, COUNTY, SPECIAL DISTRICT TAXES	29,715,253.65	State Equalization Ratio	26.12	Reserves for Receivables	1,440,329.76
RESERVE FOR UNCOLLECTED TAXES	1,096,526.51			Surplus Dec. 31, 1989	1,603,454.62
EXPENDITURES TOTAL	45,912,160.57			Total	6,133,331.55

Population 1980 820
 Population 1990 1,036
 & P Rating
 Moody Rating

General Tax Rate Per \$100. 3.63
 State Equalized Tax Rate 1.87

LEBANON BOROUGH - HUNTERDON CO.

Form of Government:

Borough Council

Number of Members on Governing Body - 6

PER CAPITA:

Gross Debt 3,034.42
 Net Debt 465.28
 Debt Service 52.40
 Total Tax Levy 2,064.09
 Municipal Expenditures 656.19

PER CENT:

Gross Debt 3.68
 Net Debt .56
 Tax Levy Collected 87.11
 Tax Levy Cancelled, Abated or Adjusted .12

EXPENDITURES		REVENUES-REALIZED		1989 PROPERTY TAX	
GENERAL GOVERNMENT				STATE EQUALIZED TAX RATE	
Governing Body & Public Boards		1989 Property Taxes Collected	1,863,102.03	Local District School Taxes	.91 866,831.00
Municipal Clerk		1989 Payments in Lieu of Taxes		Regional & Consolidated School Tax	.36 344,873.86
Financial Administration	8,905.09	Delinquent Tax & Lien Collections	43,834.72	School Taxes in Municipal Budget	
Assessment of Taxes	10,650.00	Business Personalty Replacement Taxes	11,312.72	County Taxes	.32 308,632.56
Collection of Taxes	9,100.00	Taxes from Public Utilities	61,511.00	County Library Taxes	.02 20,195.32
Planning, Housing & Development	6,650.00	Other Miscellaneous Tax Revenues		Local Municipal Purpose Taxes	.26 247,000.00
Human Resources	29,009.12	State Aid Revenues	7,424.85	Veteran & Senior Citizen Taxes	
Elections		Federal Aid Revenues		Total Taxes for Rate Computation	1.87 1,793,082.74
General Administration (other)	93,269.50	Federal Aid Revenues		Special District Taxes	
JUDICIARY		State and Local Fiscal Assistance Act Utilized		Bank Corp. Taxes	
Municipal Courts	17,700.00	Sole of Acquired Property		Added and Omitted Taxes	350,859.76
PUBLIC SAFETY		Other Miscellaneous Revenues	130,960.51	Total Taxes Levied - ABSTRACT	2,138,392.50
Fire Protection	5,943.98	Total	2,118,145.83	Total Taxes Billed	2,138,849.00
Police Protection	106,821.38	Prior Years Surplus Appropriated	258,000.00	1989 TAXES COLLECTED	1,863,102.03
Civil Defense & Disaster Control	300.00	REVENUES TOTAL	2,376,145.83	1989 Taxes Cancelled, Abated or Adjusted	2,670.28
Environmental Inspection & Control		Reserve For Uncollected Taxes	134,540.00	Transfer to Tax Title Liens or Foreclosed	
Other Public Safety		CAPITAL OUTLAY TOTAL	20,772.60	Balance Outstanding Dec. 31, 1989	273,076.89
PUBLIC WORKS		Public Enterprises		PRIOR YEARS TAXES OUTSTANDING	
Streets and Drainage	32,600.00	Recreation-Culture	1,249.60	Balance January 1, 1989	66,798.54
Sewers and Sewage Processing	560.00	Public Works	6,000.00	Collected in 1989	43,834.72
Garbage and Trash Disposal	100,000.00	Buildings and Grounds	13,523.00	Cancelled, Abated or Adjusted 1989	
Public Buildings and Grounds	3,500.00	Library and Education		Transfers to Tax Title Liens or Foreclosed	
Other Public Works	3,850.00	Conservation		Balance December 31, 1989	22,963.82
HEALTH and WELFARE		All Other		TAX TITLE LIENS OUTSTANDING	
Health Services Except Environmental	15,100.00	CAPITAL DEBT AUTHORIZED, DECEMBER 31, 1989		Balance January 1, 1989	
Welfare-Public Assistance	300.00	ISSUED AND UNISSUED		Transfer From Taxes	
Hospital, Clinics, First Aid		School	3,063,156	Redeemed in 1989	
Animal, Insect, & Radent Control		Self-Liquidating		Cancelled, Abated or Adjusted (1989)	
Other Welfare Services		Other	60,500	Transfers to Foreclosed Property	
RECREATION and CONSERVATION		Total	3,143,656	Balance December 31, 1989	
Beaches and Boardwalks		ISSUED AND OUTSTANDING		PROPERTY ACQUIRED BY DEED OR FORECLOSURE	
Parks, Playgrounds, Shade Trees		School	3,015,376.36	Balance January 1, 1989	
Land Reclamation & Conservation	3,400.00	Self-Liquidating		Transfers From Taxes or Liens	
Other Recreational Services	2,250.00	Other	80,500.00	Sale for Cash (1989)	
EDUCATION (excluding schools)		Total	3,095,876.36	Cancelled, Abated or Adjusted (1989)	
Libraries		EQUALIZED VALUATION BASIS FOR NET DEBT COMPUTATION		Balance December 31, 1989	
Other Educational Services		REAL PROPERTY VALUATIONS		CURRENT FINANCES DECEMBER 31, 1989	
STATUTORY EXPENDITURES		Code Class # of Parcels % VAL'N		ASSETS	
Pensions & F. L. C. A.	23,100.00	1 Vacant Land 86 11.64		Cash Dec. 31, 1989	987,173.46
Employee Fringe Benefits	1,051.30	2 Residential 353 59.79		Taxes Receivable	296,040.71
Other Statutory Expenditures	550.00	3 Form 12 1.13		Tax Title Liens	
ETA And Other Public Employment Programs		4a Commercial 49 19.07		Foreclosed Property	
MUNICIPAL FUNCTIONS TOTAL	480,710.37	4b Industrial 5 3.37		Emergencies & Other Deferred Charges	2,201.99
CAPITAL IMPROVEMENTS *MEMO*	35,000.00	4c Apartments		State and Federal Aid Receivable	
DEBT SERVICE		Total 505		Other Receivables	47,856.06
Principal Payments	47,750.00	Land Area 1.23 Sq. Miles		Total	1,333,272.22
Interest Payments	6,540.11	Net Valuation Taxable-Municipal	49,255,907	LIABILITIES, RESERVES, AND SURPLUS	
DEFERRED CHARGES		Net Valuation Taxable-County	39,108,923	Cash Liabilities	596,497.61
SCHOOL, COUNTY, SPECIAL DISTRICT TAXES	1,540,532.74	State Equalized Valuation	95,468,126	Reserves for Receivables	343,896.77
RESERVE FOR UNCOLLECTED TAXES	134,540.00	State Equalization Ratio	51.50	Surplus Dec. 31, 1989	392,877.84
EXPENDITURES TOTAL	2,220,342.85			Total	1,333,272.22

Population 1980 5,459
 Population 1990 5,679
 S & P Rating
 Moody Rating

General Tax Rate Per \$100. 1.12
 State Equalized Tax Rate 1.30

LEBANON TOWNSHIP - HUNTERDON CO.

Form of Government:
 Township Committee

Number of Members on Governing Body - 3

PER CAPITA: Grass Debt 274.79 PER CENT: Gross Debt .42
 Net Debt Net Debt
 Debt Service Tax Levy Collected 91.34
 Total Tax Levy 1,013.73 Tax Levy Cancelled, Abated
 Municipal Expenditures 705.47 or Adjusted .20

EXPENDITURES		REVENUES-REALIZED		1989 PROPERTY TAX	
GENERAL GOVERNMENT		REVENUES-REALIZED		STATE EQUALIZED TAX RATE	
Governing Body & Public Boards		1989 Property Taxes Collected	5,292,472.59	Local District School Taxes	.41 1,793,326.47
Municipal Clerk		1989 Payments in Lieu of Taxes		Regional & Consolidated School Tax	.43 1,900,593.50
Financial Administration	4,700.00	Delinquent Tax & Lien Collections	406,817.03	School Taxes in Municipal Budget	
Assessment of Taxes	23,900.00	Business Personalty Replacement Taxes	48,267.84	County Taxes	.31 1,347,514.91
Collection of Taxes	37,000.00	Taxes from Public Utilities	2,545,091.00	County Library Taxes	.02 80,283.25
Planning, Housing & Development	10,700.00	Other Miscellaneous Tax Revenues		Local Municipal Purpose Taxes	.13 537,364.66
Human Resources	5,054.47	State Aid Revenues	27,634.35	Veteran & Senior Citizen Taxes	
Elections	2,000.00	Federal Aid Revenues		Total Taxes for Rate Computation	1.30 5,761,992.59
General Administration (other)	267,700.00	State and Local Fiscal Assistance Act Utilized	102.47	Special District Taxes	
JUDICIARY		Sole of Acquired Property	84,100.00	Bank Corp. Taxes	
Municipal Courts	20,000.00	Other Miscellaneous Revenues	621,109.31	Added and Omitted Taxes	
PUBLIC SAFETY		Total	9,025,595.57	Total Taxes Levied - ABSTRACT	5,756,960.97
Fire Protection	46,432.54	Prior Years Surplus Appropriated	1,700,000.00	Total Taxes Billed	5,762,632.86
Police Protection	392,703.00	REVENUES TOTAL	10,725,595.57	1989 TAXES COLLECTED	5,292,472.59
Civil Defense & Disaster Control	5,000.00	Reserve For Uncollected Taxes	521,301.04	1989 Taxes Cancelled, Abated or Adjusted	11,561.99
Environmental Inspection & Control	70,000.00	CAPITAL OUTLAY TOTAL	469,063.91	Transfer to Tax Title Liens or Foreclosed	23,795.52
Other Public Safety		Public Enterprises		Balance Outstanding Dec. 31, 1989	454,796.76
PUBLIC WORKS		Recreation-Culture	6,450.14	PRIOR YEARS TAXES OUTSTANDING	
Streets and Drainage	544,000.00	Public Works	135,144.50	Balance January 1, 1989	426,937.65
Sewers and Sewage Processing		Buildings and Grounds	277,469.27	Collected in 1989	399,270.35
Garbage and Trash Disposal	30,000.00	Library and Education		Cancelled, Abated or Adjusted 1989	5,593.38
Public Buildings and Grounds	37,500.00	Conservation		Transfers to Tax Title Liens or Foreclosed	2,262.02
Other Public Works		All Other		Balance December 31, 1989	29,810.10
HEALTH and WELFARE		CAPITAL DEBT AUTHORIZED, DECEMBER 31, 1989		TAX TITLE LIENS OUTSTANDING	
Health Services Except Environmental	13,500.00	ISSUED AND UNISSUED		Balance January 1, 1989	87,997.35
Welfare-Public Assistance	3,600.00	School	1,560,534	Transfer From Taxes	26,279.97
Hospital, Clinics, First Aid		Self-Liquidating		Redeemed in 1989	17,546.13
Animal, Insect, & Rodent Control	22,500.00	Other		Cancelled, Abated or Adjusted (1989)	
Other Welfare Services		Total	1,560,534	Transfers to Foreclosed Property	
RECREATION and CONSERVATION		ISSUED AND OUTSTANDING		Balance December 31, 1989	96,731.14
Beaches and Boardwalks		School	150,857.34	PROPERTY ACQUIRED BY DEED OR FORECLOSURE	
Parks, Playgrounds, Shade Trees		Self-Liquidating		Balance January 1, 1989	99,100.00
Land Reclamation & Conservation	23,800.00	Other		Transfers From Taxes or Liens	
Other Recreational Services	25,746.00	Total	150,857.34	Sole for Cosh (1989)	34,100.00
EDUCATION (excluding schools)		EQUALIZED VALUATION BASIS FOR NET DEBT COMPUTATION	374,546,505	Cancelled, Abated or Adjusted (1989)	
Libraries	23,700.00	REAL PROPERTY VALUATIONS		Balance December 31, 1989	15,000.00
Other Educational Services	1,473,994.53	Code Class # of Parcels % VAL'N		CURRENT FINANCES DECEMBER 31, 1989	
STATUTORY EXPENDITURES		1 Vacant Land 522 9.58		ASSETS	
Pensions & F. L. C. A.	149,150.00	2 Residential 1615 72.05		Cosh Dec. 31, 1989	4,690,547.43
Employee Fringe Benefits	90,700.00	3 Farm 504 10.27		Taxes Receivable	484,606.86
Other Statutory Expenditures	2,500.00	4a Commercial 72 7.05		Tax Title Liens	96,731.14
CETA And Other Public Employment Programs		4b Industrial 6 .52		Foreclosed Property	15,000.00
MUNICIPAL FUNCTIONS TOTAL	3,465,038.54	4c Apartments 5 .53		Emergencies & Other Deferred Charges	60,000.00
CAPITAL IMPROVEMENTS *MEMO*	475,000.00	Total 2724		State and Federal Aid Receivable	2,397.12
DEBT SERVICE		Land Area 31.85 Sq. Miles		Other Receivables	3,031.23
Principal Payments		Net Valuation Taxable-Municipal	510,960,223	Total	5,352,813.78
Interest Payments		Net Valuation Taxable-County	393,229,519	LIABILITIES, RESERVES, AND SURPLUS	
DEFERRED CHARGES	20,000.00	State Equalized Valuation	440,337,645	Cosh Liabilities	2,786,282.60
SCHOOL, COUNTY, SPECIAL DISTRICT TAXES	5,129,717.93	State Equalization Ratio	116.09	Reserves for Receivables	599,369.23
RESERVE FOR UNCOLLECTED TAXES	521,301.04			Surplus Dec. 31, 1989	1,967,161.95
EXPENDITURES TOTAL	9,136,057.51			Total	5,352,813.78

0229
 Population 1980 3,027
 Population 1990 3,363
 & P Rating 2.97
 Moody Rating A

General Tax Rate Per \$100.
 State Equalized Tax Rate 1.51

LEONIA BOROUGH - BERGEN COUNTY
 Form of Government:
Borough Council
 Number of Members on Governing Body - 6

PER CAPITA:
 Gross Debt 456.41
 Net Debt 246.31
 Debt Service 52.80
 Total Tax Levy 1,403.63
 Municipal Expenditures 704.87

PER CENT:
 Gross Debt .56
 Net Debt .30
 Tax Levy Collected 98.84
 Tax Levy Cancelled, Abated or Adjusted .03

EXPENDITURES		REVENUES-REALIZED		1989 PROPERTY TAX	
GENERAL GOVERNMENT				STATE EQUALIZED TAX RATE	
Governing Body & Public Boards		1989 Property Taxes Collected	11,622,261.54	Local District School Taxes	30
Municipal Clerk		1989 Payments in Lieu of Taxes		Regional & Consolidated School Tax	
Financial Administration	21,500.00	Delinquent Tax & Lien Collections	87,288.73	School Taxes in Municipal Budget	
Assessment of Taxes	13,436.00	Business Personalty Replacement Taxes	50,899.40	County Taxes	.21
Collection of Taxes	136,338.00	Taxes from Public Utilities	941,161.00	County Library Taxes	
Planning, Housing & Development	12,345.00	Other Miscellaneous Tax Revenues		Local Municipal Purpose Taxes	.50
Human Resources	4,050.00	State Aid Revenues	79,759.77	Veteran & Senior Citizen Taxes	
Elections	2,700.00	Federal Aid Revenues		Total Taxes for Rate Computation	1.51
General Administration (other)	850,972.63	State and Local Fiscal Assistance Act Utilized		Special District Taxes	
JUDICIARY		Sole of Acquired Property		Bank Corp. Taxes	
Municipal Courts	120,191.22	Other Miscellaneous Revenues	604,658.45	Added and Omitted Taxes	
PUBLIC SAFETY		Total	13,385,028.89	Total Taxes Levied - ABSTRACT	
Fire Protection	117,018.00	Prior Years Surplus Appropriated	340,000.00	Total Taxes Billed	11,758,422.33
Police Protection	1,180,450.00	REVENUES TOTAL	13,725,028.89	1989 TAXES COLLECTED	11,622,261.54
Civil Defense & Disaster Control		Reserve For Uncollected Taxes	210,000.00	1989 Taxes Cancelled, Abated or Adjusted	4,089.69
Environmental Inspection & Control	43,996.00	CAPITAL OUTLAY	292,753.69	Transfer to Tax Title Liens or Foreclosed	
Other Public Safety		TOTAL	292,753.69	Balance Outstanding Dec. 31, 1989	132,071.10
PUBLIC WORKS		Public Enterprises	44,979.29	PRIOR YEARS TAXES OUTSTANDING	
Streets and Drainage	74,535.00	Recreation-Culture	3,033.75	Balance January 1, 1989	87,311.74
Sewers and Sewage Processing	363,160.00	Public Works	241,803.10	Collected in 1989	87,288.73
Garbage and Trash Disposal	877,839.00	Buildings and Grounds	2,937.55	Cancelled, Abated or Adjusted 1989	23.01
Public Buildings and Grounds	16,400.00	Library and Education		Transfers to Tax Title Liens or Foreclosed	
Other Public Works	367,871.00	Conservation		Balance December 31, 1989	
HEALTH and WELFARE		All Other		TAX TITLE LIENS OUTSTANDING	
Health Services Except Environmental	51,812.00	CAPITAL DEBT AUTHORIZED, DECEMBER 31, 1989		Balance January 1, 1989	
Welfare-Public Assistance	23,271.00	ISSUED AND UNISSUED		Transfer From Taxes	
Hospital, Clinics, First Aid		SCHOOL	1,530,000	Redeemed in 1989	
Animal, Insect, & Rodent Control		Self-Liquidating	227,500	Cancelled, Abated or Adjusted (1989)	
Other Welfare Services		Other	2,060,405	Transfers to Foreclosed Property	
RECREATION and CONSERVATION		Total	3,817,905	Balance December 31, 1989	
Beaches and Boardwalks		ISSUED AND OUTSTANDING		PROPERTY ACQUIRED BY DEED OR FORECLOSURE	
Parks, Playgrounds, Shade Trees	9,000.00	SCHOOL	1,530,000.00	Balance January 1, 1989	80,540.00
Land Reclamation & Conservation	72,915.00	Self-Liquidating	227,500.00	Transfers From Taxes or Liens	
Other Recreational Services	98,005.00	Other	1,355,350.00	Sole for Cosh (1989)	
EDUCATION (excluding schools)		Total	3,112,850.00	Cancelled, Abated or Adjusted (1989)	
Libraries	309,822.00	EQUALIZED VALUATION BASIS FOR NET DEBT COMPUTATION	677,889.880	Balance December 31, 1989	80,540.00
Other Educational Services		REAL PROPERTY VALUATIONS		CURRENT FINANCES DECEMBER 31, 1989	
STATUTORY EXPENDITURES		Code Class # of Parcels % VAL'N ASSESSED VALUATION		ASSETS	
Pensions & F. L. C. A.	419,166.00	1 Vacant Land 69 .73	2,878,700.00	Cosh Dec. 31, 1989	1,938,086.44
Employee Fringe Benefits		2 Residential 2403 85.59	338,075,600.00	Taxes Receivable	132,071.10
Other Statutory Expenditures		3 Farm		Tox Title Liens	
ETA And Other Public Employment Programs		4a Commercial 60 6.45	25,457,300.00	Foreclosed Property	80,540.00
MUNICIPAL FUNCTIONS		4b Industrial 5 3.49	13,793,100.00	Emergencies & Other Deferred Charges	71,080.00
CAPITAL IMPROVEMENTS		4c Apartments 31 3.74	14,767,800.00	State and Federal Aid Receivable	
DEBT SERVICE		Total 2568	394,972,500.00	Other Receivables	260,168.68
Principal Payments	364,338.00	Land Area 1.50 Sq. Miles		Total	2,481,946.22
Interest Payments	77,292.84	Net Valuation Taxable-Municipal	395,852,193	LIABILITIES, RESERVES, AND SURPLUS	
		Net Valuation Taxable-County	701,761,325	Cosh Liabilities	1,884,354.92
		State Equalized Valuation	775,183,751	Reserves for Receivables	470,239.38
		State Equalization Ratio	51.01	Surplus Dec. 31, 1989	127,351.92
DEFERRED CHARGES				Total	2,481,946.22
SCHOOL, COUNTY, SPECIAL DISTRICT TAXES	7,852,666.53				
RESERVE FOR UNCOLLECTED TAXES	210,000.00				
EXPENDITURES	TOTAL				
	13,749,870.22				

2114
 Population 1980 1,730
 Population 1990 2,493
 S & P Rating
 Moody Rating

General Tax Rate Per \$100. 1.78
 State Equalized Tax Rate 1.84

LIBERTY TOWNSHIP - WARREN COUNTY

Form of Government:

Township Committee

Number of Members on Governing Body - 3

PER CAPITA:
 Gross Debt 722.98
 Net Debt 95.23
 Debt Service 10.70
 Total Tax Levy 1,220.35
 Municipal Expenditures 357.87
 PER CENT:
 Gross Debt 1.46
 Net Debt .19
 Tax Levy Collected 88.26
 Tax Levy Cancelled, Abated or Adjusted .24

EXPENDITURES		REVENUES-REALIZED			1989 PROPERTY TAX		
GENERAL GOVERNMENT		REVENUES			STATE EQUALIZED TAX RATE		
Governing Body & Public Boards		1989 Property Taxes Collected		2,689,144.42	Local District School Taxes	5.99	1,539,033.50
Municipal Clerk		1989 Payments in Lieu of Taxes			Regional & Consolidated School Tax		
Financial Administration	14,450.00	Delinquent Tax & Lien Collections	251,383.09		School Taxes in Municipal Budget		
Assessment of Taxes	21,430.00	Business Personalty Replacement Taxes	12,508.96		County Taxes	.54	847,266.07
Collection of Taxes	23,025.00	Taxes from Public Utilities	100,534.00		County Library Taxes	.03	40,036.53
Planning, Housing & Development	55,925.00	Other Miscellaneous Tax Revenues			Local Municipal Purpose Taxes	.28	437,917.59
Human Resources		State Aid Revenues	7,740.51		Veteran & Senior Citizen Taxes		21,600.00
Elections		Federal Aid Revenues			Total Taxes for Rate Computation	1.84	2,885,853.69
General Administration (other)	107,396.00	State and Local Fiscal Assistance Act Utilized			Special District Taxes		
JUDICIARY		Sale of Acquired Property			Bank Corp. Taxes		
Municipal Courts		Other Miscellaneous Revenues	260,812.78		Added and Omitted Taxes		173,092.44
PUBLIC SAFETY		Total	3,322,123.76		Total Taxes Levied - ABSTRACT		3,042,336.13
Fire Protection	17,769.42	Prior Years Surplus Appropriated	96,000.00		Total Taxes Billed		3,046,734.69
Police Protection	10,000.00	REVENUES TOTAL	3,418,123.76		1989 TAXES COLLECTED		2,689,144.42
Civil Defense & Disaster Control		Reserve For Uncollected Taxes	326,017.57		1989 Taxes Cancelled, Abated or Adjusted		7,458.09
Environmental Inspection & Control	30,873.00	CAPITAL OUTLAY TOTAL	127,769.55		Transfer to Tax Title Liens or Foreclosed		20,423.20
Other Public Safety		Public Enterprises			Balance Outstanding Dec. 31, 1989		323,708.98
PUBLIC WORKS		Recreation-Culture			PRIOR YEARS TAXES OUTSTANDING		
Streets and Drainage	145,000.00	Public Works	57,215.93		Balance January 1, 1989		279,998.01
Sewers and Sewage Processing		Buildings and Grounds	70,553.12		Collected in 1989		240,263.23
Garbage and Trash Disposal	10,579.00	Library and Education			Cancelled, Abated or Adjusted 1989		
Public Buildings and Grounds	24,600.00	Conservation			Transfers to Tax Title Liens or Foreclosed		22,376.76
Other Public Works		All Other			Balance December 31, 1989		17,358.02
HEALTH and WELFARE		CAPITAL DEBT AUTHORIZED, DECEMBER 31, 1989			TAX TITLE LIENS OUTSTANDING		
Health Services Except Environmental		ISSUED AND UNISSUED			Balance January 1, 1989		36,398.43
Welfare-Public Assistance	3,500.00	School	1,505,000.00		Transfer From Taxes		52,766.04
Hospital, Clinics, First Aid		Self-Liquidating			Redeemed in 1989		11,119.36
Animal, Insect, & Rodent Control	2,200.00	Other	237,400.00		Cancelled, Abated or Adjusted (1989)		6,610.50
Other Welfare Services		Total	1,802,400.00		Transfers to Foreclosed Property		
RECREATION and CONSERVATION		ISSUED AND OUTSTANDING			Balance December 31, 1989		71,426.11
Beaches and Boardwalks		School			PROPERTY ACQUIRED BY DEED OR FORECLOSURE		
Parks, Playgrounds, Shade Trees	700.00	Self-Liquidating			Balance January 1, 1989		14,300.00
Land Reclamation & Conservation		Other			Transfers From Taxes or Liens		
Other Recreational Services	22,750.00	Total			Sale for Cash (1989)		
EDUCATION (excluding schools)		EQUALIZED VALUATION BASIS FOR NET DEBT COMPUTATION			Cancelled, Abated or Adjusted (1989)		
Libraries		REAL PROPERTY VALUATIONS			Balance December 31, 1989		14,300.00
Other Educational Services	500.00	Code Class # of Parcels % VAL'N ASSESSED VALUATION			CURRENT FINANCES DECEMBER 31, 1989		
STATUTORY EXPENDITURES		1 Vacant Land 449 14.49 23,293,940.00			ASSETS		
Pensions & F.L.C. A.	21,300.00	2 Residential 317 75.51 1,213,344,450.00			Cash Dec. 31, 1989		1,221,324.97
Employee Fringe Benefits	10,300.00	3 Farm 187 6.22 9,996,639.00			Taxes Receivable		341,067.00
Other Statutory Expenditures	1,475.00	4a Commercial 25 3.76 6,075,500.00			Tax Title Liens		71,428.11
CETA And Other Public Employment Programs		4b Industrial			Foreclosed Property		14,300.00
MUNICIPAL FUNCTIONS TOTAL	531,261.42	4c Apartments			Emergencies & Other Deferred Charges		23,520.00
CAPITAL IMPROVEMENTS * MEMO *	0.00	Total	1478	1,607,500,523.00	State and Federal Aid Receivable		60,891.17
DEBT SERVICE		Land Area 12.25 Sq. Miles			Other Receivables		2,891.99
Principal Payments	20,000.00	Net Valuation Taxable-Municipal			Total		1,735,423.24
Interest Payments	5,669.00	Net Valuation Taxable-County			LIABILITIES, RESERVES, AND SURPLUS		
DEFERRED CHARGES		State Equalized Valuation			Cash Liabilities		846,971.10
SCHOOL, COUNTY, SPECIAL DISTRICT TAXES	2,426,336.10	State Equalization Ratio		103.50	Reserves for Receivables		429,697.10
RESERVE FOR UNCOLLECTED TAXES	326,017.57				Surplus Dec. 31, 1989		450,764.96
EXPENDITURES TOTAL	3,319,479.27				Total		1,735,423.24

1416
 Population 1980 8,806
 Population 1990 10,978
 Moody Rating A1
 General Tax Rate Per \$100. 3.80
 State Equalized Tax Rate 1.78

LINCOLN PARK BOROUGH - MORRIS CO.
 Form of Government:
 Mayor-Council Plan F (OMCL 50)
 Number of Members on Governing Body - 7

PER CAPITA:
 Gross Debt 656.88
 Net Debt 656.88
 Debt Service 58.62
 Total Tax Levy 1,158.74
 Municipal Expenditures 616.24
 PER CENT:
 Gross Debt 1.23
 Net Debt 1.23
 Tax Levy Collected 98.43
 Tax Levy Cancelled, Abated or Adjusted .32

EXPENDITURES	REVENUES-REALIZED	1989 PROPERTY TAX
GENERAL GOVERNMENT		STATE EQUALIZED TAX RATE
Governing Body & Public Boards	1989 Property Taxes Collected 12,522,956.46	Local District School Taxes .54 6,577,375.00
Municipal Clerk 68,527.00	1989 Payments in Lieu of Taxes	Regional & Consolidated School Tax
Financial Administration 215,300.00	Delinquent Tax & Lien Collections 146,380.05	School Taxes in Municipal Budget
Assessment of Taxes 43,273.00	Business Personalty Replacement Taxes 87,067.84	County Taxes .25 1,711,101.90
Collection of Taxes 64,130.00	Taxes from Public Utilities 481,893.00	County Library Taxes
Planning, Housing & Development 210,002.00	Other Miscellaneous Tax Revenues	Local Municipal Purpose Taxes .59 4,116,344.88
Human Resources 56,700.00	State Aid Revenues 119,831.48	Veteran & Senior Citizen Taxes 61,850.00
Elections	Federal Aid Revenues	Total Taxes for Rate Computation 1.78 12,466,671.78
General Administration (other) 415,099.00	State and Local Fiscal Assistance Act Utilized	Special District Taxes
JUDICIARY	Sale of Acquired Property	Bank Corp. Taxes
Municipal Courts 43,138.00	Other Miscellaneous Revenues 1,410,045.92	Added and Omitted Taxes 315,774.28
PUBLIC SAFETY	Total 14,768,174.75	Total Taxes Levied - ABSTRACT 12,720,596.06
Fire Protection 56,734.73	Prior Years Surplus Appropriated 676,000.00	Total Taxes Billed 12,722,219.71
Police Protection 1,095,030.92	REVENUES TOTAL 15,444,174.75	1989 TAXES COLLECTED 12,522,956.46
Civil Defense & Disaster Control 25,150.00	Reserve For Uncollected Taxes 276,473.70	1989 Taxes Cancelled, Abated or Adjusted 40,593.79
Environmental Inspection & Control 116,538.00	CAPITAL OUTLAY TOTAL 1,090,880.36	Transfer to Tax Title Liens or Foreclosed 433.20
Other Public Safety	Public Enterprises 74,125.83	Balance Outstanding Dec. 31, 1989 158,239.78
PUBLIC WORKS	Recreation-Culture	PRIOR YEARS TAXES OUTSTANDING
Streets and Drainage 430,073.00	Public Works 430,737.87	Balance January 1, 1989 147,010.33
Sewers and Sewage Processing 893,609.00	Buildings and Grounds 586,017.16	Collected in 1989 146,263.23
Garbage and Trash Disposal 358,997.00	Library and Education	Cancelled, Abated or Adjusted 1989 376.43
Public Buildings and Grounds	Conservation	Transfers to Tax Title Liens or Foreclosed 370.67
Other Public Works	All Other	Balance December 31, 1989
HEALTH and WELFARE	CAPITAL DEBT AUTHORIZED, DECEMBER 31, 1989	TAX TITLE LIENS OUTSTANDING
Health Services Except Environmental 173,004.00	ISSUED AND UNISSUED GROSS DEBT NET DEBT	Balance January 1, 1989 116.82
Welfare-Public Assistance 17,152.00	School 1,513,250 1,513,250	Transfer From Taxes 872.07
Hospital, Clinics, First Aid 6,150.00	Self-Liquidating 5,697,973 5,697,973	Redeemed in 1989 116.82
Animal, Insect, & Rodent Control	Other 7,211,223 7,211,223	Cancelled, Abated or Adjusted (1989)
Other Welfare Services	Total	Transfers to Foreclosed Property
CREATION and CONSERVATION	ISSUED AND OUTSTANDING	Balance December 31, 1989 872.07
Beaches and Boardwalks	School	PROPERTY ACQUIRED BY DEED OR
Parks, Playgrounds, Shade Trees 102,655.00	Self-Liquidating 1,273,500.00	FORECLOSURE
Land Reclamation & Conservation 43,382.21	Other 4,102,377.00	Balance January 1, 1989 883,515.00
Other Recreational Services 80,370.00	Total 5,375,877.00	Transfers From Taxes or Liens
EDUCATION (excluding schools)	EQUALIZED VALUATION BASIS	Sale for Cash (1989)
Libraries 199,240.00	FOR NET DEBT COMPUTATION 587,696,908	Cancelled, Abated or Adjusted (1989)
Other Educational Services	REAL PROPERTY VALUATIONS	Balance December 31, 1989 883,515.00
STATUTORY EXPENDITURES	Code Class # of Parcels % VAL'N ASSESSED VALUATION	CURRENT FINANCES DECEMBER 31, 1989
Pensions & F. I. C. A. 383,071.00	1 Vacant Land 439 3.69 12,014,000.00	ASSETS
Employee Fringe Benefits 103,000.00	2 Residential 3275 75.84 246,653,900.00	Cash Dec. 31, 1989 1,531,327.08
Other Statutory Expenditures	3 Farm 26 .23 745,600.00	Taxes Receivable 158,239.78
ETA And Other Public Employment Programs	4a Commercial 53 7.90 25,679,565.00	Tax Title Liens 872.07
MUNICIPAL FUNCTIONS TOTAL 5,805,555.91	4b Industrial 24 8.44 27,459,500.00	Foreclosed Property 883,515.00
CAPITAL IMPROVEMENTS * M.E. 40 * 20,000.00	4c Apartments 3 3.89 12,660,300.00	Emergencies & Other Deferred Charges 35,982.25
DEBT SERVICE	Total 3825 325,212,865.00	State and Federal Aid Receivable 11,001.46
Principal Payments 389,011.00	Land Area 6.66 Sq. Miles	Other Receivables 116,866.87
Interest Payments 254,533.57	Net Valuation Taxable-Municipal 326,485,406	Total 2,737,804.51
DEFERRED CHARGES 39,500.00	Net Valuation Taxable-County 774,635,496	LIABILITIES, RESERVES, AND SURPLUS
SCHOOL, COUNTY, SPECIAL DISTRICT TAXES 8,283,476.90	State Equalized Valuation 694,985,990	Cash Liabilities 561,605.13
RESERVE FOR UNCOLLECTED TAXES 276,473.70	State Equalization Ratio 46.88	Reserves for Receivables 1,159,493.72
EXPENDITURES TOTAL 15,053,551.08		Surplus Dec. 31, 1989 1,016,705.66
		Total 2,737,804.51

Population 1980 37,830
 Population 1990 30,701
 S & P Rating
 Moody Rating AA

General Tax Rate Per \$100. 1.71
 State Equalized Tax Rate 1.53

LINDEN CITY - UNION COUNTY
 Form of Government:
 City Charter Act (P.L. 1897 c. 30)
 Number of Members on Governing Body - 11

PER CAPITA: Gross Debt 437.67 PER CENT: Gross Debt .59
 Net Debt 460.70 Net Debt .56
 Debt Service 78.72 Tax Levy Collected 77.24
 Total Tax Levy 1,430.93 Tax Levy Cancelled, Abated or Adjusted .24
 Municipal Expenditures 1,047.60

EXPENDITURES	REVENUES-REALIZED	1989 PROPERTY TAX
GENERAL GOVERNMENT		STATE EQUALIZED TAX RATE
Governing Body & Public Boards 300,090.00	1989 Property Taxes Collected 51,353,714.21	Local District School Taxes .74 24,762,793.00
Municipal Clerk 139,240.00	1989 Payments in Lieu of Taxes	Regional & Consolidated School Tax
Financial Administration 234,775.00	Delinquent Tax & Lien Collections 706,263.77	School Taxes in Municipal Budget .01 379,456.50
Assessment of Taxes 523,575.00	Business Personalty Replacement Taxes 2,739,156.48	County Taxes .37 12,261,724.74
Collection of Taxes 123,025.00	Taxes from Public Utilities 17,165,106.00	County Library Taxes
Planning, Housing & Development 53,575.00	Other Miscellaneous Tax Revenues	Lacal Municipal Purpose Taxes .45 15,084,774.44
Human Resources 53,390.00	State Aid Revenues 396,634.13	Veteran & Senior Citizen Taxes 610,250.00
Elections 12,000.00	Federal Aid Revenues	Total Taxes far Rate Computation 1.57 53,099,052.68
General Administration (other) 2,095,552.25	State and Local Fiscal Assistance Act Utilized	Special District Taxes
JUDICIARY	Sale of Acquired Property	Bank Corp. Taxes
Municipal Courts 224,750.00	Other Miscellaneous Revenues 2,745,653.47	Added and Omitted Taxes 27,806.35
PUBLIC SAFETY	Total 75,111,523.31	Total Taxes Levied - ABSTRACT 52,516,615.03
Fire Protection 6,437,791.00	Prior Years Surplus Appropriated 1,000,000.00	Total Taxes Billed 52,810,553.34
Police Protection 5,255,750.49	REVENUES TOTAL 76,111,523.31	1989 TAXES COLLECTED 51,358,714.21
Civil Defense & Disaster Control 39,910.00	Reserve Far Uncollected Taxes 1,343,191.24	1989 Taxes Cancelled, Abated or Adjusted 125,717.49
Environmental Inspection & Control 317,935.00	CAPITAL OUTLAY TOTAL 2,443,772.21	Transfer to Tax Title Liens or Foreclosed 189,476.67
Other Public Safety 54,075.00	Public Enterprises	Balance Outstanding Dec. 31, 1989 1,142,644.77
PUBLIC WORKS	Recreation-Culture 96,831.56	PRIOR YEARS TAXES OUTSTANDING
Streets and Drainage 2,945,035.66	Public Works 1,797,661.17	Balance January 1, 1989 860,023.43
Sewers and Sewage Processing 927,500.00	Buildings and Grounds 512,527.61	Collected in 1989 700,036.19
Garbage and Trash Disposal 1,645,750.00	Library and Education 36,601.27	Cancelled, Abated or Adjusted 1989
Public Buildings and Grounds 1,511,275.00	Conservation	Transfers to Tax Title Liens or Foreclosed 157,749.40
Other Public Works 387,100.00	All Other	Balance December 31, 1989 2,247.84
HEALTH and WELFARE	CAPITAL DEBT AUTHORIZED, DECEMBER 31, 1989	TAX TITLE LIENS OUTSTANDING
Health Services Except Environmental 607,399.00	ISSUED AND UNISSUED GROSS DEBT NET DEBT	Balance January 1, 1989 44,271.83
Welfare-Public Assistance 115,200.00	School 990,000	Transfer From Taxes 387,999.10
Hospital, Clinics, First Aid	Self-Liquidating	Redeemed in 1989 6,177.78
Animal, Insect, & Rodent Control 29,500.00	Other 16,908,113	Cancelled, Abated or Adjusted (1989) 2,647.08
Other Welfare Services	Total 17,899,113	Transfers to Foreclosed Property
RECREATION and CONSERVATION	ISSUED AND OUTSTANDING	Balance December 31, 1989 423,446.07
Beaches and Boardwalks	School 990,000.00	PROPERTY ACQUIRED BY DEED OR FORECLOSURE
Parks, Playgrounds, Shade Trees 359,750.00	Self-Liquidating	Balance January 1, 1989 103,542.50
Land Reclamation & Conservation 2,900.00	Other	Transfers From Taxes or Liens
Other Recreational Services 1,417,632.00	Total 16,515,141.79	Sale for Cash (1989)
EDUCATION (excluding schools)	Net Debt 17,506,141.79	Cancelled, Abated or Adjusted (1989)
Libraries 1,103,791.00	EQUALIZED VALUATION BASIS FOR NET DEBT COMPUTATION 3,013,682,156	Balance December 31, 1989 103,542.50
Other Educational Services	REAL PROPERTY VALUATIONS	CURRENT FINANCES DECEMBER 31, 1989
STATUTORY EXPENDITURES	Code Class # of Parcels % VAL'N ASSESSED VALUATION	ASSETS
Pensions & F.L.C.A. 3,789,533.44	1 Vacant Land 587 1.11 33,984,400.00	Cash Dec. 31, 1989 8,499,973.13
Employee Fringe Benefits 2,435,000.00	2 Residential 9851 44.19 1,358,440,600.00	Taxes Receivable 1,144,392.81
Other Statutory Expenditures	3 Farm 399,317,800.00	Tax Title Liens 423,446.07
CETA And Other Public Employment Programs	4a Commercial 954 12.99 1,217,656,700.00	Foreclosed Property 103,542.50
MUNICIPAL FUNCTIONS TOTAL 34,001,990.84	4b Industrial 227 39.61 64,375,900.00	Emergencies & Other Deferred Charges 246,000.00
CAPITAL IMPROVEMENTS *MEMO* 35,000.00	4c Apartments 81 2.09 3,073,775,400.00	State and Federal Aid Receivable 6,951.85
DEBT SERVICE	Total 11700	Other Receivables 1,210.00
Principal Payments 1,566,302.17	Land Area 10.95 Sq. Miles	Total 10,426,016.36
Interest Payments 1,322,831.12	Net Valuation Taxable-Municipal 3,087,061,227	LIABILITIES, RESERVES, AND SURPLUS
TYPE I SCHL DEBT *MEMO 379,456.50	Net Valuation Taxable-County 3,065,218,749	Cash Liabilities 7,422,196.08
DEFERRED CHARGES 208,612.66	State Equalized Valuation 3,343,486,694	Reserves for Receivables 1,673,091.38
SCHOOL, COUNTY, SPECIAL DISTRICT TAXES 37,404,034.24	State Equalization Ratio 92.30	Surplus Dec. 31, 1989 1,330,728.90
RESERVE FOR UNCOLLECTED TAXES 1,343,191.24		Total 10,426,016.36
EXPENDITURES TOTAL 75,851,962.27		

0422
 Population 1980 13,195
 Population 1990 13,734
 S & P Rating A A A
 Moody Rating

General Tax Rate Per \$100. 4.09
 State Equalized Tax Rate 2.63

LINDENWOLD BOROUGH - CAMDEN CO.
 Form of Government:
Borough Council
 Number of Members on Governing Body - 6

PER CAPITA: Grass Debt 351.32 Net Debt 242.38 Debt Service 28.67 Total Tax Levy 650.56 Municipal Expenditures 311.03
 PER CENT: Gross Debt 1.76 Net Debt 1.21 Tax Levy Collected 94.55 Tax Levy Cancelled, Aboted or Adjusted .06

EXPENDITURES	REVENUES-REALIZED	1989 PROPERTY TAX	
GENERAL GOVERNMENT		STATE EQUALIZED TAX RATE	
Governing Body & Public Boards		Local District School Taxes .53	2,314,334.50
Municipal Clerk 65,116.00	1989 Property Taxes Collected 11,532,391.36	Regional & Consolidated School Tax .58	2,553,240.27
Financial Administration 65,116.00	1989 Payments in Lieu of Taxes	School Taxes in Municipal Budget	
Assessment of Taxes 36,000.00	Delinquent Tax & Lien Collections 643,840.80	County Taxes .84	3,668,220.88
Collection of Taxes 82,738.00	Business Personalty Replacement Taxes 25,767.60	County Library Taxes .02	97,031.30
Planning, Housing & Development 7,300.00	Taxes from Public Utilities 631,543.00	Local Municipal Purpose Taxes .66	2,872,000.00
Human Resources 243,308.65	Other Miscellaneous Tax Revenues	Veteran & Senior Citizen Taxes	125,250.00
Elections 3,250.00	State Aid Revenues 454,496.05	Total Taxes for Rate Computation 2.63	11,630,076.95
General Administration (other) 547,655.22	Federal Aid Revenues	Special District Taxes	420,488.67
	State and Local Fiscal Assistance Act Utilized	Bank Corp. Taxes	
JUDICIARY	Sale of Acquired Property	Added and Omitted Taxes	262,326.66
Municipal Courts 60,292.00	Other Miscellaneous Revenues 700,760.32	Total Taxes Levied - ABSTRACT	12,187,642.28
PUBLIC SAFETY		Total Taxes Billed	12,196,649.27
Fire Protection 2,000.00	Prior Years Surplus Appropriated 836,000.00	1989 TAXES COLLECTED	11,532,391.36
Police Protection 1,107,519.00	REVENUES TOTAL 14,824,799.13	1989 Taxes Cancelled, Abated or Adjusted	7,236.34
Civil Defense & Disaster Control 2,750.00	Reserve For Uncollected Taxes 838,480.00	Transfer to Tax Title Liens or Foreclosed	128,350.09
Environmental Inspection & Control 130,541.00		Balance Outstanding Dec. 31, 1989	528,671.48
Other Public Safety	CAPITAL OUTLAY TOTAL 27,430.93	PRIOR YEARS TAXES OUTSTANDING	
PUBLIC WORKS	Public Enterprises	Balance January 1, 1989	675,908.10
Streets and Drainage 572,310.72	Recreation-Culture	Collected in 1989	558,195.76
Sewers and Sewage Processing 716,944.65	Public Works 23,177.76	Cancelled, Abated or Adjusted 1989	5,032.86
Garbage and Trash Disposal 39,530.00	Buildings and Grounds 4,253.17	Transfers to Tax Title Liens or Foreclosed	78,085.72
Public Buildings and Grounds 9,500.00	Library and Education	Balance December 31, 1989	34,593.76
Other Public Works	Conservation	TAX TITLE LIENS OUTSTANDING	
HEALTH and WELFARE	All Other	Balance January 1, 1989	301,578.77
Health Services Except Environmental 25,725.00		Transfer From Taxes	224,557.71
Welfare-Public Assistance 32,496.20	CAPITAL DEBT AUTHORIZED, DECEMBER 31, 1989	Redeemed in 1989	85,645.04
Hospital, Clinics, First Aid 7,000.00	ISSUED AND UNISSUED	Cancelled, Abated or Adjusted (1989)	1,399.11
Animal, Insect, & Rodent Control	GROSS DEBT	Transfers to Foreclosed Property	76,525.41
Other Welfare Services	School 1,955,986	Balance December 31, 1989	362,566.92
RECREATION and CONSERVATION	Self-Liquidating 4,625,646	PROPERTY ACQUIRED BY DEED OR FORECLOSURE	
Beaches and Boardwalks 17,000.00	Other 6,581,632	Balance January 1, 1989	381,174.59
Parks, Playgrounds, Shade Trees		Transfers From Taxes or Liens	76,525.41
Land Reclamation & Conservation 16,500.00	ISSUED AND OUTSTANDING	Sole for Cash (1989)	
Other Recreational Services	School 1,955,986.73	Cancelled, Abated or Adjusted (1989)	100,650.00
EDUCATION (excluding schools)	Self-Liquidating 4,625,480.00	Balance December 31, 1989	357,050.00
Libraries 28,852.00	Other 6,581,466.73	CURRENT FINANCES DECEMBER 31, 1989	
Other Educational Services 35,820.00	Total	ASSETS	
STATUTORY EXPENDITURES	EQUALIZED VALUATION BASIS FOR NET DEBT COMPUTATION 374,847,097	Cash Dec. 31, 1989	3,509,234.16
Pensions & F. L. C. A. 381,950.83	REAL PROPERTY VALUATIONS	Taxes Receivable	563,265.24
Employee Fringe Benefits 227,000.00	Code Class # of Parcels % VAL'N	Tox Title Liens	362,566.92
Other Statutory Expenditures	1 Vacant Land 816 2.93	Foreclosed Property	357,050.00
CETA And Other Public Employment Programs	2 Residential 3889 65.78	Emergencies & Other Deferred Charges	
MUNICIPAL FUNCTIONS TOTAL 4,411,108.32	3 Farm	State and Federal Aid Receivable	
CAPITAL IMPROVEMENTS * MEMO * 44,000.00	4a Commercial 148 7.94	Other Receivables	116,981.23
DEBT SERVICE	4b Industrial 7 1.15	Total	4,909,097.55
Principal Payments 260,520.00	4c Apartments 36 22.20	LIABILITIES, RESERVES, AND SURPLUS	
Interest Payments 276,658.33	Total 4896	Cash Liabilities	2,447,370.38
DEFERRED CHARGES 40,000.00	Land Area 3.82 Sq. Miles	Reserves for Receivables	1,399,863.39
SCHOOL, COUNTY, SPECIAL DISTRICT TAXES 9,053,315.62	Net Valuation Taxable-Municipal 281,603,593	Surplus Dec. 31, 1989	1,061,863.78
RESERVE FOR UNCOLLECTED TAXES 838,430.00	Net Valuation Taxable-County 369,920,452	Total	4,909,097.55
EXPENDITURES TOTAL 14,880,082.32	State Equalized Valuation 437,242,369		
	State Equalization Ratio 64.24		

Population 1980 6,144
 Population 1990 6,365
 S & P Rating
 Moody Rating

General Tax Rate Per \$100. 3.20
 State Equalized Tax Rate 2.09

LINWOOD CITY - ATLANTIC COUNTY

Form of Government:

City Charter Act (P.L. 1897 c. 30)

Number of Members on Governing Body - 7

PER CAPITA: Gross Debt 955.30 PER CENT: Gross Debt 1.91
 Net Debt 806.01 Net Debt 1.61
 Debt Service 120.54 Tax Levy Collected 97.44
 Total Tax Levy 1,272.69 Tax Levy Cancelled, Abated or Adjusted .02
 Municipal Expenditures 639.36

EXPENDITURES		REVENUES-REALIZED			1989 PROPERTY TAX	
GENERAL GOVERNMENT		1989 Property Taxes Collected			STATE EQUALIZED TAX RATE	
Governing Body & Public Boards		1989 Property Taxes Collected	8,517,359.12	Local District School Taxes	.68	2,745,456.00
Municipal Clerk		1989 Payments in Lieu of Taxes		Regional & Consolidated School Tax	.40	1,601,131.34
Financial Administration	51,635.29	Delinquent Tax & Lien Collections	144,557.53	School Taxes in Municipal Budget	.03	120,066.80
Assessment of Taxes	13,050.04	Business Personalty Replacement Taxes	40,940.20	County Taxes	.44 *	1,759,661.41
Collection of Taxes	53,251.35	Taxes from Public Utilities	411,011.00	County Library Taxes		
Planning, Housing & Development	11,180.00	Other Miscellaneous Tax Revenues	137,685.36	Local Municipal Purpose Taxes	.55	2,204,386.10
Human Resources	33,733.37	State Aid Revenues	230,726.11	Veteran & Senior Citizen Taxes		58,200.00
Elections	52,650.00	Federal Aid Revenues		Total Taxes for Rate Computation	2.10	8,489,401.65
General Administration (other)	343,359.50	State and Local Fiscal Assistance Act Utilized		Special District Taxes		
JUDICIARY		Sale of Acquired Property		Bank Corp. Taxes		
Municipal Courts	57,321.00	Other Miscellaneous Revenues	1,024,030.43	Added and Omitted Taxes		307,116.76
PUBLIC SAFETY		TOTAL	10,506,309.98	Total Taxes Levied - ABSTRACT		8,736,318.41
Fire Protection	231,471.03	Prior Years Surplus Appropriated	403,000.00	Total Taxes Billed		8,740,725.51
Police Protection	783,430.14	REVENUES TOTAL	10,909,309.98	1989 TAXES COLLECTED		8,517,359.12
Civil Defense & Disaster Control	2,625.00	Reserve For Uncollected Taxes	174,926.66	1989 Taxes Cancelled, Abated or Adjusted		1,502.96
Environmental Inspection & Control	47,622.00	CAPITAL OUTLAY TOTAL	237,226.92	Transfer to Tax Title Liens or Foreclosed		6,351.55
Other Public Safety		Public Enterprises		Balance Outstanding Dec. 31, 1989		215,511.92
PUBLIC WORKS		Recreation-Culture		PRIOR YEARS TAXES OUTSTANDING		
Streets and Drainage	504,209.50	Public Works	174,940.71	Balance January 1, 1989		143,908.94
Sewers and Sewage Processing	253,050.00	Buildings and Grounds	112,286.21	Collected in 1989		139,328.16
Garbage and Trash Disposal	245,237.00	Library and Education		Cancelled, Abated or Adjusted 1989		3,545.69
Public Buildings and Grounds	15,980.00	Conservation		Transfers to Tax Title Liens or Foreclosed		
Other Public Works	15,800.00	All Other		Balance December 31, 1989		475.09
HEALTH and WELFARE		CAPITAL DEBT AUTHORIZED, DECEMBER 31, 1989		TAX TITLE LIENS OUTSTANDING		
Health Services Except Environmental		ISSUED AND UNISSUED		Balance January 1, 1989		29,174.12
Welfare-Public Assistance	12,737.00	School	995,000.00	Transfer From Taxes		6,351.55
Hospital, Clinics, First Aid		Self-Liquidating		Redeemed in 1989		4,662.37
Animal, Insect, & Rodent Control	5,334.00	Other	5,564,100.00	Cancelled, Abated or Adjusted (1989)		
Other Welfare Services		Total	6,559,100.00	Transfers to Foreclosed Property		
RECREATION and CONSERVATION		ISSUED AND OUTSTANDING		Balance December 31, 1989		30,856.30
Beaches and Boardwalks		School	995,000.00	PROPERTY ACQUIRED BY DEED OR FORECLOSURE		
Parks, Playgrounds, Shade Trees	12,927.00	Self-Liquidating		Balance January 1, 1989		32,734.00
Land Reclamation & Conservation		Other	5,546,950.00	Transfers From Taxes or Liens		
Other Recreational Services		Total	6,541,950.00	Sole for Cash (1989)		
EDUCATION (excluding schools)		EQUALIZED VALUATION BASIS		Cancelled, Abated or Adjusted (1989)		
Libraries	53,625.00	FOR NET DEBT COMPUTATION	343,976,520	Balance December 31, 1989		32,734.00
Other Educational Services	2,030.00	REAL PROPERTY VALUATIONS		CURRENT FINANCES DECEMBER 31, 1989		
STATUTORY EXPENDITURES		Code	Class	# of Parcels	% VAL'N	ASSESSED VALUATION
Pensions & F. L. C. A.	303,079.00	1	Vacant Land	477	4.76	12,490,900.00
Employee Fringe Benefits	171,626.91	2	Residential	2226	30.00	209,925,000.00
Other Statutory Expenditures	1,007.00	3	Farm	3	.30	797,000.00
CETA And Other Public Employment Programs		4a	Commercial	81	14.93	39,167,000.00
MUNICIPAL FUNCTIONS TOTAL	3,373,153.13	4b	Industrial			
CAPITAL IMPROVEMENTS *MEMO*	103,379.00	4c	Apornments			
DEBT SERVICE		Total	2792			252,279,900.00
Principal Payments	354,000.00	Land Area	3.80	Sq. Miles		
Interest Payments	463,654.73	Net Valuation Taxable-Municipal				263,303,395
TYPE I SCHL DEBT *MEMO	180,315.00	Net Valuation Taxable-County				353,624,951
DEFERRED CHARGES	14,075.34	State Equalized Valuation				402,369,937
SCHOOL, COUNTY, SPECIAL DISTRICT TAXES	6,226,315.55	State Equalization Ratio				65.35
RESERVE FOR UNCOLLECTED TAXES	174,926.66					
EXPENDITURES TOTAL	10,616,130.41					

Population 1980 8,483
 Population 1990 13,333
 S & P Rating
 Moody Rating AAA

General Tax Rate Per \$100. 3.75
 State Equalized Tax Rate 1.78

LITTLE EGG HARBOR TWP. - OCEAN CO.

Form of Government:

Township Committee

Number of Members on Governing Body - 3

PER CAPITA: Gross Debt 968.08 PER CENT: Gross Debt 1.93
 Net Debt 601.13 Net Debt 1.20
 Debt Service 37.74 Tax Levy Collected 91.29
 Total Tax Levy 1,188.90 Tax Levy Cancelled, Abated or Adjusted
 Municipal Expenditures 607.34 .23

EXPENDITURES		REVENUES-REALIZED		1989 PROPERTY TAX		
GENERAL GOVERNMENT		REVENUES		STATE EQUALIZED TAX RATE		
Governing Body & Public Boards		1989 Property Taxes Collected	14,475,385.98	Local District School Taxes	.52 4,429,187.00	
Municipal Clerk		1989 Payments in Lieu of Taxes		Regional & Consolidated School Tax	.55 4,728,360.06	
Financial Administration	133,750.00	Delinquent Tax & Lien Collections	989,457.40	School Taxes in Municipal Budget		
Assessment of Taxes	101,200.00	Business Personalty Replacement Taxes	23,647.80	County Taxes	.35 * 2,946,544.25	
Collection of Taxes	108,425.00	Taxes from Public Utilities	793,728.27	County Library Taxes	.02 193,257.66	
Planning, Housing & Development	344,400.00	Other Miscellaneous Tax Revenues		Local Municipal Purpose Taxes	.34 2,869,000.00	
Human Resources	62,308.00	State Aid Revenues	95,206.80	Veteran & Senior Citizen Taxes		
Elections	3,450.00	Federal Aid Revenues		Total Taxes for Rate Computation	1.78 15,380,298.97	
General Administration (other)	1,244,935.83	State and Local Fiscal Assistance Act Utilized		Special District Taxes	213,849.44	
JUDICIARY		Sale of Acquired Property	52,235.34	Bank Corp. Taxes		
Municipal Courts	133,140.00	Other Miscellaneous Revenues	1,679,232.69	Added and Omitted Taxes	471,400.95	
PUBLIC SAFETY		TOTAL	18,008,894.28	Total Taxes Levied - ABSTRACT	15,851,599.36	
Fire Protection	47,426.00	Prior Years Surplus Appropriated	3,300,000.00	Total Taxes Billed	15,857,094.00	
Police Protection	1,252,794.00	REVENUES TOTAL	21,308,894.28	1989 TAXES COLLECTED	14,475,385.98	
Civil Defense & Disaster Control	4,000.00	Reserve For Uncollected Taxes	1,208,000.00	1989 Taxes Cancelled, Abated or Adjusted	36,296.04	
Environmental Inspection & Control	94,400.00	CAPITAL OUTLAY TOTAL	1,550,556.39	Transfer to Tax Title Liens or Foreclosed	151,825.75	
Other Public Safety		Public Enterprises		Balance Outstanding Dec. 31, 1989	1,199,586.23	
PUBLIC WORKS		Recreation—Culture		PRIOR YEARS TAXES OUTSTANDING		
Streets and Drainage	400,225.40	Public Works	991,498.69	Balance January 1, 1989	953,575.14	
Sewers and Sewage Processing	655,200.00	Buildings and Grounds	559,057.70	Collected in 1989	860,324.66	
Garbage and Trash Disposal	670,000.00	Library and Education		Cancelled, Abated or Adjusted 1989	5,292.19	
Public Buildings and Grounds	49,450.00	Conservation		Transfers to Tax Title Liens or Foreclosed	77,497.39	
Other Public Works	54,300.00	All Other		Balance December 31, 1989	10,460.90	
HEALTH and WELFARE		CAPITAL DEBT AUTHORIZED, DECEMBER 31, 1989		TAX TITLE LIENS OUTSTANDING		
Health Services Except Environmental	15,450.00	ISSUED AND UNISSUED		Balance January 1, 1989	107,208.37	
Welfare—Public Assistance	34,530.00	School	4,992,501	Transfer From Taxes	239,849.32	
Hospital, Clinics, First Aid	1,100.00	Self-Liquidating		Redeemed in 1989	29,132.74	
Animal, Insect, & Rodent Control	52,400.00	Other	8,014,907	Cancelled, Abated or Adjusted (1989)		
Other Welfare Services		Total	12,907,408	Transfers to Foreclosed Property		
RECREATION and CONSERVATION		ISSUED AND OUTSTANDING		Balance December 31, 1989	317,924.95	
Beaches and Boardwalks		School	4,892,501.81	PROPERTY ACQUIRED BY DEED OR FORECLOSURE		
Parks, Playgrounds, Shade Trees		Self-Liquidating		Balance January 1, 1989	575,100.00	
Land Reclamation & Conservation	266,500.00	Other	6,237,222.00	Transfers From Taxes or Liens		
Other Recreational Services	21,200.00	Total	11,129,723.81	Sale for Cash (1989)		
EDUCATION (excluding schools)		EQUALIZED VALUATION BASIS		Cancelled, Abated or Adjusted (1989)		
Libraries	500.00	FOR NET DEBT COMPUTATION	669,946,534	Balance December 31, 1989	575,100.00	
Other Educational Services	100.00	REAL PROPERTY VALUATIONS		CURRENT FINANCES DECEMBER 31, 1989		
STATUTORY EXPENDITURES		Code	Class	# of Parcels	% VAL'N	ASSESSED VALUATION
Pensions & F. L. C. A.	337,800.00	1	Vacant Land	3361	10.08	40,089,300.00
Employee Fringe Benefits	20,504.05	2	Residential	6546	34.30	335,218,600.00
Other Statutory Expenditures		3	Farm	2	.02	92,100.00
CETA And Other Public Employment Programs	6,120,588.28	4a	Commercial	126	5.21	20,701,200.00
MUNICIPAL FUNCTIONS TOTAL	6,120,588.28	4b	Industrial	2	.04	146,000.00
CAPITAL IMPROVEMENTS * MEMO*	200,000.00	4c	Apartments	1	.35	1,400,000.00
DEBT SERVICE		Total		10038		397,647,200.00
Principal Payments	240,000.00	Land Area	49.50	Sq. Miles		
Interest Payments	263,166.64	Net Valuation Taxable-Municipal				404,525,860
DEFERRED CHARGES	265,922.55	Net Valuation Taxable-County				744,697,272
SCHOOL, COUNTY, SPECIAL DISTRICT TAXES	12,511,198.41	State Equalized Valuation				846,150,927
RESERVE FOR UNCOLLECTED TAXES	1,203,000.00	State Equalization Ratio				47.38
EXPENDITURES TOTAL	20,603,875.88					
		LIABILITIES, RESERVES, AND SURPLUS				
		Cash Liabilities				2,632,288.56
		Reserves for Receivables				3,028,644.40
		Surplus Dec. 31, 1989				2,721,498.63
		Total				8,382,431.59

*Includes County Health Service Taxes, County Vocational School Taxes, or County Open Space Tax. See Table 13.

Population 1980 11,475
 Population 1990 11,294
 S & P Rating
 Moody Rating A

General Tax Rate Per \$100. 1.62
 State Equalized Tax Rate 1.21

LITTLE FALLS TOWNSHIP - PASSAIC CO.
 Form of Government:
 Township Committee
 Number of Members on Governing Body - 5

PER CAPITA: Gross Debt 1,054.63 PER CENT: Gross Debt 1.45
 Net Debt 970.43 Net Debt 1.33
 Debt Service 25.91 Tax Levy Collected 33.59
 Total Tax Levy 1,043.30 Tax Levy Cancelled, Abated or Adjusted
 Municipal Expenditures 479.00 or Adjusted 2.3

EXPENDITURES		REVENUES-REALIZED			1989 PROPERTY TAX	
GENERAL GOVERNMENT		REVENUES			STATE EQUALIZED TAX RATE	
Governing Body & Public Boards		1989 Property Taxes Collected		10,465,450.00	Local District School Taxes	3,260,530.00
Municipal Clerk	13,000.00	1989 Payments in Lieu of Taxes			Regional & Consolidated School Tax	2,239,895.97
Financial Administration	22,400.00	Delinquent Tax & Lien Collections	235,732.00		School Taxes in Municipal Budget	
Assessment of Taxes	33,950.00	Business Personalty Replacement Taxes	213,459.00		County Taxes	4,092,063.07
Collection of Taxes	43,540.00	Taxes from Public Utilities	229,139.00		County Library Taxes	
Planning, Housing & Development	30,332.50	Other Miscellaneous Tax Revenues			Local Municipal Purpose Taxes	2,109,551.60
Human Resources	2,521.00	State Aid Revenues	246,780.00		Veteran & Senior Citizen Taxes	130,050.00
Elections	3,600.00	Federal Aid Revenues			Total Taxes for Rate Computation	11,832,695.64
General Administration (other)	424,414.00	State and Local Fiscal Assistance Act Utilized			Special District Taxes	
JUDICIARY		Sale of Acquired Property			Bank Corp. Taxes	
Municipal Courts	67,577.00	Other Miscellaneous Revenues	909,651.00		Added and Omitted Taxes	90,961.00
PUBLIC SAFETY		Total	12,955,211.00		Total Taxes Levied - ABSTRACT	11,733,006.64
Fire Protection	252,562.00	Prior Years Surplus Appropriated	900,000.00		Total Taxes Billed	11,814,772.00
Police Protection	1,015,603.00	REVENUES TOTAL	13,255,211.00		1989 TAXES COLLECTED	10,466,450.00
Civil Defense & Disaster Control	4,500.00	Reserve For Uncollected Taxes	476,407.00		1989 Taxes Cancelled, Abated or Adjusted	33,114.00
Environmental Inspection & Control	63,550.00	CAPITAL OUTLAY TOTAL	2,149,642.00		Transfer to Tax Title Liens or Foreclosed	16,443.00
Other Public Safety					Balance Outstanding Dec. 31, 1989	1,298,765.00
PUBLIC WORKS		Public Enterprises			PRIOR YEARS TAXES OUTSTANDING	
Streets and Drainage	593,921.00	Recreation-Culture	3,967.00		Balance January 1, 1989	479,043.00
Sewers and Sewage Processing	229,210.00	Public Works	1,838,776.00		Collected in 1989	285,283.00
Garbage and Trash Disposal	570,522.00	Buildings and Grounds	251,905.00		Cancelled, Abated or Adjusted 1989	
Public Buildings and Grounds	17,300.00	Library and Education			Transfers to Tax Title Liens or Foreclosed	
Other Public Works		Conservation			Balance December 31, 1989	193,755.00
HEALTH and WELFARE		All Other			TAX TITLE LIENS OUTSTANDING	
Health Services Except Environmental	25,630.00				Balance January 1, 1989	109,033.00
Welfare-Public Assistance	17,620.00	CAPITAL DEBT AUTHORIZED, DECEMBER 31, 1989			Transfer From Taxes	16,443.00
Hospital, Clinics, First Aid		ISSUED AND UNISSUED			Redeemed in 1989	444.00
Animal, Insect, & Rodent Control	7,500.00	School	951,504		Cancelled, Abated or Adjusted (1989)	
Other Welfare Services		Self-Liquidating			Transfers to Foreclosed Property	
RECREATION and CONSERVATION		Other	10,960,016		Balance December 31, 1989	125,032.00
Beaches and Boardwalks		Total	11,911,520		PROPERTY ACQUIRED BY DEED OR FORECLOSURE	
Parks, Playgrounds, Shade Trees		ISSUED AND OUTSTANDING			Balance January 1, 1989	12,080.00
Land Reclamation & Conservation	22,707.00	School		951,321.00	Transfers From Taxes or Liens	
Other Recreational Services	127,705.00	Self-Liquidating			Sale for Cash (1989)	
EDUCATION (excluding schools)		Other		8,315,370.00	Cancelled, Abated or Adjusted (1989)	
Libraries	221,704.00	Total		9,267,261.00	Balance December 31, 1989	12,080.00
Other Educational Services		EQUALIZED VALUATION BASIS			CURRENT FINANCES DECEMBER 31, 1989	
STATUTORY EXPENDITURES		FOR NET DEBT COMPUTATION		821,174,987	ASSETS	
Pensions & F. I. C. A.	267,911.30	REAL PROPERTY VALUATIONS			Cash Dec. 31, 1989	372,235.00
Employee Fringe Benefits	162,352.00	Code Class # of Parcels % VAL'N			Taxes Receivable	1,492,520.00
Other Statutory Expenditures		1 Vacant Land 459 4.93		35,270,200.00	Tax Title Liens	125,032.00
CETA And Other Public Employment Programs		2 Residential 3225 64.63		461,967,900.00	Foreclosed Property	12,080.00
MUNICIPAL FUNCTIONS TOTAL	4,343,931.80	3 Farm			Emergencies & Other Deferred Charges	1,180,794.00
CAPITAL IMPROVEMENTS * MEMO *	50,000.00	4a Commercial 166 16.21		120,130,100.00	State and Federal Aid Receivable	27,088.00
DEBT SERVICE		4b Industrial 47 5.05		36,066,400.00	Other Receivables	617,539.00
Principal Payments	162,510.00	4c Apartments 12 2.55		61,356,600.00	Total	3,827,288.00
Interest Payments	141,425.00	Total	3909	714,791,200.00	LIABILITIES, RESERVES, AND SURPLUS	
DEFERRED CHARGES	285,625.00	Land Area 2.80 Sq. Miles			Cash Liabilities	828,601.00
SCHOOL, COUNTY, SPECIAL DISTRICT TAXES	9,592,494.04	Net Valuation Taxable-Municipal		724,349,341	Reserves for Receivables	2,247,171.00
RESERVE FOR UNCOLLECTED TAXES	476,407.00	Net Valuation Taxable-County		871,663,617	Surplus Dec. 31, 1989	751,516.00
EXPENDITURES TOTAL	15,002,292.84	State Equalized Valuation		968,751,914	Total	3,827,288.00
		State Equalization Ratio		74.52		

Population 1980 9,399
 Population 1990 9,937
 S & P Rating A
 Moody Rating A

General Tax Rate Per \$100. 2.05
 State Equalized Tax Rate 1.42

LITTLE FERRY BORO. - BERGEN CO.

Form of Government:

Borough Council

Number of Members on Governing Body - 6

PER CAPITA: Gross Debt 350.00 PER CENT: Gross Debt .55
 Net Debt 350.00 Net Debt .55
 Debt Service 42.99 Tax Levy Collected 98.65
 Total Tax Levy 982.45 Tax Levy Cancelled, Abated
 Municipal Expenditures 513.63 or Adjusted

EXPENDITURES		REVENUES-REALIZED		1989 PROPERTY TAX	
GENERAL GOVERNMENT		REVENUES-REALIZED		STATE EQUALIZED TAX RATE	
Governing Body & Public Baords		1989 Property Taxes Collected	9,724,821.00	Local District Schaal Taxes	↓.67 4,598,864.93
Municipal Clerk		1989 Payments in Lieu of Taxes		Regional & Consalidated Schaal Tax	
Financial Administration	22,592.00	Delinquent Tax & Lien Collections	126,932.00	Schaal Taxes in Municipal Budget	
Assessment of Taxes	25,354.00	Business Persanoltz Replacement Taxes	109,757.00	Caunty Taxes	.22 1,548,266.29
Collection of Taxes	30,754.00	Taxes from Public Utilities	572,374.00	Caunty Library Taxes	
Planning, Housing & Development	21,003.00	Other Miscellaneous Tax Revenues		Local Municipal Purpose Taxes	.53 3,637,770.00
Humon Resources	60,182.00	State Aid Revenues	96,977.00	Veteran & Senior Citizen Taxes	85,050.00
Electians	2,150.00	Federal Aid Revenues		Total Taxes far Rote Computation	1.42 9,869,951.22
General Administration (other)	501,433.00	State and Local Fiscal Assistance Act Utilized	1,493.00	Special District Taxes	
JUDICIARY		State and Local Fiscal Assistance Act Utilized	1,493.00	Bank Corp. Taxes	
Municipal Courts	55,246.00	Sale of Acquired Property		Added and Omitted Taxes	28,830.00
PUBLIC SAFETY		Other Miscellaneous Revenues	501,330.00	Total Taxes Levied - ABSTRACT	9,813,731.22
Fire Protection	136,874.00	Total	11,133,684.00	Total Taxes Billed	9,857,823.00
Police Protection	1,215,116.00	Prior Years Surplus Appropriated	236,000.00	1989 TAXES COLLECTED	9,724,821.00
Civil Defense & Disoster Control	5,350.00	REVENUES TOTAL	11,369,684.00	1989 Taxes Cancelled, Abated or Adjusted	
Environmental Inspection & Cantral	38,210.00	Reserve Far Uncollected Taxes	296,691.00	Transfer to Tax Title Liens or Foreclosed	
Other Public Safety		CAPITAL OUTLAY TOTAL	465,950.00	Balance Outstanding Dec. 31, 1989	133,002.00
PUBLIC WORKS		CAPITAL DEBT AUTHORIZED, DECEMBER 31, 1989		PRIOR YEARS TAXES OUTSTANDING	
Streets and Drainage	457,842.00	ISSUED AND UNISSUED		Balance January 1, 1989	139,893.00
Sewers and Sewage Processing	489,643.00	Schaal		Collected in 1989	126,932.00
Gorbage and Trash Disposal	473,500.00	Self-Liquidoting		Cancelled, Aboted or Adjusted 1989	
Public Buildings and Grounds	58,032.00	Other	3,496,180	Transfers to Tax Title Liens or Foreclosed	
Other Public Works		Total	3,496,180	Balance December 31, 1989	12,961.00
HEALTH and WELFARE		ISSUED AND OUTSTANDING		TAX TITLE LIENS OUTSTANDING	
Health Services Except Envrinmental	31,633.00	Schaal		Balance January 1, 1989	650.00
Welfare-Public Assistance	7,214.00	Self-Liquidating		Transfer Fram Taxes	
Hospital, Clinics, First Aid		Other	2,836,400.00	Redeemed in 1989	
Animol, Insect, & Radent Control	1,755.00	Total	2,836,400.00	Cancelled, Aboted or Adjusted (1989)	
Other Welfare Services		EQUALIZED VALUATION BASIS		Transfers to Foreclosed Property	
RECREATION and CONSERVATION		FOR NET DEBT COMPUTATION	631,316,265	Balance December 31, 1989	650.00
Beaches and Baardwalks		REAL PROPERTY VALUATIONS		PROPERTY ACQUIRED BY DEED OR FORECLOSURE	
Parks, Playgrounds, Shade Trees	59,050.00	Code		Balance January 1, 1989	13,455.00
Land Reclamation & Conservation		Class		Transfers From Taxes or Liens	
Other Recreational Services	7,500.00	# of Parcels		Sale for Cash (1989)	
EDUCATION (excluding schools)		% VAL'N		Cancelled, Abated or Adjusted (1989)	
Libraries	143,270.00			Balance December 31, 1989	13,455.00
Other Educational Services				CURRENT FINANCES DECEMBER 31, 1989	
STATUTORY EXPENDITURES				ASSETS	
Pensions & F. L. C. A.	272,933.00			Cash Dec. 31, 1989	1,843,353.00
Employee Fringe Benefits	212,270.00			Taxes Receivable	145,963.00
Other Statutory Expenditures	5,000.00			Tax Title Liens	650.00
CETA And Other Public Employment Programs				Foreclosed Property	13,455.00
MUNICIPAL FUNCTIONS TOTAL	4,334,481.00			Emergencies & Other Deferred Charges	69,492.00
CAPITAL IMPROVEMENTS * MEMO *	20,000.00			State and Federal Aid Receivable	192.00
DEBT SERVICE				Other Receivables	290,413.00
Principol Payments	215,000.00			Total	2,363,518.00
Interest Payments	214,460.00			LIABILITIES, RESERVES, AND SURPLUS	
DEFERRED CHARGES	69,970.00			Cash Liabilities	1,672,981.00
SCHOOL, COUNTY, SPECIAL DISTRICT TAXES	6,147,131.22			Reserves for Receivables	450,481.00
RESERVE FOR UNCOLLECTED TAXES	296,691.00			Surplus Dec. 31, 1989	240,056.00
EXPENDITURES TOTAL	11,277,733.22			Total	2,363,518.00
		Land Area	1.50 Sq. Miles		
		Net Valuation Taxable-Municipal	479,463,078		
		Net Valuation Taxable-County	664,026,355		
		State Equalized Valuation	686,931,859		
		State Equalization Ratio	69.46		

Population 1980 5,548
 Population 1990 5,721
 S & P Rating
 Moody Rating A1

General Tax Rate Per \$100. 1.83
 State Equalized Tax Rate 1.76

LITTLE SILVER BORO. - MONMOUTH CO.
 Form of Government:
 Borough Council
 Number of Members on Governing Body - 6

PER CAPITA:
 Gross Debt 1,235.98
 Net Debt 901.63
 Debt Service 67.10
 Total Tax Levy 1,823.13
 Municipal Expenditures 610.48

PER CENT:
 Gross Debt 1.40
 Net Debt 1.02
 Tax Levy Collected 97.38
 Tax Levy Cancelled, Abated or Adjusted

EXPENDITURES		REVENUES-REALIZED		1989 PROPERTY TAX	
GENERAL GOVERNMENT		REVENUES-REALIZED		STATE EQUALIZED TAX RATE	
Governing Body & Public Boards		1989 Property Taxes Collected	10,156,633.53	Lacal District School Taxes	.59 3,445,675.00
Municipal Clerk		1989 Payments in Lieu of Taxes		Regional & Consolidated School Tax	.39 2,247,655.82
Financial Administration	38,136.75	Delinquent Tax & Lien Collections	196,434.31	School Taxes in Municipal Budget	
Assessment of Taxes	24,500.00	Business Personalty Replacement Taxes	47,263.43	County Taxes	.39 2,268,069.27
Collection of Taxes	26,032.00	Taxes from Public Utilities	437,227.00	Caunty Library Taxes	.01 72,931.30
Planning, Housing & Development	17,801.69	Other Miscellaneous Tax Revenues		Lacal Municipal Purpose Taxes	.39 2,274,556.50
Human Resources	27,855.00	State Aid Revenues	62,624.59	Veteran & Senior Citizen Taxes	
Elections	1,900.00	Federal Aid Revenues		Total Taxes far Rate Computation	1.77 10,340,087.89
General Administration (ather)	364,242.52	State and Lacal Fiscal Assistance Act Utilized		Special District Taxes	
JUDICIARY		State and Lacal Fiscal Assistance Act Utilized		Bank Corp. Taxes	
Municipal Courts	40,776.00	Sale of Acquired Property		Added and Omitted Taxes	121,260.63
PUBLIC SAFETY		Other Miscellaneous Revenues	473,256.57	Total Taxes Levied - ABSTRACT	10,430,148.57
Fire Protection	75,175.00	Total	11,378,494.43	Total Taxes Billed	10,430,148.57
Palice Protection	643,636.00	Prior Years Surplus Appropriated	310,000.00	1989 TAXES COLLECTED	
Civil Defense & Disaster Control		REVENUES TOTAL	11,688,494.48	10,156,633.53	
Environmental Inspection & Control	26,242.00	Reserve Far Uncollected Taxes	753,693.00	1989 Taxes Cancelled, Abated or Adjusted	
Other Public Safety		CAPITAL OUTLAY TOTAL	459,903.33	Transfer to Tax Title Liens or Fareclosed	
PUBLIC WORKS		Public Enterprises		Balance Outstanding Dec. 31, 1989	
Streets and Drainage	255,311.31	Recreation—Culture	73,833.11	273,513.04	
Sewers and Sewage Processing		Public Works	359,695.75	PRIOR YEARS TAXES OUTSTANDING	
Garbage and Trash Disposal	611,435.26	Buildings and Grounds	16,369.47	Balance January 1, 1989	
Public Buildings and Grounds		Library and Education		189,693.00	
Other Public Works		Conservation		Collected in 1989	
HEALTH and WELFARE		All Other		189,690.00	
Health Services Except Environmental	17,998.00	CAPITAL DEBT AUTHORIZED, DECEMBER 31, 1989		Cancelled, Abated or Adjusted 1989	
Welfare—Public Assistance	1,725.00	ISSUED AND UNISSUED	GROSS DEBT	Transfers to Tax Title Liens or Fareclosed	
Hospital, Clinics, First Aid		School	1,912,790.02	Balance December 31, 1989	
Animal, Insect, & Radent Control		Self-Liquidating		3.00	
Other Welfare Services		Other	5,158,237	TAX TITLE LIENS OUTSTANDING	
RECREATION and CONSERVATION		Total	7,071,027	Balance January 1, 1989	
Beaches and Boardwalks		ISSUED AND OUTSTANDING		9,956.77	
Parks, Playgrounds, Shade Trees	17,000.00	School	1,912,790.02	Transfer From Taxes	
Land Reclamation & Conservation	194,555.00	Self-Liquidating		Redeemed in 1989	
Other Recreational Services	4,330.00	Other	2,409,000.00	Cancelled, Abated or Adjusted (1989)	
EDUCATION (excluding schools)		Total	4,321,790.02	Transfers to Fareclosed Property	
Libraries	56,435.00	EQUALIZED VALUATION BASIS		Balance December 31, 1989	
Other Educational Services		FOR NET DEBT COMPUTATION		3,162.46	
STATUTORY EXPENDITURES		REAL PROPERTY VALUATIONS		PROPERTY ACQUIRED BY DEED OR FORECLOSURE	
Pensions & F. L. C. A.	182,355.95	Code Class # of Parcels % VAL'N ASSESSED VALUATION		Balance January 1, 1989	
Employee Fringe Benefits	132,223.48	1 Vacant Land 181 3.75 20,561,600.00		Transfers From Taxes or Liens	
Other Statutory Expenditures		2 Residential 2002 48.23 475,304,225.00		Sale far Cash (1989)	
CETA And Other Public Employment Programs		3 Farm 8 .14 761,000.00		Cancelled, Abated or Adjusted (1989)	
MUNICIPAL FUNCTIONS TOTAL	2,831,505.93	4a Commercial 120 7.97 44,757,500.00		Balance December 31, 1989	
CAPITAL IMPROVEMENTS *MEMO*	85,402.00	4b Industrial		10,150.00	
DEBT SERVICE		4c Apartments		Transfers From Taxes or Liens	
Principal Payments	217,000.00	Total 2311	561,380,325.00	Sale far Cash (1989)	
Interest Payments	166,905.93	Land Area 2.30 Sq. Miles		Cancelled, Abated or Adjusted (1989)	
DEFERRED CHARGES	23,400.00	Net Valuation Taxable-Municipal	564,489,073	Balance December 31, 1989	
SCHOOL, COUNTY, SPECIAL DISTRICT TAXES	3,034,331.39	Net Valuation Taxable-County	542,473,005	10,150.00	
RESERVE FOR UNCOLLECTED TAXES	253,693.00	State Equalized Valuation	580,659,523	Transfers From Taxes or Liens	
EXPENDITURES TOTAL	11,526,896.15	State Equalization Ratio	97.20	Sale far Cash (1989)	
				Cancelled, Abated or Adjusted (1989)	
				Balance December 31, 1989	
				10,150.00	
				CURRENT FINANCES DECEMBER 31, 1989	
				ASSETS	
				Cash Dec. 31, 1989	
				2,561,398.75	
				Taxes Receivable	
				273,513.04	
				Tax Title Liens	
				3,162.46	
				Fareclosed Property	
				10,150.00	
				Emergencies & Other Deferred Charges	
				100,203.67	
				State and Federal Aid Receivable	
				Other Receivables	
				169,000.00	
				Total	
				3,417,432.92	
				LIABILITIES, RESERVES, AND SURPLUS	
				Cash Liabilities	
				2,529,975.54	
				Reserves far Receivables	
				455,330.50	
				Surplus Dec. 31, 1989	
				431,028.88	
				Total	
				3,417,432.92	

Population 1980 28,040
 Population 1990 26,609
 S & P Rating
 Moody Rating AA1

General Tax Rate Per \$100. 6.39
 State Equalized Tax Rate 1.73

Form of Government:

Council-Manager Plan E (OMCL 50)

Number of Members on Governing Body - 5

Gross Debt 1,209.33
 Net Debt 756.34
 Debt Service 53.50
 Total Tax Levy 2,119.20
 Municipal Expenditures 542.88

Gross Debt 1.11
 Net Debt .69
 Tax Levy Collected 96.40
 Tax Levy Cancelled, Abated or Adjusted .51

EXPENDITURES		REVENUES-REALIZED		1989 PROPERTY TAX	
GENERAL GOVERNMENT		REVENUES-REALIZED		STATE EQUALIZED TAX RATE .98	
Governing Body & Public Boards		1989 Property Taxes Collected	54,428,488.42	Local District School Taxes	31,614,061.00
Municipal Clerk		1989 Payments in Lieu of Taxes		Regional & Consolidated School Tax	
Financial Administration	144,379.26	Delinquent Tax & Lien Collections	1,250,183.67	School Taxes in Municipal Budget	
Assessment of Taxes	69,621.26	Business Personalty Replacement Taxes	406,901.40	County Taxes	19,244,476.46
Collection of Taxes	105,036.80	Taxes from Public Utilities	2,284,477.00	County Library Taxes	
Planning, Housing & Development	98,903.00	Other Miscellaneous Tax Revenues	370,530.46	Local Municipal Purpose Taxes	5,253,447.10
Human Resources	203,631.12	State Aid Revenues	369,357.73	Veteran & Senior Citizen Taxes	178,000.00
Elections	173,950.00	Federal Aid Revenues		Total Taxes for Rate Computation	56,289,984.56
General Administration (other)	1,563,731.16	State and Local Fiscal Assistance Act Utilized		Special District Taxes	
JUDICIARY		Sale of Acquired Property		Bank Corp. Taxes	
Municipal Courts	161,659.10	Other Miscellaneous Revenues	4,821,556.47	Added and Omitted Taxes	277,843.24
PUBLIC SAFETY		Total	65,466,748.15	Total Taxes Levied - ABSTRACT	56,389,827.80
Fire Protection	244,522.61	Prior Years Surplus Appropriated	1,535,253.00	Total Taxes Billed	56,458,755.19
Police Protection	2,439,764.54	REVENUES TOTAL	65,466,748.15	1989 TAXES COLLECTED	54,428,488.42
Civil Defense & Disaster Control	3,947.48	Reserve For Uncollected Taxes	1,591,398.72	1989 Taxes Cancelled, Abated or Adjusted	287,434.99
Environmental Inspection & Control	124,653.48	CAPITAL OUTLAY TOTAL	11,298,451.45	Transfer to Tax Title Liens or Foreclosed	205,144.56
Other Public Safety				Balance Outstanding Dec. 31, 1989	1,537,687.22
PUBLIC WORKS				PRIOR YEARS TAXES OUTSTANDING	
Streets and Drainage	826,663.57	Public Enterprises	46,958.57	Balance January 1, 1989	1,711,467.40
Sewers and Sewage Processing	635,014.38	Recreation-Culture	2,224.00	Collected in 1989	1,239,340.50
Garbage and Trash Disposal	499,650.00	Public Works	10,640,365.60	Cancelled, Abated or Adjusted 1989	12,561.12
Public Buildings and Grounds	185,457.23	Buildings and Grounds	589,265.33	Transfers to Tax Title Liens or Foreclosed	144,788.30
Other Public Works		Library and Education	19,637.35	Balance December 31, 1989	314,777.48
HEALTH and WELFARE		Conservation		TAX TITLE LIENS OUTSTANDING	
Health Services Except Environmental	215,532.41	All Other		Balance January 1, 1989	264.50
Welfare-Public Assistance	15,037.33	CAPITAL DEBT AUTHORIZED, DECEMBER 31, 1989		Transfer From Taxes	382,785.66
Hospital, Clinics, First Aid		ISSUED AND UNISSUED		Redeemed in 1989	10,843.17
Animal, Insect, & Rodent Control	14,000.00	School	10,030,000.00	Cancelled, Abated or Adjusted (1989)	
Other Welfare Services	2,000.00	Self-Liquidating	1,295,000.00	Transfers to Foreclosed Property	
RECREATION and CONSERVATION		Other	20,854,001.00	Balance December 31, 1989	372,206.99
Beaches and Boardwalks		Total	32,179,001.00	PROPERTY ACQUIRED BY DEED OR FORECLOSURE	
Parks, Playgrounds, Shade Trees		ISSUED AND OUTSTANDING		Balance January 1, 1989	419,384.00
Land Reclamation & Conservation	567,975.00	School	10,030,000.00	Transfers From Taxes or Liens	
Other Recreational Services	723,274.10	Self-Liquidating	855,000.00	Sole for Cash (1989)	126,134.00
EDUCATION (excluding schools)		Other	20,602,549.60	Cancelled, Abated or Adjusted (1989)	
Libraries	974,151.00	Total	31,487,549.60	Balance December 31, 1989	293,250.00
Other Educational Services	19,400.00	EQUALIZED VALUATION BASIS FOR NET DEBT COMPUTATION	2,897,353.500	CURRENT FINANCES DECEMBER 31, 1989	
STATUTORY EXPENDITURES		REAL PROPERTY VALUATIONS		ASSETS	
Pensions & F. L. C. A.	877,846.28	Code Class # of Parcels % VAL'N ASSESSED VALUATION		Cash Dec. 31, 1989	10,659,921.35
Employee Fringe Benefits	392,008.48	1 Vacant Land 339 2.91 25,473,500.00		Taxes Receivable	1,852,464.70
Other Statutory Expenditures		2 Residential 8782 70.75 618,386,700.00		Tax Title Liens	372,206.99
CETA And Other Public Employment Programs		3 Farm 7 69,000.00		Foreclosed Property	293,250.00
MUNICIPAL FUNCTIONS TOTAL	11,354,904.59	4a Commercial 267 23.95 209,274,300.00		Emergencies & Other Deferred Charges	312,346.85
CAPITAL IMPROVEMENTS *MEMO*	219,352.00	4b Industrial 47 2.38 20,762,100.00		State and Federal Aid Receivable	
DEBT SERVICE		4c Apartments		Other Receivables	2,467,673.23
Principal Payments	512,068.40	Total 9442 873,905,600.00		Total	15,957,863.12
Interest Payments	911,623.89	Land Area 14.00 Sq. Miles		LIABILITIES, RESERVES, AND SURPLUS	
DEFERRED CHARGES	75,439.41	Net Valuation Taxable-Municipal	879,200,500	Cash Liabilities	8,178,455.23
SCHOOL, COUNTY, SPECIAL DISTRICT TAXES	50,858,537.40	Net Valuation Taxable-County	2,991,189,579	Reserves for Receivables	4,985,594.92
RESERVE FOR UNCOLLECTED TAXES	1,591,398.72	State Equalized Valuation	3,224,261,051	Surplus Dec. 31, 1989	2,793,812.97
EXPENDITURES TOTAL	65,304,052.47	State Equalization Ratio	27.15	Total	15,957,863.12

Population 1980 357
 Population 1990 300
 S & P Rating
 Moody Rating

General Tax Rate Per \$100. 2.50
 State Equalized Tax Rate 2.14

LOCH ARBOUR VILLAGE - MONMOUTH CO.

Form of Government:
 Village Board of Trustees

Number of Members on Governing Body - 5

PER CAPITA: PER CENT:
 Gross Debt 564.20 Gross Debt .64
 Net Debt 301.93 Net Debt .34
 Debt Service 37.93 Tax Levy Collected 98.31
 Total Tax Levy 2,111.92 Tax Levy Cancelled, Abated
 Municipal Expenditures 1,223.35 or Adjusted

EXPENDITURES		REVENUES-REALIZED		1989 PROPERTY TAX	
GENERAL GOVERNMENT				STATE EQUALIZED TAX RATE	
Governing Body & Public Boards		1989 Property Taxes Collected	789,075.29	Local District School Taxes	
Municipal Clerk		1989 Payments in Lieu of Taxes		Regional & Consolidated Schaal Tax	1.03
Financial Administration	14,400.00	Delinquent Tax & Lien Collections	4,110.68	Schaal Taxes in Municipal Budget	
Assessment of Taxes	1,300.00	Business Personalty Replacement Taxes	4,101.40	County Taxes	.38
Collection of Taxes	4,833.00	Taxes from Public Utilities	22,991.00	County Library Taxes	.01
Planning, Housing & Development	2,454.00	Other Miscellaneous Tax Revenues		Local Municipal Purpose Taxes	.72
Human Resources		State Aid Revenues	27,577.03	Veteran & Senior Citizen Taxes	
Elections		Federal Aid Revenues		Total Taxes for Rate Computation	2.14
General Administration (other)	67,390.55	State and Local Fiscal Assistance Act Utilized		Special District Taxes	
JUDICIARY		Sale of Acquired Property		Bank Corp. Taxes	
Municipal Courts	8,150.20	Other Miscellaneous Revenues	116,119.30	Added and Omitted Taxes	
PUBLIC SAFETY		Total	963,974.75	Total Taxes Levied - ABSTRACT	302,528.46
Fire Protection	19,931.28	Prior Years Surplus Appropriated	76,567.00	Total Taxes Billed	802,610.17
Police Protection	113,419.20	REVENUES TOTAL	1,040,541.75	1989 TAXES COLLECTED	789,075.29
Civil Defense & Disaster Control	250.00	Reserve Far Uncollected Taxes	37,742.00	1989 Taxes Cancelled, Abated or Adjusted	
Environmental Inspection & Control	200.00	CAPITAL OUTLAY	TOTAL	Transfer to Tax Title Liens or Foreclosed	
Other Public Safety		Public Enterprises	5,612.33	Balance Outstanding Dec. 31, 1989	13,534.88
PUBLIC WORKS		Recreation-Culture		PRIOR YEARS TAXES OUTSTANDING	
Streets and Drainage	7,554.56	Public Works	4,707.33	Balance January 1, 1989	4,110.68
Sewers and Sewage Processing	32,301.54	Buildings and Grounds	845.00	Collected in 1989	4,110.08
Garbage and Trash Disposal	51,000.00	Library and Education		Cancelled, Abated or Adjusted 1989	
Public Buildings and Grounds	2,300.00	Conservation		Transfers to Tax Title Liens or Foreclosed	
Other Public Works		All Other		Balance December 31, 1989	
HEALTH and WELFARE		CAPITAL DEBT AUTHORIZED, DECEMBER 31, 1989		TAX TITLE LIENS OUTSTANDING	
Health Services Except Environmental	1,000.00	ISSUED AND UNISSUED	GROSS DEBT	Balance January 1, 1989	
Welfare-Public Assistance	32.50	Schaal	99,661	Transfer From Taxes	
Hospital, Clinics, First Aid		Self-Liquidating		Redeemed in 1989	
Animal, Insect, & Radent Control	150.00	Other	114,733	Cancelled, Abated or Adjusted (1989)	
Other Welfare Services		Total	214,394	Transfers to Foreclosed Property	
RECREATION and CONSERVATION		ISSUED AND OUTSTANDING		Balance December 31, 1989	
Beaches and Baardwalks	59,745.00	School	99,661.10	PROPERTY ACQUIRED BY DEED OR FORECLOSURE	
Parks, Playgrounds, Shade Trees		Self-Liquidating		Balance January 1, 1989	
Land Reclamation & Conservation	1,000.00	Other	55,076.26	Transfers From Taxes or Liens	
Other Recreational Services	1,155.00	Total	154,737.36	Sale for Cash (1989)	
EDUCATION (excluding schools)		EQUALIZED VALUATION BASIS FOR NET DEBT COMPUTATION		Cancelled, Abated or Adjusted (1989)	
Libraries		REAL PROPERTY VALUATIONS		Balance December 31, 1989	
Other Educational Services		Code Class # of Parcels % VAL'N	ASSESSED VALUATION	CURRENT FINANCES DECEMBER 31, 1989	
STATUTORY EXPENDITURES		1 Vacant Land 5 1.76	551,400.00	ASSETS	
Pensions & F. I. C. A.	8,971.60	2 Residential 136 92.33	28,902,200.00	Cash Dec. 31, 1989	166,960.40
Employee Fringe Benefits		3 Farm		Taxes Receivable	13,534.88
Other Statutory Expenditures		4a Commercial 6 5.38	1,683,500.00	Tax Title Liens	
CETA And Other Public Employment Programs		4b Industrial		Foreclosed Property	
MUNICIPAL FUNCTIONS TOTAL	404,518.44	4c Apartments 1 .53	165,000.00	Emergencies & Other Deferred Charges	4,793.88
CAPITAL IMPROVEMENTS *MEMO*	2,000.00	Total	31,302,100.00	State and Federal Aid Receivable	43,740.25
DEBT SERVICE		Land Area .10 Sq. Miles		Other Receivables	39,356.26
Principal Payments	12,860.00	Net Valuation Taxable-Municipal	31,388,739	Total	268,385.67
Interest Payments	1,536.12	Net Valuation Taxable-County	34,424,820	LIABILITIES, RESERVES, AND SURPLUS	
DEFERRED CHARGES	8,218.00	State Equalized Valuation	37,471,208	Cash Liabilities	72,508.54
SCHOOL, COUNTY, SPECIAL DISTRICT TAXES	533,213.89	State Equalization Ratio	83.73	Reserves for Receivables	13,534.88
RESERVE FOR UNCOLLECTED TAXES	37,742.00			Surplus Dec. 31, 1989	182,342.25
EXPENDITURES TOTAL	998,088.45			Total	268,385.67

*Includes County Health Service Taxes, County Vocational Schaal Taxes, or County Open Space Tax. See Table 13.

LODI BOROUGH - BERGEN COUNTY

PER CAPITA:

PER CENT:

Population 1980 23,956
 Population 1990 22,353
 S & P Rating A
 Moody Rating A

General Tax Rate Per \$100. 2.16
 State Equalized Tax Rate 1.79

Form of Government:

Mayor-Council Plan B (OMCL 50)

Number of Members on Governing Body - 7

Gross Debt 524.33
 Net Debt 393.54
 Debt Service 55.32
 Total Tax Levy 983.78
 Municipal Expenditures 528.73

Gross Debt 1.07
 Net Debt .80
 Tax Levy Collected 95.64
 Tax Levy Cancelled, Abated or Adjusted 1.73

EXPENDITURES		REVENUES-REALIZED		1989 PROPERTY TAX	
GENERAL GOVERNMENT		REVENUES-REALIZED		STATE EQUALIZED TAX RATE	
Governing Body & Public Boards	62,200.00	1989 Property Taxes Collected	21,057,268.46	Local District Schaal Taxes	98
Municipal Clerk	114,100.00	1989 Payments in Lieu of Taxes		Regional & Consolidated Schaal Tax	
Financial Administration	190,324.00	Delinquent Tax & Lien Collections	453,254.51	Schaal Taxes in Municipal Budget	
Assessment of Taxes	86,400.00	Business Personalty Replacement Taxes	363,124.72	County Taxes	.23
Collection of Taxes	50,600.00	Taxes from Public Utilities	922,037.00	County Library Taxes	
Planning, Housing & Development	15,400.00	Other Miscellaneous Tax Revenues		Local Municipal Purpose Taxes	.58
Human Resources	125,651.46	State Aid Revenues	460,398.07	Veteran & Senior Citizen Taxes	
Elections	10,000.00	Federal Aid Revenues		Total Taxes for Rate Computation	1.79
General Administration (other)	1,223,350.93	State and Local Fiscal Assistance Act Utilized		Special District Taxes	
JUDICIARY		Sale of Acquired Property		Bank Corp. Taxes	
Municipal Courts	113,400.00	Other Miscellaneous Revenues	1,948,688.76	Added and Omitted Taxes	213,154.11
PUBLIC SAFETY		Total	25,209,821.52	Total Taxes Levied - ABSTRACT	21,992,508.92
Fire Protection	115,532.49	Prior Years Surplus Appropriated	400,000.00	Total Taxes Billed	22,017,914.41
Police Protection	1,395,333.33	REVENUES TOTAL	25,609,821.52	1989 TAXES COLLECTED	21,057,268.46
Civil Defense & Disaster Control	7,650.00	Reserve For Uncollected Taxes	664,471.38	1989 Taxes Cancelled, Abated or Adjusted	380,384.18
Environmental Inspection & Control	159,400.00	CAPITAL OUTLAY TOTAL	1,914,706.84	Transfer to Tax Title Liens or Foreclosed	8,297.22
Other Public Safety		Public Enterprises		Balance Outstanding Dec. 31, 1989	571,964.55
PUBLIC WORKS		Recreation-Culture		PRIOR YEARS TAXES OUTSTANDING	
Streets and Drainage	174,100.00	Public Works	730,046.08	Balance January 1, 1989	486,057.50
Sewers and Sewage Processing	635,000.00	Buildings and Grounds	1,184,658.76	Collected in 1989	458,254.51
Garbage and Trash Disposal	1,400,000.00	Library and Education		Cancelled, Abated or Adjusted 1989	9,481.67
Public Buildings and Grounds	10,000.00	Conservation		Transfers to Tax Title Liens or Foreclosed	
Other Public Works	844,433.83	All Other		Balance December 31, 1989	18,321.32
HEALTH and WELFARE		CAPITAL DEBT AUTHORIZED, DECEMBER 31, 1989		TAX TITLE LIENS OUTSTANDING	
Health Services Except Environmental	85,611.04	ISSUED AND UNISSUED		Balance January 1, 1989	55,890.60
Welfare-Public Assistance	10,000.00	School	1,792,000	Transfer From Taxes	8,297.22
Hospital, Clinics, First Aid	30,501.00	Self-Liquidating	1,062,000	Redeemed in 1989	
Animal, Insect, & Rodent Control		Other	9,867,450	Cancelled, Abated or Adjusted (1989)	
Other Welfare Services	62,800.00	Total	11,721,450	Transfers to Foreclosed Property	
RECREATION and CONSERVATION		ISSUED AND OUTSTANDING		Balance December 31, 1989	64,187.82
Beaches and Boardwalks		Schaal	1,792,000.00	PROPERTY ACQUIRED BY DEED OR FORECLOSURE	
Parks, Playgrounds, Shade Trees	3,000.00	Self-Liquidating	1,062,000.00	Balance January 1, 1989	18,247.50
Land Reclamation & Conservation	104,908.76	Other	8,685,750.00	Transfers From Taxes or Liens	
Other Recreational Services	182,600.00	Total	11,539,750.00	Sale for Cash (1989)	
EDUCATION (excluding schools)		EQUALIZED VALUATION BASIS		Cancelled, Abated or Adjusted (1989)	
Libraries	423,000.00	FOR NET DEBT COMPUTATION	1,093,181,848	Balance December 31, 1989	18,247.50
Other Educational Services		REAL PROPERTY VALUATIONS		CURRENT FINANCES DECEMBER 31, 1989	
STATUTORY EXPENDITURES		Code Class # of Parcels % VAL'N		ASSETS	
Pensions & F. L. C. A.	675,532.07	1 Vacant Land 168 1.40	13,984,300.00	Cash Dec. 31, 1989	1,467,885.40
Employee Fringe Benefits	564,000.00	2 Residential 4239 61.89	617,729,400.00	Taxes Receivable	590,285.87
Other Statutory Expenditures	32,000.00	3 Farm		Tax Title Liens	64,187.82
CETA And Other Public Employment Programs		4a Commercial 294 15.24	152,107,800.00	Foreclosed Property	18,247.50
MUNICIPAL FUNCTIONS TOTAL	9,523,008.98	4b Industrial 117 12.34	123,163,700.00	Emergencies & Other Deferred Charges	704,015.58
CAPITAL IMPROVEMENTS * MEMO *	107,423.00	4c Apartments 86 9.13	91,172,700.00	State and Federal Aid Receivable	
DEBT SERVICE		Total	998,157,900.00	Other Receivables	35,601.43
Principal Payments	640,000.00	Land Area 2.20 Sq. Miles		Total	2,880,223.60
Interest Payments	596,567.50	Net Valuation Taxable-Municipal	1,000,218,362	LIABILITIES, RESERVES, AND SURPLUS	
DEFERRED CHARGES	390,652.12	Net Valuation Taxable-County	1,180,315,170	Cash Liabilities	1,846,477.04
SCHOOL, COUNTY, SPECIAL DISTRICT TAXES	14,675,670.42	State Equalized Valuation	1,214,741,667	Reserves for Receivables	708,322.62
RESERVE FOR UNCOLLECTED TAXES	664,471.38	State Equalization Ratio	82.31	Surplus Dec. 31, 1989	325,423.94
EXPENDITURES TOTAL	26,495,370.40			Total	2,880,223.60

0809

Population 1980 3,078
 Population 1990 5,147
 S & P Rating
 Moody Rating

General Tax Rate Per \$100. 1.38
 State Equalized Tax Rate 2.06

LOGAN TWP. - GLOUCESTER CO.

Form of Government:

Small Municipality Plan C (OMCL 50)

Number of Members on Governing Body - 5

PER CAPITA:

Gross Debt 365.55
 Net Debt 365.55
 Debt Service 9.96
 Total Tax Levy 1,144.38
 Municipal Expenditures 569.15

PER CENT:

Gross Debt .84
 Net Debt .84
 Tax Levy Collected 94.08
 Tax Levy Cancelled, Abated or Adjusted .05

EXPENDITURES		REVENUES-REALIZED			1989 PROPERTY TAX	
GENERAL GOVERNMENT					STATE EQUALIZED TAX RATE 1.19	
Governing Body & Public Boards	15,600.00	1989 Property Taxes Collected	5,541,629.82	Local District School Taxes		3,222,728.00
Municipal Clerk	34,230.00	1989 Payments in Lieu of Taxes		Regional & Consolidated School Tax		
Financial Administration	53,199.00	Delinquent Tax & Lien Collections	506,690.51	School Taxes in Municipal Budget		
Assessment of Taxes	39,550.00	Business Personalty Replacement Taxes	66,547.52	County Taxes	.69	1,865,647.34
Collection of Taxes	25,500.00	Taxes from Public Utilities	447,019.00	County Library Taxes	.02	52,770.94
Planning, Housing & Development	42,196.00	Other Miscellaneous Tax Revenues		Local Municipal Purpose Taxes	.16	445,000.00
Human Resources	43,928.08	State Aid Revenues	42,922.33	Veteran & Senior Citizen Taxes		29,050.00
Elections	52,000.00	Federal Aid Revenues		Total Taxes for Rate Computation	2.06	5,615,196.28
General Administration (other)	260,500.91	State and Local Fiscal Assistance Act Utilized		Special District Taxes		
JUDICIARY		Sale of Acquired Property		Bank Corp. Taxes		
Municipal Courts	45,917.13	Other Miscellaneous Revenues	1,522,227.80	Added and Omitted Taxes		303,993.18
PUBLIC SAFETY		Total	8,127,035.98	Total Taxes Levied - ABSTRACT		5,890,139.46
Fire Protection	134,320.20	Prior Years Surplus Appropriated	600,000.00	Total Taxes Billed		5,890,644.95
Police Protection	474,700.92	REVENUES TOTAL	8,727,035.98	1989 TAXES COLLECTED 5,541,629.82		
Civil Defense & Disaster Control	5,500.00	Reserve For Uncollected Taxes	585,609.00	1989 Taxes Cancelled, Abated or Adjusted		3,000.00
Environmental Inspection & Control	189,792.00	CAPITAL OUTLAY TOTAL	11,540.50	Transfer to Tax Title Liens or Foreclosed		15,933.00
Other Public Safety		Public Enterprises		Balance Outstanding Dec. 31, 1989		330,082.13
PUBLIC WORKS		Recreation-Culture		PRIOR YEARS TAXES OUTSTANDING		
Streets and Drainage	103,000.00	Public Works	11,540.50	Balance January 1, 1989		588,637.72
Sewers and Sewage Processing		Buildings and Grounds		Cancelled in 1989		502,690.04
Garbage and Trash Disposal	211,500.00	Library and Education		Cancelled, Abated or Adjusted 1989		
Public Buildings and Grounds	31,493.00	Conservation		Transfers to Tax Title Liens or Foreclosed		4,444.67
Other Public Works	43,000.00	All Other		Balance December 31, 1989		81,503.01
HEALTH and WELFARE		CAPITAL DEBT AUTHORIZED, DECEMBER 31, 1989			TAX TITLE LIENS OUTSTANDING	
Health Services Except Environmental	1,700.00	ISSUED AND UNISSUED		Balance January 1, 1989		120,737.39
Welfare-Public Assistance	4,850.00	School		Transfer From Taxes		20,947.15
Hospital, Clinics, First Aid		Self-Liquidating		Redeemed in 1989		4,000.47
Animal, Insect, & Rodent Control	3,000.00	Other	1,381,500	Cancelled, Abated or Adjusted (1989)		
Other Welfare Services		Total	1,381,500	Transfers to Foreclosed Property		
RECREATION and CONSERVATION		ISSUED AND OUTSTANDING		Balance December 31, 1989		137,684.57
Beaches and Boardwalks		School		PROPERTY ACQUIRED BY DEED OR FORECLOSURE		
Parks, Playgrounds, Shade Trees	21,000.00	Self-Liquidating		Balance January 1, 1989		6,755.00
Land Reclamation & Conservation	70,063.15	Other	375,000.00	Transfers From Taxes or Liens		
Other Recreational Services	3,000.00	Total	375,000.00	Sale for Cash (1989)		
EDUCATION (excluding schools)		EQUALIZED VALUATION BASIS FOR NET DEBT COMPUTATION		Cancelled, Abated or Adjusted (1989)		
Libraries		REAL PROPERTY VALUATIONS		Balance December 31, 1989		6,755.00
Other Educational Services		Code Class # of Parcels % VAL'N ASSESSED VALUATION		CURRENT FINANCES DECEMBER 31, 1989		
STATUTORY EXPENDITURES		1 Vacant Land 696 7.80 23,027,700.00		ASSETS		
Pensions & F. L. C. A.	112,505.00	2 Residential 1473 40.90 120,221,000.00		Cash Dec. 31, 1989		3,328,886.24
Employee Fringe Benefits	63,500.00	3 Farm 262 3.09 9,144,300.00		Taxes Receivable		411,535.14
Other Statutory Expenditures	153,000.00	4a Commercial 95 40.45 119,497,200.00		Tax Title Liens		137,684.57
CETA And Other Public Employment Programs		4b Industrial 6 7.76 22,916,400.00		Foreclosed Property		6,755.00
MUNICIPAL FUNCTIONS TOTAL	2,262,555.37	4c Apartments		Emergencies & Other Deferred Charges		69,163.56
CAPITAL IMPROVEMENTS *MEAD*	103,000.00	Total	2533	State and Federal Aid Receivable		37,474.31
DEBT SERVICE		Land Area 23.42 Sq. Miles		Other Receivables		55,523.28
Principal Payments	25,000.00	Net Valuation Taxable-Municipal	295,406,600.00	Total		4,107,032.10
Interest Payments	25,240.00	Net Valuation Taxable-County	297,162,325	LIABILITIES, RESERVES, AND SURPLUS		
DEFERRED CHARGES		State Equalized Valuation	271,410,315	Cash Liabilities		1,935,013.72
SCHOOL, COUNTY, SPECIAL DISTRICT TAXES	23,000.00	State Equalization Ratio	109.55	Reserves for Receivables		611,552.99
RESERVE FOR UNCOLLECTED TAXES	585,609.00			Surplus Dec. 31, 1989		1,560,515.39
EXPENDITURES TOTAL	3,070,550.67			Total		4,107,032.10

LONG BEACH TWP. - OCEAN CO.

PER CAPITA:

PER CENT:

Population 1980 3,488
 Population 1990 3,407
 S & P Rating
 Moody Rating

General Tax Rate Per \$100. 1.35
 State Equalized Tax Rate .82

Form of Government:

Commission (1911)

Number of Members on Governing Body - 3

Gross Debt 4,021.45
 Net Debt 1,428.03
 Debt Service 98.53
 Total Tax Levy 5,909.32
 Municipal Expenditures 2,308.54

Gross Debt .65
 Net Debt .23
 Tax Levy Collected 97.07
 Tax Levy Cancelled, Abated or Adjusted

EXPENDITURES		REVENUES-REALIZED		1989 PROPERTY TAX	
GENERAL GOVERNMENT				STATE EQUALIZED TAX RATE →	
Governing Body & Public Boards		1989 Property Taxes Collected	19,542,247.59	Local District School Taxes	
Municipal Clerk	103,604.82	1989 Payments in Lieu of Taxes		Regional & Consolidated School Tax	.25
Financial Administration	32,235.00	Delinquent Tax & Lien Collections	326,850.24	School Taxes in Municipal Budget	
Assessment of Taxes	101,792.03	Business Personalty Replacement Taxes	26,800.40	County Taxes	.35
Collection of Taxes	113,200.00	Taxes from Public Utilities	732,051.00	County Library Taxes	.02
Planning, Housing & Development	71,837.93	Other Miscellaneous Tax Revenues		Local Municipal Purpose Taxes	.20
Human Resources	70,829.32	State Aid Revenues	45,319.96	Veteran & Senior Citizen Taxes	
Elections	3,600.00	Federal Aid Revenues		Total Taxes for Rate Computation	.82
General Administration (other)	421,639.88	State and Local Fiscal Assistance Act Utilized		Special District Taxes	
JUDICIARY		Sale of Acquired Property		Bank Corp. Taxes	
Municipal Courts	59,531.22	Other Miscellaneous Revenues	1,298,342.58	Added and Omitted Taxes	164,371.54
PUBLIC SAFETY		Total	21,971,611.77	Total Taxes Levied - ABSTRACT	20,133,054.68
Fire Protection	133,623.18	Prior Years Surplus Appropriated	980,000.00	Total Taxes Billed	20,133,054.68
Police Protection	1,604,650.00	REVENUES TOTAL	22,851,611.77	1989 TAXES COLLECTED	19,542,247.59
Civil Defense & Disaster Control	16,650.00	Reserve For Uncollected Taxes	667,017.00	1989 Taxes Cancelled, Abated or Adjusted	
Environmental Inspection & Control	60,438.91	CAPITAL OUTLAY TOTAL		Transfer to Tax Title Liens or Foreclosed	
Other Public Safety		Public Enterprises	1,869,594.36	Balance Outstanding Dec. 31, 1989	590,807.09
PUBLIC WORKS		Recreation-Culture	224,333.65	PRIOR YEARS TAXES OUTSTANDING	
Streets and Drainage	673,253.54	Public Works	385,421.04	Balance January 1, 1989	324,092.01
Sewers and Sewage Processing		Buildings and Grounds	96,467.41	Collected in 1989	324,092.01
Garbage and Trash Disposal	1,305,000.00	Library and Education	207,366.00	Cancelled, Abated or Adjusted 1989	
Public Buildings and Grounds	119,415.96	Conservation		Transfers to Tax Title Liens or Foreclosed	
Other Public Works		All Other		Balance December 31, 1989	
HEALTH and WELFARE		CAPITAL DEBT AUTHORIZED, DECEMBER 31, 1989		TAX TITLE LIENS OUTSTANDING	
Health Services Except Environmental	260,000.00	ISSUED AND UNISSUED		Balance January 1, 1989	17,486.93
Welfare-Public Assistance	5,100.00	School	1,112,755	Transfer From Taxes	
Hospital, Clinics, First Aid	5,000.00	Self-Liquidating	7,544,150	Redeemed in 1989	2,758.23
Animal, Insect, & Rodent Control	6,000.00	Other	5,044,157	Cancelled, Abated or Adjusted (1989)	
Other Welfare Services		Total	13,701,063	Transfers to Foreclosed Property	
RECREATION and CONSERVATION		ISSUED AND OUTSTANDING		Balance December 31, 1989	14,728.70
Beaches and Boardwalks	526,200.00	School	1,112,755.71	PROPERTY ACQUIRED BY DEED OR FORECLOSURE	
Parks, Playgrounds, Shade Trees		Self-Liquidating	6,984,000.00	Balance January 1, 1989	5,400.00
Land Reclamation & Conservation	36,400.11	Other	4,403,500.00	Transfers From Taxes or Liens	
Other Recreational Services	35,750.00	Total	12,500,255.71	Sale for Cash (1989)	
EDUCATION (excluding schools)		EQUALIZED VALUATION BASIS		Cancelled, Abated or Adjusted (1989)	
Libraries		FOR NET DEBT COMPUTATION	2,105,569,433	Balance December 31, 1989	5,400.00
Other Educational Services	500.00	REAL PROPERTY VALUATIONS		CURRENT FINANCES DECEMBER 31, 1989	
STATUTORY EXPENDITURES		Code Class # of Parcels % VAL'N ASSESSED VALUATION		ASSETS	
Pensions & F. L. C. A.	503,190.00	1 Vacant Land 1114 5.08	74,816,705.00	Cash Dec. 31, 1989	4,004,309.04
Employee Fringe Benefits	309,356.42	2 Residential 7121 90.29	1,330,719,035.00	Taxes Receivable	590,807.09
Other Statutory Expenditures	31,559.68	3 Farm		Tax Title Liens	14,728.70
CETA And Other Public Employment Programs		4a Commercial 192 4.34	63,893,064.00	Foreclosed Property	5,400.00
MUNICIPAL FUNCTIONS TOTAL		4b Industrial		Emergencies & Other Deferred Charges	190,000.00
CAPITAL IMPROVEMENTS *MEMO*	6,670,513.00	4c Apartments 19 .30	4,465,326.00	State and Federal Aid Receivable	
DEBT SERVICE		Total 3446	1,473,299,130.00	Other Receivables	29,735.50
Principal Payments	110,000.00	Land Area 4.30 Sq. Miles		Total	4,834,980.33
Interest Payments	225,675.00	Net Valuation Taxable-Municipal	1,477,232,220	LIABILITIES, RESERVES, AND SURPLUS	
DEFERRED CHARGES		Net Valuation Taxable-County	2,220,174,387	Cash Liabilities	3,059,804.85
SCHOOL, COUNTY, SPECIAL DISTRICT TAXES	15,243,133.14	State Equalized Valuation	2,417,582,279	Reserves for Receivables	640,671.29
RESERVE FOR UNCOLLECTED TAXES	667,017.00	State Equalization Ratio	51.05	Surplus Dec. 31, 1989	1,134,504.19
EXPENDITURES TOTAL	23,113,573.14			Total	4,834,980.33

1325

Population 1980 29,317
 Population 1990 29,653
 S & P Rating A-
 Moody Rating A

General Tax Rate Per \$100. 1.97
 State Equalized Tax Rate 2.13

LONG BRANCH CITY - MONMOUTH CO.
 Form of Government:
 Mayor-Council Plan A (OMCL 50)
 Number of Members on Governing Body - 5

PER CAPITA: PER CENT:
 Gross Debt 497.79 Gross Debt 1.11
 Net Debt 452.15 Net Debt 1.01
 Debt Service 66.41 Tax Levy Collected 94.57
 Total Tax Levy 1,122.29 Tax Levy Cancelled, Abated
 Municipal Expenditures 666.97 or Adjusted .04

EXPENDITURES		REVENUES-REALIZED		1989 PROPERTY TAX	
GENERAL GOVERNMENT		REVENUES-REALIZED		STATE EQUALIZED TAX RATE →	
Governing Body & Public Boards	51,519.00	1989 Property Taxes Collected	30,426,529.66	Local District School Taxes	
Municipal Clerk	82,979.00	1989 Payments in Lieu of Taxes		Regional & Consolidated School Tax	1.08 16,261,571.50
Financial Administration	1,853,396.91	Delinquent Tax & Lien Collectians	1,132,633.39	School Taxes in Municipal Budget	.01 148,723.11
Assessment of Taxes	51,134.00	Business Personalty Replacement Taxes	245,225.72	County Taxes	.38 5,738,945.20
Collection of Taxes	97,241.00	Taxes from Public Utilities	1,710,149.00	County Library Taxes	
Planning, Housing & Development	947,940.00	Other Miscellaneous Tax Revenues		Local Municipal Purpose Taxes	.66 9,917,313.56
Human Resources	1,497,023.25	State Aid Revenues	2,991,431.22	Veteran & Senior Citizen Taxes	
Elections		Federal Aid Revenues	73,500.00	Total Taxes for Rate Computation	2.13 32,226,558.37
General Administration (other)	1,523,610.00	State and Local Fiscal Assistance Act Utilized		Special District Taxes	
JUDICIARY		Sale of Acquired Property		Bank Corp. Taxes	
Municipal Courts	241,444.00	Other Miscellaneous Revenues	2,074,431.62	Added and Omitted Taxes	96,111.53
PUBLIC SAFETY				Total Taxes Levied - ABSTRACT	32,162,669.90
Fire Protection	1,246,178.30	Prior Years Surplus Appropriated	32,654,000.61	Total Taxes Billed	32,172,402.30
Police Protection	2,955,774.41	REVENUES TOTAL	40,243,942.34	1989 TAXES COLLECTED	30,426,529.66
Civil Defense & Disaster Control	2,565.00	Reserve For Uncollected Taxes	1,426,038.21	1989 Taxes Cancelled, Abated or Adjusted	11,786.59
Environmental Inspection & Control	175,931.00	CAPITAL OUTLAY TOTAL	1,749,263.10	Transfer to Tax Title Liens or Foreclosed	20,882.75
Other Public Safety				Balance Outstanding Dec. 31, 1989	1,713,203.31
PUBLIC WORKS		Public Enterprises		PRIOR YEARS TAXES OUTSTANDING	
Streets and Drainage	832,351.00	Recreation—Culture	56,211.38	Balance January 1, 1989	1,131,698.92
Sewers and Sewage Processing		Public Works	470,296.53	Collected in 1989	1,075,827.13
Garbage and Trash Disposal	690,435.50	Buildings and Grounds	1,222,755.22	Cancelled, Abated or Adjusted 1989	14,642.29
Public Buildings and Grounds	322,734.00	Library and Education		Transfers to Tax Title Liens or Foreclosed	13,552.03
Other Public Works		Conservation		Balance December 31, 1989	27,677.48
HEALTH and WELFARE		All Other		TAX TITLE LIENS OUTSTANDING	
Health Services Except Environmental	197,315.00			Balance January 1, 1989	88,699.66
Welfare-Public Assistance	45,000.00	CAPITAL DEBT AUTHORIZED, DECEMBER 31, 1989		Transfer From Taxes	34,434.78
Hospital, Clinics, First Aid		ISSUED AND UNISSUED		Redeemed in 1989	56,850.26
Animal, Insect, & Rodent Control		School	1,308,000.00	Cancelled, Abated or Adjusted (1989)	
Other Welfare Services	43,473.00	Self-Liquidating		Transfers to Foreclosed Property	14,593.28
RECREATION and CONSERVATION		Other	12,957,596	Balance December 31, 1989	51,684.90
Beaches and Boardwalks		Total	14,265,596	PROPERTY ACQUIRED BY DEED OR FORECLOSURE	
Parks, Playgrounds, Shade Trees	91,072.00	ISSUED AND OUTSTANDING		Balance January 1, 1989	2,470,606.72
Land Reclamation & Conservation	1,435,692.55	School	1,130,000.00	Transfers From Taxes or Liens	14,593.28
Other Recreational Services	83,513.00	Self-Liquidating		Sale for Cash (1989)	13,000.00
EDUCATION (excluding schools)		Other	10,673,900.00	Cancelled, Abated or Adjusted (1989)	
Libraries	359,333.00	Total	11,803,900.00	Balance December 31, 1989	2,472,200.00
Other Educational Services		EQUALIZED VALUATION BASIS FOR NET DEBT COMPUTATION		CURRENT FINANCES DECEMBER 31, 1989	
STATUTORY EXPENDITURES		REAL PROPERTY VALUATIONS		ASSETS	
Pensions & F. L. C. A.	1,181,753.35	Code Class # of Parcels % VAL'N	ASSESSED VALUATION	Cash Dec. 31, 1989	2,575,424.30
Employee Fringe Benefits	1,342,172.75	1 Vacant Land 582 2.98	48,220,700.00	Taxes Receivable	1,740,380.79
Other Statutory Expenditures		2 Residential 7166 74.63	1,206,737,200.00	Tax Title Liens	51,684.90
CETA And Other Public Employment Programs		4a Commercial 547 11.91	192,521,300.00	Foreclosed Property	2,472,200.00
MUNICIPAL FUNCTIONS TOTAL	15,630,935.03	4b Industrial 11 .63	10,253,500.00	Emergencies & Other Deferred Charges	432,871.91
CAPITAL IMPROVEMENTS *MEMO*		4c Apartments 178 9.84	159,160,000.00	State and Federal Aid Receivable	2,168.25
DEBT SERVICE		Total 8484	1,616,892,700.00	Other Receivables	475,052.80
Principal Payments	1,115,000.00	Land Area 5.10 Sq. Miles		Total	7,750,282.95
Interest Payments	788,037.84	Net Valuation Taxable-Municipal	1,627,411,781	LIABILITIES, RESERVES, AND SURPLUS	
TYPE I SCHL DEBT *MEMO	214,553.00	Net Valuation Taxable-County	1,370,623,434	Cash Liabilities	2,497,487.53
DEFERRED CHARGES		State Equalized Valuation	1,505,921,931	Reserves for Receivables	4,369,709.53
SCHOOL, COUNTY, SPECIAL DISTRICT TAXES	22,149,244.81	State Equalization Ratio	108.13	Surplus Dec. 31, 1989	883,085.89
RESERVE FOR UNCOLLECTED TAXES	1,426,038.21			Total	7,750,282.95
EXPENDITURES TOTAL	41,263,293.86				

LONGPORT BORO. - ATLANTIC CO.

PER CAPITA:

PER CENT:

Population 1980 1,247
 Population 1990 1,224
 S & P Rating
 Moody Rating AAA

General Tax Rate Per \$100. 1.50
 State Equalized Tax Rate .87

Form of Government:
 Commission (1911)

Number of Members on Governing Body - 3

Gross Debt 3,925.95
 Net Debt 3,925.95
 Debt Service 213.99
 Total Tax Levy 3,432.07
 Municipal Expenditures 1,945.28

Gross Debt 1.23
 Net Debt 1.23
 Tax Levy Collected 93.89
 Tax Levy Cancelled, Abated or Adjusted

EXPENDITURES		REVENUES-REALIZED		1989 PROPERTY TAX	
GENERAL GOVERNMENT				STATE EQUALIZED TAX RATE	
Governing Body & Public Boards	49,759.00	1989 Property Taxes Collected	3,944,364.38	Local District School Taxes	.08 401,459.00
Municipal Clerk	43,229.00	1989 Payments in Lieu of Taxes		Regional & Consolidated School Tax	
Financial Administration	16,517.00	Delinquent Tax & Lien Collections	163,728.26	School Taxes in Municipal Budget	
Assessment of Taxes	23,701.00	Business Personalty Replacement Taxes	6,337.00	County Taxes	.40 * 1,908,044.90
Collection of Taxes	27,430.00	Taxes from Public Utilities	133,005.00	County Library Taxes	.03 124,839.72
Planning, Housing & Development	30,634.03	Other Miscellaneous Tax Revenues		Local Municipal Purpose Taxes	.36 1,740,448.84
Human Resources	174,127.00	State Aid Revenues	65,139.23	Veteran & Senior Citizen Taxes	23,550.00
Elections		Federal Aid Revenues		Total Taxes for Rate Computation	.87 4,198,342.46
General Administration (other)	40,700.00	State and Local Fiscal Assistance Act Utilized		Special District Taxes	
JUDICIARY		Sale of Acquired Property		Bank Corp. Taxes	
Municipal Courts	29,853.00	Other Miscellaneous Revenues	354,641.22	Added and Omitted Taxes	26,063.85
PUBLIC SAFETY		Total	4,667,215.09	Total Taxes Levied - ABSTRACT	4,200,856.31
Fire Protection	445,428.63	Prior Years Surplus Appropriated	260,000.00	Total Taxes Billed	4,200,856.31
Police Protection	1,000.00	REVENUES TOTAL	4,927,215.09	1989 TAXES COLLECTED	3,944,364.38
Civil Defense & Disaster Control	46,881.00	Reserve For Uncollected Taxes	179,731.54	1989 Taxes Cancelled, Abated or Adjusted	
Environmental Inspection & Control		CAPITAL OUTLAY TOTAL		Transfer to Tax Title Liens or Foreclosed	
Other Public Safety			810,470.97	Balance Outstanding Dec. 31, 1989	256,491.93
PUBLIC WORKS		PUBLIC ENTERPRISES		PRIOR YEARS TAXES OUTSTANDING	
Streets and Drainage	157,000.00	Public Enterprises		Balance January 1, 1989	164,237.37
Sewers and Sewage Processing	246,702.00	Recreation-Culture		Collected in 1989	163,728.26
Garbage and Trash Disposal	31,000.00	Public Works	809,908.97	Cancelled, Abated or Adjusted 1989	
Public Buildings and Grounds		Buildings and Grounds	562.00	Transfers to Tax Title Liens or Foreclosed	
Other Public Works		Library and Education		Balance December 31, 1989	509.11
HEALTH and WELFARE		Conservation		TAX TITLE LIENS OUTSTANDING	
Health Services Except Environmental	250.00	All Other		Balance January 1, 1989	
Welfare-Public Assistance	6,100.00	CAPITAL DEBT AUTHORIZED, DECEMBER 31, 1989		Transfer From Taxes	
Hospital, Clinics, First Aid		ISSUED AND UNISSUED GROSS DEBT NET DEBT		Redeemed in 1989	
Animal, Insect, & Rodent Control	600.00	School		Cancelled, Abated or Adjusted (1989)	
Other Welfare Services		Self-Liquidating		Transfers to Foreclosed Property	
RECREATION and CONSERVATION		Other	4,805,237	Balance December 31, 1989	
Beaches and Boardwalks	91,735.00	Total	4,805,237	PROPERTY ACQUIRED BY DEED OR FORECLOSURE	
Parks, Playgrounds, Shade Trees	90,114.00	ISSUED AND OUTSTANDING		Balance January 1, 1989	17,695.00
Land Reclamation & Conservation		School		Transfers From Taxes or Liens	
Other Recreational Services		Self-Liquidating		Sale for Cash (1989)	
EDUCATION (excluding schools)		Other	4,384,000.00	Cancelled, Abated or Adjusted (1989)	
Libraries	5,000.00	Total	4,384,000.00	Balance December 31, 1989	17,695.00
Other Educational Services		EQUALIZED VALUATION BASIS FOR NET DEBT COMPUTATION		CURRENT FINANCES DECEMBER 31, 1989	
STATUTORY EXPENDITURES				ASSETS	
Pensions & F.L.C.A.	187,490.41			Cash Dec. 31, 1989	638,678.93
Employee Fringe Benefits	170,901.00			Taxes Receivable	257,001.04
Other Statutory Expenditures				Tax Title Liens	
CETA And Other Public Employment Programs		REAL PROPERTY VALUATIONS		Foreclosed Property	17,695.00
MUNICIPAL FUNCTIONS TOTAL	1,920,772.07	Code Class # of Parcels % VAL'N	ASSESSED VALUATION	Emergencies & Other Deferred Charges	44,103.19
CAPITAL IMPROVEMENTS *MEMO*	50,000.00	1 Vacant Land 82 3.46	9,606,900.00	State and Federal Aid Receivable	5,073.74
DEBT SERVICE		2 Residential 1491 93.93	260,921,300.00	Other Receivables	15,026.49
Principal Payments	200,300.00	3 Farm 7 1.44	4,000,700.00	Total	977,578.39
Interest Payments	61,621.63	4a Commercial 7 1.44		LIABILITIES, RESERVES, AND SURPLUS	
DEFERRED CHARGES		4b Industrial 16 1.17	3,259,400.00	Cash Liabilities	311,818.00
SCHOOL, COUNTY, SPECIAL DISTRICT TAXES	13,544.20	4c Apartments 1596	277,788,300.00	Reserves for Receivables	289,722.53
RESERVE FOR UNCOLLECTED TAXES	2,434,343.62	Total		Surplus Dec. 31, 1989	376,037.86
EXPENDITURES TOTAL	4,815,363.06	Land Area = 30 Sq. Miles		Total	977,578.39
		Net Valuation Taxable-Municipal	278,022,756		
		Net Valuation Taxable-County	383,619,476		
		State Equalized Valuation	479,179,801		
		State Equalization Ratio	58.00		

*Includes County Health Service Taxes, County Vocational School Taxes, or County Open Space Tax. See Table 13.

Population 1980 4,998
 Population 1990 5,052
 S & P Rating
 Moody Rating

General Tax Rate Per \$100. 4.02
 State Equalized Tax Rate 1.95

LOPATCONG TOWNSHIP - WARREN CO.
 Form of Government:
 Small Municipality Plan C (OMCL 50)
 Number of Members on Governing Body - 3

PER CAPITA:
 Gross Debt 96.12
 Net Debt 39.12
 Debt Service 31.21
 Total Tax Levy 983.80
 Municipal Expenditures 462.68

PER CENT:
 Gross Debt .20
 Net Debt .08
 Tax Levy Collected 93.54
 Tax Levy Cancelled, Abated or Adjusted .56

EXPENDITURES		REVENUES-REALIZED		1989 PROPERTY TAX	
GENERAL GOVERNMENT		REVENUES-REALIZED		STATE EQUALIZED TAX RATE → .89	
Governing Body & Public Boards		1989 Property Taxes Collected	4,660,201.81	Local District School Taxes	2,339,456.00
Municipal Clerk		1989 Payments in Lieu of Taxes		Regional & Consolidated School Tax	
Financial Administration	15,913.00	Delinquent Tax & Lien Collections	252,919.97	School Taxes in Municipal Budget	
Assessment of Taxes	109,707.00	Business Personalty Replacement Taxes	73,631.20	County Taxes	.59 1,559,153.90
Collection of Taxes	19,211.00	Taxes from Public Utilities	571,231.00	County Library Taxes	.03 73,520.74
Planning, Housing & Development	67,030.00	Other Miscellaneous Tax Revenues		Local Municipal Purpose Taxes	.33 873,182.28
Human Resources	36,619.00	State Aid Revenues	45,090.14	Veteran & Senior Citizen Taxes	63,500.00
Elections	2,930.00	Federal Aid Revenues		Total Taxes far Rate Computation	1.84 4,908,812.92
General Administration (other)	27,073.33	State and Local Fiscal Assistance Act Utilized		Special District Taxes	
JUDICIARY		Sale of Acquired Property		Bank Corp. Taxes	
Municipal Courts	61,601.00	Other Miscellaneous Revenues	509,385.09	Added and Omitted Taxes	124,558.06
PUBLIC SAFETY		Total	6,111,459.21	Total Taxes Levied - ABSTRACT	4,970,170.98
Fire Protection	104,951.00	Prior Years Surplus Appropriated	436,744.74	Total Taxes Billed	4,981,348.87
Police Protection	511,955.73	REVENUES TOTAL	6,548,253.95	1989 TAXES COLLECTED	4,660,201.81
Civil Defense & Disaster Control	750.00	Reserve For Uncollected Taxes	328,036.55	1989 Taxes Cancelled, Abated or Adjusted	27,783.73
Environmental Inspection & Control	32,319.00	CAPITAL OUTLAY TOTAL	133,150.72	Transfer to Tax Title Liens or Foreclosed	10,794.59
Other Public Safety		Public Enterprises		Balance Outstanding Dec. 31, 1989	283,063.74
PUBLIC WORKS		Recreation-Culture		PRIOR YEARS TAXES OUTSTANDING	
Streets and Drainage	243,262.00	Public Works	119,234.26	Balance January 1, 1989	268,276.57
Sewers and Sewage Processing		Buildings and Grounds	64,866.46	Collected in 1989	252,917.97
Garbage and Trash Disposal	15,000.00	Library and Education		Cancelled, Abated or Adjusted 1989	179.08
Public Buildings and Grounds	32,830.00	Conservation		Transfers to Tax Title Liens or Foreclosed	6,331.89
Other Public Works		All Other		Balance December 31, 1989	6,345.84
HEALTH and WELFARE		CAPITAL DEBT AUTHORIZED, DECEMBER 31, 1989		TAX TITLE LIENS OUTSTANDING	
Health Services Except Environmental	500.00	ISSUED AND UNISSUED		Balance January 1, 1989	36,067.57
Welfare-Public Assistance	1,549.00	School	270,000.00	Transfer From Taxes	18,396.80
Hospital, Clinics, First Aid		Self-Liquidating	19,000.00	Redeemed in 1989	
Animal, Insect, & Rodent Control		Other	197,612.00	Cancelled, Abated or Adjusted (1989)	
Other Welfare Services		Total	485,612.00	Transfers to Foreclosed Property	
RECREATION and CONSERVATION		ISSUED AND OUTSTANDING		Balance December 31, 1989	55,564.37
Beaches and Boardwalks		School	270,000.00	PROPERTY ACQUIRED BY DEED OR FORECLOSURE	
Parks, Playgrounds, Shade Trees	21,277.00	Self-Liquidating	19,000.00	Balance January 1, 1989	2,105.00
Land Reclamation & Conservation	5,000.00	Other	90,000.00	Transfers From Taxes or Liens	
Other Recreational Services	4,200.00	Total	379,000.00	Sale for Cash (1989)	
EDUCATION (excluding schools)		EQUALIZED VALUATION BASIS FOR NET DEBT COMPUTATION		Cancelled, Abated or Adjusted (1989)	
Libraries	5,000.00	REAL PROPERTY VALUATIONS		Balance December 31, 1989	2,105.00
Other Educational Services		Code Class # of Parcels % VAL'N ASSESSED VALUATION		CURRENT FINANCES DECEMBER 31, 1989	
STATUTORY EXPENDITURES		1 Vacant Land 315 4.35 5,861,301.00		ASSETS	
Pensions & F. L. C. A.	143,216.60	2 Residential 1410 56.33 79,669,508.00		Cash Dec. 31, 1989	2,136,631.04
Employee Fringe Benefits	57,000.00	3 Farm 96 2.90 7,359,658.00		Taxes Receivable	291,414.53
Other Statutory Expenditures	1,265.00	4a Commercial 83 13.74 16,505,660.00		Tax Title Liens	55,564.37
CETA And Other Public Employment Programs		4b Industrial 12 7.51 9,022,035.00		Foreclosed Property	2,105.00
MUNICIPAL FUNCTIONS TOTAL	1,320,117.66	4c Apartments 1 4.74 5,690,000.00		Emergencies & Other Deferred Charges	176,755.12
CAPITAL IMPROVEMENTS *MEMO*	150,000.00	Total 1922 120,107,112.00		State and Federal Aid Receivable	
DEBT SERVICE		Land Area 5.90 Sq. Miles		Other Receivables	252,637.61
Principal Payments	145,000.00	Net Valuation Taxable-Municipal	120,746,263	Total	2,965,307.72
Interest Payments	12,600.00	Net Valuation Taxable-County	249,153,594	LIABILITIES, RESERVES, AND SURPLUS	
DEFERRED CHARGES	31,522.14	State Equalized Valuation	261,855,146	Cash Liabilities	1,622,198.73
SCHOOL, COUNTY, SPECIAL DISTRICT TAXES	3,977,130.64	State Equalization Ratio	45.96	Reserves for Receivables	601,721.56
RESERVE FOR UNCOLLECTED TAXES	328,036.55			Surplus Dec. 31, 1989	741,397.43
EXPENDITURES TOTAL	6,309,565.99			Total	2,965,307.72

Population 1980 17,105
Population 1990 20,820
S & P Rating
Moody Rating AAA

General Tax Rate Per \$100. 2.42
State Equalized Tax rate 1.69

LOWER TWP. - CAPE MAY CO.
Form of Government:
Council-Manager Plan E (OMCL 50)
Number of Members on Governing Body - 5

PER CAPITA:
Gross Debt 942.79
Net Debt 258.72
Debt Service 41.65
Total Tax Levy 934.19
Municipal Expenditures 496.56
PER CENT:
Gross Debt 2.24
Net Debt .61
Tax Levy Collected 90.18
Tax Levy Cancelled, Abated or Adjusted .30

Table with columns for EXPENDITURES, REVENUES-REALIZED, CAPITAL OUTLAY, CAPITAL DEBT AUTHORIZED, EQUALIZED VALUATION BASIS, REAL PROPERTY VALUATIONS, and 1989 PROPERTY TAX. Includes sub-sections like GENERAL GOVERNMENT, JUDICIARY, PUBLIC SAFETY, PUBLIC WORKS, HEALTH and WELFARE, RECREATION and CONSERVATION, EDUCATION, STATUTORY EXPENDITURES, MUNICIPAL FUNCTIONS, DEBT SERVICE, DEFERRED CHARGES, SCHOOL, COUNTY, SPECIAL DISTRICT TAXES, RESERVE FOR UNCOLLECTED TAXES, and EXPENDITURES TOTAL.

1704

Population 1980 1,547
 Population 1990 1,353
 S & P Rating
 Moody Rating

General Tax Rate Per \$100. 2.07
 State Equalized Tax Rate .71

LOWER ALLOWAYS CREEK - SALEM CO.

Form of Government:

Township Committee

Number of Members on Governing Body - 3

PER CAPITA:

Gross Debt
 Net Debt
 Debt Service
 Total Tax Levy 475.15
 Municipal Expenditures 5,739.50

PER CENT:

Gross Debt
 Net Debt
 Tax Levy Collected 94.01
 Tax Levy Cancelled, Abated or Adjusted .04

EXPENDITURES		REVENUES-REALIZED		1989 PROPERTY TAX	
GENERAL GOVERNMENT		REVENUES-REALIZED		STATE EQUALIZED TAX RATE	
Governing Body & Public Boards		1989 Property Taxes Collected	833,145.07	Local District School Taxes	
Municipal Clerk		1989 Payments in Lieu of Taxes		Regional & Consolidated School Tax	
Financial Administration	73,000.00	Delinquent Tax & Lien Collections	47,771.43	School Taxes in Municipal Budget	
Assessment of Taxes	13,333.00	Business Personalty Replacement Taxes	14,890.64	County Taxes	.71 870,958.78
Collection of Taxes	1,400.00	Taxes from Public Utilities	6,637,067.00	County Library Taxes	
Planning, Housing & Development	10,313.00	Other Miscellaneous Tax Revenues		Local Municipal Purpose Taxes	
Human Resources	1,710.33	State Aid Revenues	119,148.60	Veteran & Senior Citizen Taxes	16,450.00
Elections		Federal Aid Revenues		Total Taxes for Rate Computation	.71 895,408.78
General Administration (other)	4,933,177.53	State and Local Fiscal Assistance Act Utilized		Special District Taxes	
JUDICIARY		Sale of Acquired Property		Bank Corp. Taxes	
Municipal Courts	51,600.00	Other Miscellaneous Revenues	3,995,847.15	Added and Omitted Taxes	3,376.45
PUBLIC SAFETY		Total	11,647,869.89	Total Taxes Levied - ABSTRACT	882,335.23
Fire Protection	25,000.00	Prior Years Surplus Appropriated	1,960,000.00	Total Taxes Billed	880,270.66
Police Protection	950,900.00	REVENUES TOTAL	13,607,869.89	1989 TAXES COLLECTED	833,145.07
Civil Defense & Disaster Control	15,500.00	Reserve For Uncollected Taxes	54,118.36	1989 Taxes Cancelled, Abated or Adjusted	387.09
Environmental Inspection & Control	27,403.04	CAPITAL OUTLAY TOTAL	34,953.70	Transfer to Tax Title Liens or Foreclosed	
Other Public Safety		Public Enterprises		Balance Outstanding Dec. 31, 1989	52,738.50
PUBLIC WORKS		Recreation-Culture		PRIOR YEARS TAXES OUTSTANDING	
Streets and Drainage	524,713.00	Public Works	34,953.70	Balance January 1, 1989	47,771.43
Sewers and Sewage Processing	211,099.31	Buildings and Grounds		Collected in 1989	47,771.43
Garbage and Trash Disposal	147,000.00	Library and Education		Cancelled, Abated or Adjusted 1989	
Public Buildings and Grounds	197,300.00	Conservation		Transfers to Tax Title Liens or Foreclosed	
Other Public Works	105,500.00	All Other		Balance December 31, 1989	
HEALTH and WELFARE		CAPITAL DEBT AUTHORIZED, DECEMBER 31, 1989		TAX TITLE LIENS OUTSTANDING	
Health Services Except Environmental	34,741.00	ISSUED AND UNISSUED		Balance January 1, 1989	
Welfare-Public Assistance	5,300.00	Schaal		Transfer From Taxes	
Hospital, Clinics, First Aid	40,000.00	Self-Liquidating		Redeemed in 1989	
Animal, Insect, & Rodent Control	123,000.00	Other		Cancelled, Abated or Adjusted (1989)	
Other Welfare Services		Total		Transfers to Foreclosed Property	
RECREATION and CONSERVATION		ISSUED AND OUTSTANDING		Balance December 31, 1989	
Beaches and Boardwalks		Schaal		PROPERTY ACQUIRED BY DEED OR	
Parks, Playgrounds, Shade Trees	32,000.00	Self-Liquidating		FORECLOSURE	
Land Reclamation & Conservation	100.00	Other		Balance January 1, 1989	2,550.00
Other Recreational Services	241,400.00	Total		Transfers From Taxes or Liens	
EDUCATION (excluding schools)		EQUALIZED VALUATION BASIS		Sale for Cash (1989)	
Libraries		FOR NET DEBT COMPUTATION	105,657,255	Cancelled, Abated or Adjusted (1989)	
Other Educational Services	1,883,730.00	REAL PROPERTY VALUATIONS		Balance December 31, 1989	2,550.00
STATUTORY EXPENDITURES		Code Class # of Parcels % VAL'N		CURRENT FINANCES DECEMBER 31, 1989	
Pensions & F. L. C. A.	330,528.00	1 Vacant Land 223 1.76	739,200.00	ASSETS	
Employee Fringe Benefits	432,000.00	2 Residential 388 19.54	3,203,950.00	Cash Dec. 31, 1989	3,407,336.24
Other Statutory Expenditures	12,000.00	3 Farm 578 18.63	7,828,840.00	Taxes Receivable	52,738.50
CETA And Other Public Employment Programs		4a Commercial 11 .71	297,300.00	Tax Title Liens	
MUNICIPAL FUNCTIONS TOTAL	10,543,273.21	4b Industrial 1 59.35	24,929,600.00	Foreclosed Property	2,550.00
CAPITAL IMPROVEMENTS * MEMO *		4c Apartments		Emergencies & Other Deferred Charges	903.04
DEBT SERVICE		Total 1201	42,003,890.00	State and Federal Aid Receivable	
Principal Payments		Land Area 47.70 Sq. Miles		Other Receivables	88,653.85
Interest Payments		Net Valuation Taxable-Municipal	42,606,913	Total	3,552,181.63
DEFERRED CHARGES	50,035.78	Net Valuation Taxable-County	104,867,070	LIABILITIES, RESERVES, AND SURPLUS	
SCHOOL, COUNTY, SPECIAL DISTRICT TAXES	878,958.78	State Equalized Valuation	122,991,985	Cash Liabilities	1,224,412.48
RESERVE FOR UNCOLLECTED TAXES	64,118.36	State Equalization Ratio	34.32	Reserves for Receivables	143,942.35
EXPENDITURES TOTAL	11,541,386.13			Surplus Dec. 31, 1989	2,183,826.80

LUMBERTON TOWNSHIP - BURLINGTON CO.

PER CAPITA:

PER CENT:

Population 1980 5,235
 Population 1990 5,705
 S & P Rating
 Moody Rating

General Tax Rate Per \$100. 2.90
 State Equalized Tax Rate 1.49

Form of Government:
 Township Committee

Number of Members on Governing Body - 3

Grass Debt 262.40
 Net Debt 159.81
 Debt Service 14.16
 Total Tax Levy 804.57
 Municipal Expenditures 458.45

Grass Debt .80
 Net Debt .49
 Tax Levy Collected 96.57
 Tax Levy Cancelled, Abated or Adjusted .11

EXPENDITURES		REVENUES-REALIZED		1989 PROPERTY TAX	
GENERAL GOVERNMENT				STATE EQUALIZED TAX RATE	
Governing Body & Public Boards		1989 Property Taxes Collected	5,210,599.00	Local District School Taxes	.54 1,682,600.00
Municipal Clerk		1989 Payments in Lieu of Taxes		Regional & Consolidated School Tax	.28 890,164.05
Financial Administration	57,640.00	Delinquent Tax & Lien Collections	235,356.00	School Taxes in Municipal Budget	
Assessment of Taxes	29,262.00	Business Personalty Replacement Taxes	90,982.00	County Taxes	.40 1,264,124.19
Collection of Taxes	25,970.00	Taxes from Public Utilities	937,953.00	County Library Taxes	.02 72,291.18
Planning, Housing & Development	31,250.00	Other Miscellaneous Tax Revenues		Local Municipal Purpose Taxes	.24 741,052.00
Human Resources	33,331.00	State Aid Revenues	42,484.00	Veteran & Senior Citizen Taxes	
Elections		Federal Aid Revenues		Total Taxes for Rate Computation	1.48 4,682,131.42
General Administration (other)	612,691.05	State and Local Fiscal Assistance Act Utilized		Special District Taxes	
JUDICIARY		Sale of Acquired Property		Bank Corp. Taxes	
Municipal Courts	54,223.00	Other Miscellaneous Revenues	551,805.00	Added and Omitted Taxes	
PUBLIC SAFETY		Total	7,069,179.00	Total Taxes Levied - ABSTRACT	
Fire Protection	100,107.00	Prior Years Surplus Appropriated	1,024,227.00	Total Taxes Billed	5,394,670.42
Police Protection	765,508.00	REVENUES TOTAL	8,093,406.00	1989 TAXES COLLECTED	5,210,599.00
Civil Defense & Disaster Control	4,500.00	Reserve For Uncollected Taxes	241,282.00	1989 Taxes Cancelled, Abated or Adjusted	6,020.00
Environmental Inspection & Control	137,508.90	CAPITAL OUTLAY TOTAL	46,844.00	Transfer to Tax Title Liens or Foreclosed	9,582.00
Other Public Safety				Balance Outstanding Dec. 31, 1989	169,341.00
PUBLIC WORKS				PRIOR YEARS TAXES OUTSTANDING	
Streets and Drainage	253,519.00	Public Enterprises		Balance January 1, 1989	236,955.00
Sewers and Sewage Processing		Recreation-Culture		Collected in 1989	235,356.00
Garbage and Trash Disposal	196,440.00	Public Works	37,680.00	Cancelled, Abated or Adjusted 1989	309.00
Public Buildings and Grounds	91,769.00	Buildings and Grounds	9,164.00	Transfers to Tax Title Liens or Foreclosed	5.00
Other Public Works	111,501.00	Library and Education		Balance December 31, 1989	1,285.00
HEALTH and WELFARE		Conservation		TAX TITLE LIENS OUTSTANDING	
Health Services Except Environmental	750.00	All Other		Balance January 1, 1989	19,461.00
Welfare-Public Assistance	10,945.00			Transfer From Taxes	9,602.00
Hospital, Clinics, First Aid				Redeemed in 1989	
Animal, Insect, & Rodent Control	710.00			Cancelled, Abated or Adjusted (1989)	
Other Welfare Services				Transfers to Foreclosed Property	
RECREATION and CONSERVATION				Balance December 31, 1989	29,063.00
Beaches and Boardwalks				PROPERTY ACQUIRED BY DEED OR FORECLOSURE	
Parks, Playgrounds, Shade Trees	22,060.00			Balance January 1, 1989	6,600.00
Land Reclamation & Conservation				Transfers From Taxes or Liens	
Other Recreational Services	3,500.00			Sale for Cash (1989)	
EDUCATION (excluding schools)				Cancelled, Abated or Adjusted (1989)	
Libraries				Balance December 31, 1989	6,600.00
Other Educational Services				CURRENT FINANCES DECEMBER 31, 1989	
STATUTORY EXPENDITURES				ASSETS	
Pensions & F. L. C. A.	132,112.00			Cash Dec. 31, 1989	3,014,394.00
Employee Fringe Benefits				Taxes Receivable	170,626.00
Other Statutory Expenditures				Tax Title Liens	29,063.00
CETA And Other Public Employment Programs				Foreclosed Property	6,600.00
MUNICIPAL FUNCTIONS TOTAL	2,731,416.95			Emergencies & Other Deferred Charges	3,618.00
CAPITAL IMPROVEMENTS *MEMO*	6,200.00			State and Federal Aid Receivable	894.00
DEBT SERVICE				Other Receivables	10,900.00
Principal Payments	81,375.00			Total	3,236,095.00
Interest Payments	13,582.00			LIABILITIES, RESERVES, AND SURPLUS	
DEFERRED CHARGES				Cash Liabilities	1,105,279.00
SCHOOL, COUNTY, SPECIAL DISTRICT TAXES	3,909,179.42			Reserves for Receivables	217,189.00
RESERVE FOR UNCOLLECTED TAXES	241,282.00			Surplus Dec. 31, 1989	1,913,627.00
EXPENDITURES TOTAL	6,983,055.37			Total	3,236,095.00

0232

Population 1980 20,326
 Population 1990 18,262
 S & P Rating
 Moody Rating

General Tax Rate Per \$100. 3.03
 State Equalized Tax Rate 1.32

LYNDHURST TOWNSHIP - BERGEN CO.

Form of Government:

Commission (1911)

Number of Members on Governing Body - 5

PER CAPITA:

Gross Debt 317.82
 Net Debt 283.91
 Debt Service 10.38
 Total Tax Levy 1,083.63
 Municipal Expenditures 603.27

PER CENT:
 Gross Debt .41
 Net Debt .36
 Tax Levy Collected 95.94
 Tax Levy Cancelled, Abated or Adjusted .50

EXPENDITURES		REVENUES-REALIZED		1989 PROPERTY TAX		
GENERAL GOVERNMENT		REVENUES-REALIZED		STATE EQUALIZED TAX RATE		
Governing Body & Public Boards		1989 Property Taxes Collected	19,017,143.09	Local District School Taxes	.63	
Municipal Clerk	97,939.00	1989 Payments in Lieu of Taxes		Regional & Consolidated School Tax		
Financial Administration	96,971.00	Delinquent Tax & Lien Collections	282,405.57	School Taxes in Municipal Budget		
Assessment of Taxes	103,846.00	Business Personalty Replacement Taxes	471,525.04	County Taxes	.24	
Collection of Taxes	161,735.00	Taxes from Public Utilities	373,062.00	County Library Taxes		
Planning, Housing & Development	10,452.00	Other Miscellaneous Tax Revenues		Local Municipal Purpose Taxes	.39	
Human Resources	15,124.45	State Aid Revenues	255,348.43	Veteran & Senior Citizen Taxes		
Elections	17,000.00	Federal Aid Revenues		Total Taxes far Rate Computation	1.31	
General Administration (other)	780,406.00	State and Local Fiscal Assistance Act Utilized		Special District Taxes		
JUDICIARY		Sale of Acquired Property		Bank Corp. Taxes		
Municipal Courts	99,360.00	Other Miscellaneous Revenues	1,413,456.65	Added and Omitted Taxes		
PUBLIC SAFETY		Total	22,317,940.78	Total Taxes Levied - ABSTRACT	19,789,242.10	
Fire Protection	112,674.51	Prior Years Surplus Appropriated	750,000.00	Total Taxes Billed	19,821,856.41	
Police Protection	2,581,997.95	REVENUES TOTAL	23,067,940.78	1989 TAXES COLLECTED	19,017,143.09	
Civil Defense & Disaster Control	12,375.00	Reserve For Uncollected Taxes	312,102.08	1989 Taxes Cancelled, Abated or Adjusted	99,532.53	
Environmental Inspection & Control	143,476.00	CAPITAL OUTLAY TOTAL	450,226.83	Transfer to Tax Title Liens or Foreclosed	81,207.03	
Other Public Safety		Public Enterprises	1,303.00	Balance Outstanding Dec. 31, 1989	623,767.76	
PUBLIC WORKS		Recreation-Culture	2,503.67	PRIOR YEARS TAXES OUTSTANDING		
Streets and Drainage	596,908.86	Public Works	209,925.14	Balance January 1, 1989	263,026.77	
Sewers and Sewage Processing	214,294.58	Buildings and Grounds	175,445.07	Collected in 1989	247,674.93	
Garbage and Trash Disposal	1,706,000.00	Library and Education		Cancelled, Abated or Adjusted 1989		
Public Buildings and Grounds	31,351.00	Conservation	1,050.00	Transfers to Tax Title Liens or Foreclosed	12,145.92	
Other Public Works	1,241.00	All Other		Balance December 31, 1989	1,207.92	
HEALTH and WELFARE		CAPITAL DEBT AUTHORIZED, DECEMBER 31, 1989		TAX TITLE LIENS OUTSTANDING		
Health Services Except Environmental	135,753.00	ISSUED AND UNISSUED		Balance January 1, 1989	232,431.07	
Welfare-Public Assistance	21,154.00	School	112,000.00	Transfer From Taxes	104,458.53	
Hospital, Clinics, First Aid		Self-Liquidating	892,945	Redeemed in 1989	34,730.64	
Animal, Insect, & Rodent Control	12,000.00	Other	4,792,063	Cancelled, Abated or Adjusted (1989)		
Other Welfare Services		Total	5,904,007	Transfers to Foreclosed Property		
RECREATION and CONSERVATION		ISSUED AND OUTSTANDING		Balance December 31, 1989	302,159.56	
Beaches and Boardwalks		School	112,000.00	PROPERTY ACQUIRED BY DEED OR FORECLOSURE		
Parks, Playgrounds, Shade Trees	521,545.00	Self-Liquidating	217,000.00	Balance January 1, 1989	7,542,000.00	
Land Reclamation & Conservation	32,905.10	Other	3,069,700.00	Transfers From Taxes or Liens		
Other Recreational Services	53,376.03	Total	3,393,700.00	Sole for Cash (1989)		
EDUCATION (excluding schools)		EQUALIZED VALUATION BASIS FOR NET DEBT COMPUTATION	1,430,998,071	Cancelled, Abated or Adjusted (1989)		
Libraries	344,437.00	REAL PROPERTY VALUATIONS		Balance December 31, 1989	7,542,000.00	
Other Educational Services		Code	Class	# of Parcels	% VAL'N	ASSESSED VALUATION
STATUTORY EXPENDITURES		1	Vocant Land	174	2.50	14,126,200.00
Pensions & F. L. C. A.	634,144.32	2	Residential	4977	55.23	357,771,700.00
Employee Fringe Benefits	443,000.00	3	Form			53,954,400.00
Other Statutory Expenditures		4a	Commercial	314	2.10	199,047,500.00
CETA And Other Public Employment Programs		4b	Industrial	104	30.73	15,792,600.00
MUNICIPAL FUNCTIONS TOTAL	9,226,493.96	4c	Apartments	50	2.44	647,762,400.00
CAPITAL IMPROVEMENTS *M.C.M.*	3,280,000.00	Total	5621			647,762,400.00
DEBT SERVICE		Land Area	4.70	Sq. Miles		
Principal Payments		Net Valuation Taxable-Municipal				649,456,225
Interest Payments	137,532.65	Net Valuation Taxable-County				1,535,543,173
DEFERRED CHARGES		State Equalized Valuation				1,490,193,544
SCHOOL, COUNTY, SPECIAL DISTRICT TAXES	23,712.99	State Equalization Ratio				43.52
RESERVE FOR UNCOLLECTED TAXES	13,214,368.59	EXPENDITURES TOTAL	24,931,217.17	CURRENT FINANCES DECEMBER 31, 1989		
EXPENDITURES TOTAL	24,931,217.17			ASSETS		
				Cash Dec. 31, 1989		453,358.60
				Taxes Receivable		623,175.68
				Tax Title Liens		302,159.56
				Foreclosed Property		7,542,000.00
				Emergencies & Other Deferred Charges		950,571.52
				State and Federal Aid Receivable		49,640.33
				Other Receivables		
				Total		9,924,905.74
				LIABILITIES, RESERVES, AND SURPLUS		
				Cash Liabilities		1,297,806.40
				Reserves far Receivables		3,469,335.24
				Surplus Dec. 31, 1989		157,764.10
				Total		9,924,905.74

1417

Population 1980 15,357
 Population 1990 15,850
 S & P Rating AA
 Moody Rating AA

General Tax Rate Per \$100. 2.46
 State Equalized Tax Rate 1.42

MADISON BOROUGH - MORRIS COUNTY
 Form of Government:
Borough Council
 Number of Members on Governing Body - 6

PER CAPITA:
 Gross Debt 1,634.51
 Net Debt 1,395.14
 Debt Service 86.42
 Total Tax Levy 1,360.03
 Municipal Expenditures 799.86

PER CENT:
 Gross Debt 2.00
 Net Debt 1.71
 Tax Levy Collected 98.68
 Tax Levy Cancelled, Abated or Adjusted .10

EXPENDITURES	REVENUES-REALIZED	1989 PROPERTY TAX
GENERAL GOVERNMENT		STATE EQUALIZED TAX RATE
Governing Body & Public Boards	1989 Property Taxes Collected 21,357,267.16	Local District School Taxes .75 11,334,106.00
Municipal Clerk	1989 Payments in Lieu of Taxes 27,204.24	Regional & Consolidated School Tax
Financial Administration 103,374.00	Delinquent Tax & Lien Collections 211,765.64	School Taxes in Municipal Budget
Assessment of Taxes 48,700.00	Business Personalty Replacement Taxes 169,544.00	County Taxes .22 3,393,829.25
Collection of Taxes 63,638.00	Taxes from Public Utilities 534,676.00	County Library Taxes
Planning, Housing & Development 102,018.00	Other Miscellaneous Tax Revenues	Local Municipal Purpose Taxes .45 6,781,797.47
Human Resources 79,280.00	State Aid Revenues 209,011.73	Veteran & Senior Citizen Taxes 94,800.00
Elections 7,000.00	Federal Aid Revenues	Total Taxes for Rate Computation 1.42 21,604,532.72
General Administration (other) 677,479.00	State and Local Fiscal Assistance Act Utilized	Special District Taxes
JUDICIARY	Sale of Acquired Property	Bank Corp. Taxes
Municipal Courts 97,353.00	Other Miscellaneous Revenues 4,277,595.62	Added and Omitted Taxes 46,682.02
PUBLIC SAFETY	Total 26,787,064.39	Total Taxes Levied - ABSTRACT 21,556,414.74
Fire Protection 573,373.00	Prior Years Surplus Appropriated 1,217,022.00	Total Taxes Billed 21,642,462.30
Police Protection 1,613,512.15	REVENUES TOTAL 28,004,086.39	1989 TAXES COLLECTED 21,357,267.16
Civil Defense & Disaster Control 2,900.00	Reserve For Uncollected Taxes 1,296,954.14	1989 Taxes Cancelled, Abated or Adjusted 21,173.39
Environmental Inspection & Control 126,016.00	CAPITAL OUTLAY TOTAL 9,834,079.78	Transfer to Tax Title Liens or Foreclosed 3,554.70
Other Public Safety	Public Enterprises 270,270.52	Balance Outstanding Dec. 31, 1989 260,467.05
PUBLIC WORKS	Recreation-Culture 2,680.00	PRIOR YEARS TAXES OUTSTANDING
Streets and Drainage 125,000.00	Public Works 9,533,157.40	Balance January 1, 1989 214,281.91
Sewers and Sewage Processing 425,390.00	Buildings and Grounds 17,275.43	Collected in 1989 211,765.64
Garbage and Trash Disposal 1,651,342.00	Library and Education 10,696.43	Cancelled, Abated or Adjusted 1989
Public Buildings and Grounds 212,453.00	Conservation	Transfers to Tax Title Liens or Foreclosed 2,374.43
Other Public Works 1,098,602.00	All Other	Balance December 31, 1989 141.84
HEALTH AND WELFARE	CAPITAL DEBT AUTHORIZED, DECEMBER 31, 1989	TAX TITLE LIENS OUTSTANDING
Health Services Except Environmental 591,998.67	ISSUED AND UNISSUED GROSS DEBT NET DEBT	Balance January 1, 1989 589.28
Welfare-Public Assistance 20,400.00	School 430,000	Transfer From Taxes 6,347.60
Hospital, Clinics, First Aid	Self-Liquidating 1,064,000	Redeemed in 1989
Animal, Insect, & Rodent Control 4,000.00	Other 24,412,990	Cancelled, Abated or Adjusted (1989)
Other Welfare Services	Total 25,906,990	Transfers to Foreclosed Property
RECREATION AND CONSERVATION	ISSUED AND OUTSTANDING	Balance December 31, 1989 6,936.88
Beaches and Boardwalks	School 430,000.00	PROPERTY ACQUIRED BY DEED OR FORECLOSURE
Parks, Playgrounds, Shade Trees 67,425.00	Self-Liquidating 532,000.00	Balance January 1, 1989 34,450.00
Land Reclamation & Conservation 925.00	Other 22,203,267.00	Transfers From Taxes or Liens
Other Recreational Services 122,317.00	Total 23,215,267.00	Sale for Cash (1989)
EDUCATION (excluding schools)	EQUALIZED VALUATION BASIS FOR NET DEBT COMPUTATION 1,295,653,848	Cancelled, Abated or Adjusted (1989)
Libraries 545,964.00	REAL PROPERTY VALUATIONS	Balance December 31, 1989 34,450.00
Other Educational Services 9,000.00	Code Class # of Parcels % VAL'N ASSESSED VALUATION	CURRENT FINANCES DECEMBER 31, 1989
STATUTORY EXPENDITURES	1 Vacant Land 143 3.01 25,317,800.00	ASSETS
Pensions & F. L. C. A. 720,000.19	2 Residential 3998 75.27 640,858,500.00	Cash Dec. 31, 1989 4,521,545.46
Employee Fringe Benefits 597,546.00	3 Farm 215 17.41 146,241,850.00	Taxes Receivable 260,608.89
Other Statutory Expenditures	4a Commercial 5 .21 1,767,300.00	Tax Title Liens 6,936.88
CETA And Other Public Employment Programs	4c Apartments 34 3.10 26,042,700.00	Foreclosed Property 34,450.00
MUNICIPAL FUNCTIONS TOTAL 9,694,956.01	Total 4395 340,228,150.00	Emergencies & Other Deferred Charges 9,715.88
CAPITAL IMPROVEMENTS *MEMO* 750,000.00	Land Area 4.20 Sq. Miles	State and Federal Aid Receivable
DEBT SERVICE	Net Valuation Taxable-Municipal 877,877.247	Other Receivables 145,628.46
Principal Payments 620,000.00	Net Valuation Taxable-County 1,535,918,700	Total 4,978,885.57
Interest Payments 74,805.80	State Equalized Valuation 1,492,681,985	LIABILITIES, RESERVES, AND SURPLUS
DEFERRED CHARGES 315,000.00	State Equalization Ratio 57.75	Cash Liabilities 2,461,812.04
SCHOOL, COUNTY, SPECIAL DISTRICT TAXES 14,727,735.25		Reserves for Receivables 447,624.23
RESERVE FOR UNCOLLECTED TAXES 1,296,954.14		Surplus Dec. 31, 1989 2,069,449.30
EXPENDITURES TOTAL 27,405,651.20		Total 4,978,885.57

0423
 Population 1980 4,331
 Population 1990 4,361
 S & P Rating
 Moody Rating 3A1

General Tax Rate Per \$100. 2.29
 State Equalized Tax Rate 2.60

MAGNOLIA BOROUGH - CAMDEN COUNTY
 Form of Government:
 Borough Council
 Number of Members on Governing Body - 6

PER CAPITA:
 Gross Debt 287.89
 Net Debt 237.40
 Debt Service 19.55
 Total Tax Levy 693.43
 Municipal Expenditures 352.43

PER CENT:
 Gross Debt 1.24
 Net Debt 1.02
 Tax Levy Collected 95.09
 Tax Levy Cancelled, Abated or Adjusted .07

EXPENDITURES		REVENUES-REALIZED		1989 PROPERTY TAX	
GENERAL GOVERNMENT		REVENUES-REALIZED		STATE EQUALIZED TAX RATE	
Governing Body & Public Boards	17,750.00	1989 Property Taxes Collected	3,207,139.60	Local District School Taxes	.72 934,927.50
Municipal Clerk	25,165.00	1989 Payments in Lieu of Taxes		Regional & Consolidated School Tax	.39 506,465.75
Financial Administration	67,801.30	Delinquent Tax & Lien Collections	144,734.31	School Taxes in Municipal Budget	
Assessment of Taxes	4,900.00	Business Personalty Replacement Taxes	34,775.50	County Taxes	.85 1,093,703.65
Collection of Taxes	23,050.00	Taxes from Public Utilities	284,679.00	County Library Taxes	.02 29,111.28
Planning, Housing & Development	6,692.00	Other Miscellaneous Tax Revenues		Local Municipal Purpose Taxes	.61 789,721.00
Human Resources	37,914.35	State Aid Revenues	92,855.64	Veteran & Senior Citizen Taxes	
Elections	3,932.00	Federal Aid Revenues		Total Taxes far Rate Computation	2.59 3,426,929.18
General Administration (other)	97,660.00	State and Local Fiscal Assistance Act Utilized		Special District Taxes	
JUDICIARY		Sale of Acquired Property		Bank Corp. Taxes	
Municipal Courts	27,572.21	Other Miscellaneous Revenues	134,096.65	Added and Omitted Taxes	
PUBLIC SAFETY		Total	3,748,341.34	Total Taxes Levied - ABSTRACT	3,370,751.82
Fire Protection	93,221.04	Prior Years Surplus Appropriated	315,000.00	Total Taxes Billed	3,372,603.92
Police Protection	303,375.84	REVENUES TOTAL	4,263,341.34	1989 TAXES COLLECTED	3,207,139.68
Civil Defense & Disaster Control	2,575.00	Reserve For Uncollected Taxes	202,260.43	1989 Taxes Cancelled, Abated or Adjusted	2,238.88
Environmental Inspection & Control	12,253.00	CAPITAL OUTLAY TOTAL	378,276.55	Transfer to Tax Title Liens or Foreclosed	15,345.15
Other Public Safety		Public Enterprises		Balance Outstanding Dec. 31, 1989	147,890.21
PUBLIC WORKS		Recreation--Culture		PRIOR YEARS TAXES OUTSTANDING	
Streets and Drainage	211,050.75	Public Works	378,276.55	Balance January 1, 1989	147,151.95
Sewers and Sewage Processing		Buildings and Grounds		Collected in 1989	135,870.80
Garbage and Trash Disposal	237,324.00	Library and Education		Cancelled, Abated or Adjusted 1989	
Public Buildings and Grounds	27,466.00	Conservation		Transfers to Tax Title Liens or Foreclosed	7,987.71
Other Public Works	21,750.00	All Other		Balance December 31, 1989	3,293.44
HEALTH and WELFARE		CAPITAL DEBT AUTHORIZED, DECEMBER 31, 1989		TAX TITLE LIENS OUTSTANDING	
Health Services Except Environmental	5,390.00	ISSUED AND UNISSUED		Balance January 1, 1989	37,128.21
Welfare-Public Assistance	2,501.00	School	245,462	Transfer From Taxes	23,082.31
Hospital, Clinics, First Aid		Self-Liquidating		Redeemed in 1989	8,914.01
Animal, Insect, & Rodent Control		Other	1,153,982	Cancelled, Abated or Adjusted (1989)	
Other Welfare Services		Total	1,399,444	Transfers to Foreclosed Property	
RECREATION and CONSERVATION		ISSUED AND OUTSTANDING		Balance December 31, 1989	51,896.51
Beaches and Boardwalks		School	245,462.01	PROPERTY ACQUIRED BY DEED OR FORECLOSURE	
Parks, Playgrounds, Shade Trees	5,300.00	Self-Liquidating		Balance January 1, 1989	20,725.00
Land Reclamation & Conservation	11,500.00	Other	640,000.00	Transfers From Taxes or Liens	
Other Recreational Services	6,980.00	Total	385,462.01	Sale far Cash (1989)	
EDUCATION (excluding schools)		EQUALIZED VALUATION BASIS FOR NET DEBT COMPUTATION	112,667,912	Cancelled, Abated or Adjusted (1989)	
Libraries	1,900.00	REAL PROPERTY VALUATIONS		Balance December 31, 1989	20,725.00
Other Educational Services		Code Class # of Parcels % VAL'N ASSESSED VALUATION		CURRENT FINANCES DECEMBER 31, 1989	
STATUTORY EXPENDITURES		1 Vacant Land 213 2.90 1,543,098.00		ASSETS	
Pensions & F. L. C. A.	69,544.63	2 Residential 1426 78.37 41,661,250.00		Cash Dec. 31, 1989	881,229.52
Employee Fringe Benefits	65,426.02	3 Farm 79 9.82 5,219,200.00		Taxes Receivable	151,173.65
Other Statutory Expenditures	5,000.00	4a Commercial 4 5.18 2,753,502.00		Tax Title Liens	51,896.51
CETA And Other Public Employment Programs		4c Apartments 4 3.73 1,985,100.00		Foreclosed Property	20,725.00
MUNICIPAL FUNCTIONS TOTAL	1,398,031.14	Total 1726 41.32 53,162,150.00		Emergencies & Other Deferred Charges	3,191.32
CAPITAL IMPROVEMENTS * MEMO *	10,000.00			State and Federal Aid Receivable	8,890.10
DEBT SERVICE				Other Receivables	10,964.31
Principal Payments	51,000.00			Total	1,128,070.41
Interest Payments	44,091.00			LIABILITIES, RESERVES, AND SURPLUS	
DEFERRED CHARGES	17,794.75			Cash Liabilities	363,862.85
SCHOOL, COUNTY, SPECIAL DISTRICT TAXES	2,564,208.18			Reserves for Receivables	234,759.47
RESERVE FOR UNCOLLECTED TAXES	202,260.43			Surplus Dec. 31, 1989	529,448.09
EXPENDITURES TOTAL	4,277,385.50			Total	1,128,070.41

MAHWAH TOWNSHIP - BERGEN COUNTY

Form of Government:

Mayor-Council Plan B (OMCL 50)

Number of Members on Governing Body - 5

PER CAPITA:

Grass Debt	1,299.65
Net Debt	535.50
Debt Service	61.31
Total Tax Levy	1,477.80
Municipal Expenditures	672.51

PER CENT:

Grass Debt	1.21
Net Debt	.50
Tax Levy Collected	96.89
Tax Levy Cancelled, Abated or Adjusted	.45

Population 1980	12,127
Population 1990	17,905
S & P Rating	1.44
Moody Rating	A1

General Tax Rate Per \$100.

State Equalized Tax Rate

1.11

EXPENDITURES	REVENUES-REALIZED	1989 PROPERTY TAX
GENERAL GOVERNMENT		STATE EQUALIZED TAX RATE
Governing Body & Public Boards		Local District School Taxes .70
Municipal Clerk		Regional & Consolidated School Tax
Financial Administration	213,150.00	School Taxes in Municipal Budget
Assessment of Taxes	112,250.00	County Taxes .19
Collection of Taxes	95,175.00	County Library Taxes
Planning, Housing & Development	213,600.00	Local Municipal Purpose Taxes .30
Human Resources	205,039.00	Veteran & Senior Citizen Taxes
Elections		Total Taxes for Rate Computation 1.19
General Administration (other)	1,552,100.00	Special District Taxes
JUDICIARY		Bank Corp. Taxes
Municipal Courts	116,650.00	Added and Omitted Taxes
PUBLIC SAFETY		Total Taxes Levied - ABSTRACT
Fire Protection	302,430.00	Total Taxes Billed
Police Protection	2,505,509.00	1989 TAXES COLLECTED
Civil Defense & Disaster Control	11,375.00	1989 Taxes Cancelled, Abated or Adjusted
Environmental Inspection & Control	465,771.00	Transfer to Tax Title Liens or Foreclosed
Other Public Safety		Balance Outstanding Dec. 31, 1989
PUBLIC WORKS		PRIOR YEARS TAXES OUTSTANDING
Streets and Drainage	896,447.00	Balance January 1, 1989
Sewers and Sewage Processing	1,765,077.00	Collected in 1989
Garbage and Trash Disposal	175,338.00	Cancelled, Abated or Adjusted 1989
Public Buildings and Grounds		Transfers to Tax Title Liens or Foreclosed
Other Public Works		Balance December 31, 1989
HEALTH and WELFARE		TAX TITLE LIENS OUTSTANDING
Health Services Except Environmental	137,147.00	Balance January 1, 1989
Welfare-Public Assistance	1,000.00	Transfer From Taxes
Hospital, Clinics, First Aid		Redeemed in 1989
Animal, Insect, & Rodent Control		Cancelled, Abated or Adjusted (1989)
Other Welfare Services		Transfers to Foreclosed Property
RECREATION and CONSERVATION		Balance December 31, 1989
Beaches and Boardwalks		PROPERTY ACQUIRED BY DEED OR FORECLOSURE
Parks, Playgrounds, Shaded Trees	97,240.00	Balance January 1, 1989
Land Reclamation & Conservation	10,160.00	Transfers From Taxes or Liens
Other Recreational Services	120,000.00	Sale for Cash (1989)
EDUCATION (excluding schools)		Cancelled, Abated or Adjusted (1989)
Libraries	330,000.00	Balance December 31, 1989
Other Educational Services	7,435.00	CURRENT FINANCES DECEMBER 31, 1989
STATUTORY EXPENDITURES		ASSETS
Pensions & F. L. C. A.	615,100.00	Cash Dec. 31, 1989
Employee Fringe Benefits		Taxes Receivable
Other Statutory Expenditures		Tax Title Liens
CETA And Other Public Employment Programs		Foreclosed Property
MUNICIPAL FUNCTIONS TOTAL	10,115,652.00	Emergencies & Other Deferred Charges
CAPITAL IMPROVEMENTS *MEMO*	100,000.00	State and Federal Aid Receivable
DEBT SERVICE		Other Receivables
Principal Payments	714,800.00	Total
Interest Payments	383,030.13	LIABILITIES, RESERVES, AND SURPLUS
DEFERRED CHARGES		Cash Liabilities
SCHOOL, COUNTY, SPECIAL DISTRICT TAXES	19,441,642.51	Reserves for Receivables
RESERVE FOR UNCOLLECTED TAXES	778,530.60	Surplus Dec. 31, 1989
EXPENDITURES TOTAL	31,482,905.24	Total
		4,054,080.93
		1,199,701.73
		965,342.59
		1,889,036.61
		4,054,080.93

1326
 Population 1980 13,914
 Population 1990 26,716
 S & P Rating
 Moody Rating A1

General Tax Rate Per \$100. 3.48
 State Equalized Tax Rate 1.64

MANALAPAN TOWNSHIP - MONMOUTH CO.
 Form of Government:
 Township Committee
 Number of Members on Governing Body - 5

PER CAPITA:
 Gross Debt 895.29
 Net Debt 486.16
 Debt Service 71.65
 Total Tax Levy 1,166.15
 Municipal Expenditures 399.64

PER CENT:
 Gross Debt 1.55
 Net Debt .84
 Tax Levy Collected 96.97
 Tax Levy Cancelled, Abated or Adjusted .01

EXPENDITURES	REVENUES-REALIZED	1989 PROPERTY TAX
GENERAL GOVERNMENT		STATE EQUALIZED TAX RATE
Governing Body & Public Boards	217,987.00	Local District School Taxes .67 11,885,480.89
Municipal Clerk	84,250.00	Regional & Consolidated School Tax .33 5,957,325.44
Financial Administration	165,100.00	School Taxes in Municipal Budget
Assessment of Taxes	74,100.00	County Taxes .40 7,044,203.09
Collection of Taxes	77,100.00	County Library Taxes .01 226,546.18
Planning, Housing & Development	323,930.00	Local Municipal Purpose Taxes .23 4,117,498.60
Human Resources	67,757.00	Veteran & Senior Citizen Taxes 164,200.00
Elections	3,600.00	Total Taxes for Rote Computation 1.64 29,395,254.20
General Administration (other)	552,150.00	Special District Taxes 634,250.00
JUDICIARY		Bank Corp. Taxes
Municipal Courts	104,000.00	Added and Omitted Taxes 1,289,465.58
PUBLIC SAFETY		Total Taxes Levied - ABSTRACT 31,154,769.78
Fire Protection	1,732.00	Total Taxes Billed 31,166,415.28
Police Protection	2,091,710.00	1989 TAXES COLLECTED 30,222,861.86
Civil Defense & Disaster Control		1989 Taxes Cancelled, Abated or Adjusted 4,255.61
Environmental Inspection & Control	422,600.00	Transfer to Tax Title Liens or Foreclosed 95,640.14
Other Public Safety		Balance Outstanding Dec. 31, 1989 843,657.67
PUBLIC WORKS		PRIOR YEARS TAXES OUTSTANDING
Streets and Drainage	921,000.00	Balance January 1, 1989 1,517,607.64
Sewers and Sewage Processing		Collected in 1989 1,274,083.65
Garbage and Trash Disposal	233,000.00	Cancelled, Abated or Adjusted 1989 10,804.38
Public Buildings and Grounds	341,600.00	Transfers to Tax Title Liens or Foreclosed 46,541.94
Other Public Works		Balance December 31, 1989 186,177.67
HEALTH and WELFARE		TAX TITLE LIENS OUTSTANDING
Health Services Except Environmental	213,255.00	Balance January 1, 1989 55,956.44
Welfare-Public Assistance	35,775.00	Transfer From Taxes 149,373.89
Hospital, Clinics, First Aid	15,000.00	Redeemed in 1989 26,887.33
Animal, Insect, & Rodent Control	34,550.00	Cancelled, Abated or Adjusted (1989) 1,183.16
Other Welfare Services		Transfers to Foreclosed Property
RECREATION and CONSERVATION		Balance December 31, 1989 177,254.34
Beaches and Boardwalks		PROPERTY ACQUIRED BY DEED OR FORECLOSURE
Parks, Playgrounds, Shade Trees	129,100.00	Balance January 1, 1989 239,300.00
Land Reclamation & Conservation	214,925.00	Transfers From Taxes or Liens
Other Recreational Services	401,975.00	Sole for Cash (1989)
EDUCATION (excluding schools)		Cancelled, Abated or Adjusted (1989)
Libraries		Balance December 31, 1989 239,300.00
Other Educational Services	9,750.00	CURRENT FINANCES DECEMBER 31, 1989
STATUTORY EXPENDITURES		ASSETS
Pensions & F. L. C. A.	611,665.00	Cash Dec. 31, 1989 6,799,749.82
Employee Fringe Benefits	365,000.00	Taxes Receivable 1,029,335.34
Other Statutory Expenditures		Tax Title Liens 177,254.34
CETA And Other Public Employment Programs		Foreclosed Property 239,300.00
MUNICIPAL FUNCTIONS TOTAL	7,797,631.00	Emergencies & Other Deferred Charges 464,300.00
CAPITAL IMPROVEMENTS * MEMO *	110,000.00	State and Federal Aid Receivable 11,891.60
DEBT SERVICE		Other Receivables 29,893.17
Principal Payments	917,200.00	Total 3,752,314.77
Interest Payments	99,725.00	LIABILITIES, RESERVES, AND SURPLUS
DEFERRED CHARGES		Cash Liabilities 4,203,311.03
SCHOOL, COUNTY, SPECIAL DISTRICT TAXES	25,747,235.60	Reserves for Receivables 1,470,583.35
RESERVE FOR UNCOLLECTED TAXES	99,672.74	Surplus Dec. 31, 1989 3,071,220.39
EXPENDITURES TOTAL	35,424,644.34	Total 3,752,314.77
	REVENUES-REALIZED	
	1989 Property Taxes Collected 30,222,861.86	
	1989 Payments in Lieu of Taxes	
	Delinquent Tax & Lien Collections 1,300,970.98	
	Business Personalty Replacement Taxes 110,137.20	
	Taxes from Public Utilities 1,978,615.00	
	Other Miscellaneous Tax Revenues	
	State Aid Revenues 167,288.07	
	Federal Aid Revenues	
	State and Local Fiscal Assistance Act Utilized	
	Sale of Acquired Property	
	Other Miscellaneous Revenues 2,249,735.39	
	Total 36,029,609.00	
	Prior Years Surplus Appropriated 1,380,000.00	
	REVENUES TOTAL 37,909,609.00	
	Reserve For Uncollected Taxes 969,672.74	
	CAPITAL OUTLAY TOTAL 1,087,953.79	
	Public Enterprises 13,971.00	
	Recreation-Culture 3.00	
	Public Works 838,023.01	
	Buildings and Grounds 235,886.78	
	Library and Education	
	Conservation	
	All Other	
	CAPITAL DEBT AUTHORIZED, DECEMBER 31, 1989	
	ISSUED AND UNISSUED GROSS DEBT NET DEBT	
	School 10,422,999.01	
	Self-Liquidating 190,000.00	
	Other 13,305,561.00	12,983,221.00
	Total 23,918,560.01	12,983,221.00
	ISSUED AND OUTSTANDING	
	School 10,422,999.01	
	Self-Liquidating 190,000.00	
	Other 13,192,000.00	
	Total 23,804,999.01	
	EQUALIZED VALUATION BASIS FOR NET DEBT COMPUTATION 1,539,023,085	
	REAL PROPERTY VALUATIONS	
	Code Class # of Parcels % VAL'N ASSESSED VALUATION	
	1 Vacant Land 1431 5.75 42,136,900.00	
	2 Residential 7994 64.26 704,495,700.00	
	3 Farm 472 1.73 15,291,600.00	
	4a Commercial 208 8.24 69,274,800.00	
	4b Industrial 3 .53 4,826,600.00	
	4c Apartments	
	Total 10113 336,075,600.00	
	Land Area 30.35 Sq. Miles	
	Net Valuation Taxable-Municipal 339,063,972.00	
	Net Valuation Taxable-County 1,538,358,247.00	
	State Equalized Valuation 1,776,213,399.00	
	State Equalization Ratio 47.15	

Population 1980 5,354
 Population 1990 5,369
 S & P Rating
 Moody Rating

General Tax Rate Per \$100. 3.16
 State Equalized Tax Rate 1.41

MANASQUAN BOROUGH - MONMOUTH CO.

Form of Government:

Borough Council

Number of Members on Governing Body - 6

PER CAPITA:

Gross Debt 670.81
 Net Debt 261.86
 Debt Service
 Total Tax Levy 1,570.52
 Municipal Expenditures 675.34

PER CENT:

Gross Debt .68
 Net Debt .26
 Tax Levy Collected 97.36
 Tax Levy Cancelled, Abated or Adjusted

EXPENDITURES	REVENUES-REALIZED	1989 PROPERTY TAX		
GENERAL GOVERNMENT		STATE EQUALIZED TAX RATE	1.62	
Governing Body & Public Boards		Local District School Taxes		3,680,152.00
Municipal Clerk		Regional & Consolidated School Tax		
Financial Administration	26,533.00	School Taxes in Municipal Budget		
Assessment of Taxes	156,436.06	County Taxes	.40 *	2,379,812.50
Collection of Taxes	37,069.42	County Library Taxes	.01	75,334.71
Planning, Housing & Development	26,839.96	Local Municipal Purpose Taxes	.38	2,280,959.24
Human Resources	26,541.62	Veteran & Senior Citizen Taxes		65,300.00
Elections	7,250.00	Total Taxes for Rate Computation	1.41	8,481,558.45
General Administration (other)	214,137.31	Special District Taxes		
JUDICIARY		Bank Corp. Taxes		
Municipal Courts	53,160.83	Added and Omitted Taxes		15,860.53
PUBLIC SAFETY		Total Taxes Levied - ABSTRACT		8,432,118.98
Fire Protection	53,733.28	Total Taxes Billed		8,433,633.61
Police Protection	799,636.68	1989 TAXES COLLECTED		8,211,139.66
Civil Defense & Disaster Control	9,778.12	1989 Taxes Cancelled, Abated or Adjusted		362.73
Environmental Inspection & Control	71,970.59	Transfer to Tax Title Liens or Foreclosed		10,931.33
Other Public Safety		Balance Outstanding Dec. 31, 1989		211,199.89
PUBLIC WORKS		PRIOR YEARS TAXES OUTSTANDING		
Streets and Drainage	247,179.31	Balance January 1, 1989		144,492.87
Sewers and Sewage Processing		Collected in 1989		137,952.76
Garbage and Trash Disposal	824,258.00	Cancelled, Abated or Adjusted 1989		.79
Public Buildings and Grounds	60,377.43	Transfers to Tax Title Liens or Foreclosed		6,039.67
Other Public Works		Balance December 31, 1989		499.65
HEALTH and WELFARE		TAX TITLE LIENS OUTSTANDING		
Health Services Except Environmental	2,900.00	Balance January 1, 1989		2,382.48
Welfare-Public Assistance	13,212.53	Transfer From Taxes		17,842.74
Hospital, Clinics, First Aid		Redeemed in 1989		2,382.48
Animal, Insect, & Rodent Control	896.22	Cancelled, Abated or Adjusted (1989)		
Other Welfare Services		Transfers to Foreclosed Property		
RECREATION and CONSERVATION		Balance December 31, 1989		17,842.74
Beaches and Boardwalks	21,621.76	PROPERTY ACQUIRED BY DEED OR FORECLOSURE		
Parks, Playgrounds, Shade Trees	15,207.73	Balance January 1, 1989		48,440.00
Land Reclamation & Conservation	121,315.12	Transfers From Taxes or Liens		
Other Recreational Services	3,500.00	Sale for Cash (1989)		
EDUCATION (excluding schools)		Cancelled, Abated or Adjusted (1989)		
Libraries	34,000.00	Balance December 31, 1989		48,440.00
Other Educational Services		CURRENT FINANCES DECEMBER 31, 1989		
STATUTORY EXPENDITURES		ASSETS		
Pensions & F. L. C. A.	222,594.74	Cash Dec. 31, 1989		1,929,350.96
Employee Fringe Benefits	115,074.09	Taxes Receivable		211,699.54
Other Statutory Expenditures		Tax Title Liens		17,842.74
CETA And Other Public Employment Programs		Foreclosed Property		48,440.00
MUNICIPAL FUNCTIONS		Emergencies & Other Deferred Charges		208,000.00
CAPITAL IMPROVEMENTS		State and Federal Aid Receivable		10,297.53
DEBT SERVICE		Other Receivables		798,194.96
Principal Payments		Total		3,223,825.73
Interest Payments		LIABILITIES, RESERVES, AND SURPLUS		
DEFERRED CHARGES		Cash Liabilities		1,850,511.26
SCHOOL, COUNTY, SPECIAL DISTRICT TAXES	194,500.32	Reserves for Receivables		1,076,177.24
RESERVE FOR UNCOLLECTED TAXES	6,135,292.21	Surplus Dec. 31, 1989		291,137.23
EXPENDITURES		Total		3,223,825.73
TOTAL	9,761,195.83			
		REVENUES		
		1989 Property Taxes Collected	8,211,139.66	
		1989 Payments in Lieu of Taxes		
		Delinquent Tax & Lien Collections	140,335.24	
		Business Personalty Replacement Taxes	44,153.60	
		Taxes from Public Utilities	332,429.00	
		Other Miscellaneous Tax Revenues		
		State Aid Revenues	65,950.23	
		Federal Aid Revenues		
		State and Local Fiscal Assistance Act Utilized		
		Sale of Acquired Property		
		Other Miscellaneous Revenues	581,149.73	
		Total	9,375,157.51	
		Prior Years Surplus Appropriated	95,000.00	
		REVENUES		
		TOTAL	9,470,157.51	
		Reserve For Uncollected Taxes	256,032.45	
		CAPITAL OUTLAY		
		TOTAL	207,671.89	
		Public Enterprises	138,365.67	
		Recreation-Culture		
		Public Works	54,421.08	
		Buildings and Grounds	14,885.14	
		Library and Education		
		Conservation		
		All Other		
		CAPITAL DEBT AUTHORIZED, DECEMBER 31, 1989		
		ISSUED AND UNISSUED		
		School	897,000	
		Self-Liquidating	1,818,835	520,190
		Other	885,711	885,711
		Total	3,601,597	1,405,902
		ISSUED AND OUTSTANDING		
		School	897,000.00	
		Self-Liquidating	294,218.12	
		Other	186,675.00	
		Total	1,377,893.12	
		EQUALIZED VALUATION BASIS		
		FOR NET DEBT COMPUTATION		530,560,100
		REAL PROPERTY VALUATIONS		
		Code Class # of Parcels % VAL'N ASSESSED VALUATION		
		1 Vacant Land 264 4.71 12,518,600.00		
		2 Residential 2639 81.15 215,609,100.00		
		3 Farm		
		4a Commercial 201 13.14 34,912,600.00		
		4b Industrial 9 .61 1,617,600.00		
		4c Apartments 3 .39 1,023,800.00		
		Total 3116 265,681,700.00		
		Land Area 1,400 Sq. Miles		
		Net Valuation Taxable-Municipal 266,132,521		
		Net Valuation Taxable-County 358,735,490		
		State Equalized Valuation 594,950,038		
		State Equalization Ratio 44.69		

*Includes County Health Service Taxes, County Vocational School Taxes, or County Open Space Tax. See Table 13.

Population 1980 27,937
 Population 1990 35,976
 S & P Rating
 Moody Rating AAA

General Tax Rate Per \$100. 1.77
 State Equalized Tax Rate 1.60

MANCHESTER TOWNSHIP - OCEAN CO.

Form of Government:

Township Committee

Number of Members on Governing Body - 5

PER CAPITA:

Gross Debt 722.13
 Net Debt 529.17
 Debt Service 58.47
 Total Tax Levy 799.97
 Municipal Expenditures 369.89

PER CENT:

Gross Debt 1.09
 Net Debt 1.24
 Tax Levy Collected 90.08
 Tax Levy Cancelled, Abated or Adjusted 1.13

EXPENDITURES		REVENUES-REALIZED		1989 PROPERTY TAX	
GENERAL GOVERNMENT		REVENUES-REALIZED		STATE EQUALIZED TAX RATE	
Governing Body & Public Boards		1989 Property Taxes Collected	27,659,123.99	Local District School Taxes	.79
Municipal Clerk	161,000.00	1989 Payments in Lieu of Taxes		Regional & Consolidated School Tax	
Financial Administration	327,816.23	Delinquent Tax & Lien Collections	385,062.23	Schaal Taxes in Municipal Budget	
Assessment of Taxes	257,076.54	Business Personalty Replacement Taxes	39,040.48	County Taxes	.38 *
Collection of Taxes	145,851.50	Taxes from Public Utilities	1,621,289.00	County Library Taxes	.02
Planning, Housing & Development	324,330.00	Other Miscellaneous Tax Revenues		Local Municipal Purpose Taxes	.48
Human Resources	115,363.56	State Aid Revenues	316,024.70	Veteran & Senior Citizen Taxes	
Elections	4,400.00	Federal Aid Revenues		Total Taxes for Rate Computation	1.66
General Administration (other)	1,625,495.59	State and Local Fiscal Assistance Act Utilized		Special District Taxes	
JUDICIARY		Sale of Acquired Property		Bank Corp. Taxes	
Municipal Courts	215,652.76	Other Miscellaneous Revenues		Added and Omitted Taxes	310,490.59
PUBLIC SAFETY		Total	32,342,755.57	Total Taxes Levied - ABSTRACT	28,779,776.21
Fire Protection	215,904.54	Prior Years Surplus Appropriated	1,000,000.00	Total Taxes Billed	28,786,666.44
Police Protection	3,317,920.43	REVENUES TOTAL	33,362,415.97	1989 TAXES COLLECTED	27,656,183.99
Civil Defense & Disaster Control	5,500.00	Reserve For Uncollected Taxes	594,625.34	1989 Taxes Cancelled, Abated or Adjusted	324,023.56
Environmental Inspection & Control	265,600.00	CAPITAL OUTLAY TOTAL	3,704,351.76	Transfer to Tax Title Liens or Foreclosed	
Other Public Safety		Public Enterprises		Balance Outstanding Dec. 31, 1989	804,458.39
PUBLIC WORKS		Recreation-Culture		PRIOR YEARS TAXES OUTSTANDING	
Streets and Drainage	973,554.29	Public Works	2,712,652.03	Balance January 1, 1989	381,680.52
Sewers and Sewage Processing		Buildings and Grounds	936,562.51	Collected in 1989	373,142.99
Garbage and Trash Disposal		Library and Education	115,137.22	Cancelled, Abated or Adjusted 1989	2,487.83
Public Buildings and Grounds	260,901.86	Conservation		Transfers to Tax Title Liens or Foreclosed	3,978.61
Other Public Works	112,950.00	All Other		Balance December 31, 1989	2,071.09
HEALTH and WELFARE		CAPITAL DEBT AUTHORIZED, DECEMBER 31, 1989		TAX TITLE LIENS OUTSTANDING	
Health Services Except Environmental	27,344.61	ISSUED AND UNISSUED		Balance January 1, 1989	39,969.26
Welfare-Public Assistance	15,000.00	School	6,944,000.00	Transfer From Taxes	4,663.04
Hospital, Clinics, First Aid	26,000.00	Self-Liquidating		Redeemed in 1989	11,939.24
Animal, Insect, & Rodent Control	25,530.57	Other	19,037,250.00	Cancelled, Abated or Adjusted (1989)	
Other Welfare Services		Total	25,981,250.00	Transfers to Foreclosed Property	24,553.60
RECREATION and CONSERVATION		ISSUED AND OUTSTANDING		Balance December 31, 1989	8,139.46
Beaches and Boardwalks		Schaal	6,944,000.00	PROPERTY ACQUIRED BY DEED OR FORECLOSURE	
Parks, Playgrounds, Shade Trees	62,293.29	Self-Liquidating		Balance January 1, 1989	102,347.70
Land Reclamation & Conservation	367,830.70	Other	18,309,250.00	Transfers From Taxes or Liens	24,553.60
Other Recreational Services	10,000.00	Total	25,753,250.00	Sale for Cash (1989)	
EDUCATION (excluding schools)		EQUALIZED VALUATION BASIS FOR NET DEBT COMPUTATION	1,534,940,137	Cancelled, Abated or Adjusted (1989)	
Libraries		REAL PROPERTY VALUATIONS		Balance December 31, 1989	132,901.30
Other Educational Services	4,700.00	Code Class # of Parcels % VAL'N	ASSESSED VALUATION	CURRENT FINANCES DECEMBER 31, 1989	
STATUTORY EXPENDITURES		1 Vacant Land 6662 6.47	109,849,400.00	ASSETS	
Pensions & F. I. C. A.	1,076,174.40	2 Residential 11024 67.77	1,151,013,100.00	Cash Dec. 31, 1989	1,476,169.73
Employee Fringe Benefits	534,752.80	3 Farm 29 .07	1,160,000.00	Taxes Receivable	800,529.98
Other Statutory Expenditures		4a Commercial 137 3.98	67,581,700.00	Tax Title Liens	8,139.46
CETA And Other Public Employment Programs		4b Industrial 11 1.40	23,794,100.00	Foreclosed Property	132,901.30
MUNICIPAL FUNCTIONS TOTAL	10,509,403.67	4c Apartments 23 20.31	344,976,400.00	Emergencies & Other Deferred Charges	106,429.35
CAPITAL IMPROVEMENTS *MEMO*	341,700.00	Total 17886	1,698,374,700.00	State and Federal Aid Receivable	402,863.35
DEBT SERVICE		Land Area 82.50 Sq. Miles		Other Receivables	323,297.05
Principal Payments	765,500.00	Net Valuation Taxable-Municipal	1,709,253,799	Total	3,256,330.22
Interest Payments	1,337,915.42	Net Valuation Taxable-County	1,652,220,408	LIABILITIES, RESERVES, AND SURPLUS	
DEFERRED CHARGES	99,574.08	State Equalized Valuation	1,716,245,802	Cash Liabilities	1,346,485.37
SCHOOL, COUNTY, SPECIAL DISTRICT TAXES	20,250,835.69	State Equalization Ratio	99.59	Reserves for Receivables	1,270,867.79
RESERVE FOR UNCOLLECTED TAXES	594,625.34			Surplus Dec. 31, 1989	638,977.06
EXPENDITURES TOTAL	33,557,904.20			Total	3,256,330.22

*Includes County Health Service Taxes, County Vocational School Taxes, or County Open Space Tax. See Table 13.

Population 1980 1,740
 Population 1990 1,593
 S & P Rating
 Moody Rating

General Tax Rate Per \$100. 2.69
 State Equalized Tax Rate 1.92

MANNINGTON TOWNSHIP - SALEM CO.

Form of Government:
 Township Committee

Number of Members on Governing Body - 3

PER CAPITA:

Gross Debt 84.47
 Net Debt 84.47
 Debt Service 43.93
 Total Tax Levy 947.70
 Municipal Expenditures 395.21

PER CENT:

Gross Debt .20
 Net Debt .20
 Tax Levy Collected 92.47
 Tax Levy Cancelled, Abated or Adjusted .06

EXPENDITURES		REVENUES-REALIZED		1989 PROPERTY TAX	
GENERAL GOVERNMENT		REVENUES-REALIZED		STATE EQUALIZED TAX RATE	
Governing Body & Public Boards		1989 Property Taxes Collected	1,485,788.00	Local District Schaal Taxes	1.09 881,669.00
Municipal Clerk		1989 Payments in Lieu of Taxes		Regional & Consolidated Schaal Tax	
Financial Administration	13,150.00	Delinquent Tax & Lien Collections	108,979.00	Schaal Taxes in Municipal Budget	
Assessment of Taxes	7,565.00	Business Personalty Replacement Taxes	94,583.00	County Taxes	.79 636,952.05
Collection of Taxes	11,529.00	Taxes from Public Utilities	201,343.00	Caunty Library Taxes	
Planning, Hausing & Development	3,170.00	Other Miscellaneous Tax Revenues		Local Municipal Purpose Taxes	.03 25,987.00
Human Resources		State Aid Revenues	9,979.00	Veteran & Senior Citizen Taxes	22,300.00
Elections		Federal Aid Revenues		Total Taxes for Rate Computation	1.91 1,566,908.05
General Administration (other)	115,511.00	State and Local Fiscal Assistance Act Utilized		Special District Taxes	
JUDICIARY		Sale of Acquired Property	5,673.00	Bank Corp. Taxes	
Municipal Courts	15,925.00	Other Miscellaneous Revenues	119,649.00	Added and Omitted Taxes	59,847.00
PUBLIC SAFETY		Total	2,026,994.00	Total Taxes Levied - ABSTRACT	1,604,455.05
Fire Protection	14,000.00	Prior Years Surplus Appropriated	198,388.00	Total Taxes Billed	1,607,818.00
Police Protection	425.00	REVENUES TOTAL	2,225,382.00	1989 TAXES COLLECTED	1,486,788.00
Civil Defense & Disaster Central	4,007.00	Reserve Far Uncollected Taxes	106,552.00	1989 Taxes Cancelled, Abated or Adjusted	1,005.00
Environmental Inspection & Central	9,915.00	CAPITAL OUTLAY TOTAL	4,246.00	Transfer to Tax Title Liens or Foreclosed	10,865.00
Other Public Safety		Public Enterprises		Balance Outstanding Dec. 31, 1989	109,160.00
PUBLIC WORKS		Recreation-Culture		PRIOR YEARS TAXES OUTSTANDING	
Streets and Drainage	139,850.00	Public Works		Balance January 1, 1989	95,421.00
Sewers and Sewage Processing		Buildings and Grounds	4,246.00	Collected in 1989	88,048.00
Garbage and Trash Disposal	88,740.00	Library and Education		Cancelled, Abated or Adjusted 1989	
Public Buildings and Grounds	19,300.00	Conservation		Transfers to Tax Title Liens or Foreclosed	7,373.00
Other Public Works		All Other		Balance December 31, 1989	
HEALTH and WELFARE		CAPITAL DEBT AUTHORIZED, DECEMBER 31, 1989		TAX TITLE LIENS OUTSTANDING	
Health Services Except Environmental	1,170.00	ISSUED AND UNISSUED		Balance January 1, 1989	25,577.00
Welfare-Public Assistance	1,705.00	School		Transfer From Taxes	18,971.00
Hospital, Clinics, First Aid	1,000.00	Self-Liquidating		Redeemed in 1989	20,931.00
Animal, Insect, & Radent Central	5,535.00	Other	143,014	Cancelled, Abated or Adjusted (1989)	
Other Welfare Services		Total	143,014	Transfers to Foreclosed Property	
RECREATION and CONSERVATION		ISSUED AND OUTSTANDING		Balance December 31, 1989	23,617.00
Beaches and Boardwalks		Schaal		PROPERTY ACQUIRED BY DEED OR FORECLOSURE	
Parks, Playgrounds, Shade Trees		Self-Liquidating		Balance January 1, 1989	87,323.00
Land Reclamation & Conservation		Other	143,014.00	Transfers From Taxes or Liens	
Other Recreational Services	100.00	Total	143,014.00	Sale for Cash (1989)	5,673.00
EDUCATION (excluding schools)		EQUALIZED VALUATION BASIS		Cancelled, Abated or Adjusted (1989)	
Libraries		FOR NET DEBT COMPUTATION	69,774.079	Balance December 31, 1989	81,650.00
Other Educational Services		REAL PROPERTY VALUATIONS		CURRENT FINANCES DECEMBER 31, 1989	
STATUTORY EXPENDITURES		Code Class # of Parcels % VAL'N ASSESSED VALUATION		ASSETS	
Pensions & F. L. C. A.	20,002.00	1 Vacant Land 297 2.28	1,296,300.00	Cash Dec. 31, 1989	758,284.00
Employee Fringe Benefits		2 Residential 381 33.38	18,962,900.00	Taxes Receivable	109,160.00
Other Statutory Expenditures	2,100.00	3 Farm 593 29.24	16,610,000.00	Tax Title Liens	23,617.00
CETA And Other Public Employment Programs		4a Commercial 29 6.54	3,717,700.00	Foreclosed Property	81,650.00
MUNICIPAL FUNCTIONS TOTAL	487,699.00	4b Industrial 4 28.55	16,220,000.00	Emergencies & Other Deferred Charges	14,812.00
CAPITAL IMPROVEMENTS *MEMO*		4c Apartments		State and Federal Aid Receivable	1,058.00
DEBT SERVICE		Total	1304	Other Receivables	10,007.00
Principal Payments	63,300.00	Land Area 38.10 Sq. Miles		Total	998,588.00
Interest Payments	11,070.00	Net Valuation Taxable-Municipal	57,545,393	LIABILITIES, RESERVES, AND SURPLUS	
DEFERRED CHARGES	471.00	Net Valuation Taxable-County	76,102,075	Cash Liabilities	427,419.00
SCHOOL, COUNTY, SPECIAL DISTRICT TAXES	1,518,621.05	State Equalized Valuation	80,255,430	Reserves for Receivables	224,434.00
RESERVE FOR UNCOLLECTED TAXES	106,552.00	State Equalization Ratio	71.44	Surplus Dec. 31, 1989	346,735.00
EXPENDITURES TOTAL	2,187,713.05			Total	998,588.00

0318

Population 1980 2,523
 Population 1990 3,874
 S & P Rating
 Moody Rating AAA

General Tax Rate Per \$100. 1.54
 State Equalized Tax Rate 1.50

MANSFIELD TOWNSHIP - BURLINGTON CO.

Form of Government:
 Township Committee

Number of Members on Governing Body - 3

PER CAPITA:

Gross Debt 898.09
 Net Debt 204.70
 Debt Service 10.72
 Total Tax Levy 1,051.00
 Municipal Expenditures 355.45

PER CENT:

Gross Debt 1.83
 Net Debt .42
 Tax Levy Collected 95.32
 Tax Levy Cancelled, Abated or Adjusted .89

EXPENDITURES		REVENUES-REALIZED		1989 PROPERTY TAX	
GENERAL GOVERNMENT		REVENUES-REALIZED		STATE EQUALIZED TAX RATE	
Governing Body & Public Boards		1989 Property Taxes Collected	3,833,396.00	Local District School Taxes	.52 1,308,878.00
Municipal Clerk		1989 Payments in Lieu of Taxes		Regional & Consolidated School Tax	.43 1,092,543.97
Financial Administration	30,739.00	Delinquent Tax & Lien Collections	78,941.00	School Taxes in Municipal Budget	
Assessment of Taxes	31,435.00	Business Personality Replacement Taxes	30,529.00	County Taxes	.52 1,329,070.86
Collection of Taxes	30,236.00	Taxes from Public Utilities	334,691.00	County Library Taxes	.03 76,061.01
Planning, Housing & Development	22,433.00	Other Miscellaneous Tax Revenues		Local Municipal Purpose Taxes	
Human Resources	3,000.00	State Aid Revenues	26,181.00	Veteran & Senior Citizen Taxes	55,750.00
Elections	1,427.00	Federal Aid Revenues		Total Taxes far Rate Computation	1.50 3,862,303.84
General Administration (other)	177,200.00	State and Local Fiscal Assistance Act Utilized		Special District Taxes	4,330.00
JUDICIARY		Sale of Acquired Property		Bank Corp. Taxes	
Municipal Courts	110,197.00	Other Miscellaneous Revenues	467,003.00	Added and Omitted Taxes	260,689.00
PUBLIC SAFETY		Total	4,820,741.00	Total Taxes Levied - ABSTRACT	4,071,572.84
Fire Protection	32,150.00	Prior Years Surplus Appropriated	625,000.00	Total Taxes Billed	4,073,907.00
Police Protection	141,593.00	REVENUES TOTAL	5,445,741.00	1989 TAXES COLLECTED	3,883,396.00
Civil Defense & Disaster Control	4,500.00	Reserve Far Uncollected Taxes	152,640.00	1989 Taxes Cancelled, Abated or Adjusted	36,233.00
Environmental Inspection & Control	41,637.00	CAPITAL OUTLAY TOTAL	453,100.00	Transfer to Tax Title Liens or Foreclosed	4,076.00
Other Public Safety		Public Enterprises		Balance Outstanding Dec. 31, 1989	150,202.00
PUBLIC WORKS		Recreation-Culture		PRIOR YEARS TAXES OUTSTANDING	
Streets and Drainage	77,111.00	Public Works	1,466.00	Balance January 1, 1989	79,580.00
Sewers and Sewage Processing		Buildings and Grounds	431,634.00	Collected in 1989	73,941.00
Garbage and Trash Disposal	152,500.00	Library and Education		Cancelled, Abated or Adjusted 1989	
Public Buildings and Grounds	32,000.00	Conservation		Transfers to Tax Title Liens or Foreclosed	399.00
Other Public Works		All Other		Balance December 31, 1989	240.00
HEALTH and WELFARE		CAPITAL DEBT AUTHORIZED, DECEMBER 31, 1989		TAX TITLE LIENS OUTSTANDING	
Health Services Except Environmental	2,200.00	ISSUED AND UNISSUED		Balance January 1, 1989	12,010.00
Welfare-Public Assistance	3,975.00	School	2,686,193	Transfer From Taxes	4,530.00
Hospital, Clinics, First Aid		Self-Liquidating	793,000	Redeemed in 1989	
Animal, Insect, & Radent Control	2,500.00	Other	793,000	Cancelled, Abated or Adjusted (1989)	
Other Welfare Services		Total	3,479,193	Transfers to Foreclosed Property	
RECREATION and CONSERVATION		ISSUED AND OUTSTANDING		Balance December 31, 1989	16,540.00
Beaches and Boardwalks		School	2,686,193.59	PROPERTY ACQUIRED BY DEED OR FORECLOSURE	
Parks, Playgrounds, Shade Trees		Self-Liquidating		Balance January 1, 1989	
Land Reclamation & Conservation	12,950.00	Other	672,100.00	Transfers From Taxes or Liens	
Other Recreational Services	24,245.00	Total	3,358,293.59	Sole for Cash (1989)	
EDUCATION (excluding schools)		EQUALIZED VALUATION BASIS FOR NET DEBT COMPUTATION	190,392,029	Cancelled, Abated or Adjusted (1989)	
Libraries		REAL PROPERTY VALUATIONS		Balance December 31, 1989	
Other Educational Services		Code Class # of Parcels % VAL'N ASSESSED VALUATION		CURRENT FINANCES DECEMBER 31, 1989	
STATUTORY EXPENDITURES		1 Vacant Land 358 5.72 16,491,700.00		ASSETS	
Pensions & F. I. C. A.	52,751.00	2 Residential 1250 69.25 167,383,500.00		Cash Dec. 31, 1989	1,466,955.00
Employee Fringe Benefits	137,000.00	3 Farm 433 13.03 31,961,900.00		Taxes Receivable	150,442.00
Other Statutory Expenditures	1,200.00	4a Commercial 69 9.40 23,041,500.00		Tax Title Liens	16,540.00
CETA And Other Public Employment Programs		4b Industrial 3 1.90 4,300,300.00		Foreclosed Property	
MUNICIPAL FUNCTIONS TOTAL	1,147,629.00	4c Apartments 10 .64 1,565,900.00		Emergencies & Other Deferred Charges	64,969.00
CAPITAL IMPROVEMENTS *MEMO*		Total 2121 245,244,700.00		State and Federal Aid Receivable	3,529.00
DEBT SERVICE		DEFERRED CHARGES		Other Receivables	
Principal Payments	33,000.00	SCHOOL, COUNTY, SPECIAL DISTRICT TAXES	3,810,823.94	Total	1,700,435.00
Interest Payments	6,537.00	RESERVE FOR UNCOLLECTED TAXES	152,640.00	LIABILITIES, RESERVES, AND SURPLUS	
DEFERRED CHARGES		EXPENDITURES TOTAL	5,187,895.94	Cash Liabilities	852,439.00
SCHOOL, COUNTY, SPECIAL DISTRICT TAXES	3,810,823.94			Reserves far Receivables	166,982.00
RESERVE FOR UNCOLLECTED TAXES	152,640.00			Surplus Dec. 31, 1989	681,014.00
EXPENDITURES TOTAL				Total	1,700,435.00

Population 1980 5,780
 Population 1990 7,154
 S & P Rating
 Moody Rating

General Tax Rate Per \$100. 2.41
 State Equalized Tax Rate 1.82

MANSFIELD TOWNSHIP - WARREN CO.

Form of Government:

Township Committee

Number of Members on Governing Body - 5

PER CAPITA:

Gross Debt 101.84
 Net Debt 46.20
 Debt Service
 Total Tax Levy 893.00
 Municipal Expenditures 300.68

PER CENT:

Gross Debt .24
 Net Debt .11
 Tax Levy Collected 94.20
 Tax Levy Cancelled, Abated or Adjusted .28

EXPENDITURES		REVENUES-REALIZED		1989 PROPERTY TAX	
GENERAL GOVERNMENT		REVENUES		STATE EQUALIZED TAX RATE	
Governing Body & Public Boards		1989 Property Taxes Collected	6,027,272.31	Local District School Taxes	.49
Municipal Clerk		1989 Payments in Lieu of Taxes		Regional & Consolidated School Tax	.58
Financial Administration	34,750.00	Delinquent Tax & Lien Collections	246,732.11	School Taxes in Municipal Budget	
Assessment of Taxes	29,108.51	Business Personalty Replacement Taxes	48,308.68	County Taxes	.59
Collection of Taxes	34,120.36	Taxes from Public Utilities	536,269.00	County Library Taxes	.03
Planning, Housing & Development	69,339.27	Other Miscellaneous Tax Revenues		Local Municipal Purpose Taxes	.13
Human Resources	31,237.00	State Aid Revenues	36,115.01	Veteran & Senior Citizen Taxes	
Elections	2,000.00	Federal Aid Revenues		Total Taxes for Rate Computation	1.82
General Administration (other)	237,403.13	State and Local Fiscal Assistance Act Utilized		Special District Taxes	
		Sale of Acquired Property	47,695.00	Bank Corp. Taxes	
		Other Miscellaneous Revenues	439,144.26	Added and Omitted Taxes	141,659.44
		Total	7,431,535.37	Total Taxes Levied - ABSTRACT	6,388,531.83
		Prior Years Surplus Appropriated	600,000.00	Total Taxes Billed	6,398,175.13
		REVENUES TOTAL	8,031,535.37	1989 TAXES COLLECTED	6,027,272.31
		Reserve For Uncollected Taxes	369,573.43	1989 Taxes Cancelled, Abated or Adjusted	18,194.38
		CAPITAL OUTLAY TOTAL	14,726.00	Transfer to Tax Title Liens or Foreclosed	50,742.55
				Balance Outstanding Dec. 31, 1989	301,965.89
JUDICIARY		Public Enterprises		PRIOR YEARS TAXES OUTSTANDING	
Municipal Courts	40,060.00	Recreation-Culture		Balance January 1, 1989	290,583.90
PUBLIC SAFETY		Public Works	14,726.00	Collected in 1989	247,431.75
Fire Protection	119,359.97	Buildings and Grounds		Cancelled, Abated or Adjusted 1989	17,707.25
Police Protection	417,833.77	Library and Education		Transfers to Tax Title Liens or Foreclosed	18,418.52
Civil Defense & Disaster Control	662.78	Conservation		Balance December 31, 1989	7,026.38
Environmental Inspection & Control	37,800.00	All Other		TAX TITLE LIENS OUTSTANDING	
Other Public Safety				Balance January 1, 1989	95,752.74
PUBLIC WORKS		CAPITAL DEBT AUTHORIZED, DECEMBER 31, 1989		Transfer From Taxes	72,748.68
Streets and Drainage	364,049.00	ISSUED AND UNISSUED	GROSS DEBT	Redeemed in 1989	92.06
Sewers and Sewage Processing		School	398,000	Cancelled, Abated or Adjusted (1989)	498.04
Garbage and Trash Disposal	19,011.18	Self-Liquidating		Transfers to Foreclosed Property	
Public Buildings and Grounds	13,000.00	Other	330,550	Balance December 31, 1989	167,911.32
Other Public Works	14,235.00	Total	728,550	PROPERTY ACQUIRED BY DEED OR FORECLOSURE	
HEALTH and WELFARE		ISSUED AND OUTSTANDING		Balance January 1, 1989	252,475.00
Health Services Except Environmental	1,285.00	School	398,000.00	Transfers From Taxes or Liens	
Welfare-Public Assistance	34,245.00	Self-Liquidating		Sale for Cash (1989)	43,600.00
Hospital, Clinics, First Aid	3,000.00	Other		Cancelled, Abated or Adjusted (1989)	
Animal, Insect, & Rodent Control		Total	398,000.00	Balance December 31, 1989	208,875.00
Other Welfare Services		EQUALIZED VALUATION BASIS		CURRENT FINANCES DECEMBER 31, 1989	
RECREATION and CONSERVATION		FOR NET DEBT COMPUTATION	305,929,929	ASSETS	
Beaches and Boardwalks		REAL PROPERTY VALUATIONS		Cash Dec. 31, 1989	2,610,169.99
Parks, Playgrounds, Shade Trees		Code Class # of Parcels % VAL'N	ASSESSED VALUATION	Taxes Receivable	308,992.27
Land Reclamation & Conservation	6,621.40	1 Vacant Land 693 6.20	15,993,010.00	Tax Title Liens	167,911.32
Other Recreational Services	23,225.00	2 Residential 1493 64.97	167,657,450.00	Foreclosed Property	208,875.00
EDUCATION (excluding schools)		3 Farm 324 5.94	15,351,150.00	Emergencies & Other Deferred Charges	7,197.61
Libraries		4a Commercial 40 6.26	16,146,000.00	State and Federal Aid Receivable	
Other Educational Services		4b Industrial 9 5.40	13,937,500.00	Other Receivables	47,245.32
STATUTORY EXPENDITURES		4c Apartments 4 11.23	28,934,000.00	Total	3,350,391.51
Pensions & F. I. C. A.	130,821.00	Total	258,069,110.00	LIABILITIES, RESERVES, AND SURPLUS	
Employee Fringe Benefits	59,000.00	Land Area 29.55 Sq. Miles		Cash Liabilities	2,109,939.40
Other Statutory Expenditures		Net Valuation Taxable-Municipal	259,658,326	Reserves for Receivables	733,023.91
CETA And Other Public Employment Programs		Net Valuation Taxable-County	326,550,068	Surplus Dec. 31, 1989	507,428.20
MUNICIPAL FUNCTIONS		State Equalized Valuation	342,860,189	Total	3,350,391.51
CAPITAL IMPROVEMENTS	3,000.00	State Equalization Ratio	75.62		
DEBT SERVICE					
Principal Payments					
Interest Payments					
DEFERRED CHARGES					
SCHOOL, COUNTY, SPECIAL DISTRICT TAXES	5,787,315.21				
RESERVE FOR UNCOLLECTED TAXES	369,573.43				
EXPENDITURES TOTAL	7,933,363.34				

Population 1980 433
Population 1990 334
S & P Rating
Moody Rating

General Tax Rate Per \$100. 1.16
State Equalized Tax Rate .65

MANTOLOKING BOROUGH - OCEAN CO.

Form of Government:

Borough Council

Number of Members on Governing Body - 6

PER CAPITA:

Gross Debt 1,221.93
Net Debt 1,221.93
Debt Service 231.13
Total Tax Levy 4,352.57
Municipal Expenditures 4,174.58

PER CENT:

Gross Debt .11
Net Debt .11
Tax Levy Collected 95.71
Tax Levy Cancelled, Abated or Adjusted .10

Table with columns for EXPENDITURES, REVENUES-REALIZED, CAPITAL OUTLAY, CAPITAL DEBT AUTHORIZED, REAL PROPERTY VALUATIONS, and 1989 PROPERTY TAX. Includes sub-sections like GENERAL GOVERNMENT, JUDICIARY, PUBLIC SAFETY, PUBLIC WORKS, HEALTH and WELFARE, RECREATION and CONSERVATION, EDUCATION, STATUTORY EXPENDITURES, MUNICIPAL FUNCTIONS, CAPITAL IMPROVEMENTS, DEBT SERVICE, DEFERRED CHARGES, and SCHOOL, COUNTY, SPECIAL DISTRICT TAXES.

0310
 Population 1980 9,193
 Population 1990 10,074
 S & P Rating
 Moody Rating AAA

General Tax Rate Per \$100. 3.25
 State Equalized Tax Rate 2.49

MANTUA TOWNSHIP - GLOUCESTER CO.

Form of Government:
 Township Committee

Number of Members on Governing Body - 5

PER CAPITA: PER CENT:
 Gross Debt 283.81 Gross Debt 1.09
 Net Debt 154.01 Net Debt .59
 Debt Service 27.87 Tax Levy Collected 95.04
 Total Tax Levy 810.84 Tax Levy Cancelled, Abated
 Municipal Expenditures 386.70 or Adjusted 110

EXPENDITURES		REVENUES-REALIZED		1989 PROPERTY TAX	
GENERAL GOVERNMENT				STATE EQUALIZED TAX RATE	
Governing Body & Public Boards		1989 Property Taxes Collected	7,766,505.47	Local District School Taxes	.55 1,724,572.25
Municipal Clerk		1989 Payments in Lieu of Taxes		Regional & Consolidated School Tax	.75 2,360,568.32
Financial Administration	32,933.00	Delinquent Tax & Lien Collections	336,441.40	School Taxes in Municipal Budget	
Assessment of Taxes	36,240.00	Business Personalty Replacement Taxes	60,696.04	County Taxes	.69 2,172,497.98
Collection of Taxes	40,762.00	Taxes from Public Utilities	594,578.00	County Library Taxes	.02 61,736.82
Planning, Hausing & Development	84,120.00	Other Miscellaneous Tax Revenues		Local Municipal Purpose Taxes	.48 1,529,935.37
Human Resources	35,039.35	State Aid Revenues	132,715.93	Veteran & Senior Citizen Taxes	
Electians		Federal Aid Revenues		Total Taxes far Rate Computation	2.49 7,954,910.74
General Administration (other)	472,206.54	State and Local Fiscal Assistance Act Utilized		Special District Taxes	
JUDICIARY		Sale of Acquired Property		Bank Corp. Taxes	
Municipal Courts	39,575.00	Other Miscellaneous Revenues	576,381.70	Added and Omitted Taxes	319,120.50
PUBLIC SAFETY		Total	9,517,318.54	Total Taxes Levied - ABSTRACT	8,168,431.24
Fire Protection	97,311.15	Prior Years Surplus Appropriated	701,000.00	Total Taxes Billed	8,171,653.84
Police Protection	870,440.65	REVENUES TOTAL	10,218,318.54	1989 TAXES COLLECTED	7,766,505.47
Civil Defense & Disaster Central		Reserve Far Uncollected Taxes	461,950.00	1989 Taxes Cancelled, Abated or Adjusted	7,903.56
Environmental Inspection & Central	115,399.10	CAPITAL OUTLAY TOTAL	369,087.38	Transfer to Tax Title Liens or Fareclosed	24,108.50
Other Public Safety				Balance Outstanding Dec. 31, 1989	373,136.31
PUBLIC WORKS		Public Enterprises		PRIOR YEARS TAXES OUTSTANDING	
Streets and Drainage	155,133.51	Recreation-Culture		Balance January 1, 1989	372,527.69
Sewers and Sewage Processing	1,807.00	Public Works	144,495.00	Collected in 1989	317,906.21
Garbage and Trash Disposal	631,015.00	Buildings and Grounds	224,592.38	Cancelled, Abated or Adjusted 1989	350.31
Public Buildings and Grounds	30,891.00	Library and Education		Transfers to Tax Title Liens or Fareclosed	10,447.82
Other Public Works	19,000.00	Conservation		Balance December 31, 1989	43,823.35
HEALTH and WELFARE		All Other		TAX TITLE LIENS OUTSTANDING	
Health Services Except Environmental	2,512.00			Balance January 1, 1989	86,168.56
Welfare-Public Assistance	3,200.00	CAPITAL DEBT AUTHORIZED, DECEMBER 31, 1989		Transfer From Taxes	11,640.08
Hospital, Clinics, First Aid		ISSUED AND UNISSUED	GROSS DEBT	Redeemed in 1989	18,535.19
Animal, Insect, & Radent Central		School	1,307,586	Cancelled, Abated or Adjusted (1989)	
Other Welfare Services		Self-Liquidating		Transfers to Fareclosed Property	
RECREATION and CONSERVATION		Other	1,551,500	Balance December 31, 1989	79,273.45
Beaches and Boardwalks		Total	2,859,086	PROPERTY ACQUIRED BY DEED OR FORECLOSURE	
Parks, Playgrounds, Shade Trees		ISSUED AND OUTSTANDING		Balance January 1, 1989	2,073,400.00
Land Reclamation & Conservation	4,298.99	School	1,307,586.30	Transfers From Taxes or Liens	
Other Recreational Services	26,936.77	Self-Liquidating		Sale for Cash (1989)	
EDUCATION (excluding schools)		Other	1,551,500.00	Cancelled, Abated or Adjusted (1989)	
Libraries		Total	2,359,086.30	Balance December 31, 1989	2,073,400.00
Other Educational Services	4,000.00	EQUALIZED VALUATION BASIS FOR NET DEBT COMPUTATION		CURRENT FINANCES DECEMBER 31, 1989	
STATUTORY EXPENDITURES		REAL PROPERTY VALUATIONS		ASSETS	
Pensions & F. L. C. A.	193,034.48	Code Class # of Parcels % VAL'N	ASSESSED VALUATION	Cash Dec. 31, 1989	1,488,718.88
Employee Fringe Benefits	163,482.36	1 Vacant Land 556 5.53	13,204,700.00	Taxes Receivable	416,959.66
Other Statutory Expenditures	11,000.00	2 Residential 2705 73.36	175,142,000.00	Tax Title Liens	79,273.45
CETA And Other Public Employment Programs		3 Farm 356 5.72	13,651,100.00	Foreclosed Property	2,073,400.00
MUNICIPAL FUNCTIONS TOTAL		4a Cammercial 133 12.03	28,721,800.00	Emergencies & Other Deferred Charges	148,945.41
CAPITAL IMPROVEMENTS *MEMO*		4b Industrial 10 3.15	7,526,700.00	State and Federal Aid Receivable	8,546.18
DEBT SERVICE		4c Apartments 5 .21	495,600.00	Other Receivables	40,676.83
Principal Payments	175,000.00	Total	3765	Total	4,256,520.41
Interest Payments	105,807.00	Land Area 15.96 Sq. Miles	238,741,900.00	LIABILITIES, RESERVES, AND SURPLUS	
DEFERRED CHARGES		Net Valuation Taxable-Municipal	241,601,410	Cash Liabilities	578,580.57
SCHOOL, COUNTY, SPECIAL DISTRICT TAXES	6,319,375.37	Net Valuation Taxable-County	278,471,579	Reserves for Receivables	2,610,309.94
RESERVE FOR UNCOLLECTED TAXES	461,950.00	State Equalized Valuation	314,940,425	Surplus Dec. 31, 1989	1,067,629.90
EXPENDITURES TOTAL		State Equalization Ratio	76.50	Total	4,256,520.41

1811

Population 1980 11,278
 Population 1990 10,567
 S & P Rating
 Moody Rating BAA

General Tax Rate Per \$100. 3.68
 State Equalized Tax Rate 1.79

MANVILLE BOROUGH - SOMERSET CO.

Form of Government:
 Borough Council

Number of Members on Governing Body - 6

PER CAPITA: Gross Debt 512.17 PER CENT: Gross Debt 1.09
 Net Debt 402.38 Net Debt .85
 Debt Service 38.33 Tax Levy Collected 95.33
 Total Tax Levy 947.13 Tax Levy Cancelled, Abated
 Municipal Expenditures 513.70 or Adjusted .12

EXPENDITURES		REVENUES-REALIZED		1989 PROPERTY TAX	
GENERAL GOVERNMENT		1989 Property Taxes Collected		STATE EQUALIZED TAX RATE	
Governing Body & Public Boards			9,552,437.07	Local District School Taxes	5,432,174.55
Municipal Clerk				Regional & Consolidated School Tax	
Financial Administration	101,802.89			School Taxes in Municipal Budget	
Assessment of Taxes	17,316.00			County Taxes	2,228,310.80
Collection of Taxes	64,125.00			County Library Taxes	
Planning, Housing & Development	17,850.00			Local Municipal Purpose Taxes	2,335,278.59
Human Resources	13,355.00			Veteran & Senior Citizen Taxes	211,150.00
Elections	2,200.00			Total Taxes for Rate Computation	10,206,913.94
General Administration (other)	552,471.05			Special District Taxes	
JUDICIARY				Bank Corp. Taxes	
Municipal Courts	69,230.39			Added and Omitted Taxes	12,565.41
PUBLIC SAFETY				Total Taxes Levied - ABSTRACT	10,008,329.35
Fire Protection	63,673.93			Total Taxes Billed	10,020,249.28
Police Protection	1,067,367.33			1989 TAXES COLLECTED	
Civil Defense & Disaster Control	4,000.00			1989 Taxes Cancelled, Abated or Adjusted	11,761.28
Environmental Inspection & Control	33,909.00			Transfer to Tax Title Liens or Foreclosed	8,858.36
Other Public Safety				Balance Outstanding Dec. 31, 1989	447,192.57
PUBLIC WORKS				PRIOR YEARS TAXES OUTSTANDING	
Streets and Drainage	530,741.00			Balance January 1, 1989	383,471.69
Sewers and Sewage Processing	315,825.00			Collected in 1989	377,678.18
Garbage and Trash Disposal	302,735.00			Cancelled, Abated or Adjusted 1989	112.30
Public Buildings and Grounds	37,500.00			Transfers to Tax Title Liens or Foreclosed	
Other Public Works	29,000.00			Balance December 31, 1989	5,681.21
HEALTH and WELFARE				TAX TITLE LIENS OUTSTANDING	
Health Services Except Environmental	53,841.00			Balance January 1, 1989	30,304.74
Welfare-Public Assistance	20,212.00			Transfer From Taxes	8,358.36
Hospital, Clinics, First Aid				Redeemed in 1989	
Animal, Insect, & Rodent Control	25,551.00			Cancelled, Abated or Adjusted (1989)	
Other Welfare Services				Transfers to Foreclosed Property	
RECREATION and CONSERVATION				Balance December 31, 1989	45,163.10
Beaches and Boardwalks				PROPERTY ACQUIRED BY DEED OR FORECLOSURE	
Parks, Playgrounds, Shade Trees	69,155.00			Balance January 1, 1989	32,145.00
Land Reclamation & Conservation	2,500.00			Transfers From Taxes or Liens	
Other Recreational Services	50,915.00			Sale for Cash (1989)	
EDUCATION (excluding schools)				Cancelled, Abated or Adjusted (1989)	
Libraries	171,255.00			Balance December 31, 1989	32,145.00
Other Educational Services				CURRENT FINANCES DECEMBER 31, 1989	
STATUTORY EXPENDITURES				ASSETS	
Pensions & F. L. C. A.	304,700.75			Cash Dec. 31, 1989	1,138,069.87
Employee Fringe Benefits	243,814.00			Taxes Receivable	452,873.73
Other Statutory Expenditures				Tax Title Liens	45,163.10
CETA And Other Public Employment Programs				Foreclosed Property	32,145.00
MUNICIPAL FUNCTIONS TOTAL				Emergencies & Other Deferred Charges	7,332.25
CAPITAL IMPROVEMENTS * * * * *				State and Federal Aid Receivable	291.95
DEBT SERVICE				Other Receivables	163,967.09
Principal Payments	263,000.00			Total	1,840,393.04
Interest Payments	142,606.75			LIABILITIES, RESERVES, AND SURPLUS	
DEFERRED CHARGES				Cash Liabilities	744,576.30
SCHOOL, COUNTY, SPECIAL DISTRICT TAXES	7,660,435.35			Reserves for Receivables	694,148.97
RESERVE FOR UNCOLLECTED TAXES	473,000.00			Surplus Dec. 31, 1989	401,667.77
EXPENDITURES TOTAL	13,003,714.13			Total	1,840,393.04
		CAPITAL OUTLAY TOTAL			
		Public Enterprises		900.02	
		Recreation-Culture		13,985.25	
		Public Works		799,506.44	
		Buildings and Grounds		3,645.00	
		Library and Education			
		Conservation			
		All Other			
		CAPITAL DEBT AUTHORIZED, DECEMBER 31, 1989			
		ISSUED AND UNISSUED		GROSS DEBT	
		School		1,090,500.00	
		Self-Liquidating		69,650.00	
		Other		4,251,982.00	
		Total		5,412,132.00	
		ISSUED AND OUTSTANDING		NET DEBT	
		School		1,090,500.00	
		Self-Liquidating		15,000.00	
		Other		1,304,000.00	
		Total		2,409,500.00	
		EQUALIZED VALUATION BASIS		498,054,651	
		FOR NET DEBT COMPUTATION			
		REAL PROPERTY VALUATIONS		ASSESSED VALUATION	
		Code	Class	# of Parcels	% VAL'N
		1	Vacant Land	234	1.43
		2	Residential	3241	80.45
		3	Farm	6	
		4a	Commercial	127	7.55
		4b	Industrial	22	9.83
		4c	Apartments	10	.51
		Total		3540	
		Land Area	2.50	Sq. Miles	
		Net Valuation Taxable-Municipal		271,776,905	
		Net Valuation Taxable-County		540,098,714	
		State Equalized Valuation		558,348,076	
		State Equalization Ratio		49.64	

0319

Population 1980 20,525
 Population 1990 19,211
 S & P Rating
 Moody Rating A

General Tax Rate Per \$100. 2.22
 State Equalized Tax Rate 2.07

MAPLE SHADE TWP. - BURLINGTON CO.

Form of Government:

Council-Manager Plan E (OMCL 50)

Number of Members on Governing Body - 5

PER CAPITA:
 Gross Debt 1,430.03
 Net Debt 328.29
 Debt Service 42.78
 Total Tax Levy 760.68
 Municipal Expenditures 296.05

PER CENT:
 Gross Debt 4.35
 Net Debt 1.00
 Tax Levy Collected 95.25
 Tax Levy Cancelled, Abated or Adjusted 2.13

EXPENDITURES		REVENUES-REALIZED		1989 PROPERTY TAX	
GENERAL GOVERNMENT		1989 Property Taxes Collected		STATE EQUALIZED TAX RATE	
Governing Body & Public Boards	9,345.00	1989 Payments in Lieu of Taxes	13,934,534.40	Local District School Taxes	1.06
Municipal Clerk	31,215.00	Delinquent Tax & Lien Collections	307,069.83	Regional & Consolidated School Tax	
Financial Administration	29,500.00	Business Personalty Replacement Taxes	114,045.19	School Taxes in Municipal Budget	
Assessment of Taxes	80,715.00	Taxes from Public Utilities	1,018,605.00	County Taxes	.53
Collection of Taxes	57,559.00	Other Miscellaneous Tax Revenues		County Library Taxes	.03
Planning, Housing & Development	20,100.00	State Aid Revenues	195,224.24	Local Municipal Purpose Taxes	.44
Human Resources	82,071.53	Federal Aid Revenues		Veteran & Senior Citizen Taxes	
Elections		Federal Aid Revenues		Total Taxes for Rate Computation	2.06
General Administration (other)	356,490.00	State and Local Fiscal Assistance Act Utilized		Special District Taxes	
JUDICIARY		Sale of Acquired Property		Bank Corp. Taxes	
Municipal Courts	46,903.00	Other Miscellaneous Revenues	477,995.71	Added and Omitted Taxes	121,275.39
PUBLIC SAFETY		Total	16,047,474.37	Total Taxes Levied - ABSTRACT	14,613,363.41
Fire Protection	110,000.00	Prior Years Surplus Appropriated	620,000.00	Total Taxes Billed	14,629,220.23
Police Protection	1,514,816.76	REVENUES TOTAL	16,667,474.37	1989 TAXES COLLECTED	13,934,534.40
Civil Defense & Disaster Control	9,275.00	Reserve For Uncollected Taxes	592,611.32	1989 Taxes Cancelled, Abated or Adjusted	311,003.22
Environmental Inspection & Control	65,343.00	CAPITAL OUTLAY TOTAL	951,411.07	Transfer to Tax Title Liens or Foreclosed	
Other Public Safety		Public Enterprises		Balance Outstanding Dec. 31, 1989	383,682.61
PUBLIC WORKS		Recreation-Culture		PRIOR YEARS TAXES OUTSTANDING	
Streets and Drainage	404,033.70	Public Works	66,678.00	Balance January 1, 1989	332,272.30
Sewers and Sewage Processing	663,329.00	Buildings and Grounds	884,733.07	Collected in 1989	307,069.83
Garbage and Trash Disposal		Library and Education		Cancelled, Abated or Adjusted 1989	14,490.13
Public Buildings and Grounds	41,978.00	Conservation		Transfers to Tax Title Liens or Foreclosed	7,550.00
Other Public Works		All Other		Balance December 31, 1989	3,162.34
HEALTH and WELFARE		CAPITAL DEBT AUTHORIZED, DECEMBER 31, 1989		TAX TITLE LIENS OUTSTANDING	
Health Services Except Environmental	7,000.00	ISSUED AND UNISSUED		Balance January 1, 1989	18.53
Welfare-Public Assistance	53,318.00	Schaal	675,000.00	Transfer From Taxes	
Hospital, Clinics, First Aid		Self-Liquidating	23,241,395	Redeemed in 1989	
Animal, Insect, & Rodent Control		Other	3,555,956	Cancelled, Abated or Adjusted (1989)	
Other Welfare Services		Total	27,472,351	Transfers to Foreclosed Property	
RECREATION and CONSERVATION		ISSUED AND OUTSTANDING		Balance December 31, 1989	18.53
Beaches and Boardwalks		Schaal	675,000.00	PROPERTY ACQUIRED BY DEED OR FORECLOSURE	
Parks, Playgrounds, Shade Trees		Self-Liquidating	23,240,645.00	Balance January 1, 1989	106,837.87
Land Reclamation & Conservation	2,233.30	Other	3,495,206.00	Transfers From Taxes or Liens	
Other Recreational Services	25,000.00	Total	27,410,851.00	Sale for Cash (1989)	61,000.00
EDUCATION (excluding schools)		EQUALIZED VALUATION BASIS FOR NET DEBT COMPUTATION	631,660,444	Cancelled, Abated or Adjusted (1989)	
Libraries	36,942.00	REAL PROPERTY VALUATIONS		Balance December 31, 1989	45,837.87
Other Educational Services		Code Class # of Parcels % VAL'N ASSESSED VALUATION		CURRENT FINANCES DECEMBER 31, 1989	
STATUTORY EXPENDITURES		1 Vacant Land 184 1.28 8,316,600.00		ASSETS	
Pensions & F. L. C. A.	273,618.47	2 Residential 4579 58.35 379,641,700.00		Cash Dec. 31, 1989	2,749,050.55
Employee Fringe Benefits	177,600.00	3 Farm 2 .01 89,000.00		Taxes Receivable	386,844.95
Other Statutory Expenditures		4a Commercial 225 16.92 110,061,800.00		Tax Title Liens	18.53
CETA And Other Public Employment Programs		4b Industrial 25 1.70 11,039,000.00		Foreclosed Property	45,837.87
MUNICIPAL FUNCTIONS TOTAL	4,159,945.76	4c Apartments 24 21.74 141,449,400.00		Emergencies & Other Deferred Charges	.72
CAPITAL IMPROVEMENTS *MEMO*	47,000.00	Total 5039 650,597,500.00		State and Federal Aid Receivable	25,971.35
DEBT SERVICE		Land Area 3.72 Sq. Miles		Other Receivables	127,633.05
Principal Payments	562,266.00	Net Valuation Taxable-Municipal	653,046,065	Total	3,335,362.02
Interest Payments	259,539.24	Net Valuation Taxable-County	648,407,217	LIABILITIES, RESERVES, AND SURPLUS	
DEFERRED CHARGES		State Equalized Valuation	699,691,626	Cash Liabilities	1,566,443.50
SCHOOL, COUNTY, SPECIAL DISTRICT TAXES	11,384,038.02	State Equalization Ratio	93.31	Reserves for Receivables	560,339.40
RESERVE FOR UNCOLLECTED TAXES	592,611.32			Surplus Dec. 31, 1989	1,208,579.12
EXPENDITURES TOTAL	17,071,521.72			Total	3,335,362.02

0711
 Population 1980 22,753
 Population 1990 21,052
 S & P Rating
 Moody Rating AA

General Tax Rate Per \$100. 2.13
 State Equalized Tax Rate 2.25

MAPLEWOOD TOWNSHIP - ESSEX COUNTY

Form of Government:

Township Committee

Number of Members on Governing Body - 5

PER CAPITA: Grass Debt 563.34 PER CENT: Gross Debt .26
 Net Debt 374.79 Net Debt .17
 Debt Service 24.87 Tax Levy Collected 93.04
 Total Tax Levy 1,550.02 Tax Levy Cancelled, Abated
 Municipal Expenditures 620.50 or Adjusted

EXPENDITURES		REVENUES-REALIZED		1989 PROPERTY TAX	
GENERAL GOVERNMENT				STATE EQUALIZED TAX RATE 1.05	
Governing Body & Public Boards		1989 Property Taxes Collected	32,936,129.47	Local District School Taxes	15,650,741.09
Municipal Clerk		1989 Payments in Lieu of Taxes	405,286.55	Regional & Consolidated School Tax	
Financial Administration	52,470.17	Delinquent Tax & Lien Collections	489,145.53	School Taxes in Municipal Budget	
Assessment of Taxes	30,429.57	Business Personalty Replacement Taxes	296,571.72	County Taxes	8,820,000.77
Collection of Taxes	102,929.54	Taxes from Public Utilities	1,244,433.00	County Library Taxes	
Planning, Housing & Development	20,912.40	Other Miscellaneous Tax Revenues		Local Municipal Purpose Taxes	9,066,671.87
Human Resources	110,749.65	State Aid Revenues	247,752.87	Veteran & Senior Citizen Taxes	185,500.00
Elections		Federal Aid Revenues		Total Taxes for Rate Computation	33,730,913.73
General Administration (other)	1,403,301.28	State and Local Fiscal Assistance Act Utilized		Special District Taxes	
JUDICIARY		Sale of Acquired Property		Bank Corp. Taxes	
Municipal Courts	121,153.35	Other Miscellaneous Revenues	1,354,344.90	Added and Omitted Taxes	15,708.88
PUBLIC SAFETY		Total	36,974,234.09	Total Taxes Levied - ABSTRACT	33,561,122.61
Fire Protection	1,882,971.93	Prior Years Surplus Appropriated	700,000.00	Total Taxes Billed	33,595,456.56
Police Protection	2,322,750.17	REVENUES TOTAL	37,574,234.09	1989 TAXES COLLECTED	32,936,199.47
Civil Defense & Disaster Control	13,345.67	Reserve For Uncollected Taxes	847,000.00	1989 Taxes Cancelled, Abated or Adjusted	933.06
Environmental Inspection & Control	171,939.53	CAPITAL OUTLAY TOTAL	1,896,218.42	Transfer to Tax Title Liens or Foreclosed	2,562.34
Other Public Safety		Public Enterprises		Balance Outstanding Dec. 31, 1989	655,701.69
PUBLIC WORKS		Recreation-Culture		PRIOR YEARS TAXES OUTSTANDING	
Streets and Drainage	511,658.85	Public Works	1,414,534.19	Balance January 1, 1989	489,145.58
Sewers and Sewage Processing	965,597.21	Buildings and Grounds	481,634.29	Collected in 1989	489,145.58
Garbage and Trash Disposal	255,951.67	Library and Education		Cancelled, Abated or Adjusted 1989	
Public Buildings and Grounds	361,530.22	Conservation		Transfers to Tax Title Liens or Foreclosed	
Other Public Works	389,531.84	All Other		Balance December 31, 1989	
HEALTH and WELFARE		CAPITAL DEBT AUTHORIZED, DECEMBER 31, 1989		TAX TITLE LIENS OUTSTANDING	
Health Services Except Environmental	143,074.34	ISSUED AND UNISSUED		Balance January 1, 1989	13,950.04
Welfare-Public Assistance	12,332.98	School		Transfer From Taxes	2,562.34
Hospital, Clinics, First Aid		Self-Liquidating		Redeemed in 1989	
Animal, Insect, & Rodent Control		Other	12,197,471	Cancelled, Abated or Adjusted (1989)	
Other Welfare Services		Total	12,197,471	Transfers to Foreclosed Property	
RECREATION and CONSERVATION		ISSUED AND OUTSTANDING		Balance December 31, 1989	10,512.38
Beaches and Boardwalks		School	11,063,000.00	PROPERTY ACQUIRED BY DEED OR FORECLOSURE	
Parks, Playgrounds, Shade Trees	432,653.84	Self-Liquidating		Balance January 1, 1989	7,003.00
Land Reclamation & Conservation		Other	9,682,600.00	Transfers From Taxes or Liens	
Other Recreational Services	142,729.00	Total	20,750,600.00	Sale for Cash (1989)	
EDUCATION (excluding schools)		EQUALIZED VALUATION BASIS FOR NET DEBT COMPUTATION	1,320,046,547	Cancelled, Abated or Adjusted (1989)	
Libraries	620,650.00	REAL PROPERTY VALUATIONS		Balance December 31, 1989	7,003.00
Other Educational Services	22,000.00	Code Class # of Parcels % VAL'N		CURRENT FINANCES DECEMBER 31, 1989	
STATUTORY EXPENDITURES				ASSETS	
Pensions & F. L. C. A.	1,423,314.53	1 Vacant Land 83 .25	1,380,800.00	Cash Dec. 31, 1989	1,744,311.29
Employee Fringe Benefits	336,000.00	2 Residential 6711 38.54	483,788,400.00	Taxes Receivable	655,701.69
Other Statutory Expenditures		3 Farm		Tax Title Liens	16,512.38
CETA And Other Public Employment Programs		4a Commercial 298 9.07	49,573,600.00	Foreclosed Property	7,003.00
MUNICIPAL FUNCTIONS TOTAL	12,002,516.77	4b Industrial 37 1.58	8,645,800.00	Emergencies & Other Deferred Charges	63,692.62
CAPITAL IMPROVEMENTS * MEMO *	75,000.00	4c Apartments 8 .55	3,018,000.00	State and Federal Aid Receivable	
DEBT SERVICE		Total	546,406,600.00	Other Receivables	97,235.81
Principal Payments	296,100.00	Land Area 4.00 Sq. Miles		Total	2,584,456.79
Interest Payments	242,465.85	Net Valuation Taxable-Municipal	547,793,600	LIABILITIES, RESERVES, AND SURPLUS	
DEFERRED CHARGES	47,000.00	Net Valuation Taxable-County	1,371,454,017	Cash Liabilities	999,859.60
SCHOOL, COUNTY, SPECIAL DISTRICT TAXES	24,476,741.36	State Equalized Valuation	1,481,789,833	Reserves for Receivables	776,452.88
RESERVE FOR UNCOLLECTED TAXES	847,000.00	State Equalization Ratio	36.91	Surplus Dec. 31, 1989	808,144.31
EXPENDITURES TOTAL	37,911,824.49			Total	2,584,456.79

Population 1980 9,177
 Population 1990 3,431
 S & P Rating
 Moody Rating A1

General Tax Rate Per \$100. 2.49
 State Equalized Tax Rate 1.51

MARGATE CITY - ATLANTIC COUNTY

Form of Government:

Commission (1911)

Number of Members on Governing Body - 3

PER CAPITA:

Gross Debt 1,564.14
 Net Debt 1,292.41
 Debt Service 274.35
 Total Tax Levy 1,946.69
 Municipal Expenditures 1,271.49

PER CENT:

Gross Debt 1.38
 Net Debt 1.14
 Tax Levy Collected 97.02
 Tax Levy Cancelled, Abated or Adjusted .06

EXPENDITURES		REVENUES-REALIZED		1989 PROPERTY TAX	
GENERAL GOVERNMENT		REVENUES-REALIZED		STATE EQUALIZED TAX RATE	
Governing Body & Public Boards		1989 Property Taxes Collected	15,924,029.75	Local District School Taxes	.39 4,198,613.00
Municipal Clerk	28,000.00	1989 Payments in Lieu of Taxes		Regional & Consolidated School Tax	
Financial Administration	47,165.15	Delinquent Tax & Lien Collections	403,910.80	School Taxes in Municipal Budget	.07 720,135.00
Assessment of Taxes	133,600.00	Business Personality Replacement Taxes	55,561.16	County Taxes	.44 * 4,761,780.32
Collection of Taxes	201,325.00	Taxes from Public Utilities	780,257.00	County Library Taxes	
Planning, Housing & Development	59,700.00	Other Miscellaneous Tax Revenues		Local Municipal Purpose Taxes	.61 6,598,608.59
Human Resources	39,741.20	State Aid Revenues	176,623.90	Veteran & Senior Citizen Taxes	109,050.00
Elections	15,000.00	Federal Aid Revenues		Total Taxes for Rate Computation	1.51 16,388,186.91
General Administration (other)	973,600.00	State and Local Fiscal Assistance Act Utilized		Special District Taxes	
JUDICIARY	109,000.00	Sale of Acquired Property		Bank Corp. Taxes	
Municipal Courts		Other Miscellaneous Revenues	1,576,488.12	Added and Omitted Taxes	133,445.67
PUBLIC SAFETY		Total	18,916,970.73	Total Taxes Levied - ABSTRACT	16,412,582.58
Fire Protection	1,126,198.15	Prior Years Surplus Appropriated	1,300,000.00	Total Taxes Billed	16,412,582.58
Police Protection	1,320,606.90	REVENUES TOTAL	20,216,870.73	1989 TAXES COLLECTED	15,924,029.75
Civil Defense & Disaster Control	2,200.00	Reserve For Uncollected Taxes	394,000.00	1989 Taxes Cancelled, Abated or Adjusted	10,385.18
Environmental Inspection & Control	237,600.00	CAPITAL OUTLAY TOTAL	1,887,225.77	Transfer to Tax Title Liens or Foreclosed	
Other Public Safety		Public Enterprises		Balance Outstanding Dec. 31, 1989	478,167.65
PUBLIC WORKS	746,500.00	Recreation-Culture		PRIOR YEARS TAXES OUTSTANDING	
Streets and Drainage		Public Works	1,508,945.17	Balance January 1, 1989	400,364.19
Sewers and Sewage Processing	833,751.65	Buildings and Grounds	378,280.60	Collected in 1989	365,116.40
Garbage and Trash Disposal		Library and Education		Cancelled, Abated or Adjusted 1989	
Public Buildings and Grounds	42,700.00	Conservation		Transfers to Tax Title Liens or Foreclosed	30,949.98
Other Public Works	30,000.00	All Other		Balance December 31, 1989	4,297.81
HEALTH and WELFARE	150.00	CAPITAL DEBT AUTHORIZED, DECEMBER 31, 1989		TAX TITLE LIENS OUTSTANDING	
Health Services Except Environmental		ISSUED AND UNISSUED		Balance January 1, 1989	2,179.25
Welfare-Public Assistance	10,935.00	School	2,291,000	Transfer From Taxes	36,615.15
Hospital, Clinics, First Aid	2,000.00	Self-Liquidating		Redeemed in 1989	38,794.40
Animal, Insect, & Rodent Control	6,000.00	Other	10,896,291	Cancelled, Abated or Adjusted (1989)	
Other Welfare Services		Total	13,187,291	Transfers to Foreclosed Property	
RECREATION and CONSERVATION	177,541.37	ISSUED AND OUTSTANDING		Balance December 31, 1989	
Beaches and Boardwalks		School	2,291,000.00	PROPERTY ACQUIRED BY DEED OR FORECLOSURE	
Parks, Playgrounds, Shade Trees	92,700.00	Self-Liquidating		Balance January 1, 1989	138,557.50
Land Reclamation & Conservation		Other	10,892,541.17	Transfers From Taxes or Liens	
Other Recreational Services	2,000.00	Total	13,183,541.17	Sale for Cash (1989)	
EDUCATION (excluding schools)	203,667.00	EQUALIZED VALUATION BASIS FOR NET DEBT COMPUTATION	956,550,129	Cancelled, Abated or Adjusted (1989)	
Libraries		REAL PROPERTY VALUATIONS		Balance December 31, 1989	138,557.50
Other Educational Services		Code Class # of Parcels % VAL'N ASSESSED VALUATION		CURRENT FINANCES DECEMBER 31, 1989	
STATUTORY EXPENDITURES	595,044.00	1 Vacant Land 577 3.12 20,389,400.00		ASSETS	
Pensions & F. L. C. A.	509,248.35	2 Residential 5821 90.27 590,217,200.00		Cash Dec. 31, 1989	4,063,569.85
Employee Fringe Benefits	35,000.00	3 Farm 201 5.17 33,794,600.00		Taxes Receivable	482,465.46
Other Statutory Expenditures		4a Commercial 40 1.45 9,461,800.00		Tax Title Liens	
CETA And Other Public Employment Programs	7,486,473.77	4b Industrial 6639 653,863,000.00		Foreclosed Property	138,557.50
MUNICIPAL FUNCTIONS TOTAL	7,486,473.77	Land Area 1.40 Sq. Miles		Emergencies & Other Deferred Charges	
CAPITAL IMPROVEMENTS *MEMO*	100,000.00	Net Valuation Taxable-Municipal	655,174,857	State and Federal Aid Receivable	223,053.19
DEBT SERVICE		Net Valuation Taxable-County	958,051,676	Other Receivables	12,973.66
Principal Payments	1,276,218.32	State Equalized Valuation	1,076,390,778	Total	4,920,619.66
Interest Payments	1,036,841.00	State Equalization Ratio	60.82	LIABILITIES, RESERVES, AND SURPLUS	
TYPE I SCHL DEBT *MEMO	720,135.00			Cash Liabilities	2,266,886.88
DEFERRED CHARGES	26,415.15			Reserves for Receivables	633,996.62
SCHOOL, COUNTY, SPECIAL DISTRICT TAXES	9,680,528.32			Surplus Dec. 31, 1989	2,019,736.16
RESERVE FOR UNCOLLECTED TAXES	894,000.00			Total	4,920,619.66
EXPENDITURES TOTAL	20,400,476.56				

1328
 Population 1980 17,560
 Population 1990 27,974
 S & P Rating
 Moody Rating A1

General Tax Rate Per \$100. 4.09
 State Equalized Tax Rate 1.71

MARLBORO TOWNSHIP - MONMOUTH CO.
 Form of Government:
Mayor-Council Plan E (OMCL 50)
 Number of Members on Governing Body - 5

PER CENT:
 Gross Debt 1,156.62 Gross Debt 1.78
 Net Debt 408.32 Net Debt .63
 Debt Service 52.52 Tax Levy Collected 97.10
 Total Tax Levy 1,366.38 Tax Levy Cancelled, Abated
 Municipal Expenditures 389.39 or Adjusted

EXPENDITURES	REVENUES-REALIZED	1989 PROPERTY TAX
GENERAL GOVERNMENT		STATE EQUALIZED TAX RATE
Governing Body & Public Boards	1989 Property Taxes Collected 37,124,744.00	Local District School Taxes .69 14,387,975.26
Municipal Clerk 112,557.00	1989 Payments in Lieu of Taxes	Regional & Consolidated School Tax .35 7,307,066.66
Financial Administration 196,257.00	Delinquent Tax & Lien Collections 683,478.97	School Taxes in Municipal Budget
Assessment of Taxes	Business Personalty Replacement Taxes 97,438.00	County Taxes .40 * 8,418,190.84
Collection of Taxes	Taxes from Public Utilities 1,461,411.00	County Library Taxes .01 266,387.56
Planning, Housing & Development 147,750.00	Other Miscellaneous Tax Revenues	Local Municipal Purpose Taxes .25 5,144,697.00
Human Resources 95,608.00	State Aid Revenues 219,797.05	Veteran & Senior Citizen Taxes
Elections 5,000.00	Federal Aid Revenues	Total Taxes for Rate Computation 1.70 35,604,967.32
General Administration (other) 1,171,176.00	State and Local Fiscal Assistance Act Utilized	Special District Taxes 933,002.00
JUDICIARY	Sale of Acquired Property	Bank Corp. Taxes
Municipal Courts 167,350.00	Other Miscellaneous Revenues 2,392,908.75	Added and Omitted Taxes 1,765,865.60
PUBLIC SAFETY	Total 41,973,837.85	Total Taxes Levied - ABSTRACT 38,223,184.92
Fire Protection 53,213.00	Prior Years Surplus Appropriated 1,175,000.00	Total Taxes Billed 38,232,137.78
Police Protection 2,232,671.39	REVENUES TOTAL 43,153,537.85	1989 TAXES COLLECTED 37,124,744.08
Civil Defense & Disaster Control 3,500.00	Reserve For Uncollected Taxes 731,643.00	1989 Taxes Cancelled, Abated or Adjusted 332.85
Environmental Inspection & Control 233,595.00	CAPITAL OUTLAY TOTAL 1,226,084.50	Transfer to Tax Title Liens or Foreclosed
Other Public Safety	Public Enterprises	Balance Outstanding Dec. 31, 1989 1,107,060.85
PUBLIC WORKS	Recreation-Culture 42,733.63	PRIOR YEARS TAXES OUTSTANDING
Streets and Drainage 1,163,557.00	Public Works 434,172.79	Balance January 1, 1989 699,235.42
Sewers and Sewage Processing 377,207.65	Buildings and Grounds 730,093.72	Collected in 1989 683,478.97
Garbage and Trash Disposal 381,071.00	Library and Education 19,079.36	Cancelled, Abated or Adjusted 1989 2,363.42
Public Buildings and Grounds 237,106.00	Conservation	Transfers to Tax Title Liens or Foreclosed 1,769.80
Other Public Works	All Other	Balance December 31, 1989 11,123.23
HEALTH and WELFARE	CAPITAL DEBT AUTHORIZED, DECEMBER 31, 1989	TAX TITLE LIENS OUTSTANDING
Health Services Except Environmental 4,150.00	ISSUED AND UNISSUED GROSS DEBT NET DEBT	Balance January 1, 1989 36,337.14
Welfare-Public Assistance 7,750.00	Schaal 20,883,073	Transfer From Taxes 1,769.80
Hospital, Clinics, First Aid 1,500.00	Self-Liquidating 50,000	Redeemed in 1989
Animal, Insect, & Rodent Control 12,667.00	Other 11,422,299	Cancelled, Abated or Adjusted (1989)
Other Welfare Services	Total 32,355,372	Transfers to Foreclosed Property
RECREATION and CONSERVATION	ISSUED AND OUTSTANDING	Balance December 31, 1989 33,106.94
Beaches and Boardwalks	Schaal 20,483,073.17	PROPERTY ACQUIRED BY DEED OR FORECLOSURE
Parks, Playgrounds, Shade Trees 100.00	Self-Liquidating 50,000.00	Balance January 1, 1989 174,900.00
Land Reclamation & Conservation 314,812.00	Other 10,389,994.00	Transfers From Taxes or Liens
Other Recreational Services	Total 30,923,067.17	Sale for Cash (1989)
EDUCATION (excluding schools)	EQUALIZED VALUATION BASIS FOR NET DEBT COMPUTATION 1,221,435,921	Cancelled, Abated or Adjusted (1989)
Libraries 25,110.00	REAL PROPERTY VALUATIONS	Balance December 31, 1989 174,900.00
Other Educational Services	Code Class # of Parcels % VAL'N ASSESSED VALUATION	CURRENT FINANCES DECEMBER 31, 1989
STATUTORY EXPENDITURES	1 Vacant Land 1147 3.56 30,604,694.00	ASSETS
Pensions & F. L. C. A. 917,050.00	2 Residential 7728 38.30 761,555,455.00	Cash Dec. 31, 1989 13,269,225.96
Employee Fringe Benefits 727,425.00	3 Farm 327 1.03 8,955,962.00	Taxes Receivable 1,118,134.08
Other Statutory Expenditures 27,000.00	4a Commercial 141 4.23 36,442,500.00	Tax Title Liens 33,106.94
CETA And Other Public Employment Programs	4b Industrial 31 2.74 23,661,860.00	Foreclosed Property 174,900.00
MUNICIPAL FUNCTIONS TOTAL 8,522,653.04	4c Apartments 3 .15 1,325,000.00	Emergencies & Other Deferred Charges 434,820.00
CAPITAL IMPROVEMENTS * MEMO * 55,000.00	Total 9377 30.35 Sq. Miles 802,506,471.00	State and Federal Aid Receivable 26,367.49
DEBT SERVICE	Land Area 30.35 Sq. Miles	Other Receivables 19,297.29
Principal Payments 825,000.00	Net Valuation Taxable-Municipal 668,357,135	Total 15,079,901.76
Interest Payments 544,105.35	Net Valuation Taxable-County 1,980,803,793	LIABILITIES, RESERVES, AND SURPLUS
DEFERRED CHARGES 112,440.00	State Equalized Valuation 2,072,229,413	Cash Liabilities 11,803,730.97
SCHOOL, COUNTY, SPECIAL DISTRICT TAXES 51,312,622.32	State Equalization Ratio 41.74	Reserves for Receivables 1,350,488.31
RESERVE FOR UNCOLLECTED TAXES 701,643.00		Surplus Dec. 31, 1989 1,925,692.48
EXPENDITURES TOTAL 42,203,473.71		Total 15,079,901.76

1329
 Population 1980 8,837
 Population 1990 9,270
 S & P Rating A
 Moody Rating A

General Tax Rate Per \$100. 1.80
 State Equalized Tax Rate 1.98

MATAWAN BOROUGH - MONMOUTH CO.

Form of Government:

Borough Council

Number of Members on Governing Body - 6

PER CAPITA: Grass Debt 1,174.05 Net Debt 357.10 Debt Service 45.05 Total Tax Levy 972.78 Municipal Expenditures 507.44
 PER CENT: Gross Debt 2.80 Net Debt .85 Tax Levy Collected 94.10 Tax Levy Cancelled, Abated or Adjusted .66

EXPENDITURES		REVENUES-REALIZED		1989 PROPERTY TAX	
GENERAL GOVERNMENT				STATE EQUALIZED TAX RATE	
Governing Body & Public Boards	150.00	1989 Property Taxes Collected	8,489,145.38	Local District School Taxes	
Municipal Clerk		1989 Payments in Lieu of Taxes	42,073.74	Regional & Consolidated School Tax	1.07
Financial Administration	38,921.00	Delinquent Tax & Lien Collections	284,438.35	School Taxes in Municipal Budget	
Assessment of Taxes	25,950.00	Business Personalty Replacement Taxes	50,302.48	County Taxes	.39
Collection of Taxes	23,030.00	Taxes from Public Utilities	1,065,417.00	County Library Taxes	
Planning, Housing & Development	29,703.00	Other Miscellaneous Tax Revenues		Local Municipal Purpose Taxes	.51
Human Resources	47,173.00	State Aid Revenues	158,304.29	Veteran & Senior Citizen Taxes	
Elections	2,845.00	Federal Aid Revenues		Total Taxes for Rate Computation	1.97
General Administration (other)	399,630.00	State and Local Fiscal Assistance Act Utilized		Special District Taxes	
JUDICIARY		Sale of Acquired Property		Bank Corp. Taxes	
Municipal Courts	32,713.37	Other Miscellaneous Revenues	675,775.74	Added and Omitted Taxes	60,803.37
PUBLIC SAFETY		Total	10,765,456.98	Total Taxes Levied - ABSTRACT	9,017,649.13
Fire Protection	117,259.00	Prior Years Surplus Appropriated	210,000.00	Total Taxes Billed	9,021,743.76
Police Protection	1,050,367.00	REVENUES TOTAL	10,975,456.98	1989 TAXES COLLECTED	8,489,145.38
Civil Defense & Disaster Control	2,371.00	Reserve For Uncollected Taxes	378,172.11	1989 Taxes Cancelled, Abated or Adjusted	59,700.62
Environmental Inspection & Control	35,438.00	CAPITAL OUTLAY TOTAL		Transfer to Tax Title Liens or Foreclosed	66,063.75
Other Public Safety			309,952.34	Balance Outstanding Dec. 31, 1989	406,834.01
PUBLIC WORKS		Public Enterprises	262,020.72	PRIOR YEARS TAXES OUTSTANDING	
Streets and Drainage	354,706.00	Recreation-Culture		Balance January 1, 1989	326,956.85
Sewers and Sewage Processing		Public Works	25,939.71	Collected in 1989	277,724.47
Garbage and Trash Disposal	514,565.00	Buildings and Grounds	21,991.91	Cancelled, Abated or Adjusted 1989	4,058.71
Public Buildings and Grounds	251,325.00	Library and Education		Transfers to Tax Title Liens or Foreclosed	33,600.64
Other Public Works		Conservation		Balance December 31, 1989	11,573.03
HEALTH and WELFARE		All Other		TAX TITLE LIENS OUTSTANDING	
Health Services Except Environmental	265,875.00	CAPITAL DEBT AUTHORIZED, DECEMBER 31, 1989		Balance January 1, 1989	42,875.94
Welfare-Public Assistance	14,422.00	ISSUED AND UNISSUED	GROSS DEBT	Transfer From Taxes	108,143.43
Hospital, Clinics, First Aid		School	103,073	Redeemed in 1989	6,713.88
Animal, Insect, & Rodent Control		Self-Liquidating	7,470,000	Cancelled, Abated or Adjusted (1989)	
Other Welfare Services		Other	3,310,344	Transfers to Foreclosed Property	
RECREATION and CONSERVATION		Total	10,883,417	Balance December 31, 1989	144,305.49
Beaches and Boardwalks	6,930.00	ISSUED AND OUTSTANDING		PROPERTY ACQUIRED BY DEED OR FORECLOSURE	
Parks, Playgrounds, Shade Trees	43,234.71	School	103,073.00	Balance January 1, 1989	33,100.00
Land Reclamation & Conservation	51,000.00	Self-Liquidating	1,680,000.00	Transfers From Taxes or Liens	
Other Recreational Services		Other	1,718,500.00	Sale for Cash (1989)	
EDUCATION (excluding schools)		Total	3,501,573.00	Cancelled, Abated or Adjusted (1989)	
Libraries	97,552.20	EQUALIZED VALUATION BASIS FOR NET DEBT COMPUTATION		Balance December 31, 1989	33,100.00
Other Educational Services	22,500.00	388,523,246		CURRENT FINANCES DECEMBER 31, 1989	
STATUTORY EXPENDITURES		REAL PROPERTY VALUATIONS		ASSETS	
Pensions & F. I. C. A.	202,337.45	Code	Class	# of Parcels	% VAL'N
Employee Fringe Benefits	222,239.00	1	Vacant Land	223	1.97
Other Statutory Expenditures		2	Residential	2165	76.45
CETA And Other Public Employment Programs	3,853,555.73	3	Farm		
MUNICIPAL FUNCTIONS TOTAL		4a	Commercial	147	11.53
CAPITAL IMPROVEMENTS		4b	Industrial	12	1.87
DEBT SERVICE		4c	Apartments	17	8.18
Principal Payments	255,000.00	Total	2564		
Interest Payments	132,579.38	Land Area	2.26	Sq. Miles	
DEFERRED CHARGES		Net Valuation Taxable-Municipal	498,661,038	LIABILITIES, RESERVES, AND SURPLUS	
SCHOOL, COUNTY, SPECIAL DISTRICT TAXES	6,645,416.09	Net Valuation Taxable-County	422,414,303	Cash Liabilities	365,700.18
RESERVE FOR UNCOLLECTED TAXES	378,172.11	State Equalized Valuation	454,295,661	Reserves for Receivables	606,909.54
EXPENDITURES TOTAL		State Equalization Ratio	109.80	Surplus Dec. 31, 1989	168,834.31
				Total	1,141,444.03

0609
 Population 1980 4,377
 Population 1990 5,543
 S & P Rating
 Moody Rating

General Tax Rate Per \$100. 4.54
 State Equalized Tax Rate 3.01

MAURICE RIVER TWP. - CUMBERLAND CO.

Form of Government:
 Township Committee

Number of Members on Governing Body - 3

PER CAPITA:
 Gross Debt 3.01
 Net Debt
 Debt Service
 Total Tax Levy 453.11
 Municipal Expenditures 234.46
 PER CENT:
 Gross Debt .02
 Net Debt
 Tax Levy Collected 82.01
 Tax Levy Cancelled, Abated or Adjusted .24

EXPENDITURES		REVENUES-REALIZED		1989 PROPERTY TAX	
GENERAL GOVERNMENT				STATE EQUALIZED TAX RATE	
Governing Body & Public Boards	17,500.00	1989 Property Taxes Collected	2,520,503.13	Local District School Taxes	1.35
Municipal Clerk	14,500.00	1989 Payments in Lieu of Taxes		Regional & Consolidated School Tax	
Financial Administration	27,535.00	Delinquent Tax & Lien Collections	328,238.15	School Taxes in Municipal Budget	
Assessment of Taxes	30,235.00	Business Personalty Replacement Taxes	59,275.60	County Taxes	1.09 *
Collection of Taxes	25,992.00	Taxes from Public Utilities	371,605.00	County Library Taxes	
Planning, Housing & Development	27,175.00	Other Miscellaneous Tax Revenues		Local Municipal Purpose Taxes	.56
Human Resources	12,774.33	State Aid Revenues	131,582.44	Veteran & Senior Citizen Taxes	
Elections	2,500.00	Federal Aid Revenues		Total Taxes for Rate Computation	3.00
General Administration (other)	306,400.00	State and Local Fiscal Assistance Act Utilized		Special District Taxes	
JUDICIARY		Sale of Acquired Property		Bank Corp. Taxes	
Municipal Courts	45,713.64	Other Miscellaneous Revenues	204,484.00	Added and Omitted Taxes	
PUBLIC SAFETY		Total	3,615,688.33	Total Taxes Levied - ABSTRACT	
Fire Protection	17,835.00	Prior Years Surplus Appropriated	435,000.00	Total Taxes Billed	3,050,997.83
Police Protection	41,000.00	REVENUES TOTAL	4,050,688.33	1989 TAXES COLLECTED	2,520,503.13
Civil Defense & Disaster Control		REVENUE FOR UNCOLLECTED TAXES	535,000.00	1989 Taxes Cancelled, Abated or Adjusted	7,254.96
Environmental Inspection & Control	35,400.00	CAPITAL OUTLAY TOTAL	10,000.00	Transfer to Tax Title Liens or Foreclosed	204,618.05
Other Public Safety		Public Enterprises		Balance Outstanding Dec. 31, 1989	318,621.09
PUBLIC WORKS		Recreation-Culture		PRIOR YEARS TAXES OUTSTANDING	
Streets and Drainage	336,078.00	Public Works		Balance January 1, 1989	307,652.72
Sewers and Sewage Processing		Buildings and Grounds	10,000.00	Collected in 1989	277,739.00
Garbage and Trash Disposal	50,000.00	Library and Education		Cancelled, Abated or Adjusted 1989	3,046.02
Public Buildings and Grounds	14,730.00	Conservation		Transfers to Tax Title Liens or Foreclosed	20,267.64
Other Public Works	11,200.00	All Other		Balance December 31, 1989	
HEALTH and WELFARE		CAPITAL DEBT AUTHORIZED, DECEMBER 31, 1989		TAX TITLE LIENS OUTSTANDING	
Health Services Except Environmental	125.00	ISSUED AND UNISSUED		Balance January 1, 1989	775,774.10
Welfare-Public Assistance	5,740.00	School	20,000	Transfer From Taxes	242,143.70
Hospital, Clinics, First Aid		Self-Liquidating		Redeemed in 1989	50,499.16
Animal, Insect, & Rodent Control	2,370.00	Other		Cancelled, Abated or Adjusted (1989)	
Other Welfare Services		Total	20,000	Transfers to Foreclosed Property	
RECREATION and CONSERVATION		ISSUED AND OUTSTANDING		Balance December 31, 1989	967,418.64
Beaches and Boardwalks		School	20,000.00	PROPERTY ACQUIRED BY DEED OR	
Parks, Playgrounds, Shade Trees		Self-Liquidating		FORECLOSURE	
Land Reclamation & Conservation	27,300.00	Other		Balance January 1, 1989	220,766.57
Other Recreational Services	5,000.00	Total	20,000.00	Transfers From Taxes or Liens	
EDUCATION (excluding schools)		EQUALIZED VALUATION BASIS		Sale for Cash (1989)	
Libraries	2,000.00	FOR NET DEBT COMPUTATION	87,496,144	Cancelled, Abated or Adjusted (1989)	
Other Educational Services		REAL PROPERTY VALUATIONS		Balance December 31, 1989	220,766.57
STATUTORY EXPENDITURES		Code Class # of Parcels % VAL'N		CURRENT FINANCES DECEMBER 31, 1989	
Pensions & F. L. C. A.	60,000.00	1 Vacant Land 3217 24.85	15,879,294.00	ASSETS	
Employee Fringe Benefits	113,500.00	2 Residential 1311 59.24	37,853,732.00	Cash Dec. 31, 1989	1,271,212.35
Other Statutory Expenditures	5,215.30	3 Farm 141 4.56	2,912,402.00	Taxes Receivable	318,621.09
CETA And Other Public Employment Programs		4a Commercial 52 3.17	2,024,300.00	Tax Title Liens	967,418.64
MUNICIPAL FUNCTIONS TOTAL	1,341,983.31	4b Industrial 23 8.18	5,224,471.00	Foreclosed Property	220,766.57
CAPITAL IMPROVEMENTS * MEMO *	10,000.00	4c Apartments		Emergencies & Other Deferred Charges	13,000.00
DEBT SERVICE		Total	63,894,199.00	State and Federal Aid Receivable	
Principal Payments		Land Area 94.70 Sq. Miles		Other Receivables	84,205.57
Interest Payments		Net Valuation Taxable-Municipal	65,131,430	Total	2,875,224.22
DEFERRED CHARGES	13,128.81	Net Valuation Taxable-County	93,694,279	LIABILITIES, RESERVES, AND SURPLUS	
SCHOOL, COUNTY, SPECIAL DISTRICT TAXES	2,404,036.72	State Equalized Valuation	97,666,750	Cash Liabilities	780,034.49
RESERVE FOR UNCOLLECTED TAXES	536,000.00	State Equalization Ratio	66.26	Reserves for Receivables	1,591,011.87
EXPENDITURES TOTAL	4,355,148.34			Surplus Dec. 31, 1989	504,177.86

*Includes County Health Service Taxes, County Vacational School Taxes, or County Open Space Tax. See Table 13.

0234
 Population 1980 3,395
 Population 1990 3,473
 S & P Rating
 Moody Rating A1

General Tax Rate Per \$100. 1.62
 State Equalized Tax Rate 1.48

MAYWOOD BOROUGH - BERGEN COUNTY

Form of Government:

Borough Council

Number of Members on Governing Body - 6

PER CAPITA:
 Gross Debt 232.44 PER CENT:
 Net Debt 197.44 Gross Debt .37
 Debt Service 30.13 Net Debt .26
 Total Tax Levy 1,167.00 Tax Levy Collected 98.57
 Municipal Expenditures 638.64 Tax Levy Cancelled, Abated or Adjusted .06

EXPENDITURES		REVENUES-REALIZED		1989 PROPERTY TAX	
GENERAL GOVERNMENT		REVENUES-REALIZED		STATE EQUALIZED TAX RATE	
Governing Body & Public Boards		1989 Property Taxes Collected	10,399,413.37	Local District Schaal Taxes	5,016,956.00
Municipal Clerk		1989 Payments in Lieu of Taxes	69,667.87	Regional & Consolidated Schaal Tax	
Financial Administration	22,000.00	Delinquent Tax & Lien Collections	122,641.69	Schaal Taxes in Municipal Budget	
Assessment of Taxes	24,345.00	Business Personalty Replacement Taxes	158,801.04	County Taxes	1,810,305.30
Collection of Taxes	92,132.00	Taxes from Public Utilities	693,784.00	County Library Taxes	
Planning, Housing & Development	10,558.00	Other Miscellaneous Tax Revenues		Local Municipal Purpose Taxes	4,215,795.95
Human Resources	75,277.67	State Aid Revenues	114,102.33	Veteran & Senior Citizen Taxes	103,500.00
Elections		Federal Aid Revenues		Total Taxes far Rate Computation	11,146,557.25
General Administration (other)	419,451.45	State and Local Fiscal Assistance Act Utilized		Special District Taxes	
JUDICIARY		Sale of Acquired Property		Bank Corp. Taxes	
Municipal Courts	73,233.00	Other Miscellaneous Revenues	540,557.76	Added and Omitted Taxes	11,940.23
PUBLIC SAFETY		Total	12,598,968.06	Total Taxes Levied - ABSTRACT	11,054,997.48
Fire Protection	160,794.92	Prior Years Surplus Appropriated	241,065.22	Total Taxes Billed	11,057,972.46
Police Protection	1,311,965.15	REVENUES TOTAL	12,840,033.28	1989 TAXES COLLECTED	10,899,413.37
Civil Defense & Disaster Control		Reserve Far Uncollected Taxes	142,590.71	1989 Taxes Cancelled, Abated or Adjusted	6,825.06
Environmental Inspection & Control		CAPITAL OUTLAY TOTAL	195,466.15	Transfer to Tax Title Liens or Foreclosed	3,996.54
Other Public Safety		Public Enterprises	411.44	Balance Outstanding Dec. 31, 1989	147,737.49
PUBLIC WORKS		Recreation—Culture	6,976.00	PRIOR YEARS TAXES OUTSTANDING	
Streets and Drainage	407,894.00	Public Works	105,414.32	Balance January 1, 1989	129,178.25
Sewers and Sewage Processing	713,837.00	Buildings and Grounds	18,575.06	Collected in 1989	122,641.69
Garbage and Trash Disposal	900,000.00	Library and Education	64,089.33	Cancelled, Abated or Adjusted 1989	
Public Buildings and Grounds	91,033.00	Conservation		Transfers to Tax Title Liens or Foreclosed	3,466.48
Other Public Works	24,754.00	All Other		Balance December 31, 1989	3,070.08
HEALTH and WELFARE		CAPITAL DEBT AUTHORIZED, DECEMBER 31, 1989		TAX TITLE LIENS OUTSTANDING	
Health Services Except Environmental	43,938.00	ISSUED AND UNISSUED		Balance January 1, 1989	6,286.48
Welfare-Public Assistance	14,193.00	Schaal	800,000	Transfer From Taxes	7,545.24
Hospital, Clinics, First Aid		Self-Liquidating	57,800	Redeemed in 1989	
Animal, Insect, & Rodent Control		Other	1,817,743	Cancelled, Abated or Adjusted (1989)	
Other Welfare Services	294.00	Total	2,675,543	Transfers to Foreclosed Property	
RECREATION and CONSERVATION		ISSUED AND OUTSTANDING		Balance December 31, 1989	13,831.72
Beaches and Boardwalks		Schaal	800,000.00	PROPERTY ACQUIRED BY DEED OR FORECLOSURE	
Parks, Playgrounds, Shade Trees	55,152.00	Self-Liquidating	22,800.00	Balance January 1, 1989	294,419.00
Land Reclamation & Conservation	124,165.94	Other	986,350.00	Transfers From Taxes or Liens	
Other Recreational Services	51,213.00	Total	1,809,150.00	Sale for Cash (1989)	
EDUCATION (excluding schools)		EQUALIZED VALUATION BASIS FOR NET DEBT COMPUTATION	716,428,609	Cancelled, Abated or Adjusted (1989)	
Libraries	294,600.00	REAL PROPERTY VALUATIONS		Balance December 31, 1989	294,419.00
Other Educational Services	1,300.00	Code Class # of Parcels % VAL'N ASSESSED VALUATION		CURRENT FINANCES DECEMBER 31, 1989 ASSETS	
STATUTORY EXPENDITURES		1 Vacant Land 52 .51	3,477,700.00	Cash Dec. 31, 1989	702,031.55
Pensions & F. L. C. A.	317,891.11	2 Residential 2750 80.18	545,629,500.00	Taxes Receivable	150,807.57
Employee Fringe Benefits	270,712.00	3 Farm 98 7.15	48,666,100.00	Tax Title Liens	13,831.72
Other Statutory Expenditures		4a Commercial 24 8.74	59,446,400.00	Foreclosed Property	294,419.00
CETA And Other Public Employment Programs		4c Apartments 10 3.43	23,325,700.00	Emergencies & Other Deferred Charges	28,037.67
MUNICIPAL FUNCTIONS TOTAL	5,572,804.24	Total 2934	680,545,400.00	State and Federal Aid Receivable	27,359.97
CAPITAL IMPROVEMENTS *MEMO*	100.00	Land Area 1.30 Sq. Miles		Other Receivables	22,986.14
DEBT SERVICE		Net Valuation Taxable-Municipal	681,853,841	Total	1,239,473.62
Principal Payments	173,000.00	Net Valuation Taxable-County	766,895,194	LIABILITIES, RESERVES, AND SURPLUS	
Interest Payments	107,429.85	State Equalized Valuation	747,438,690	Cash Liabilities	485,680.09
DEFERRED CHARGES	49,009.31	State Equalization Ratio	91.21	Reserves for Receivables	482,044.43
SCHOOL, COUNTY, SPECIAL DISTRICT TAXES	6,827,261.30			Surplus Dec. 31, 1989	271,749.10
RESERVE FOR UNCOLLECTED TAXES	142,590.71			Total	1,239,473.62
EXPENDITURES TOTAL	12,877,095.41				

0320

Population 1980 17,622

Population 1990 20,526

S & P Rating

Moody Rating A1

General Tax Rate Per \$100.

1.92

State Equalized Tax Rate

1.89

MEDFORD TOWNSHIP - BURLINGTON CO.

Form of Government:

Council-Manager Plan E (OMCL 50)

Number of Members on Governing Body - 5

PER CAPITA:

Gross Debt 1,326.84

Net Debt 295.52

Debt Service 21.92

Total Tax Levy 1,239.25

Municipal Expenditures 385.14

PER CENT:

Gross Debt 2.49

Net Debt .56

Tax Levy Collected 95.10

Tax Levy Cancelled, Abated or Adjusted .37

EXPENDITURES		REVENUES-REALIZED		1989 PROPERTY TAX	
GENERAL GOVERNMENT				STATE EQUALIZED TAX RATE	
Governing Body & Public Boards	19,025.00	1989 Property Taxes Collected	24,194,584.00	Local District School Taxes	.68 8,803,368.00
Municipal Clerk	84,019.00	1989 Payments in Lieu of Taxes	1,745.00	Regional & Consolidated School Tax	.38 4,958,318.40
Financial Administration	143,444.00	Delinquent Tax & Lien Collections	709,003.00	School Taxes in Municipal Budget	
Assessment of Taxes	79,540.00	Business Personalty Replacement Taxes	87,656.00	County Taxes	.53 6,850,630.70
Collection of Taxes	1,000.00	Taxes from Public Utilities	1,352,033.00	County Library Taxes	.03 393,958.33
Planning, Housing & Development	256,137.00	Other Miscellaneous Tax Revenues	16,023.00	Local Municipal Purpose Taxes	.29 3,616,645.00
Human Resources	91,552.00	State Aid Revenues	105,146.00	Veteran & Senior Citizen Taxes	
Elections		Federal Aid Revenues		Total Taxes for Rate Computation	1.90 24,717,200.43
General Administration (other)	558,827.00	State and Local Fiscal Assistance Act Utilized		Special District Taxes	
JUDICIARY		Sale of Acquired Property		Bank Corp. Taxes	
Municipal Courts	77,542.00	Other Miscellaneous Revenues	1,439,585.00	Added and Omitted Taxes	813,489.00
PUBLIC SAFETY		Total	27,966,775.00	Total Taxes Levied - ABSTRACT	25,436,909.43
Fire Protection	87,197.00	Prior Years Surplus Appropriated	1,500,000.00	Total Taxes Billed	25,442,150.00
Police Protection	1,695,282.00	REVENUES TOTAL	29,466,775.00	1989 TAXES COLLECTED	24,194,584.00
Civil Defense & Disaster Control	5,499.00	Reserve For Uncollected Taxes	1,315,972.00	1989 Taxes Cancelled, Abated or Adjusted	94,502.00
Environmental Inspection & Control	149,735.00	CAPITAL OUTLAY TOTAL	1,116,579.00	Transfer to Tax Title Liens or Foreclosed	8,894.00
Other Public Safety		Public Enterprises	171,114.00	Balance Outstanding Dec. 31, 1989	1,144,170.00
PUBLIC WORKS		Recreation-Culture	2,009.00	PRIOR YEARS TAXES OUTSTANDING	
Streets and Drainage	329,931.00	Public Works	391,583.00	Balance January 1, 1989	725,283.00
Sewers and Sewage Processing	1,140,248.00	Buildings and Grounds	541,353.00	Collected in 1989	703,755.00
Garbage and Trash Disposal		Library and Education	2,000.00	Cancelled, Abated or Adjusted 1989	19,534.00
Public Buildings and Grounds	161,226.00	Conservation	2,520.00	Transfers to Tax Title Liens or Foreclosed	1,944.00
Other Public Works	146,231.00	All Other		Balance December 31, 1989	
HEALTH and WELFARE		CAPITAL DEBT AUTHORIZED, DECEMBER 31, 1989			
Health Services Except Environmental	175.00	ISSUED AND UNISSUED		GROSS DEBT	
Welfare-Public Assistance		School	11,079,347	NET DEBT	
Hospital, Clinics, First Aid		Self-Liquidating	10,408,000	319,030	
Animal, Insect, & Radent Control		Other	5,745,815	5,745,815	
Other Welfare Services	3,739.00	Total	27,234,553	6,065,395	
RECREATION and CONSERVATION		ISSUED AND OUTSTANDING			
Beaches and Boardwalks	2,000.00	School	11,079,347.39		
Parks, Playgrounds, Shade Trees	100,342.00	Self-Liquidating	10,138,000.00		
Land Reclamation & Conservation	115,789.00	Other	5,518,736.00		
Other Recreational Services	138,796.00	Total	26,736,583.39		
EDUCATION (excluding schools)		EQUALIZED VALUATION BASIS FOR NET DEBT COMPUTATION			
Libraries	3,000.00	1,092,853,612			
Other Educational Services	500.00	REAL PROPERTY VALUATIONS			
STATUTORY EXPENDITURES		Code	Class	# of Parcels	% VAL'N
Pensions & F.I.C.A.	460,450.00	1	Vacant Land	1099	5.76
Employee Fringe Benefits	251,172.00	2	Residential	5923	50.28
Other Statutory Expenditures	100.00	3	Farm	319	1.64
CETA And Other Public Employment Programs		4a	Commercial	265	2.51
MUNICIPAL FUNCTIONS TOTAL	5,112,598.00	4b	Industrial	2	.79
CAPITAL IMPROVEMENTS *MEMO*	456,500.00	4c	Apartments	5	2.02
DEBT SERVICE		Total	761*		
Principal Payments	265,000.00	ASSESSED VALUATION			
Interest Payments	164,833.00	1	Vacant Land	73,332,500.00	
		2	Residential	1,022,155,300.00	
		3	Farm	20,806,000.00	
		4a	Commercial	121,027,600.00	
		4b	Industrial	10,081,600.00	
		4c	Apartments	25,762,300.00	
		Total		1,273,177,300.00	
DEFERRED CHARGES		Land Area 40.29 Sq. Miles			
SCHOOL, COUNTY, SPECIAL DISTRICT TAXES	21,005,775.43	Net Valuation Taxable-Municipal			
RESERVE FOR UNCOLLECTED TAXES	1,315,972.00	Net Valuation Taxable-County			
EXPENDITURES TOTAL	28,912,058.43	State Equalized Valuation			
		State Equalization Ratio			
		58.55			
		Net Valuation Taxable-Municipal			
		Net Valuation Taxable-County			
		State Equalized Valuation			
		State Equalization Ratio			
		58.55			
		CURRENT FINANCES DECEMBER 31, 1989			
		ASSETS			
		Cash Dec. 31, 1989			
		Taxes Receivable			
		Tax Title Liens			
		Foreclosed Property			
		Emergencies & Other Deferred Charges			
		State and Federal Aid Receivable			
		Other Receivables			
		Total			
		LIABILITIES, RESERVES, AND SURPLUS			
		Cash Liabilities			
		Reserves for Receivables			
		Surplus Dec. 31, 1989			
		Total			

0321

Population 1980 4,958
 Population 1990 4,462
 S & P Rating
 Moody Rating

General Tax Rate Per \$100. 3.70
 State Equalized Tax Rate 2.15

MEDFORD LAKES BORO. - BURLINGTON CO.

Form of Government:

Council-Manager (1923)

Number of Members on Governing Body - 3

PER CAPITA:

Gross Debt 746.09
 Net Debt 423.03
 Debt Service 73.85
 Total Tax Levy 1,087.93
 Municipal Expenditures 425.39

PER CENT:

Gross Debt 1.68
 Net Debt .95
 Tax Levy Collected 96.89
 Tax Levy Cancelled, Abated or Adjusted

EXPENDITURES		REVENUES-REALIZED		1989 PROPERTY TAX	
GENERAL GOVERNMENT		1989 Property Taxes Collected 4,704,545.09		STATE EQUALIZED TAX RATE 2.15	
Governing Body & Public Boards		1989 Payments in Lieu of Taxes		Local District School Taxes	1,596,173.00
Municipal Clerk		Delinquent Tax & Lien Collections	76,906.95	Regional & Consolidated School Tax	918,172.02
Financial Administration	15,300.00	Business Personalty Replacement Taxes	6,492.84	School Taxes in Municipal Budget	
Assessment of Taxes	14,535.00	Taxes from Public Utilities	216,069.00	County Taxes	1,181,124.62
Collection of Taxes	1,600.00	Other Miscellaneous Tax Revenues		County Library Taxes	67,594.23
Planning, Housing & Development	9,720.00	State Aid Revenues	70,810.39	Lacal Municipal Purpose Taxes	1,081,238.41
Human Resources	21,150.47	Federal Aid Revenues		Veteran & Senior Citizen Taxes	32,100.00
Elections		State and Lacal Fiscal Assistance Act Utilized		Total Taxes for Rate Computation	4,876,402.28
General Administration (ather)	300,753.89	Sale of Acquired Property		Special District Taxes	
JUDICIARY		Other Miscellaneous Revenues	403,164.80	Bank Corp. Taxes	
Municipal Courts	28,220.00	Total	5,477,989.07	Added and Omitted Taxes	10,020.31
PUBLIC SAFETY		Prior Years Surplus Appropriated	200,000.00	Total Taxes Levied - ABSTRACT	4,854,322.59
Fire Protection	25,246.28	REVENUES TOTAL	5,677,989.07	Total Taxes Billed	4,855,369.66
Police Protection	363,100.09	Reserve Far Uncollected Taxes	133,265.64	1989 TAXES COLLECTED	4,704,545.09
Civil Defense & Disaster Control	2,000.00	CAPITAL OUTLAY TOTAL	332,107.42	1989 Taxes Cancelled, Abated or Adjusted	
Environmental Inspection & Control	18,835.00	Public Enterprises	27,913.23	Transfer to Tax Title Liens or Foreclosed	5,478.22
Other Public Safety		Recreation-Culture		Balance Outstanding Dec. 31, 1989	145,346.25
PUBLIC WORKS		Public Works	81,313.98	PRIOR YEARS TAXES OUTSTANDING	
Streets and Drainage	223,800.00	Buildings and Grounds	204,864.91	Balance January 1, 1989	72,568.14
Sewers and Sewage Processing		Library and Education		Collected in 1989	70,175.81
Garbage and Trash Disposal	193,750.00	Conservation	18,016.20	Cancelled, Abated or Adjusted 1989	1.08
Public Buildings and Grounds	11,000.00	All Other		Transfers to Tax Title Liens or Foreclosed	2,391.25
Other Public Works	17,000.00	CAPITAL DEBT AUTHORIZED, DECEMBER 31, 1989		Balance December 31, 1989	
HEALTH and WELFARE		ISSUED AND UNISSUED		TAX TITLE LIENS OUTSTANDING	
Health Services Except Environmental	100.00	School	1,029,315	Balance January 1, 1989	18,018.96
Welfare-Public Assistance	1,235.00	Self-Liquidating	412,200	Transfer Fram Taxes	8,283.78
Hospital, Clinics, First Aid		Other	1,387,550	Redeemed in 1989	6,731.14
Animal, Insect, & Rodent Control		Total	3,329,065	Cancelled, Abated or Adjusted (1989)	
Other Welfare Services		ISSUED AND OUTSTANDING		Transfers to Foreclosed Property	
RECREATION and CONSERVATION		School	1,029,315.35	Balance December 31, 1989	19,571.60
Beaches and Boardwalks		Self-Liquidating	412,200.00	PROPERTY ACQUIRED BY DEED OR FORECLOSURE	
Parks, Playgrounds, Shade Trees		Other	1,987,550.00	Balance January 1, 1989	
Land Reclamation & Conservation		Total	3,329,065.35	Transfers Fram Taxes or Liens	
Other Recreational Services		EQUALIZED VALUATION BASIS FOR NET DEBT COMPUTATION	198,473,807	Sale far Cash (1989)	
EDUCATION (excluding schools)		REAL PROPERTY VALUATIONS		Cancelled, Abated or Adjusted (1989)	
Libraries		Code Class # of Parcels % VAL'N ASSESSED VALUATION		Balance December 31, 1989	
Other Educational Services	3,060.00	1 Vacant Land 48 .37 483,100.00		CURRENT FINANCES DECEMBER 31, 1989	
STATUTORY EXPENDITURES		2 Residential 1527 97.30 127,679,350.00		ASSETS	
Pensions & F. I. C. A.	11,552.76	3 Farm 1 1.83 2,388,600.00		Cash Dec. 31, 1989	1,552,061.75
Employee Fringe Benefits	60,000.00	4a Commercial 16 1.83 2,388,600.00		Taxes Receivable	145,346.25
Other Statutory Expenditures	1,000.00	4b Industrial		Tax Title Liens	19,571.60
CETA And Other Public Employment Programs		4c Apartments		Foreclosed Property	
MUNICIPAL FUNCTIONS TOTAL	1,434,049.49	Total 1591 130,556,050.00		Emergencies & Other Deferred Charges	6,574.33
CAPITAL IMPROVEMENTS * MEMO *	10,000.00	Land Area 1.25 Sq. Miles		State and Federal Aid Receivable	
DEBT SERVICE		Net Valuation Taxable-Municipal	130,990,768	Other Receivables	48,813.26
Principal Payments	206,100.00	Net Valuation Taxable-County	202,701,417	Total	1,772,367.19
Interest Payments	123,402.84	State Equalized Valuation	225,531,356	LIABILITIES, RESERVES, AND SURPLUS	
DEFERRED CHARGES		State Equalization Ratio	58.00	Cash Liabilities	1,090,122.77
SCHOOL, COUNTY, SPECIAL DISTRICT TAXES	3,763,063.87			Reserves for Receivables	213,731.11
RESERVE FOR UNCOLLECTED TAXES	133,265.64			Surplus Dec. 31, 1989	468,513.31
EXPENDITURES TOTAL	5,661,173.91			Total	1,772,367.19

1418
 Population 1980 4,399
 Population 1990 4,590
 S & P Rating
 Moody Rating AA

General Tax Rate Per \$100 5.01
 State Equalized Tax Rate 1.43

MENDHAM BOROUGH - MORRIS COUNTY
 Form of Government:
Borough Council
 Number of Members on Governing Body - 6

PER CAPITA:
 Gross Debt 1,343.69
 Net Debt 631.64
 Debt Service 79.05
 Total Tax Levy 1,750.44
 Municipal Expenditures 615.59

PER CENT:
 Gross Debt 1.25
 Net Debt .59
 Tax Levy Collected 97.93
 Tax Levy Cancelled, Abated or Adjusted .04

EXPENDITURES	REVENUES-REALIZED	1989 PROPERTY TAX	
GENERAL GOVERNMENT		STATE EQUALIZED TAX RATE	
Governing Body & Public Boards		Local District School Taxes .48	2,877,785.00
Municipal Clerk		Regional & Consolidated School Tax .42	2,841,501.33
Financial Administration 51,934.00	1989 Property Taxes Collected 2,353,807.63	School Taxes in Municipal Budget	
Assessment of Taxes 22,830.00	1989 Payments in Lieu of Taxes	County Taxes .23	1,367,770.82
Collection of Taxes 27,355.00	Delinquent Tax & Lien Collections 90,445.94	County Library Taxes	
Planning, Housing & Development 39,570.00	Business Personalty Replacement Taxes 47,001.72	Local Municipal Purpose Taxes .24	1,427,865.00
Human Resources 43,640.00	Taxes from Public Utilities 359,894.00	Veteran & Senior Citizen Taxes	23,050.00
Elections	Other Miscellaneous Tax Revenues	Total Taxes for Rate Computation 1.43	8,537,972.15
General Administration (other) 241,320.00	State Aid Revenues 34,649.79	Special District Taxes	
JUDICIARY	Federal Aid Revenues	Bank Corp. Taxes	
Municipal Courts 31,852.00	State and Local Fiscal Assistance Act Utilized	Added and Omitted Taxes	44,729.31
PUBLIC SAFETY	Sale of Acquired Property	Total Taxes Levied - ABSTRACT	8,559,651.46
Fire Protection 23,950.00	Other Miscellaneous Revenues 901,552.50	Total Taxes Billed	3,560,882.02
Police Protection 595,346.00	Total 2,817,352.63	1989 TAXES COLLECTED	8,383,307.68
Civil Defense & Disaster Control 325.00	Prior Years Surplus Appropriated 534,000.00	1989 Taxes Cancelled, Abated or Adjusted	3,424.33
Environmental Inspection & Control 150,523.00	REVENUES TOTAL 10,351,352.63	Transfer to Tax Title Liens or Foreclosed	
Other Public Safety	Reserve For Uncollected Taxes 356,905.00	Balance Outstanding Dec. 31, 1989	173,050.01
PUBLIC WORKS	CAPITAL OUTLAY TOTAL 1,116,265.14	PRIOR YEARS TAXES OUTSTANDING	
Streets and Drainage 280,292.40	Public Enterprises 974,981.95	Balance January 1, 1989	93,494.20
Sewers and Sewage Processing	Recreation-Culture	Collected in 1989	90,440.94
Garbage and Trash Disposal 91,013.00	Public Works 137,783.19	Cancelled, Abated or Adjusted 1989	
Public Buildings and Grounds 16,500.00	Buildings and Grounds 3,500.00	Transfers to Tax Title Liens or Foreclosed	
Other Public Works	Library and Education	Balance December 31, 1989	3,047.26
HEALTH and WELFARE	Conservation	TAX TITLE LIENS OUTSTANDING	
Health Services Except Environmental 20,551.00	All Other	Balance January 1, 1989	
Welfare-Public Assistance 2,400.00	CAPITAL DEBT AUTHORIZED, DECEMBER 31, 1989	Transfer From Taxes	
Hospital, Clinics, First Aid 2,750.00	ISSUED AND UNISSUED	Redeemed in 1989	
Animal, Insect, & Rodent Control	GROSS DEBT	Cancelled, Abated or Adjusted (1989)	
Other Welfare Services	Schaal 552,406	Transfers to Foreclosed Property	
RECREATION and CONSERVATION	Self-Liquidating 4,491,000	Balance December 31, 1989	
Beaches and Boardwalks 43,590.00	Other 1,527,250	PROPERTY ACQUIRED BY DEED OR FORECLOSURE	
Parks, Playgrounds, Shade Trees 134,593.65	Total 6,570,656	Balance January 1, 1989	2,900.00
Land Reclamation & Conservation 27,020.00	ISSUED AND OUTSTANDING	Transfers From Taxes or Liens	
Other Recreational Services	Schaal 552,406.13	Sale for Cash (1989)	
EDUCATION (excluding schaals)	Self-Liquidating 3,491,000.00	Cancelled, Abated or Adjusted (1989)	
Libraries 35,006.00	Other 1,231,800.00	Balance December 31, 1989	2,900.00
Other Educational Services	Total 5,275,206.13	CURRENT FINANCES DECEMBER 31, 1989	
STATUTORY EXPENDITURES	EQUALIZED VALUATION BASIS FOR NET DEBT COMPUTATION 524,549,031	ASSETS	
Pensions & F. L. C. A. 136,157.54	REAL PROPERTY VALUATIONS	Cash Dec. 31, 1989	3,355,705.62
Employee Fringe Benefits 110,006.35	Code Class # of Parcels % VAL'N ASSESSED VALUATION	Taxes Receivable	176,697.27
Other Statutory Expenditures 200.00	1 Vacant Land 03 1.65 2,782,300.00	Tax Title Liens	
CETA And Other Public Employment Programs	2 Residential 1550 85.70 144,808,600.00	Foreclosed Property	2,900.00
MUNICIPAL FUNCTIONS TOTAL 2,231,335.00	3 Farm 81 3.48 5,873,850.00	Emergencies & Other Deferred Charges	108,200.00
CAPITAL IMPROVEMENTS * MEMO * 97,040.00	4a Commercial 76 8.89 15,018,010.00	State and Federal Aid Receivable	2,315.00
DEBT SERVICE	4b Industrial	Other Receivables	202,212.16
Principal Payments 304,000.00	4c Apartments 4 .29 498,200.00	Total	3,848,030.05
Interest Payments 82,538.38	Total 1779 168,980,960.00	LIABILITIES, RESERVES, AND SURPLUS	
DEFERRED CHARGES 35,420.48	Land Area 6.00 Sq. Miles	Cash Liabilities	2,857,767.19
SCHOOL, COUNTY, SPECIAL DISTRICT TAXES 7,087,057.15	Net Valuation Taxable-Municipal 169,983,088	Reserves for Receivables	381,809.43
RESERVE FOR UNCOLLECTED TAXES 356,965.00	Net Valuation Taxable-County 623,489,371	Surplus Dec. 31, 1989	608,453.43
EXPENDITURES TOTAL 10,097,316.01	State Equalized Valuation 591,638,129	Total	3,848,030.05
	State Equalization Ratio 28.61		

1419
 Population 1980 4,433
 Population 1990 4,537
 S & P Rating
 Moody Rating AA1

General Tax Rate Per \$100. 5.73
 State Equalized Tax Rate 1.35

MENDHAM TOWNSHIP - MORRIS COUNTY

Form of Government:
 Township Committee

Number of Members on Governing Body - 5

PER CAPITA:
 Gross Debt 1,036.99
 Net Debt 884.38
 Debt Service 134.66
 Total Tax Levy 2,367.31
 Municipal Expenditures 838.65

PER CENT:
 Gross Debt .72
 Net Debt .61
 Tax Levy Collected 96.07
 Tax Levy Cancelled, Abated or Adjusted 1.15

EXPENDITURES		REVENUES-REALIZED		1989 PROPERTY TAX		
GENERAL GOVERNMENT				STATE EQUALIZED TAX RATE		
Governing Body & Public Boards		1989 Property Taxes Collected	10,324,610.18	Local District School Taxes	.39 3,068,895.50	
Municipal Clerk		1989 Payments in Lieu of Taxes		Regional & Consolidated School Tax	.42 3,257,054.62	
Financial Administration	14,000.00	Delinquent Tax & Lien Collections	241,875.90	School Taxes in Municipal Budget		
Assessment of Taxes	25,900.00	Business Personalty Replacement Taxes	14,449.16	County Taxes	.23 1,801,441.81	
Collection of Taxes	81,300.00	Taxes from Public Utilities	396,255.00	County Library Taxes		
Planning, Housing & Development	44,400.00	Other Miscellaneous Tax Revenues		Local Municipal Purpose Taxes	.30 2,321,105.89	
Human Resources	47,939.00	State Aid Revenues	32,897.02	Veteron & Senior Citizen Taxes	15,350.00	
Elections		Federal Aid Revenues		Total Taxes for Rate Computation	1.34 10,463,847.82	
General Administration (other)	355,941.00	State and Local Fiscal Assistance Act Utilized		Special District Taxes		
JUDICIARY		Sole of Acquired Property		Bank Corp. Taxes		
Municipal Courts	33,700.00	Other Miscellaneous Revenues	454,498.47	Added and Omitted Taxes	291,984.98	
PUBLIC SAFETY		Total	11,464,584.73	Total Taxes Levied - ABSTRACT	10,740,482.80	
Fire Protection	67,103.00	Prior Years Surplus Appropriated	750,000.00	Total Taxes Billed	10,746,572.93	
Police Protection	735,011.00	REVENUES TOTAL	12,214,584.73	1989 TAXES COLLECTED	10,324,610.18	
Civil Defense & Disaster Control	75.00	Reserve For Uncollected Taxes	519,170.87	1989 Taxes Cancelled, Abated or Adjusted	123,359.66	
Environmental Inspection & Control	57,350.00	CAPITAL OUTLAY TOTAL		Transfer to Tax Title Liens or Foreclosed	2,173.28	
Other Public Safety	15,875.00	Public Enterprises	429,706.16	Bolance Outstanding Dec. 31, 1989	296,429.81	
PUBLIC WORKS		Recreation-Culture	19,834.72	PRIOR YEARS TAXES OUTSTANDING		
Streets and Drainage	434,568.00	Public Works	300,239.93	Balance January 1, 1989	245,819.34	
Sewers and Sewage Processing	39,200.00	Buildings and Grounds	109,631.51	Collected in 1989	215,590.94	
Garbage and Trash Disposal	80,000.00	Library and Education		Cancelled, Abated or Adjusted 1989	1,532.03	
Public Buildings and Grounds	93,300.00	Conservation		Transfers to Tax Title Liens or Foreclosed	19,070.67	
Other Public Works	6,000.00	All Other		Bolance December 31, 1989	9,625.70	
HEALTH and WELFARE		CAPITAL DEBT AUTHORIZED, DECEMBER 31, 1989		TAX TITLE LIENS OUTSTANDING		
Health Services Except Environmental	36,950.00	ISSUED AND UNISSUED	GROSS DEBT	NET DEBT		
Welfare-Public Assistance	2,500.00	School	692,371		Balance January 1, 1989	
Hospital, Clinics, First Aid		Self-Liquidating			Transfer From Taxes	
Animal, Insect, & Rodent Control		Other	4,012,450	4,012,450	Redeemed in 1989	
Other Welfare Services		Total	4,704,821	4,012,450	Cancelled, Abated or Adjusted (1989)	
RECREATION and CONSERVATION		ISSUED AND OUTSTANDING		Transfers to Foreclosed Property		
Beaches and Boardwalks		School		692,371.09	Bolance December 31, 1989	
Parks, Playgrounds, Shade Trees		Self-Liquidating			PROPERTY ACQUIRED BY DEED OR FORECLOSURE	
Land Reclamation & Conservation	1,400.00	Other		4,012,000.00	Bolance January 1, 1989	
Other Recreational Services	23,300.00	Total		4,704,371.09	Transfers From Taxes or Liens	
EDUCATION (excluding schools)		EQUALIZED VALUATION BASIS		Sale for Cash (1989)		
Libraries	82,300.00	FOR NET DEBT COMPUTATION		Cancelled, Abated or Adjusted (1989)		
Other Educotional Services	500.00	REAL PROPERTY VALUATIONS		Bolance December 31, 1989		
STATUTORY EXPENDITURES		Code	Class	# of Parcels	% VAL'N	ASSESSED VALUATION
Pensions & F. L. C. A.	231,130.00	1	Vocont Land	252	4.50	8,126,388.00
Employee Fringe Benefits	49,420.00	2	Residential	1497	90.53	163,409,624.00
Other Statutory Expenditures		3	Form	103	3.35	6,033,950.00
CETA And Other Public Employment Programs	2,626,812.00	4a	Commercial	6	1.55	2,790,500.00
MUNICIPAL FUNCTIONS		4b	Industrial	1	.02	37,100.00
CAPITAL IMPROVEMENTS	113,857.00	4c	Apartments			
DEBT SERVICE		Total	1859			180,397,562.00
Principal Payments	350,000.00	Land Area	17.60	Sq. Miles		
Interest Payments	260,966.00	Net Valuation Taxable-Municipal				180,875,224
DEFERRED CHARGES		Net Valuation Taxable-County				812,983,961
SCHOOL, COUNTY, SPECIAL DISTRICT TAXES	8,127,391.93	State Equalized Valuation				775,714,284
RESERVE FOR UNCOLLECTED TAXES	519,170.89	State Equalization Ratio				23.27
EXPENDITURES TOTAL	11,932,340.82					
				CURRENT FINANCES DECEMBER 31, 1989		
				ASSETS		
				Cash Dec. 31, 1989		1,507,318.30
				Taxes Receivable		306,055.51
				Tax Title Liens		28,429.94
				Foreclosed Property		
				Emergencies & Other Deferred Charges		125,000.00
				State and Federal Aid Receivable		
				Other Receivables		55,243.42
				Total		2,022,047.17
				LIABILITIES, RESERVES, AND SURPLUS		
				Cash Liabilities		510,761.40
				Reserves for Receivables		389,728.87
				Surplus Dec. 31, 1989		1,121,556.90
				Total		2,022,047.17

0424
 Population 1980 3,972
 Population 1990 4,095
 S & P Rating
 Moody Rating BAA1

General Tax Rate Per \$100. 4.31
 State Equalized Tax Rate 2.70

MERCHANTVILLE BOROUGH - CAMDEN CO.
 Form of Government:
Borough Council
 Number of Members on Governing Body - 6

PER CAPITA:
 Gross Debt 535.87
 Net Debt 240.28
 Debt Service 23.13
 Total Tax Levy 1,065.83
 Municipal Expenditures 560.57

PER CENT:
 Gross Debt 1.77
 Net Debt .80
 Tax Levy Collected 96.07
 Tax Levy Cancelled, Abated or Adjusted .71

EXPENDITURES		REVENUES-REALIZED		1989 PROPERTY TAX	
GENERAL GOVERNMENT		REVENUES-REALIZED		STATE EQUALIZED TAX RATE	
Governing Body & Public Boards		1989 Property Taxes Collected		Local District School Taxes 1.15	
Municipal Clerk		1989 Payments in Lieu of Taxes		Regional & Consolidated School Tax	
Financial Administration 34,380.00		Delinquent Tax & Lien Collections 118,423.95		School Taxes in Municipal Budget	
Assessment of Taxes 4,525.00		Business Personalty Replacement Taxes 29,519.12		County Taxes .82	
Collection of Taxes 15,630.00		Taxes from Public Utilities 314,849.00		County Library Taxes .02	
Planning, Housing & Development 16,700.00		Other Miscellaneous Tax Revenues		Local Municipal Purpose Taxes .71	
Human Resources 24,978.12		State Aid Revenues 80,828.37		Veteran & Senior Citizen Taxes	
Elections 3,876.40		Federal Aid Revenues		Total Taxes for Rate Computation 2.70	
General Administration (other) 233,795.00		State and Local Fiscal Assistance Act Utilized		Special District Taxes	
JUDICIARY		Sale of Acquired Property		Bank Corp. Taxes	
Municipal Courts 44,350.00		Other Miscellaneous Revenues		Added and Omitted Taxes	
PUBLIC SAFETY		Total 491,850.17		Total Taxes Levied - ABSTRACT	
Fire Protection 72,745.00		Prior Years Surplus Appropriated 235,000.00		Total Taxes Billed	
Police Protection 524,876.88		REVENUES TOTAL 5,445,193.99		1989 TAXES COLLECTED	
Civil Defense & Disaster Control 540.00		Reserve for Uncollected Taxes		1989 Taxes Cancelled, Abated or Adjusted 30,839.42	
Environmental Inspection & Control 250.00		CAPITAL OUTLAY TOTAL 305,778.73		Transfer to Tax Title Liens or Foreclosed	
Other Public Safety		Public Enterprises		Balance Outstanding Dec. 31, 1989 140,577.49	
PUBLIC WORKS		Recreation-Culture		PRIOR YEARS TAXES OUTSTANDING	
Streets and Drainage 80,700.00		Public Works 117,413.97		Balance January 1, 1989 119,267.91	
Sewers and Sewage Processing 282,538.60		Buildings and Grounds 189,364.76		Collected in 1989 118,423.95	
Garbage and Trash Disposal 299,690.00		Library and Education		Cancelled, Abated or Adjusted 1989	
Public Buildings and Grounds 37,650.00		Conservation		Transfers to Tax Title Liens or Foreclosed	
Other Public Works		All Other		Balance December 31, 1989 843.96	
HEALTH and WELFARE		CAPITAL DEBT AUTHORIZED, DECEMBER 31, 1989		TAX TITLE LIENS OUTSTANDING	
Health Services Except Environmental 1,300.00		ISSUED AND UNISSUED GROSS DEBT NET DEBT		Balance January 1, 1989	
Welfare-Public Assistance 11,850.00		School 1,135,000.00		Transfer From Taxes	
Hospital, Clinics, First Aid		Self-Liquidating 73,417.26		Redeemed in 1989	
Animal, Insect, & Rodent Control		Other 983,964.00		Cancelled, Abated or Adjusted (1989)	
Other Welfare Services		Total 2,194,381.00		Transfers to Foreclosed Property	
RECREATION and CONSERVATION		ISSUED AND OUTSTANDING		Balance December 31, 1989	
Beaches and Boardwalks		School 1,135,000.00		PROPERTY ACQUIRED BY DEED OR FORECLOSURE	
Parks, Playgrounds, Shade Trees		Self-Liquidating 73,417.26		Balance January 1, 1989 350.00	
Land Reclamation & Conservation		Other 320,000.00		Transfers From Taxes or Liens	
Other Recreational Services 23,895.00		Total 1,528,417.26		Sale for Cash (1989)	
EDUCATION (excluding schools)		EQUALIZED VALUATION BASIS FOR NET DEBT COMPUTATION 123,762,779		Cancelled, Abated or Adjusted (1989)	
Libraries		REAL PROPERTY VALUATIONS		Balance December 31, 1989 350.00	
Other Educational Services 1,700.00		Code Class # of Parcels % VALN ASSESSED VALUATION		CURRENT FINANCES DECEMBER 31, 1989	
STATUTORY EXPENDITURES		1 Vacant Land 67 .61 551,300.00		ASSETS	
Pensions & F. L. C. A. 104,659.00		2 Residential 1064 30.40 77,949,650.00		Cash Dec. 31, 1989 292,047.72	
Employee Fringe Benefits 113,800.00		3 Farm		Taxes Receivable 141,421.45	
Other Statutory Expenditures 4,100.00		4a Commercial 96 12.64 11,465,700.00		Tax Title Liens	
CETA And Other Public Employment Programs		4b Industrial		Foreclosed Property 350.00	
MUNICIPAL FUNCTIONS TOTAL 2,013,124.00		4c Apartments 23 6.36 5,771,100.00		Emergencies & Other Deferred Charges 124,902.24	
CAPITAL IMPROVEMENTS * MEMO *		Total 1245 90,736,750.00		State and Federal Aid Receivable	
DEBT SERVICE		Land Area .61 Sq. Miles		Other Receivables	
Principal Payments 65,000.00		Net Valuation Taxable-Municipal 101,134,050		Total 896,087.44	
Interest Payments 27,712.50		Net Valuation Taxable-County 132,756,664		LIABILITIES, RESERVES, AND SURPLUS	
DEFERRED CHARGES		State Equalized Valuation 155,251,626		Cash Liabilities	
SCHOOL, COUNTY, SPECIAL DISTRICT TAXES 3,207,105.69		State Equalization Ratio 62.64		Reserves for Receivables 463,537.42	
RESERVE FOR UNCOLLECTED TAXES 123,993.43				Surplus Dec. 31, 1989 127,524.09	
EXPENDITURES TOTAL 5,502,693.69				Total 880,087.44	

1210
 Population 1980 13,762
 Population 1990 12,804
 S & P Rating
 Moody Rating A1

General Tax Rate Per \$100. 3.85
 State Equalized Tax Rate 1.79

METUCHEN BOROUGH - MIDDLESEX CO.

Form of Government:

Borough Council

Number of Members on Governing Body - 6

PER CAPITA: Gross Debt 474.93
 Net Debt 441.80
 Debt Service 60.16
 Total Tax Levy 1,377.82
 Municipal Expenditures 554.72
 PER CENT: Gross Debt .72
 Net Debt .67
 Tax Levy Collected 97.77
 Tax Levy Cancelled, Abated or Adjusted .03

EXPENDITURES		REVENUES-REALIZED		1989 PROPERTY TAX	
GENERAL GOVERNMENT		1989 Property Taxes Collected		STATE EQUALIZED TAX RATE	
Governing Body & Public Boards			17,280,678.00	Local District School Taxes	.99 9,767,786.00
Municipal Clerk				Regional & Consolidated School Tax	
Financial Administration	12,962.00	1989 Payments in Lieu of Taxes		School Taxes in Municipal Budget	
Assessment of Taxes	23,590.00	Delinquent Tax & Lien Collections	417,306.00	County Taxes	.39 3,819,524.81
Collection of Taxes	104,591.00	Business Personality Replacement Taxes	296,771.00	County Library Taxes	
Planning, Housing & Development	53,250.00	Taxes from Public Utilities	950,604.00	Local Municipal Purpose Taxes	.41 3,980,180.00
Human Resources	97,212.00	Other Miscellaneous Tax Revenues		Veteran & Senior Citizen Taxes	123,150.00
Elections	7,065.00	State Aid Revenues	184,394.00	Total Taxes for Rate Computation	1.79 17,690,640.81
General Administration (other)	541,527.00	Federal Aid Revenues		Special District Taxes	
JUDICIARY		State and Local Fiscal Assistance Act Utilized		Bank Corp. Taxes	
Municipal Courts	93,035.00	Sale of Acquired Property		Added and Omitted Taxes	74,175.00
PUBLIC SAFETY		Other Miscellaneous Revenues	1,176,285.00	Total Taxes Levied - ABSTRACT	17,641,665.81
Fire Protection	214,882.00	Total	20,306,038.00	Total Taxes Billed	17,675,621.00
Police Protection	1,581,483.00	Prior Years Surplus Appropriated	349,000.00	1989 TAXES COLLECTED	
Civil Defense & Disaster Control	4,600.00	REVENUES TOTAL	20,655,038.00	1989 Taxes Cancelled, Abated or Adjusted	5,702.00
Environmental Inspection & Control	47,214.00	Reserve For Uncollected Taxes	426,927.00	Transfer to Tax Title Liens or Foreclosed	9,513.00
Other Public Safety		CAPITAL OUTLAY TOTAL	481,744.00	Balance Outstanding Dec. 31, 1989	379,728.00
PUBLIC WORKS				PRIOR YEARS TAXES OUTSTANDING	
Streets and Drainage	451,108.00	Public Enterprises		Balance January 1, 1989	428,083.00
Sewers and Sewage Processing	573,513.00	Recreation-Culture		Collected in 1989	412,803.00
Garbage and Trash Disposal	463,602.00	Public Works	378,704.00	Cancelled, Abated or Adjusted 1989	
Public Buildings and Grounds	179,979.00	Buildings and Grounds	103,040.00	Transfers to Tax Title Liens or Foreclosed	
Other Public Works		Library and Education		Balance December 31, 1989	15,280.00
HEALTH and WELFARE		Conservation		TAX TITLE LIENS OUTSTANDING	
Health Services Except Environmental	32,365.00	All Other		Balance January 1, 1989	15,914.00
Welfare-Public Assistance	25,970.00	CAPITAL DEBT AUTHORIZED, DECEMBER 31, 1989		Transfer From Taxes	9,513.00
Hospital, Clinics, First Aid		ISSUED AND UNISSUED		Redeemed in 1989	4,503.00
Animal, Insect, & Rodent Control		School		Cancelled, Abated or Adjusted (1989)	
Other Welfare Services		Self-Liquidating	375,000	Transfers to Foreclosed Property	
RECREATION and CONSERVATION		Other	5,705,997	Balance December 31, 1989	20,924.00
Beaches and Boardwalks		Total	6,080,997	PROPERTY ACQUIRED BY DEED OR FORECLOSURE	
Parks, Playgrounds, Shade Trees	119,531.00	ISSUED AND OUTSTANDING		Balance January 1, 1989	169,100.00
Land Reclamation & Conservation	2,732.00	School		Transfers From Taxes or Liens	
Other Recreational Services	74,174.00	Self-Liquidating	375,000.00	Sale for Cash (1989)	
EDUCATION (excluding schools)		Other	4,950,475.00	Cancelled, Abated or Adjusted (1989)	
Libraries	284,326.00	Total	5,325,475.00	Balance December 31, 1989	169,100.00
Other Educational Services	3,400.00	EQUALIZED VALUATION BASIS FOR NET DEBT COMPUTATION		CURRENT FINANCES DECEMBER 31, 1989	
STATUTORY EXPENDITURES		REAL PROPERTY VALUATIONS		ASSETS	
Pensions & F. L. C. A.	519,134.00	Code Class # of Parcels % VAL'N		Cash Dec. 31, 1989	1,225,006.00
Employee Fringe Benefits	362,991.00	1 Vacant Land 159 1.26		Taxes Receivable	395,008.00
Other Statutory Expenditures	5,000.00	2 Residential 4292 79.25		Tax Title Liens	20,924.00
CETA And Other Public Employment Programs		3 Farm		Foreclosed Property	169,100.00
MUNICIPAL FUNCTIONS TOTAL	5,393,356.00	4a Commercial 248 11.14		Emergencies & Other Deferred Charges	5,000.00
CAPITAL IMPROVEMENTS * MEMO *	50,000.00	4b Industrial 59 6.29		State and Federal Aid Receivable	45,300.00
DEBT SERVICE		4c Apartments 18 2.06		Other Receivables	19,263.00
Principal Payments	455,000.00	Total	4776	Total	1,879,601.00
Interest Payments	318,234.00	Land Area 2.75 Sq. Miles		LIABILITIES, RESERVES, AND SURPLUS	
DEFERRED CHARGES		Net Valuation Taxable-Municipal	457,180,403	Cash Liabilities	813,960.00
SCHOOL, COUNTY, SPECIAL DISTRICT TAXES	13,587,310.81	Net Valuation Taxable-County	1,015,598,057	Reserves for Receivables	604,295.00
RESERVE FOR UNCOLLECTED TAXES	426,927.00	State Equalized Valuation	971,181,073	Surplus Dec. 31, 1989	461,346.00
EXPENDITURES TOTAL	20,669,902.31	State Equalization Ratio	46.54	Total	1,879,601.00

0506

Population 1980 11,375
 Population 1990 14,771
 S & P Rating
 Moody Rating

General Tax Rate Per \$100. 2.43
 State Equalized Tax Rate 1.97

MIDDLE TOWNSHIP - CAPE MAY COUNTY

Form of Government:

Township Committee

Number of Members on Governing Body - 3

PER CAPITA:

Gross Debt 1,853.31
 Net Debt 274.12
 Debt Service 23.54
 Total Tax Levy 319.30
 Municipal Expenditures 593.16

PER CENT:

Gross Debt 5.39
 Net Debt .80
 Tax Levy Collected 88.89
 Tax Levy Cancelled, Abated or Adjusted 1.03

EXPENDITURES		REVENUES-REALIZED		1989 PROPERTY TAX	
GENERAL GOVERNMENT		REVENUES		STATE EQUALIZED TAX RATE	
Governing Body & Public Boards		1989 Property Taxes Collected	10,757,115.00	Local District School Taxes	1.18 7,125,132.00
Municipal Clerk		1989 Payments in Lieu of Taxes		Regional & Consolidated School Tax	
Financial Administration	131,307.00	Delinquent Tax & Lien Collections	906,811.00	School Taxes in Municipal Budget	
Assessment of Taxes	601,016.00	Business Personalty Replacement Taxes	109,955.00	County Taxes	.39 2,366,184.16
Collection of Taxes	133,175.00	Taxes from Public Utilities	3,130,699.00	County Library Taxes	.02 116,203.14
Planning, Housing & Development	52,676.00	Other Miscellaneous Tax Revenues		Local Municipal Purpose Taxes	.27 1,642,845.00
Human Resources	107,134.00	State Aid Revenues	444,661.00	Veteran & Senior Citizen Taxes	
Elections	1,050.00	Federal Aid Revenues		Total Taxes for Rate Computation	1.86 11,419,764.30
General Administration (other)	929,351.00	State and Local Fiscal Assistance Act Utilized		Special District Taxes	604,039.00
JUDICIARY		Sale of Acquired Property		Bank Corp. Taxes	
Municipal Courts	119,352.00	Other Miscellaneous Revenues	1,539,842.00	Added and Omitted Taxes	247,454.00
PUBLIC SAFETY		Total	15,349,033.00	Total Taxes Levied - ABSTRACT	12,101,857.30
Fire Protection	22,631.00	Prior Years Surplus Appropriated	1,346,500.00	Total Taxes Billed	12,101,169.00
Police Protection	1,226,457.00	REVENUES TOTAL	19,235,583.00	1989 TAXES COLLECTED	10,757,115.00
Civil Defense & Disaster Control	5,677.00	Reserve For Uncollected Taxes	1,029,235.00	1989 Taxes Cancelled, Abated or Adjusted	130,361.00
Environmental Inspection & Control	135,430.00	CAPITAL OUTLAY TOTAL	2,634,004.00	Transfer to Tax Title Liens or Foreclosed	59,831.00
Other Public Safety		Public Enterprises	2,066,218.00	Balance Outstanding Dec. 31, 1989	1,153,862.00
PUBLIC WORKS		Recreation-Culture		PRIOR YEARS TAXES OUTSTANDING	
Streets and Drainage	693,518.00	Public Works	567,736.00	Balance January 1, 1989	956,930.00
Sewers and Sewage Processing		Buildings and Grounds		Collected in 1989	368,233.00
Garbage and Trash Disposal	543,700.00	Library and Education		Cancelled, Abated or Adjusted 1989	4,530.00
Public Buildings and Grounds	52,362.00	Conservation		Transfers to Tax Title Liens or Foreclosed	26,562.00
Other Public Works	69,000.00	All Other		Balance December 31, 1989	57,605.00
HEALTH and WELFARE		CAPITAL DEBT AUTHORIZED, DECEMBER 31, 1989		TAX TITLE LIENS OUTSTANDING	
Health Services Except Environmental	111,215.00	ISSUED AND UNISSUED		Balance January 1, 1989	130,497.00
Welfare-Public Assistance	47,870.00	School	15,868,000.00	Transfer From Taxes	89,969.00
Hospital, Clinics, First Aid	500.00	Self-Liquidating	8,011,063.00	Redeemed in 1989	38,573.00
Animal, Insect, & Rodent Control	24,400.00	Other	3,496,210.00	Cancelled, Abated or Adjusted (1989)	
Other Welfare Services		Total	27,375,273.00	Transfers to Foreclosed Property	11,583.00
RECREATION and CONSERVATION		ISSUED AND OUTSTANDING		Balance December 31, 1989	170,305.00
Beaches and Boardwalks		School	15,868,000.00	PROPERTY ACQUIRED BY DEED OR FORECLOSURE	
Parks, Playgrounds, Shade Trees	1,450.00	Self-Liquidating	2,623,363.00	Balance January 1, 1989	2,222,152.00
Land Reclamation & Conservation	459,659.00	Other	3,179,000.00	Transfers From Taxes or Liens	11,583.00
Other Recreational Services	136,750.00	Total	21,670,363.00	Sale for Cash (1989)	94,030.00
EDUCATION (excluding schools)		EQUALIZED VALUATION BASIS FOR NET DEBT COMPUTATION	507,475,726	Cancelled, Abated or Adjusted (1989)	
Libraries		REAL PROPERTY VALUATIONS		Balance December 31, 1989	2,139,665.00
Other Educational Services	1,450.00	Code Class # of Parcels % VAL'N ASSESSED VALUATION		CURRENT FINANCES DECEMBER 31, 1989	
STATUTORY EXPENDITURES		1 Vacant Land 5328 11.74 53,546,150.00		ASSETS	
Pensions & F. L. C. A.	550,775.00	2 Residential 5434 03.27 238,623,800.00		Cash Dec. 31, 1989	5,230,644.00
Employee Fringe Benefits	429,650.00	3 Farm 163 1.05 4,830,300.00		Taxes Receivable	1,211,467.00
Other Statutory Expenditures		4a Commercial 412 22.94 104,634,300.00		Tax Title Liens	170,305.00
CETA And Other Public Employment Programs		4b Industrial 8 .46 2,081,300.00		Foreclosed Property	2,139,665.00
MUNICIPAL FUNCTIONS TOTAL	7,193,136.00	4c Apartments 12 .54 2,456,100.00		Emergencies & Other Deferred Charges	519,500.00
CAPITAL IMPROVEMENTS *MEMO*	1,000.00	Total 11362 456,171,950.00		State and Federal Aid Receivable	4,020.00
DEBT SERVICE		Land Area 74.02 Sq. Miles		Other Receivables	416,579.00
Principal Payments	200,000.00	Net Valuation Taxable-Municipal	463,853,995	Total	9,692,180.00
Interest Payments	221,516.00	Net Valuation Taxable-County	551,793,891	LIABILITIES, RESERVES, AND SURPLUS	
DEFERRED CHARGES		State Equalized Valuation	600,883,540	Cash Liabilities	3,306,681.00
SCHOOL, COUNTY, SPECIAL DISTRICT TAXES	10,211,558.30	State Equalization Ratio	76.90	Reserves for Receivables	3,938,016.00
RESERVE FOR UNCOLLECTED TAXES	1,029,235.00			Surplus Dec. 31, 1989	2,447,483.00
EXPENDITURES TOTAL	18,973,068.30			Total	9,692,180.00

Population 1980 13,480
 Population 1990 13,055
 S & P Rating
 Moody Rating A

General Tax Rate Per \$100. 3.51
 State Equalized Tax Rate 2.05

MIDDLESEX BOROUGH - MIDDLESEX CO.

Form of Government:

Borough Council

Number of Members on Governing Body - 6

PER CAPITA: Gross Debt 601.04 PER CENT: Gross Debt 1.10
 Net Debt 550.02 Net Debt 1.01
 Debt Service 92.25 Tax Levy Collected 97.19
 Total Tax Levy 1,308.92 Tax Levy Cancelled, Abated or Adjusted
 Municipal Expenditures 586.06

EXPENDITURES		REVENUES-REALIZED		1989 PROPERTY TAX	
GENERAL GOVERNMENT				STATE EQUALIZED TAX RATE 1.12	
Governing Body & Public Boards		1989 Property Taxes Collected	16,607,843.14	Local District School Taxes	9,295,835.25
Municipal Clerk		1989 Payments in Lieu of Taxes		Regional & Consolidated School Tax	
Financial Administration	5,350.00	Delinquent Tax & Lien Collections	343,510.68	School Taxes in Municipal Budget	
Assessment of Taxes	64,325.00	Business Personality Replacement Taxes	259,445.40	County Taxes	3,205,159.24
Collection of Taxes	57,747.00	Taxes from Public Utilities	1,054,617.00	County Library Taxes	
Planning, Housing & Development		Other Miscellaneous Tax Revenues		Local Municipal Purpose Taxes	4,496,097.65
Human Resources	73,306.03	State Aid Revenues	200,280.26	Veteran & Senior Citizen Taxes	149,500.00
Elections	6,128.00	Federal Aid Revenues		Total Taxes for Rate Computation	17,146,642.14
General Administration (other)	622,238.00	State and Local Fiscal Assistance Act Utilized		Special District Taxes	
JUDICIARY		Sale of Acquired Property		Bank Corp. Taxes	
Municipal Courts	65,716.24	Other Miscellaneous Revenues	759,845.52	Added and Omitted Taxes	90,746.73
PUBLIC SAFETY		Total	19,225,542.00	Total Taxes Levied - ABSTRACT	17,087,888.87
Fire Protection	249,232.13	Prior Years Surplus Appropriated	900,000.00	Total Taxes Billed	17,087,888.87
Police Protection	1,372,323.03	REVENUES TOTAL	20,125,542.00	1989 TAXES COLLECTED	16,607,843.14
Civil Defense & Disaster Control	14,450.00	Reserve For Uncollected Taxes	331,898.60	1989 Taxes Cancelled, Abated or Adjusted	
Environmental Inspection & Control	39,403.00	CAPITAL OUTLAY TOTAL	927,416.06	Transfer to Tax Title Liens or Foreclosed	
Other Public Safety				Balance Outstanding Dec. 31, 1989	480,045.73
PUBLIC WORKS		Public Enterprises		PRIOR YEARS TAXES OUTSTANDING	
Streets and Drainage	633,524.75	Recreation-Culture	36.74	Balance January 1, 1989	372,936.60
Sewers and Sewage Processing	589,357.00	Public Works	909,488.60	Collected in 1989	343,489.16
Gorbage and Trash Disposal	705,766.00	Buildings and Grounds	17,364.89	Cancelled, Abated or Adjusted 1989	
Public Buildings and Grounds	65,800.00	Library and Education	525.83	Transfers to Tax Title Liens or Foreclosed	
Other Public Works	43,000.00	Conservation		Balance December 31, 1989	29,447.44
HEALTH and WELFARE		All Other		TAX TITLE LIENS OUTSTANDING	
Health Services Except Environmental	98,254.00			Balance January 1, 1989	49,466.74
Welfare-Public Assistance	5,008.00	CAPITAL DEBT AUTHORIZED, DECEMBER 31, 1989		Transfer From Taxes	
Hospital, Clinics, First Aid		ISSUED AND UNISSUED	GROSS DEBT	Redeemed in 1989	21.52
Animal, Insect, & Rodent Control		School	666,000	Cancelled, Abated or Adjusted (1989)	
Other Welfare Services		Self-Liquidating	65,000	Transfers to Foreclosed Property	
RECREATION and CONSERVATION		Other	7,115,568	Balance December 31, 1989	49,445.22
Beaches and Boardwalks		Total	7,846,568	PROPERTY ACQUIRED BY DEED OR FORECLOSURE	
Parks, Playgrounds, Shade Trees	159,055.00	ISSUED AND OUTSTANDING		Balance January 1, 1989	1,574,500.00
Land Reclamation & Conservation	1,500.00	School	666,000.00	Transfers From Taxes or Liens	
Other Recreational Services	101,145.00	Self-Liquidating	65,000.00	Sole for Cash (1989)	
EDUCATION (excluding schools)		Other	5,616,000.00	Cancelled, Abated or Adjusted (1989)	
Libraries	240,151.30	Total	6,347,000.00	Balance December 31, 1989	1,574,500.00
Other Educational Services	500.00	EQUALIZED VALUATION BASIS FOR NET DEBT COMPUTATION	711,899,398	CURRENT FINANCES DECEMBER 31, 1989	
STATUTORY EXPENDITURES		REAL PROPERTY VALUATIONS		ASSETS	
Pensions & F. I. C. A.	455,239.00	Code Class # of Parcels % VAL'N	ASSESSED VALUATION	Cash Dec. 31, 1989	1,803,724.71
Employee Fringe Benefits	292,376.00	1 Vacant Land 291 1.54	7,467,900.00	Taxes Receivable	509,493.17
Other Statutory Expenditures		2 Residential 3970 74.07	358,186,000.00	Tax Title Liens	49,445.22
CETA And Other Public Employment Programs		3 Farm 4 .06	319,700.00	Foreclosed Property	1,574,500.00
MUNICIPAL FUNCTIONS TOTAL	6,076,858.58	4a Commercial 178 6.97	33,699,500.00	Emergencies & Other Deferred Charges	30,715.01
CAPITAL IMPROVEMENTS *MEMO*	5,000.00	4b Industrial 153 15.28	73,874,400.00	State and Federal Aid Receivable	33,199.27
DEBT SERVICE		4c Apartments 5 2.07	10,005,000.00	Other Receivables	106,445.43
Principal Payments	736,000.00	Total 4601	483,552,500.00	Total	4,107,522.81
Interest Payments	413,304.79	Land Area 3.45 Sq. Miles		LIABILITIES, RESERVES, AND SURPLUS	
DEFERRED CHARGES	38,000.00	Net Valuation Taxable-Municipal	485,489,126	Cash Liabilities	875,139.91
SCHOOL, COUNTY, SPECIAL DISTRICT TAXES	12,501,044.49	Net Valuation Taxable-County	853,337,252	Reserves for Receivables	2,239,883.82
RESERVE FOR UNCOLLECTED TAXES	331,898.60	State Equalized Valuation	828,098,423	Surplus Dec. 31, 1989	992,499.08
EXPENDITURES TOTAL	20,152,106.46	State Equalization Ratio	58.53	Total	4,107,522.81

Population 1980 62,574
 Population 1990 63,183
 S & P Rating AA-
 Moody Rating A1

General Tax Rate Per \$100. 3.52
 State Equalized Tax Rate 1.69

MIDDLETOWN TWP. - MONMOUTH CO.

Form of Government:

Special Charter (P.L. 1971 c. 237)

Number of Members on Governing Body - 5

PER CAPITA:
 Gross Debt 798.86
 Net Debt 704.62
 Debt Service 78.32
 Total Tax Levy 1,289.18
 Municipal Expenditures 501.34

PER CENT:
 Gross Debt 1.25
 Net Debt 1.10
 Tax Levy Collected 96.86
 Tax Levy Cancelled, Abated or Adjusted

EXPENDITURES		REVENUES-REALIZED		1989 PROPERTY TAX		
GENERAL GOVERNMENT		REVENUES-REALIZED		STATE EQUALIZED TAX RATE 1.69		
Governing Body & Public Boards		1989 Property Taxes Collected	85,133,743.78	Local District School Taxes	49,559,198.00	
Municipal Clerk		1989 Payments in Lieu of Taxes		Regional & Consolidated School Tax		
Financial Administration	242,350.00	Delinquent Tax & Lien Collections	2,248,701.53	School Taxes in Municipal Budget		
Assessment of Taxes	305,960.00	Business Personalty Replacement Taxes	269,325.63	County Taxes	19,185,432.15	
Collection of Taxes	234,550.00	Taxes from Public Utilities	4,453,442.00	County Library Taxes		
Planning, Housing & Development	399,873.00	Other Miscellaneous Tax Revenues		Local Municipal Purpose Taxes	15,613,180.46	
Human Resources	141,501.99	State Aid Revenues	833,722.91	Veteran & Senior Citizen Taxes	455,450.00	
Elections	15,250.00	Federal Aid Revenues		Total Taxes for Rate Computation	84,813,260.61	
General Administration (other)	3,744,103.00	State and Local Fiscal Assistance Act Utilized		Special District Taxes	2,600,000.00	
JUDICIARY		Sole of Acquired Property		Bank Corp. Taxes		
Municipal Courts	299,163.69	Other Miscellaneous Revenues	4,392,738.06	Added and Omitted Taxes	942,225.26	
PUBLIC SAFETY		Total	97,341,673.96	Total Taxes Levied - ABSTRACT	87,900,035.87	
Fire Protection	1,002,144.95	Prior Years Surplus Appropriated	7,000,600.00	Total Taxes Billed	87,900,035.87	
Police Protection	6,331,279.31	REVENUES TOTAL	104,402,273.95	1989 TAXES COLLECTED		
Civil Defense & Disaster Control	42,341.00	Reserve For Uncollected Taxes	3,727,654.00	1989 Taxes Cancelled, Abated or Adjusted		
Environmental Inspection & Control	427,786.00	CAPITAL OUTLAY TOTAL 6,722,663.19		Transfer to Tax Title Liens or Foreclosed		
Other Public Safety		Public Enterprises		Balance Outstanding Dec. 31, 1989	2,761,292.09	
PUBLIC WORKS		Recreation-Culture	396,377.13	PRIOR YEARS TAXES OUTSTANDING		
Streets and Drainage	3,840,670.00	Public Works	5,554,145.52	Balance January 1, 1989	2,461,224.99	
Sewers and Sewage Processing		Buildings and Grounds	629,703.72	Collected in 1989	2,117,015.73	
Garbage and Trash Disposal		Library and Education	142,431.77	Cancelled, Abated or Adjusted 1989		
Public Buildings and Grounds	1,448,500.00	Conservation		Transfers to Tax Title Liens or Foreclosed		
Other Public Works	65,563.00	All Other		Balance December 31, 1989	344,209.26	
HEALTH and WELFARE		CAPITAL DEBT AUTHORIZED, DECEMBER 31, 1989		TAX TITLE LIENS OUTSTANDING		
Health Services Except Environmental	556,857.96	ISSUED AND UNISSUED		Balance January 1, 1989	307,411.76	
Welfare-Public Assistance	74,908.00	School	6,426,000	Transfer From Taxes		
Hospital, Clinics, First Aid		Self-Liquidating		Redeemed in 1989	131,635.80	
Animal, Insect, & Rodent Control	26,700.00	Other	49,042,819	Cancelled, Abated or Adjusted (1989)		
Other Welfare Services		Total	54,668,819	Transfers to Foreclosed Property		
RECREATION and CONSERVATION		ISSUED AND OUTSTANDING		Balance December 31, 1989	175,725.96	
Beaches and Boardwalks		School	6,426,000.00	PROPERTY ACQUIRED BY DEED OR FORECLOSURE		
Parks, Playgrounds, Shade Trees	1,179,304.00	Self-Liquidating		Balance January 1, 1989	1,387,385.00	
Land Reclamation & Conservation	1,152,533.65	Other	39,150,565.00	Transfers From Taxes or Liens		
Other Recreational Services	59,650.00	Total	45,576,565.00	Sole for Cosh (1989)		
EDUCATION (excluding schools)		EQUALIZED VALUATION BASIS FOR NET DEBT COMPUTATION		Balance December 31, 1989		
Libraries	982,445.00	REAL PROPERTY VALUATIONS		1,387,385.00		
Other Educational Services		Code	Class	# of Parcels	% VAL'N	ASSESSED VALUATION
STATUTORY EXPENDITURES		1	Vocont Lond	1399	1.43	34,204,300.00
Pensions & F. L. C. A.	1,641,955.45	2	Residential	20774	82.28	1,961,333,500.00
Employee Fringe Benefits		3	Form	232	.72	17,012,700.00
Other Statutory Expenditures		4a	Commercial	596	14.20	339,810,400.00
CETA And Other Public Employment Programs	24,206,339.01	4b	Industrial	5	.14	3,371,100.00
MUNICIPAL FUNCTIONS TOTAL		4c	Apartment	14	1.17	27,904,800.00
CAPITAL IMPROVEMENTS *11E.M.O.*		Total		23520		2,363,641,900.00
DEBT SERVICE		Land Area 41.08 Sq. Miles		Net Valuation Taxable-Municipal		2,395,070,675
Principal Payments	2,535,402.00	Net Valuation Taxable-County		State Equalized Valuation		4,579,275,744
Interest Payments	2,804,470.95	State Equalized Valuation		State Equalization Ratio		4.933,564.62
DEFERRED CHARGES						47.94
SCHOOL, COUNTY, SPECIAL DISTRICT TAXES	909,689.23					
RESERVE FOR UNCOLLECTED TAXES	71,344,650.15					
EXPENDITURES TOTAL	105,527,324.34					

*Includes County Health Service Taxes, County Vocational School Taxes, or County Open Space Tax. See Table 13.

Population 1980 7,381
 Population 1990 7,047
 S & P Rating
 Moody Rating A1

General Tax Rate Per \$100. 1.73
 State Equalized Tax Rate 1.52

MIDLAND PARK BOROUGH - BERGEN CO.

Form of Government:

Borough Council

Number of Members on Governing Body - 6

PER CAPITA:

Gross Debt 351.33
 Net Debt 351.33
 Debt Service 64.93
 Total Tax Levy 1,288.80
 Municipal Expenditures 602.43

PER CENT:

Gross Debt .45
 Net Debt .45
 Tax Levy Collected 98.47
 Tax Levy Cancelled, Abated or Adjusted .01

EXPENDITURES		REVENUES-REALIZED			1989 PROPERTY TAX	
GENERAL GOVERNMENT					STATE EQUALIZED TAX RATE	
Governing Body & Public Boards		1989 Property Taxes Collected	8,958,422.33	Local District School Taxes	.83	4,934,492.00
Municipal Clerk		1989 Payments in Lieu of Taxes		Regional & Consolidated School Tax		
Financial Administration	59,360.46	Delinquent Tax & Lien Collections	88,830.86	School Taxes in Municipal Budget		
Assessment of Taxes	17,760.00	Business Personalty Replacement Taxes	138,366.08	County Taxes	.23	1,363,960.79
Collection of Taxes	6,500.00	Taxes from Public Utilities	388,585.00	County Library Taxes		
Planning, Housing & Development	12,815.00	Other Miscellaneous Tax Revenues		Local Municipal Purpose Taxes	.46	2,762,561.00
Human Resources		State Aid Revenues	96,535.21	Veteran & Senior Citizen Taxes		69,400.00
Elections		Federal Aid Revenues		Total Taxes for Rate Computation	1.52	9,130,413.79
General Administration (other)	384,749.76	State and Local Fiscal Assistance Act Utilized		Special District Taxes		
JUDICIARY		Sale of Acquired Property		Bank Corp. Taxes		
Municipal Courts	49,742.18	Other Miscellaneous Revenues	645,968.83	Added and Omitted Taxes		21,192.41
PUBLIC SAFETY		Total	10,316,708.31	Total Taxes Levied - ABSTRACT		9,082,206.20
Fire Protection	55,895.36	Prior Years Surplus Appropriated	550,000.00	Total Taxes Billed		9,097,336.39
Police Protection	735,711.07	REVENUES TOTAL	10,866,708.31	1989 TAXES COLLECTED		8,958,422.33
Civil Defense & Disaster Control	685.88	Reserve For Uncollected Taxes	453,510.00	1989 Taxes Cancelled, Abated or Adjusted		1,295.77
Environmental Inspection & Control	40,450.00	CAPITAL OUTLAY TOTAL	236,850.99	Transfer to Tax Title Liens or Foreclosed		1,678.10
Other Public Safety		Public Enterprises		Balance Outstanding Dec. 31, 1989		135,940.19
PUBLIC WORKS		Recreation-Culture	16,913.75	PRIOR YEARS TAXES OUTSTANDING		
Streets and Drainage	253,650.00	Public Works	118,462.43	Balance January 1, 1989		88,856.91
Sewers and Sewage Processing	844,305.03	Buildings and Grounds	98,274.76	Collected in 1989		88,830.86
Garbage and Trash Disposal		Library and Education	3,200.00	Cancelled, Abated or Adjusted 1989		26.05
Public Buildings and Grounds	57,040.00	Conservation		Transfers to Tax Title Liens or Foreclosed		
Other Public Works	16,000.00	All Other		Balance December 31, 1989		
HEALTH and WELFARE		CAPITAL DEBT AUTHORIZED, DECEMBER 31, 1989			TAX TITLE LIENS OUTSTANDING	
Health Services Except Environmental	40,885.00	ISSUED AND UNISSUED		Balance January 1, 1989		15,645.10
Welfare-Public Assistance	1,800.00	School		Transfer From Taxes		1,678.10
Hospital, Clinics, First Aid		Self-Liquidating		Redeemed in 1989		
Animal, Insect, & Radent Control		Other	2,475,310	Cancelled, Abated or Adjusted (1989)		
Other Welfare Services		Total	2,475,310	Transfers to Foreclosed Property		
RECREATION and CONSERVATION		ISSUED AND OUTSTANDING		Balance December 31, 1989		17,323.20
Beaches and Boardwalks		School		PROPERTY ACQUIRED BY DEED OR FORECLOSURE		
Parks, Playgrounds, Shade Trees	5,000.00	Self-Liquidating		Balance January 1, 1989		200.00
Land Reclamation & Conservation	140,511.26	Other	2,162,310.00	Transfers From Taxes or Liens		
Other Recreational Services	43,735.00	Total	2,162,310.00	Sale for Cash (1989)		
EDUCATION (excluding schools)		EQUALIZED VALUATION BASIS		Cancelled, Abated or Adjusted (1989)		
Libraries	197,652.00	FOR NET DEBT COMPUTATION	552,782,141	Balance December 31, 1989		200.00
Other Educational Services		REAL PROPERTY VALUATIONS		CURRENT FINANCES DECEMBER 31, 1989		
STATUTORY EXPENDITURES		Code Class # of Parcels % VAL'N ASSESSED VALUATION		ASSETS		
Pensions & F. L. C. A.	218,169.00	1 Vacant Land 69 .85 4,459,000.00		Cash Dec. 31, 1989		2,297,333.50
Employee Fringe Benefits	119,555.00	2 Residential 2114 77.45 4,039,907,000.00		Taxes Receivable		135,940.19
Other Statutory Expenditures	100.00	3 Farm		Tax Title Liens		17,323.20
CETA And Other Public Employment Programs		4a Commercial 117 13.19 68,794,000.00		Foreclosed Property		200.00
MUNICIPAL FUNCTIONS TOTAL	3,302,952.00	4b Industrial 34 6.00 31,294,100.00		Emergencies & Other Deferred Charges		62,367.00
CAPITAL IMPROVEMENTS * M = 40 *	155,000.00	4c Apartments 5 2.50 13,043,500.00		State and Federal Aid Receivable		
DEBT SERVICE		Total	2339	521,581,300.00		
Principal Payments	327,330.00	Land Area	1.69	Sq. Miles		
Interest Payments	130,170.18	Net Valuation Taxable-Municipal		524,632,600		
DEFERRED CHARGES		Net Valuation Taxable-County		577,303,072		
SCHOOL, COUNTY, SPECIAL DISTRICT TAXES	31,339.00	State Equalized Valuation		595,757,323		
RESERVE FOR UNCOLLECTED TAXES	6,298,452.79	State Equalization Ratio		88.00		
EXPENDITURES TOTAL	10,543,753.97					

1023
 Population 1980 1,363
 Population 1990 1,273
 S & P Rating
 Moody Rating

General Tax Rate Per \$100. 1.77
 State Equalized Tax Rate 1.75

MILFORD BOROUGH - HUNTERDON CO.
 Form of Government:
 Borough Council
 Number of Members on Governing Body - 6

PER CAPITA:
 Gross Debt 655.67
 Net Debt 405.04
 Debt Service
 Total Tax Levy 1,257.36
 Municipal Expenditures 725.44

PER CENT:
 Gross Debt 1.05
 Net Debt .55
 Tax Levy Collected 94.75
 Tax Levy Cancelled, Aboted or Adjusted .80

EXPENDITURES	REVENUES-REALIZED	1989 PROPERTY TAX
GENERAL GOVERNMENT		STATE EQUALIZED TAX RATE 1.77
Governing Body & Public Boards	1989 Property Taxes Collected 1,512,439.18	Local District School Taxes .33 752,021.00
Municipal Clerk 10,500.00	1989 Payments in Lieu of Taxes	Regional & Consolidated School Tax .57 470,002.28
Financial Administration 4,314.00	Delinquent Tax & Lien Collections 64,904.00	School Taxes in Municipal Budget
Assessment of Taxes 10,000.00	Business Personalty Replacement Taxes 192,493.98	County Taxes .32 285,713.39
Collection of Taxes 15,335.00	Taxes from Public Utilities 174,297.00	County Library Taxes
Planning, Housing & Development 1,000.00	Other Miscellaneous Tax Revenues	Local Municipal Purpose Taxes .10 89,639.09
Human Resources 1,000.00	State Aid Revenues 7,647.57	Veteran & Senior Citizen Taxes 17,400.00
Elections	Federal Aid Revenues	Total Taxes for Rate Computation 1.77 1,014,775.76
General Administration (other) 1,081,100.00	State and Local Fiscal Assistance Act Utilized	Special District Taxes
JUDICIARY	Sole of Acquired Property	Bank Corp. Taxes
Municipal Courts 7,430.76	Other Miscellaneous Revenues 272,856.42	Added and Omitted Taxes 3,246.17
PUBLIC SAFETY	Total 2,380,643.05	Total Taxes Levied - ABSTRACT 1,600,621.93
Fire Protection 43,024.17	Prior Years Surplus Appropriated 150,000.00	Total Taxes Billed 1,518,439.18
Police Protection 116,710.00	REVENUES TOTAL 2,380,643.05	1989 TAXES COLLECTED
Civil Defense & Disaster Control 250.00	Reserve For Uncollected Taxes 121,944.58	1989 Taxes Cancelled, Aboted or Adjusted 12,870.94
Environmental Inspection & Control	CAPITAL OUTLAY TOTAL 7,833.69	Transfer to Tax Title Liens or Foreclosed 1,004.09
Other Public Safety	Public Enterprises 4,590.00	Balance Outstanding Dec. 31, 1989 70,268.24
PUBLIC WORKS	Recreation-Culture 3,243.69	PRIOR YEARS TAXES OUTSTANDING
Streets and Drainage 121,000.00	Public Works	Balance January 1, 1989 64,904.00
Sewers and Sewage Processing	Buildings and Grounds	Collected in 1989 64,904.00
Garbage and Trash Disposal 102,500.00	Library and Education	Cancelled, Aboted or Adjusted 1989
Public Buildings and Grounds 7,000.00	Conservation	Transfers to Tax Title Liens or Foreclosed
Other Public Works	All Other	Balance December 31, 1989
HEALTH and WELFARE		TAX TITLE LIENS OUTSTANDING
Health Services Except Environmental 500.00		Balance January 1, 1989 11,733.27
Welfare-Public Assistance 2,320.00		Transfer From Taxes 1,004.09
Hospital, Clinics, First Aid		Redeemed in 1989
Animal, Insect, & Rodent Control 1,001.00		Cancelled, Aboted or Adjusted (1989) 1,543.90
Other Welfare Services		Transfers to Foreclosed Property
RECREATION and CONSERVATION		Balance December 31, 1989 11,193.46
Beaches and Boardwalks		PROPERTY ACQUIRED BY DEED OR FORECLOSURE
Parks, Playgrounds, Shade Trees 6,000.00		Balance January 1, 1989
Land Reclamation & Conservation 4,320.00		Transfers From Taxes or Liens
Other Recreational Services 3,000.00		Sale for Cash (1989)
EDUCATION (excluding schools)		Cancelled, Aboted or Adjusted (1989)
Libraries 40,000.00		Balance December 31, 1989
Other Educational Services		CURRENT FINANCES DECEMBER 31, 1989
STATUTORY EXPENDITURES		ASSETS
Pensions & F. L. C. A. 55,000.00		Cash Dec. 31, 1989 936,467.08
Employee Fringe Benefits 29,267.24		Taxes Receivable 70,268.24
Other Statutory Expenditures 6,500.00		Tax Title Liens 11,193.46
CETA And Other Public Employment Programs		Foreclosed Property
MUNICIPAL FUNCTIONS TOTAL 769,272.17		Emergencies & Other Deferred Charges 15,000.00
CAPITAL IMPROVEMENTS *MEMO* 5,000.00		State and Federal Aid Receivable
DEBT SERVICE		Other Receivables 20,059.02
Principal Payments		Total 1,052,987.80
Interest Payments		LIABILITIES, RESERVES, AND SURPLUS
DEFERRED CHARGES 32,250.02		Cash Liabilities 654,501.59
SCHOOL, COUNTY, SPECIAL DISTRICT TAXES 1,507,736.67		Reserves for Receivables 101,520.72
RESERVE FOR UNCOLLECTED TAXES 121,944.58		Surplus Dec. 31, 1989 296,965.49
EXPENDITURES TOTAL 2,431,223.44		Total 1,052,987.80
	EQUALIZED VALUATION BASIS FOR NET DEBT COMPUTATION 79,696,682	
	REAL PROPERTY VALUATIONS	
	Code Class # of Parcels % VAL'N ASSESSED VALUATION	
	1 Vacant Land 75 4.97 4,477,500.00	
	2 Residential 392 65.29 59,822,500.00	
	3 Farm 3 .35 309,970.00	
	3a Commercial 42 11.02 9,930,000.00	
	4b Industrial 4 15.31 13,796,100.00	
	4c Apartments 2 3.07 2,764,400.00	
	Total 518 90,100,470.00	
	Land Area 1.30 Sq. Miles	
	Net Valuation Taxable-Municipal 90,357,982	
	Net Valuation Taxable-County 86,614,125	
	State Equalized Valuation 90,656,298	
	State Equalization Ratio 99.67	

Population 1980 19,543
 Population 1990 18,630
 S & P Rating AA+
 Moody Rating AAA

General Tax Rate Per \$100. 2.73
 State Equalized Tax Rate 1.37

MILLBURN TOWNSHIP - ESSEX COUNTY

Form of Government:

Township Committee

Number of Members on Governing Body - 5

PER CAPITA: Gross Debt 450.32 PER CENT: Gross Debt .29
 Net Debt 249.68 Net Debt .16
 Debt Service 41.11 Tax Levy Collected 98.96
 Total Tax Levy 2,428.07 Tax Levy Cancelled, Abated
 Municipal Expenditures 973.46 or Adjusted .04

EXPENDITURES		REVENUES-REALIZED		1989 PROPERTY TAX	
GENERAL GOVERNMENT		REVENUES-REALIZED		STATE EQUALIZED TAX RATE	
Governing Body & Public Boards	5,000.00	1989 Property Taxes Collected	44,768,450.74	Local District School Taxes	46 15,059,053.09
Municipal Clerk	33,200.00	1989 Payments in Lieu of Taxes	151,700.00	Regional & Cansolidated Schaal Tax	
Financial Administration	207,295.00	Delinquent Tax & Lien Collections	333,980.00	Schaal Taxes in Municipal Budget	
Assessment of Taxes	101,835.00	Business Personalty Replacement Taxes	443,329.00	County Taxes	.59 19,633,246.31
Collection of Taxes	91,675.00	Taxes from Public Utilities	2,059,937.00	County Library Taxes	
Planning, Hausing & Development	18,540.00	Other Miscellaneous Tax Revenues	7,526.00	Local Municipal Purpose Taxes	.32 10,441,624.00
Human Resources	40,578.00	State Aid Revenues	150,780.00	Veteran & Senior Citizen Taxes	81,450.00
Elections	7,000.00	Federal Aid Revenues		Total Taxes for Rate Computation	1.37 45,215,373.40
General Administration (other)	1,249,069.00	State and Local Fiscal Assistance Act Utilized		Special District Taxes	
JUDICIARY		Sale of Acquired Property		Bank Corp. Taxes	
Municipal Courts	127,728.00	Other Miscellaneous Revenues	3,296,612.03	Added and Omitted Taxes	101,012.17
PUBLIC SAFETY		Total	51,262,314.77	Total Taxes Levied - ABSTRACT	45,234,935.57
Fire Protection	2,457,867.00	Priar Years Surplus Appropriated	2,429,000.00	Total Taxes Billed	45,238,750.27
Police Protection	2,860,976.00	REVENUES TOTAL	53,691,314.77	1989 TAXES COLLECTED	44,768,450.74
Civil Defense & Disaster Control	4,850.00	Reserve For Uncollected Taxes	566,105.00	1989 Taxes Cancelled, Abated or Adjusted	20,094.63
Environmental Inspection & Control	130,250.00	CAPITAL OUTLAY TOTAL	724,086.93	Transfer to Tax Title Liens or Foreclosed	
Other Public Safety		Public Enterprises		Balance Outstanding Dec. 31, 1989	450,204.90
PUBLIC WORKS		Recreation-Culture		PRIOR YEARS TAXES OUTSTANDING	
Streets and Drainage	1,461,404.00	Public Works	612,472.58	Balance January 1, 1989	371,193.49
Sewers and Sewage Processing	1,467,320.00	Buildings and Grounds	111,614.40	Collected in 1989	370,437.01
Garbage and Trash Disposal	1,222,500.00	Library and Education		Cancelled, Abated or Adjusted 1989	486.38
Public Buildings and Grounds	777,096.00	Conservation		Transfers to Tax Title Liens or Foreclosed	
Other Public Works		All Other		Balance December 31, 1989	270.10
HEALTH and WELFARE		CAPITAL DEBT AUTHORIZED, DECEMBER 31, 1989		TAX TITLE LIENS OUTSTANDING	
Health Services Except Environmental	228,237.00	ISSUED AND UNISSUED	GROSS DEBT	Balance January 1, 1989	18,370.51
Welfare-Public Assistance	6,255.00	Schaal	3,738,000.00	Transfer From Taxes	
Hospital, Clinics, First Aid		Self-Liquidating		Redeemed in 1989	18,370.51
Animal, Insect, & Rodent Control		Other	4,651,500.00	Cancelled, Abated or Adjusted (1989)	
Other Welfare Services		Total	8,389,500.00	Transfers to Foreclosed Property	
RECREATION and CONSERVATION		ISSUED AND OUTSTANDING		Balance December 31, 1989	
Beaches and Boardwalks		Schaal	3,738,000.00	PROPERTY ACQUIRED BY DEED OR FORECLOSURE	
Parks, Playgrounds, Shade Trees	1,100,820.00	Self-Liquidating		Balance January 1, 1989	14,000.00
Land Reclamation & Conservation		Other	4,623,000.00	Transfers From Taxes or Liens	
Other Recreational Services	34,650.00	Total	8,361,000.00	Sale for Cash (1989)	
EDUCATION (excluding schools)		EQUALIZED VALUATION BASIS FOR NET DEBT COMPUTATION	2,928,190,382	Cancelled, Abated or Adjusted (1989)	
Libraries	693,600.00	REAL PROPERTY VALUATIONS		Balance December 31, 1989	14,000.00
Other Educational Services	7,000.00	Code Class # of Parcels % VAL'N	ASSESSED VALUATION	CURRENT FINANCES DECEMBER 31, 1989	
STATUTORY EXPENDITURES		1 Vacant Land 97 .60	9,830,600.00	ASSETS	
Pensions & F. L. C. A.	1,374,518.00	2 Residential 6152 77.00	1,266,758,700.00	Cash Dec. 31, 1989	3,751,572.00
Employee Fringe Benefits	1,044,418.00	3 Farm		Taxes Receivable	450,475.00
Other Statutory Expenditures		4a Commercial 226 19.44	319,782,200.00	Tax Title Liens	14,000.00
CETA And Other Public Employment Programs		4b Industrial 32 1.97	32,345,000.00	Foreclosed Property	
MUNICIPAL FUNCTIONS TOTAL	16,803,711.00	4c Apartments 21 1.00	16,466,200.00	Emergencies & Other Deferred Charges	236,646.00
CAPITAL IMPROVEMENTS * MEMO *	705,000.00	Total	1,645,182,700.00	State and Federal Aid Receivable	165,217.00
DEBT SERVICE		Land Area 10.00 Sq. Miles		Other Receivables	7,380.00
Principal Payments	520,000.00	Net Valuation Taxable-Municipal	1,653,397,000	Total	4,625,290.00
Interest Payments	245,813.00	Net Valuation Taxable-County	3,050,705,658	LIABILITIES, RESERVES, AND SURPLUS	
DEFERRED CHARGES		State Equalized Valuation	3,292,012,104	Cash Liabilities	2,242,532.00
SCHOOL, COUNTY, SPECIAL DISTRICT TAXES	34,692,299.40	State Equalization Ratio	50.10	Reserves for Receivables	471,855.00
RESERVE FOR UNCOLLECTED TAXES	566,105.00			Surplus Dec. 31, 1989	1,910,903.00
EXPENDITURES TOTAL	52,827,928.40			Total	4,625,290.00

Population 1980 530
 Population 1990 450
 S & P Rating
 Moody Rating

General Tax Rate Per \$100. 3.31
 State Equalized Tax Rate 1.49

MILLSTONE BOROUGH - SOMERSET CO.

Form of Government:

Borough Council

Number of Members on Governing Body - 6

PER CAPITA: PER CENT:
 Gross Debt 11.11 Gross Debt .02
 Net Debt 11.11 Net Debt .02
 Debt Service 2.96 Tax Levy Collected 97.03
 Total Tax Levy 1,060.79 Tax Levy Cancelled, Abated
 Municipal Expenditures 414.31 or Adjusted

EXPENDITURES		REVENUES-REALIZED		1989 PROPERTY TAX	
GENERAL GOVERNMENT		REVENUES-REALIZED		STATE EQUALIZED TAX RATE	
Governing Body & Public Boards		1989 Property Taxes Collected	463,456.17	Local District School Taxes	253,330.00
Municipal Clerk		1989 Payments in Lieu of Taxes		Regional & Consolidated School Tax	
Financial Administration	12,500.00	Delinquent Tax & Lien Collections	11,682.37	School Taxes in Municipal Budget	
Assessment of Taxes	4,150.00	Business Personalty Replacement Taxes	2,411.84	County Taxes	121,954.55
Collection of Taxes	7,005.00	Taxes from Public Utilities	48,918.00	County Library Taxes	8,330.75
Planning, Housing & Development	4,000.00	Other Miscellaneous Tax Revenues		Local Municipal Purpose Taxes	92,966.98
Human Resources		State Aid Revenues	3,455.00	Veteran & Senior Citizen Taxes	4,700.00
Elections	325.00	Federal Aid Revenues		Total Taxes for Rate Computation	481,782.28
General Administration (other)	19,200.00	State and Local Fiscal Assistance Act Utilized		Special District Taxes	
JUDICIARY		Sale of Acquired Property		Bank Corp. Taxes	
Municipal Courts	3,050.00	Other Miscellaneous Revenues	11,507.38	Added and Omitted Taxes	273.08
PUBLIC SAFETY		Total	541,540.32	Total Taxes Levied - ABSTRACT	477,355.36
Fire Protection	27,657.00	Prior Years Surplus Appropriated	25,000.00	Total Taxes Billed	477,349.59
Police Protection	300.00	REVENUES TOTAL	566,540.32	1989 TAXES COLLECTED	463,456.17
Civil Defense & Disaster Control	1,000.00	Reserve For Uncollected Taxes	21,731.00	1989 Taxes Cancelled, Abated or Adjusted	
Environmental Inspection & Control	2,000.00	CAPITAL OUTLAY TOTAL	1,251.75	Transfer to Tax Title Liens or Foreclosed	
Other Public Safety		Public Enterprises		Balance Outstanding Dec. 31, 1989	14,193.42
PUBLIC WORKS		Recreation-Culture	1,050.75	PRIOR YEARS TAXES OUTSTANDING	
Streets and Drainage	14,000.00	Public Works	201.00	Balance January 1, 1989	11,682.37
Sewers and Sewage Processing		Buildings and Grounds		Collected in 1989	11,582.37
Garbage and Trash Disposal	53,534.15	Library and Education		Cancelled, Abated or Adjusted 1989	
Public Buildings and Grounds	5,000.00	Conservation		Transfers to Tax Title Liens or Foreclosed	
Other Public Works		All Other		Balance December 31, 1989	
HEALTH and WELFARE		CAPITAL DEBT AUTHORIZED, DECEMBER 31, 1989		TAX TITLE LIENS OUTSTANDING	
Health Services Except Environmental	2,100.00	ISSUED AND UNISSUED		Balance January 1, 1989	
Welfare-Public Assistance	200.00	School		Transfer From Taxes	
Hospital, Clinics, First Aid		Self-Liquidating		Redeemed in 1989	
Animal, Insect, & Rodent Control		Other	5,000	Cancelled, Abated or Adjusted (1989)	
Other Welfare Services		Total	5,000	Transfers to Foreclosed Property	
RECREATION and CONSERVATION		ISSUED AND OUTSTANDING		Balance December 31, 1989	
Beaches and Boardwalks		School		PROPERTY ACQUIRED BY DEED OR FORECLOSURE	
Parks, Playgrounds, Shade Trees	2,300.00	Self-Liquidating		Balance January 1, 1989	
Land Reclamation & Conservation	25.00	Other	5,000.00	Transfers From Taxes or Liens	
Other Recreational Services		Total	5,000.00	Sole for Cosh (1989)	
EDUCATION (excluding schools)		EQUALIZED VALUATION BASIS FOR NET DEBT COMPUTATION	28,955,025	Cancelled, Abated or Adjusted (1989)	
Libraries		REAL PROPERTY VALUATIONS		Balance December 31, 1989	
Other Educational Services	240.00	Code		CURRENT FINANCES DECEMBER 31, 1989	
STATUTORY EXPENDITURES		Class		ASSETS	
Pensions & F. L. C. A.	5,500.00	# of Parcels		Cosh Dec. 31, 1989	99,362.95
Employee Fringe Benefits		% VAL'N		Taxes Receivable	14,193.42
Other Statutory Expenditures	500.00	1 Vocant Land	1.12	Tax Title Liens	
CETA And Other Public Employment Programs		2 Residential	91.20	Foreclosed Property	
MUNICIPAL FUNCTIONS TOTAL	153,326.15	3 Farm	.23	Emergencies & Other Deferred Charges	600.00
CAPITAL IMPROVEMENTS * * * * *	1,000.00	4a Commercial	6.56	State and Federal Aid Receivable	
DEBT SERVICE		4b Industrial		Other Receivables	40.00
Principal Payments	1,000.00	4c Apartments		Total	114,196.37
Interest Payments	151.50	Total	179	LIABILITIES, RESERVES, AND SURPLUS	
DEFERRED CHARGES		Land Area	.60 Sq. Miles	Cash Liabilities	37,620.51
SCHOOL, COUNTY, SPECIAL DISTRICT TAXES	384,115.30	Net Valuation Taxable-Municipal	14,422,251	Reserves for Receivables	14,233.42
RESERVE FOR UNCOLLECTED TAXES	21,731.00	Net Valuation Taxable-County	29,364,362	Surplus Dec. 31, 1989	62,336.44
EXPENDITURES TOTAL	570,553.95	State Equalized Valuation	32,122,704	Total	114,196.37
		State Equalization Ratio	44.87		

1332

Population 1980 3,926
 Population 1990 5,069
 S & P Rating
 Moody Rating

General Tax Rate Per \$100. 1.38
 State Equalized Tax Rate 1.50

MILLSTONE TOWNSHIP - MONMOUTH CO.

Form of Government:

Township Committee

Number of Members on Governing Body - 3

PER CAPITA:

Gross Debt 553.28
 Net Debt 553.28
 Debt Service
 Total Tax Levy 1,681.52
 Municipal Expenditures 566.18

PER CENT:

Gross Debt 9.73
 Net Debt 9.73
 Tax Levy Collected 84.70
 Tax Levy Cancelled, Abated or Adjusted 3.6

EXPENDITURES		REVENUES-REALIZED			1989 PROPERTY TAX	
GENERAL GOVERNMENT					STATE EQUALIZED TAX RATE .57	
Governing Body & Public Boards		1989 Property Taxes Collected	7,220,510.95		Local District School Taxes	4,742,411.00
Municipal Clerk		1989 Payments in Lieu of Taxes			Regional & Consolidated School Tax	
Financial Administration	43,875.00	Delinquent Tax & Lien Collections	523,803.45		School Taxes in Municipal Budget	
Assessment of Taxes	74,418.00	Business Personality Replacement Taxes	45,528.60		County Taxes	1,801,669.30
Collection of Taxes	34,353.82	Taxes from Public Utilities	447,056.00		County Library Taxes	57,777.96
Planning, Housing & Development	94,178.00	Other Miscellaneous Tax Revenues	71,097.05		Local Municipal Purpose Taxes	707,000.00
Human Resources		Federal Aid Revenues			Veteran & Senior Citizen Taxes	25,300.00
Elections	890.00	State and Local Fiscal Assistance Act Utilized			Total Taxes for Rate Computation	7,334,158.26
General Administration (other)	447,291.00	Sale of Acquired Property			Special District Taxes	288,383.00
JUDICIARY		Other Miscellaneous Revenues	1,020,434.11		Bank Corp. Taxes	
Municipal Courts	72,458.63	Prior Years Surplus Appropriated	860,500.00		Added and Omitted Taxes	926,366.08
PUBLIC SAFETY		REVENUES TOTAL	10,188,930.16		Total Taxes Levied - ABSTRACT	8,523,607.34
Fire Protection	9,629.00	Reserve For Uncollected Taxes	721,375.43		Total Taxes Billed	8,524,938.91
Police Protection	45,000.00	CAPITAL OUTLAY TOTAL	552,617.85		1989 TAXES COLLECTED	7,220,510.95
Civil Defense & Disaster Control	1,000.00	Public Enterprises			1989 Taxes Cancelled, Abated or Adjusted	30,566.98
Environmental Inspection & Control	57,235.50	Recreation-Culture			Transfer to Tax Title Liens or Foreclosed	5,546.79
Other Public Safety		Public Works	49,809.61		Balance Outstanding Dec. 31, 1989	1,268,314.19
PUBLIC WORKS		Buildings and Grounds	602,808.24		PRIOR YEARS TAXES OUTSTANDING	
Streets and Drainage	459,314.00	Library and Education			Balance January 1, 1989	541,883.28
Sewers and Sewage Processing	309,037.50	Conservation			Collected in 1989	523,716.30
Garbage and Trash Disposal	30,000.00	All Other			Cancelled, Abated or Adjusted 1989	13,637.59
Public Buildings and Grounds	65,000.00	CAPITAL DEBT AUTHORIZED, DECEMBER 31, 1989			Transfers to Tax Title Liens or Foreclosed	4,529.39
Other Public Works		ISSUED AND UNISSUED	GROSS DEBT	NET DEBT	Balance December 31, 1989	
HEALTH and WELFARE		Schaal			TAX TITLE LIENS OUTSTANDING	
Health Services Except Environmental	43,100.00	Self-Liquidating			Balance January 1, 1989	674.53
Welfare-Public Assistance	6,310.00	Other	2,804,580	2,804,580	Transfer From Taxes	11,082.81
Hospital, Clinics, First Aid	4,000.00	Total	2,804,580	2,804,580	Redeemed in 1989	87.15
Animal, Insect, & Rodent Control	500.00	ISSUED AND OUTSTANDING			Cancelled, Abated or Adjusted (1989)	
Other Welfare Services		Schaal			Transfers to Foreclosed Property	
RECREATION and CONSERVATION		Self-Liquidating			Balance December 31, 1989	11,670.19
Beaches and Boardwalks		Other			PROPERTY ACQUIRED BY DEED OR FORECLOSURE	
Parks, Playgrounds, Shade Trees	2,300.00	Total			Balance January 1, 1989	92,180.00
Land Reclamation & Conservation	13,459.00	EQUALIZED VALUATION BASIS			Transfers From Taxes or Liens	
Other Recreational Services	35,000.00	FOR NET DEBT COMPUTATION		385,346,733	Sale for Cash (1989)	
EDUCATION (excluding schools)		REAL PROPERTY VALUATIONS			Cancelled, Abated or Adjusted (1989)	
Libraries		Code Class # of Parcels % VAL'N ASSESSED VALUATION			Balance December 31, 1989	92,180.00
Other Educational Services	1,000.00	1 Vacant Land 909 22.31 117,771,500.00			CURRENT FINANCES DECEMBER 31, 1989	
STATUTORY EXPENDITURES		2 Residential 1214 56.34 297,366,935.00			ASSETS	
Pensions & F. L. C. A.	61,400.00	3 Farm 685 14.30 75,487,745.00			Cash Dec. 31, 1989	4,939,076.92
Employee Fringe Benefits	30,000.00	4a Commercial 62 5.83 30,751,500.00			Taxes Receivable	1,268,314.19
Other Statutory Expenditures	6,510.18	4b Industrial 4 .78 4,118,700.00			Tax Title Liens	11,670.19
CETA And Other Public Employment Programs		4c Apartments 4 .43 2,273,700.00			Foreclosed Property	92,180.00
MUNICIPAL FUNCTIONS TOTAL	2,016,259.63	Total 2878 527,770,080.00			Emergencies & Other Deferred Charges	53,557.77
CAPITAL IMPROVEMENTS *MEMO*	30,000.00	Land Area 37.38 Sq. Miles			State and Federal Aid Receivable	
DEBT SERVICE		Net Valuation Taxable-Municipal	530,166,627		Other Receivables	434,599.62
Principal Payments		Net Valuation Taxable-County	435,520,047		Total	6,799,398.69
Interest Payments		State Equalized Valuation	483,596,529		LIABILITIES, RESERVES, AND SURPLUS	
DEFERRED CHARGES		State Equalization Ratio	108.55		Cash Liabilities	3,909,085.57
SCHOOL, COUNTY, SPECIAL DISTRICT TAXES	132,310.22				Reserves for Receivables	1,806,764.00
RESERVE FOR UNCOLLECTED TAXES	6,897,241.26				Surplus Dec. 31, 1989	1,083,549.12
EXPENDITURES TOTAL	9,760,136.54				Total	6,799,398.69

Population 1980 7,136
 Population 1990 6,963
 S & P Rating
 Moody Rating A

General Tax Rate Per \$100. 3.37
 State Equalized Tax Rate 1.90

MILLTOWN BOROUGH - MIDDLESEX CO.
 Form of Government:
 Borough Council
 Number of Members on Governing Body - 6

PER CAPITA: Gross Debt 383.19 PER CENT: Gross Debt 1.53
 Net Debt 352.35 Net Debt .63
 Debt Service 60.10 Tax Levy Collected 96.06
 Total Tax Levy 1,205.14 Tax Levy Cancelled, Abated
 Municipal Expenditures 491.94 or Adjusted .20

EXPENDITURES		REVENUES-REALIZED		1989 PROPERTY TAX	
GENERAL GOVERNMENT		REVENUES-REALIZED		STATE EQUALIZED TAX RATE	
Governing Body & Public Boords		1989 Property Taxes Collected	9,086,010.03	Local District School Taxes	1.02 4,770,049.46
Municipal Clerk		1989 Payments in Lieu of Taxes		Regional & Consolidated School Tax	
Financial Administration	51,635.00	Delinquent Tax & Lien Collections	329,383.83	School Taxes in Municipal Budget	
Assessment of Taxes	13,146.00	Business Personalty Replacement Taxes	93,343.37	County Taxes	.40 1,843,418.53
Collection of Taxes	37,955.00	Taxes from Public Utilities	194,253.00	County Library Taxes	
Planning, Housing & Development	12,940.00	Other Miscellaneous Tax Revenues		Local Municipal Purpose Taxes	.37 1,745,060.82
Human Resources	32,730.00	State Aid Revenues	229,679.34	Veteran & Senior Citizen Taxes	92,000.00
Elections	4,127.00	Federal Aid Revenues		Total Taxes for Rate Computation	1.79 3,450,523.31
General Administration (other)	375,255.77	State and Local Fiscal Assistance Act Utilized		Special District Taxes	
JUDICIARY		Sale of Acquired Property		Bank Corp. Taxes	
Municipal Courts	64,113.00	Other Miscellaneous Revenues	653,240.55	Added and Omitted Taxes	36,860.37
PUBLIC SAFETY		Total	9,590,910.62	Total Taxes Levied - ABSTRACT	3,397,389.18
Fire Protection	44,770.97	Prior Years Surplus Appropriated	603,000.00	Total Taxes Billed	8,417,759.98
Police Protection	477,536.00	REVENUES TOTAL	10,193,910.62	1989 TAXES COLLECTED	8,080,010.03
Civil Defense & Disaster Control	100.00	Reserve For Uncollected Taxes	337,064.43	1989 Taxes Cancelled, Abated or Adjusted	16,724.73
Environmental Inspection & Control	22,713.00	CAPITAL OUTLAY TOTAL	491,329.13	Transfer to Tax Title Liens or Foreclosed	9,977.72
Other Public Safety		Public Enterprises	60,747.00	Balance Outstanding Dec. 31, 1989	305,047.50
PUBLIC WORKS		Recreation-Culture	72,006.45	PRIOR YEARS TAXES OUTSTANDING	
Streets and Drainage	220,038.00	Public Works	223,520.27	Balance January 1, 1989	199,243.28
Sewers and Sewage Processing		Buildings and Grounds	110,495.23	Collected in 1989	197,043.09
Garbage and Trash Disposal	302,949.00	Library and Education	24,500.18	Cancelled, Abated or Adjusted 1989	940.58
Public Buildings and Grounds	133,610.00	Conservation		Transfers to Tax Title Liens or Foreclosed	659.61
Other Public Works		All Other		Balance December 31, 1989	
HEALTH and WELFARE		CAPITAL DEBT AUTHORIZED, DECEMBER 31, 1989		TAX TITLE LIENS OUTSTANDING	
Health Services Except Environmental	15,204.00	ISSUED AND UNISSUED		Balance January 1, 1989	155,919.97
Welfare-Public Assistance	14,822.00	School	1,645,000	Transfer From Taxes	10,711.53
Hospital, Clinics, First Aid		Self-Liquidating	1,450,000	Redeemed in 1989	131,740.74
Animal, Insect, & Rodent Control	2,116.00	Other	3,059,050	Cancelled, Abated or Adjusted (1989)	
Other Welfare Services		Total	6,154,050	Transfers to Foreclosed Property	
RECREATION and CONSERVATION		ISSUED AND OUTSTANDING		Balance December 31, 1989	34,890.76
Beaches and Boardwalks		School	1,645,000.00	PROPERTY ACQUIRED BY DEED OR FORECLOSURE	
Parks, Playgrounds, Shade Trees	113,942.00	Self-Liquidating	254,000.00	Balance January 1, 1989	
Land Reclamation & Conservation	36,800.00	Other	2,171,240.00	Transfers From Taxes or Liens	
Other Recreational Services	92,046.00	Total	4,070,240.00	Sale for Cash (1989)	
EDUCATION (excluding schools)		EQUALIZED VALUATION BASIS FOR NET DEBT COMPUTATION	402,920,840	Cancelled, Abated or Adjusted (1989)	
Libraries	37,736.13	REAL PROPERTY VALUATIONS		Balance December 31, 1989	
Other Educational Services		Code Class # of Parcels % VAL'N ASSESSED VALUATION		CURRENT FINANCES DECEMBER 31, 1989	
STATUTORY EXPENDITURES		1 Vacant Land 98 1.73 4,299,500.00		ASSETS	
Pensions & F. L. C. A.	186,859.07	2 Residential 2323 85.30 211,692,500.00		Cash Dec. 31, 1989	2,168,291.80
Employee Fringe Benefits	160,659.00	3 Farm 90 6.77 16,802,200.00		Taxes Receivable	305,047.50
Other Statutory Expenditures		4a Commercial 6 5.59 13,880,000.00		Tax Title Liens	34,890.76
CETA And Other Public Employment Programs		4c Apartments 8 .51 1,503,600.00		Foreclosed Property	
MUNICIPAL FUNCTIONS TOTAL	2,641,499.00	Total 2525 248,177,800.00		Emergencies & Other Deferred Charges	3,793.13
CAPITAL IMPROVEMENTS *MEMO*	73,000.00	Land Area 1.60 Sq. Miles		State and Federal Aid Receivable	
DEBT SERVICE		Net Valuation Taxable-Municipal	243,632,036	Other Receivables	300,319.89
Principal Payments	320,000.00	Net Valuation Taxable-County	490,001,299	Total	2,812,343.08
Interest Payments	93,744.36	State Equalized Valuation	466,166,002	LIABILITIES, RESERVES, AND SURPLUS	
DEFERRED CHARGES	30,525.74	State Equalization Ratio	53.29	Cash Liabilities	877,082.38
SCHOOL, COUNTY, SPECIAL DISTRICT TAXES	6,613,467.99			Reserves for Receivables	635,117.65
RESERVE FOR UNCOLLECTED TAXES	337,064.43			Surplus Dec. 31, 1989	1,300,143.05
EXPENDITURES TOTAL	10,041,301.52			Total	2,812,343.08

0510
 Population 1980 24,515
 Population 1990 25,992
 S & P Rating A
 Moody Rating

General Tax Rate Per \$100. 3.15
 State Equalized Tax Rate 2.94

MILLVILLE CITY - CUMBERLAND COUNTY
 Form of Government:
Commission (1911)
 Number of Members on Governing Body - 5

PER CAPITA:
 Gross Debt 812.39
 Net Debt 469.38
 Debt Service 56.49
 Total Tax Levy 753.17
 Municipal Expenditures 490.90

PER CENT:
 Gross Debt 3.53
 Net Debt 2.04
 Tax Levy Collected 93.22
 Tax Levy Cancelled, Abated or Adjusted .84

EXPENDITURES		REVENUES-REALIZED		1989 PROPERTY TAX	
GENERAL GOVERNMENT		REVENUES-REALIZED		STATE EQUALIZED TAX RATE	
Governing Body & Public Boards	119,075.00	1989 Property Taxes Collected	13,666,344.24	Local District School Taxes	1.00 6,655,325.22
Municipal Clerk	157,044.05	1989 Payments in Lieu of Taxes	24,526.30	Regional & Consolidated School Tax	.04 264,116.50
Financial Administration	105,150.00	Delinquent Tax & Lien Collections	953,695.65	School Taxes in Municipal Budget	1.02 * 6,796,375.05
Assessment of Taxes	107,250.00	Business Personalty Replacement Taxes	1,547,541.00	County Taxes	.88 5,843,600.62
Collection of Taxes	141,185.00	Taxes from Public Utilities	2,501,203.26	Local Municipal Purpose Taxes	2.94 19,849,967.39
Planning, Housing & Development	453,559.19	Other Miscellaneous Tax Revenues	25,000.00	Veteran & Senior Citizen Taxes	
Human Resources	26,190.00	State Aid Revenues		Total Taxes for Rate Computation	
Elections	1,586,037.33	Federal Aid Revenues		Special District Taxes	
General Administration (other)		State and Local Fiscal Assistance Act Utilized		Bank Corp. Taxes	
JUDICIARY		Sale of Acquired Property		Added and Omitted Taxes	
Municipal Courts	113,000.00	Other Miscellaneous Revenues	1,610,180.52	Total Taxes Levied - ABSTRACT	19,576,493.54
PUBLIC SAFETY		Total	25,811,820.94	Total Taxes Billed	20,024,058.69
Fire Protection	294,804.88	Prior Years Surplus Appropriated	223,000.00	1989 TAXES COLLECTED	18,666,344.24
Police Protection	2,102,023.81	REVENUES TOTAL	26,039,820.94	1989 Taxes Cancelled, Abated or Adjusted	168,973.42
Civil Defense & Disaster Control	12,450.00	Reserve For Uncollected Taxes	1,202,647.08	Transfer to Tax Title Liens or Foreclosed	79,738.15
Environmental Inspection & Control	183,650.00	CAPITAL OUTLAY TOTAL	2,230,279.81	Balance Outstanding Dec. 31, 1989	1,109,002.88
Other Public Safety		Public Enterprises	332,025.52	PRIOR YEARS TAXES OUTSTANDING	
PUBLIC WORKS		Recreation—Culture	125,930.00	Balance January 1, 1989	1,028,881.68
Streets and Drainage	1,093,609.95	Public Works	870,614.95	Collected in 1989	886,899.29
Sewers and Sewage Processing	671,250.00	Buildings and Grounds		Cancelled, Abated or Adjusted 1989	57,941.21
Garbage and Trash Disposal	74,500.00	Library and Education		Transfers to Tax Title Liens or Foreclosed	24,912.65
Public Buildings and Grounds	219,350.00	Conservation		Balance December 31, 1989	59,128.53
Other Public Works	100,000.00	All Other	901,709.34	TAX TITLE LIENS OUTSTANDING	
HEALTH and WELFARE		CAPITAL DEBT AUTHORIZED, DECEMBER 31, 1989		Balance January 1, 1989	155,046.15
Health Services Except Environmental	24,100.00	ISSUED AND UNISSUED		Transfer From Taxes	108,608.02
Welfare—Public Assistance	112,075.00	School	6,547,050	Redeemed in 1989	71,796.37
Hospital, Clinics, First Aid	20,000.00	Self-Liquidating	7,179,344	Cancelled, Abated or Adjusted (1989)	
Animal, Insect, & Rodent Control	5,000.00	Other	7,389,295	Transfers to Foreclosed Property	1,787.04
Other Welfare Services		Total	21,115,690	Balance December 31, 1989	190,070.76
RECREATION and CONSERVATION		ISSUED AND OUTSTANDING		PROPERTY ACQUIRED BY DEED OR FORECLOSURE	
Beaches and Boardwalks		School	5,313,000.00	Balance January 1, 1989	152,780.00
Parks, Playgrounds, Shade Trees	216,425.00	Self-Liquidating	2,088,948.13	Transfers From Taxes or Liens	1,787.04
Land Reclamation & Conservation	10,000.00	Other	5,251,995.99	Sale for Cash (1989)	
Other Recreational Services	94,440.00	Total	12,653,944.12	Cancelled, Abated or Adjusted (1989)	
EDUCATION (excluding schools)		EQUALIZED VALUATION BASIS FOR NET DEBT COMPUTATION		Balance December 31, 1989	154,567.04
Libraries	162,000.00	FOR NET DEBT COMPUTATION	598,811,383	CURRENT FINANCES DECEMBER 31, 1989	
Other Educational Services		REAL PROPERTY VALUATIONS		ASSETS	
STATUTORY EXPENDITURES		Code Class # of Parcels % VAL'N ASSESSED VALUATION		Cash Dec. 31, 1989	3,823,497.06
Pensions & F. I. C. A.	723,140.26	1 Vacant Land 1846 4.51 27,732,600.00		Taxes Receivable	1,168,131.41
Employee Fringe Benefits	775,000.00	2 Residential 6858 62.52 384,895,300.00		Tax Title Liens	190,070.76
Other Statutory Expenditures		3 Farm 187 .92 5,682,200.00		Foreclosed Property	154,567.04
CETA And Other Public Employment Programs		4a Commercial 381 12.93 79,592,700.00		Emergencies & Other Deferred Charges	203,145.18
MUNICIPAL FUNCTIONS TOTAL	9,903,309.47	4b Industrial 67 14.18 87,284,800.00		State and Federal Aid Receivable	16,923.27
CAPITAL IMPROVEMENTS *MEMO*	112,500.00	4c Apartments 34 4.94 30,399,700.00		Other Receivables	463,714.99
DEBT SERVICE		Total 9373 615,587,300.00		Total	6,020,049.71
Principal Payments	866,500.00	Land Area 43.00 Sq. Miles		LIABILITIES, RESERVES, AND SURPLUS	
Interest Payments	601,835.82	Net Valuation Taxable-Municipal	621,698,804	Cash Liabilities	3,034,406.82
TYPE I SCHL DEBT *MEMO	869,651.99	Net Valuation Taxable-County	616,058,152	Reserves for Receivables	1,815,921.70
DEFERRED CHARGES	180,204.73	State Equalized Valuation	665,763,561	Surplus Dec. 31, 1989	1,169,721.19
SCHOOL, COUNTY, SPECIAL DISTRICT TAXES	13,715,816.77	State Equalization Ratio	93.32	Total	6,020,049.71
RESERVE FOR UNCOLLECTED TAXES	1,202,647.08				
EXPENDITURES TOTAL	26,475,313.87				

1420

Population 1980 3,325
 Population 1990 3,333
 S & P Rating A
 Moody Rating

General Tax Rate Per \$100. 4.76
 State Equalized Tax Rate 1.68

MINE HILL TOWNSHIP - MORRIS COUNTY
 Form of Government:
 Mayor-Council Plan E (OMCL 50)
 Number of Members on Governing Body - 5

PER CAPITA:
 Gross Debt 648.85
 Net Debt 301.80
 Debt Service 23.69
 Total Tax Levy 1,168.75
 Municipal Expenditures 432.46
 PER CENT:
 Gross Debt 1.20
 Net Debt .56
 Tax Levy Collected 95.80
 Tax Levy Cancelled, Abated or Adjusted .15

EXPENDITURES	REVENUES-REALIZED	1989 PROPERTY TAX
GENERAL GOVERNMENT		STATE EQUALIZED TAX RATE 1.68
Governing Body & Public Boards	1989 Property Taxes Collected 3,736,112.14	Local District School Taxes 1.08 2,256,664.50
Municipal Clerk	1989 Payments in Lieu of Taxes	Regional & Consolidated School Tax
Financial Administration 23,400.00	Delinquent Tax & Lien Collections 131,262.26	School Taxes in Municipal Budget
Assessment of Taxes 3,290.00	Business Personalty Replacement Taxes 57,790.40	County Taxes .24 507,103.81
Collection of Taxes 13,630.00	Taxes from Public Utilities 165,664.00	County Library Taxes
Planning, Hausing & Development 35,450.00	Other Miscellaneous Tax Revenues	Local Municipal Purpose Taxes .36 758,835.00
Human Resources 23,294.00	State Aid Revenues 43,456.23	Veteran & Senior Citizen Taxes 44,000.00
Elections	Federal Aid Revenues	Total Taxes for Rate Computation 1.68 3,566,603.31
General Administration (other) 253,509.77	State and Local Fiscal Assistance Act Utilized	Special District Taxes 337,082.68
JUDICIARY	Sale of Acquired Property	Bank Corp. Taxes
Municipal Courts 37,950.00	Other Miscellaneous Revenues	Added and Omitted Taxes 35,767.49
PUBLIC SAFETY	Total 4,341,625.94	Total Taxes Levied - ABSTRACT 3,895,453.48
Fire Protection 29,521.00	Prior Years Surplus Appropriated 142,000.00	Total Taxes Billed 3,900,020.33
Police Protection 337,171.74	REVENUES TOTAL 4,483,625.94	1989 TAXES COLLECTED 3,736,112.14
Civil Defense & Disaster Control 525.00	Reserve Far Uncollected Taxes 163,263.26	1989 Taxes Cancelled, Abated or Adjusted 5,991.50
Environmental Inspection & Control 34,320.03	CAPITAL OUTLAY TOTAL 106,712.20	Transfer to Tax Title Liens or Foreclosed 7,757.69
Other Public Safety	Public Enterprises	Balance Outstanding Dec. 31, 1989 163,903.19
PUBLIC WORKS	Recreation-Culture	PRIOR YEARS TAXES OUTSTANDING
Streets and Drainage 104,922.00	Public Works 33,491.34	Balance January 1, 1989 132,013.22
Sewers and Sewage Processing 13,535.00	Buildings and Grounds 73,220.86	Collected in 1989 131,262.26
Garbage and Trash Disposal	Library and Education	Cancelled, Abated or Adjusted 1989 428.48
Public Buildings and Grounds 3,870.00	Conservation	Transfers to Tax Title Liens or Foreclosed 322.48
Other Public Works 5,500.00	All Other	TAX TITLE LIENS OUTSTANDING
HEALTH and WELFARE	CAPITAL DEBT AUTHORIZED, DECEMBER 31, 1989	Balance January 1, 1989 63,541.71
Health Services Except Environmental 40,790.00	ISSUED AND UNISSUED GROSS DEBT NET DEBT	Transfer Fram Taxes 7,757.69
Welfare-Public Assistance 2,157.00	Schaal 1,000,000	Redeemed in 1989
Hospital, Clinics, First Aid 600.00	Self-Liquidating 276,500 119,729	Cancelled, Abated or Adjusted (1989)
Animal, Insect, & Radent Control	Other 886,109 886,109	Transfers to Foreclosed Property
Other Welfare Services	Total 2,162,609 1,005,899	Balance December 31, 1989 71,299.40
RECREATION and CONSERVATION	ISSUED AND OUTSTANDING	PROPERTY ACQUIRED BY DEED OR FORECLOSURE
Beaches and Boardwalks	Schaal 1,000,000.00	Balance January 1, 1989 25,100.00
Parks, Playgrounds, Shade Trees	Self-Liquidating 275,500.00	Transfers Fram Taxes or Liens
Land Reclamation & Conservation 230.00	Other 521,000.00	Sale for Cash (1989)
Other Recreational Services 3,400.00	Total 1,897,500.00	Cancelled, Abated or Adjusted (1989)
EDUCATION (excluding schools)	EQUALIZED VALUATION BASIS FOR NET DEBT COMPUTATION 130,857,003	Balance December 31, 1989 25,100.00
Libraries	REAL PROPERTY VALUATIONS	CURRENT FINANCES DECEMBER 31, 1989
Other Educational Services	Code Class # of Parcels % VAL'N ASSESSED VALUATION	ASSETS
STATUTORY EXPENDITURES	1 Vacant Land 221 6.47 4,774,800.00	Cash Dec. 31, 1989 369,341.90
Pensions & F. I. C. A. 117,156.35	2 Residential 1235 26.45 63,927,600.00	Taxes Receivable 164,230.67
Employee Fringe Benefits 45,325.00	3 Farm 2 .72 11,300.00	Tax Title Liens 71,299.40
Other Statutory Expenditures 100.00	4a Commercial 38 4.76 2,512,300.00	Foreclosed Property 25,100.00
CETA And Other Public Employment Programs	4b Industrial 2 2.11 1,560,400.00	Emergencies & Other Deferred Charges 87,729.31
MUNICIPAL FUNCTIONS TOTAL 1,101,837.65	4c Apartments 1 .70 145,300.00	State and Federal Aid Receivable
CAPITAL IMPROVEMENTS * MEMO *	Total 1499 73,831,700.00	Other Receivables 32,926.81
DEBT SERVICE	Land Area 2.95 Sq. Miles	Total 749,623.09
Principal Payments 30,000.00	Net Valuation Taxable-Municipal 74,103,013	LIABILITIES, RESERVES, AND SURPLUS
Interest Payments 42,957.50	Net Valuation Taxable-County 229,805,133	Cash Liabilities 191,241.78
DEFERRED CHARGES 37,239.06	State Equalized Valuation 209,132,441	Reserves far Receivables 293,356.88
SCHOOL, COUNTY, SPECIAL DISTRICT TAXES 3,107,250.99	State Equalization Ratio 35.35	Surplus Dec. 31, 1989 264,829.43
RESERVE FOR UNCOLLECTED TAXES 163,263.26		Total 749,623.09
EXPENDITURES TOTAL 4,542,248.45		

Population 1980 3,313
 Population 1990 3,303
 S & P Rating
 Moody Rating A

General Tax Rate Per \$100. 1.41
 State Equalized Tax Rate 1.31

MONMOUTH BEACH BORO. - MONMOUTH CO.

Form of Government:

Commission (1911)

Number of Members on Governing Body - 3

PER CAPITA:

Gross Debt 772.10
 Net Debt 610.81
 Debt Service 62.37
 Total Tax Levy 1,626.28
 Municipal Expenditures 728.59

PER CENT:

Gross Debt .74
 Net Debt .58
 Tax Levy Collected 96.75
 Tax Levy Cancelled, Abated or Adjusted

EXPENDITURES		REVENUES-REALIZED		1989 PROPERTY TAX	
GENERAL GOVERNMENT		REVENUES-REALIZED		STATE EQUALIZED TAX RATE	
Governing Body & Public Boards		1989 Property Taxes Collected	5,197,017.39	Local District School Taxes	.29
Municipal Clerk		1989 Payments in Lieu of Taxes		Regional & Consolidated School Tax	.33
Financial Administration	13,610.00	Delinquent Tax & Lien Collections	183,694.61	School Taxes in Municipal Budget	
Assessment of Taxes	19,565.00	Business Personalty Replacement Taxes	7,946.68	County Taxes	.37
Collection of Taxes	3,336.00	Taxes from Public Utilities	255,713.00	Caunty Library Taxes	.01
Planning, Hausing & Development	23,500.00	Other Miscellaneous Tax Revenues		Local Municipal Purpose Taxes	.31
Human Resources	35,665.32	State Aid Revenues	55,200.13	Veteran & Senior Citizen Taxes	
Elections	3,350.00	Federal Aid Revenues		Total Taxes for Rate Computation	1.31
General Administration (other)	372,460.13	State and Local Fiscal Assistance Act Utilized		Special District Taxes	
JUDICIARY		Sale of Acquired Property		Bank Corp. Taxes	
Municipal Courts	41,158.41	Other Miscellaneous Revenues	286,977.97	Added and Omitted Taxes	8,627.04
PUBLIC SAFETY		Total	5,986,549.78	Total Taxes Levied - ABSTRACT	5,371,604.67
Fire Protection	54,513.79	Prior Years Surplus Appropriated	456,000.00	Total Taxes Billed	5,371,604.67
Police Protection	445,610.33	REVENUES TOTAL	6,442,549.78	1989 TAXES COLLECTED	5,197,017.39
Civil Defense & Disaster Central	9,500.00	Reserve For Uncollected Taxes	197,990.00	1989 Taxes Cancelled, Abated or Adjusted	
Environmental Inspection & Control	13,330.00	CAPITAL OUTLAY TOTAL	52,605.08	Transfer to Tax Title Liens or Foreclosed	
Other Public Safety		Public Enterprises		Balance Outstanding Dec. 31, 1989	174,587.28
PUBLIC WORKS		Recreation-Culture	11,040.67	PRIOR YEARS TAXES OUTSTANDING	
Streets and Drainage	213,500.00	Public Works	41,564.41	Balance January 1, 1989	182,844.56
Sewers and Sewage Processing		Buildings and Grounds		Collected in 1989	181,694.61
Garbage and Trash Disposal	213,946.00	Library and Education		Cancelled, Abated ar Adjusted 1989	
Public Buildings and Grounds	111,844.28	Conservation		Transfers to Tax Title Liens or Foreclosed	
Other Public Works	22,211.99	All Other		Balance December 31, 1989	1,149.95
HEALTH and WELFARE		CAPITAL DEBT AUTHORIZED, DECEMBER 31, 1989		TAX TITLE LIENS OUTSTANDING	
Health Services Except Environmental	20,979.00	ISSUED AND UNISSUED		Balance January 1, 1989	20,738.85
Welfare-Public Assistance	250.00	School	532,757	Transfer From Taxes	
Hospital, Clinics, First Aid		Self-Liquidating		Redeemed in 1989	2,000.00
Animal, Insect, & Rodent Central		Other	2,017,500	Cancelled, Abated ar Adjusted (1989)	
Other Welfare Services		Total	2,550,257	Transfers to Foreclosed Property	
RECREATION and CONSERVATION		ISSUED AND OUTSTANDING		Balance December 31, 1989	18,738.85
Beaches and Baardwalks		School	532,757.19	PROPERTY ACQUIRED BY DEED OR FORECLOSURE	
Parks, Playgrounds, Shade Trees	51,500.00	Self-Liquidating		Balance January 1, 1989	118,710.00
Land Reclamation & Conservation	500.00	Other	1,546,000.00	Transfers Fram Taxes ar Liens	
Other Recreational Services	6,400.00	Total	2,078,757.19	Sale for Cash (1989)	
EDUCATION (excluding schools)		EQUALIZED VALUATION BASIS		Cancelled, Abated ar Adjusted (1989)	
Libraries	33,200.00	FOR NET DEBT COMPUTATION	345,474.330	Balance December 31, 1989	118,710.00
Other Educational Services		REAL PROPERTY VALUATIONS		CURRENT FINANCES DECEMBER 31, 1989	
STATUTORY EXPENDITURES		Code Class # of Parcels % VAL'N		ASSETS	
Pensions & F. L. C. A.	152,760.93	1 Vacant Land 194 3.26	12,332,600.00	Cash Dec. 31, 1989	1,711,213.19
Employee Fringe Benefits	101,951.00	2 Residential 1894 92.69	352,315,500.00	Taxes Receivable	175,737.23
Other Statutory Expenditures		3 Farm		Tax Title Liens	18,738.85
CETA And Other Public Employment Programs		4a Commercial 36 3.95	14,999,800.00	Foreclosed Property	118,710.00
MUNICIPAL FUNCTIONS TOTAL	1,976,542.73	4b Industrial		Emergencies & Other Deferred Charges	32,000.00
CAPITAL IMPROVEMENTS * MEMO *	20,000.00	4c Apartments 1 .10	385,000.00	State and Federal Aid Receivable	
DEBT SERVICE		Total	2125	Other Receivables	19,194.58
Principal Payments	135,700.00	Land Area 1.10 Sq. Miles		Total	2,075,593.85
Interest Payments	70,316.00	Net Valuation Taxable-Municipal	380,528.007	LIABILITIES, RESERVES, AND SURPLUS	
DEFERRED CHARGES	26,000.00	Net Valuation Taxable-County	357,232.643	Cash Liabilities	1,222,367.64
SCHOOL, COUNTY, SPECIAL DISTRICT TAXES	4,090,610.78	State Equalized Valuation	408,565.906	Reserves for Receivables	332,380.66
RESERVE FOR UNCOLLECTED TAXES	197,990.00	State Equalization Ratio	93.13	Surplus Dec. 31, 1989	520,845.55
EXPENDITURES TOTAL	6,497,157.51			Total	2,075,593.85

*Includes County Health Service Taxes, County Vacational School Taxes, ar County Open Space Tax. See Table 13.

0311
 Population 1980 21,637
 Population 1990 25,703
 S & P Rating
 Moody Rating AA1

General Tax Rate Per \$100. 3.11
 State Equalized Tax Rate 2.15

MONROE TOWNSHIP - GLOUCESTER CO.
 Form of Government:
 Mayor-Council Plan F (OMCL 50)
 Number of Members on Governing Body - 7

PER CAPITA:
 Gross Debt 319.99
 Net Debt 228.35
 Debt Service 23.43
 Total Tax Levy 586.84
 Municipal Expenditures 423.77

PER CENT:
 Gross Debt 1.52
 Net Debt 1.08
 Tax Levy Collected 92.69
 Tax Levy Cancelled, Abated or Adjusted .20

EXPENDITURES		REVENUES-REALIZED		1989 PROPERTY TAX	
GENERAL GOVERNMENT		REVENUES-REALIZED		STATE EQUALIZED TAX RATE	
Governing Body & Public Boards		1989 Property Taxes Collected	14,522,990.22	Local District School Taxes	.37 5,999,659.00
Municipal Clerk		1989 Payments in Lieu of Taxes		Regional & Consolidated School Tax	
Financial Administration	145,538.00	Delinquent Tax & Lien Collections	936,022.93	School Taxes in Municipal Budget	
Assessment of Taxes	127,591.00	Business Personalty Replacement Taxes	125,176.08	County Taxes	.68 4,707,315.79
Collection of Taxes	117,659.00	Taxes from Public Utilities	3,415,680.00	County Library Taxes	
Planning, Housing & Development	155,658.00	Other Miscellaneous Tax Revenues		Local Municipal Purpose Taxes	.63 4,331,331.89
Human Resources	171,236.97	State Aid Revenues	504,698.43	Veteran & Senior Citizen Taxes	245,100.00
Elections	13,700.00	Federal Aid Revenues		Total Taxes for Rate Computation	2.18 15,283,906.68
General Administration (other)	1,650,953.50	Federal Aid Revenues		Special District Taxes	
JUDICIARY		State and Local Fiscal Assistance Act Utilized		Bank Corp. Taxes	
Municipal Courts	111,531.00	Sale of Acquired Property		Added and Omitted Taxes	631,517.28
PUBLIC SAFETY		Other Miscellaneous Revenues	1,540,705.05	Total Taxes Levied - ABSTRACT	15,670,323.96
Fire Protection	163,262.00	Total	21,156,272.71	Total Taxes Billed	15,670,323.96
Police Protection	2,216,579.87	Prior Years Surplus Appropriated	1,300,000.00	1989 TAXES COLLECTED	
Civil Defense & Disaster Control	29,350.00	REVENUES TOTAL	22,456,272.71	1989 Taxes Cancelled, Abated or Adjusted	31,193.96
Environmental Inspection & Control	135,541.00	Reserve For Uncollected Taxes	999,693.23	Transfer to Tax Title Liens or Foreclosed	55,011.64
Other Public Safety		CAPITAL OUTLAY TOTAL		Balance Outstanding Dec. 31, 1989	1,061,128.14
PUBLIC WORKS		Public Enterprises		PRIOR YEARS TAXES OUTSTANDING	
Streets and Drainage	1,114,376.57	Recreation-Culture	19,142.41	Balance January 1, 1989	1,185,085.42
Sewers and Sewage Processing	5,229.90	Public Works	24,471.00	Collected in 1989	935,258.22
Gorbage and Trash Disposal	1,502,934.60	Buildings and Grounds	421,212.40	Cancelled, Abated or Adjusted 1989	9,685.83
Public Buildings and Grounds	225,597.00	Library and Education		Transfers to Tax Title Liens or Foreclosed	100,131.68
Other Public Works	125,000.00	Conservation		Balance December 31, 1989	140,009.69
HEALTH and WELFARE		All Other		TAX TITLE LIENS OUTSTANDING	
Health Services Except Environmental	94,647.00	CAPITAL DEBT AUTHORIZED, DECEMBER 31, 1989		Balance January 1, 1989	200,677.96
Welfare-Public Assistance	14,210.00	ISSUED AND UNISSUED	GROSS DEBT	NET DEBT	
Hospital, Clinics, First Aid		School	2,447,000		
Animal, Insect, & Rodent Control	5,470.00	Self-Liquidating			
Other Welfare Services	750.00	Other	6,097,590	6,097,590	
RECREATION and CONSERVATION		Total	8,544,590	6,097,590	
Beaches and Boardwalks		ISSUED AND OUTSTANDING		Balance December 31, 1989	322,504.16
Parks, Playgrounds, Shade Trees	55,250.00	School		PROPERTY ACQUIRED BY DEED OR FORECLOSURE	
Land Reclamation & Conservation	1,900.00	Self-Liquidating		Balance January 1, 1989	3,574,300.00
Other Recreational Services	109,707.00	Other		Transfers From Taxes or Liens	
EDUCATION (excluding schools)		Total		Sale for Cash (1989)	
Libraries	220,055.00	EQUALIZED VALUATION BASIS FOR NET DEBT COMPUTATION		Cancelled, Abated or Adjusted (1989)	
Other Educational Services	1,714.00	562,871.935		Transfers to Foreclosed Property	
STATUTORY EXPENDITURES		REAL PROPERTY VALUATIONS		Balance December 31, 1989	3,574,300.00
Pensions & F. L. C. A.	562,197.63	Code	Class	# of Parcels	% VAL'N
Employee Fringe Benefits	471,370.00	1	Vocant Land	2707	5.45
Other Statutory Expenditures		2	Residential	6336	74.05
CETA And Other Public Employment Programs		3	Form	501	2.14
MUNICIPAL FUNCTIONS TOTAL	9,680,979.00	4a	Commercial	361	15.06
CAPITAL IMPROVEMENTS * MEMO *		4b	Industrial	13	.74
	205,000.00	4c	Apartments	14	2.56
DEBT SERVICE		Total		9932	
Principal Payments	421,460.70			473,781,350.00	
Interest Payments	204,199.84	Land Area 46.95 Sq. Miles			
DEFERRED CHARGES		Net Valuation Taxable-Municipal		483,638,634	
	9,524.60	Net Valuation Taxable-County		600,624,300	
SCHOOL, COUNTY, SPECIAL DISTRICT TAXES		State Equalized Valuation		687,074,765	
	10,707,474.79	State Equalization Ratio		69.96	
RESERVE FOR UNCOLLECTED TAXES				LIABILITIES, RESERVES, AND SURPLUS	
	999,693.23			Cash Liabilities	1,416,554.25
EXPENDITURES TOTAL				Reserves for Receivables	5,179,505.27
	22,023,332.16			Surplus Dec. 31, 1989	2,393,991.46
				Total	8,990,050.98

1213

Population 1980 15,353
 Population 1990 22,253
 S & P Rating
 Moody Rating AAA

General Tax Rate Per \$100. 5.37
 State Equalized Tax Rate 1.37

MONROE TOWNSHIP - MIDDLESEX CO.

Form of Government:

Mayor-Council Plan F (OMCL 50)

Number of Members on Governing Body - 5

PER CAPITA: Gross Debt 890.40 PER CENT: Gross Debt 1.29
 Net Debt 599.27 Net Debt .87
 Debt Service 72.32 Tax Levy Collected 97.05
 Total Tax Levy 1,169.39 Tax Levy Cancelled, Abated or Adjusted .07
 Municipal Expenditures 367.99

EXPENDITURES		REVENUES-REALIZED		1989 PROPERTY TAX	
GENERAL GOVERNMENT				STATE EQUALIZED TAX RATE	
Governing Body & Public Boards	33,500.00	1989 Property Taxes Collected	25,276,539.47	Local District School Taxes	.74
Municipal Clerk	104,433.00	1989 Payments in Lieu of Taxes		Regional & Consolidated School Tax	
Financial Administration	113,844.00	Delinquent Tax & Lien Collections	301,824.88	School Taxes in Municipal Budget	
Assessment of Taxes	90,519.00	Business Personalty Replacement Taxes	157,210.52	County Taxes	.40
Collection of Taxes	90,381.00	Taxes from Public Utilities	1,480,802.00	County Library Taxes	
Planning, Housing & Development	123,300.00	Other Miscellaneous Tax Revenues	18,495.14	Local Municipal Purpose Taxes	.23
Human Resources	229,975.50	State Aid Revenues	156,395.27	Veteran & Senior Citizen Taxes	
Elections	14,500.00	Federal Aid Revenues		Total Taxes for Rate Computation	1.37
General Administration (other)	929,923.00	State and Local Fiscal Assistance Act Utilized		Special District Taxes	
JUDICIARY		Sole of Acquired Property		Bank Corp. Taxes	
Municipal Courts	73,013.00	Other Miscellaneous Revenues	366,555.31	Added and Omitted Taxes	
PUBLIC SAFETY		Total	29,257,872.59	Total Taxes Levied - ABSTRACT	
Fire Protection		Prior Years Surplus Appropriated	1,179,000.00	Total Taxes Billed	26,045,917.47
Police Protection	1,493,793.14	REVENUES TOTAL	29,435,872.59	1989 TAXES COLLECTED	25,276,589.47
Civil Defense & Disaster Control	13,000.00	Reserve For Uncollected Taxes	503,386.00	1989 Taxes Cancelled, Abated or Adjusted	19,460.81
Environmental Inspection & Control	309,939.00	CAPITAL OUTLAY TOTAL	1,171,956.70	Transfer to Tax Title Liens or Foreclosed	17,736.32
Other Public Safety		Public Enterprises		Balance Outstanding Dec. 31, 1989	732,130.87
PUBLIC WORKS		Recreation-Culture	19,081.00	PRIOR YEARS TAXES OUTSTANDING	
Streets and Drainage	1,003,455.00	Public Works	252,093.86	Balance January 1, 1989	300,697.87
Sewers and Sewage Processing	140,257.00	Buildings and Grounds	892,075.84	Collected in 1989	289,905.66
Garbage and Trash Disposal	5,000.00	Library and Education	8,706.00	Cancelled, Abated or Adjusted 1989	10,792.21
Public Buildings and Grounds	93,004.00	Conservation		Transfers to Tax Title Liens or Foreclosed	
Other Public Works	55,000.00	All Other		Balance December 31, 1989	
HEALTH and WELFARE		CAPITAL DEBT AUTHORIZED, DECEMBER 31, 1989		TAX TITLE LIENS OUTSTANDING	
Health Services Except Environmental	16,049.00	ISSUED AND UNISSUED		Balance January 1, 1989	100,955.95
Welfare-Public Assistance	10,000.00	School	2,930,000	Transfer From Taxes	17,736.32
Hospital, Clinics, First Aid		Self-Liquidating		Redeemed in 1989	11,919.22
Animal, Insect, & Rodent Control	20,126.00	Other	16,885,751	Cancelled, Abated or Adjusted (1989)	
Other Welfare Services	3,775.00	Total	19,815,751	Transfers to Foreclosed Property	
RECREATION and CONSERVATION		ISSUED AND OUTSTANDING		Balance December 31, 1989	106,773.05
Beaches and Boardwalks		School	2,930,000.00	PROPERTY ACQUIRED BY DEED OR FORECLOSURE	
Parks, Playgrounds, Shade Trees	13,725.00	Self-Liquidating		Balance January 1, 1989	316,775.00
Land Reclamation & Conservation	4,950.00	Other	14,754,000.00	Transfers From Taxes or Liens	
Other Recreational Services	215,457.00	Total	17,684,000.00	Sale for Cash (1989)	
EDUCATION (excluding schools)		EQUALIZED VALUATION BASIS FOR NET DEBT COMPUTATION	1,530,723,361	Cancelled, Abated or Adjusted (1989)	
Libraries	122,375.00	REAL PROPERTY VALUATIONS		Balance December 31, 1989	316,775.00
Other Educational Services		Code Class # of Parcels % VAL'N ASSESSED VALUATION		CURRENT FINANCES DECEMBER 31, 1989	
STATUTORY EXPENDITURES		1 Vacant Land 2985 2.62 11,861,900.00		ASSETS	
Pensions & F. L. C. A.	376,437.00	2 Residential 8484 73.34 334,506,900.00		Cash Dec. 31, 1989	1,153,171.86
Employee Fringe Benefits	337,600.00	3 Farm 758 3.54 16,053,400.00		Taxes Receivable	732,130.87
Other Statutory Expenditures	7,500.00	4a Commercial 190 13.14 59,536,800.00		Tox Title Liens	106,773.05
CETA And Other Public Employment Programs		4b Industrial 40 6.85 31,048,500.00		Foreclosed Property	316,775.00
MUNICIPAL FUNCTIONS TOTAL	6,071,999.64	4c Apartments		Emergencies & Other Deferred Charges	
CAPITAL IMPROVEMENTS *MEMO*	25,000.92	Total	12457	State and Federal Aid Receivable	11,943.46
DEBT SERVICE		Land Area 41.80 Sq. Miles		Other Receivables	
Principal Payments	912,500.00	Net Valuation Taxable-Municipal	455,755,394	Total	30,610.80
Interest Payments	697,085.00	Net Valuation Taxable-County	1,914,902,737	LIABILITIES, RESERVES, AND SURPLUS	
DEFERRED CHARGES		State Equalized Valuation	1,776,465,592	Cash Liabilities	843,741.21
SCHOOL, COUNTY, SPECIAL DISTRICT TAXES	21,354,352.11	State Equalization Ratio	25.54	Reserves for Receivables	1,186,289.72
RESERVE FOR UNCOLLECTED TAXES	503,336.00			Surplus Dec. 31, 1989	321,374.11
EXPENDITURES TOTAL	29,543,970.83			Total	2,351,405.04

1914

Population 1980 2,066
 Population 1990 2,832
 S & P Rating
 Moody Rating BAA1

General Tax Rate Per \$100. 3.31
 State Equalized Tax Rate 1.64

MONTAGUE TWP. - SUSSEX CO.

Form of Government:
 Township Committee

Number of Members on Governing Body - 3

PER CAPITA: Gross Debt 558.26 PER CENT: Gross Debt 1.01
 Net Debt 493.06 Net Debt .89
 Debt Service 26.47 Tax Levy Collected 86.66
 Total Tax Levy 1,129.42 Tax Levy Cancelled, Abated
 Municipal Expenditures 586.87 or Adjusted .14

EXPENDITURES		REVENUES-REALIZED		1989 PROPERTY TAX	
GENERAL GOVERNMENT		REVENUES-REALIZED		STATE EQUALIZED TAX RATE	
Governing Body & Public Boards		1989 Property Taxes Collected	2,730,583.57	Local District School Taxes	.92
Municipal Clerk		1989 Payments in Lieu of Taxes		Regional & Consolidated School Tax	
Financial Administration	20,550.00	Delinquent Tax & Lien Collections	306,341.44	School Taxes in Municipal Budget	
Assessment of Taxes	157,500.00	Business Personality Replacement Taxes	12,412.08	County Taxes	.37 *
Collection of Taxes	39,312.00	Taxes from Public Utilities	202,099.00	County Library Taxes	.02
Planning, Housing & Development	26,000.00	Other Miscellaneous Tax Revenues		Local Municipal Purpose Taxes	.33
Human Resources	3,831.75	State Aid Revenues	18,308.23	Veteran & Senior Citizen Taxes	
Elections	672.58	Federal Aid Revenues		Total Taxes for Rate Computation	1.64
General Administration (other)	197,773.37	State and Local Fiscal Assistance Act Utilized		Special District Taxes	
JUDICIARY		Sale of Acquired Property		Bank Corp. Taxes	
Municipal Courts	20,900.00	Other Miscellaneous Revenues	403,652.53	Added and Omitted Taxes	
PUBLIC SAFETY		Total	3,723,396.85	Total Taxes Levied - ABSTRACT	
Fire Protection	49,445.43	Prior Years Surplus Appropriated	90,000.00	Total Taxes Billed	
Police Protection	1,000.00	REVENUES TOTAL	3,813,396.85	1989 TAXES COLLECTED	2,780,583.57
Civil Defense & Disaster Control	1,750.00	Reserve For Uncollected Taxes	413,549.43	1989 Taxes Cancelled, Abated or Adjusted	4,536.06
Environmental Inspection & Control	50,450.00	CAPITAL OUTLAY TOTAL	625,833.31	Transfer to Tax Title Liens or Foreclosed	32,652.07
Other Public Safety		Public Enterprises		Balance Outstanding Dec. 31, 1989	391,006.19
PUBLIC WORKS		Recreation-Culture		PRIOR YEARS TAXES OUTSTANDING	
Streets and Drainage	412,092.00	Public Works	23,007.27	Balance January 1, 1989	324,967.47
Sewers and Sewage Processing	100.00	Buildings and Grounds	602,825.44	Collected in 1989	299,475.04
Garbage and Trash Disposal		Library and Education		Cancelled, Abated or Adjusted 1989	21.49
Public Buildings and Grounds	45,250.00	Conservation		Transfers to Tax Title Liens or Foreclosed	25,270.29
Other Public Works		All Other		Balance December 31, 1989	200.65
HEALTH and WELFARE		CAPITAL DEBT AUTHORIZED, DECEMBER 31, 1989		TAX TITLE LIENS OUTSTANDING	
Health Services Except Environmental	2,950.00	ISSUED AND UNISSUED		Balance January 1, 1989	32,415.71
Welfare-Public Assistance	2,400.00	School	179,000	Transfer From Taxes	57,922.36
Hospital, Clinics, First Aid		Self-Liquidating		Redeemed in 1989	6,866.40
Animal, Insect, & Rodent Control	3,500.00	Other	1,401,937	Cancelled, Abated or Adjusted (1989)	
Other Welfare Services		Total	1,580,937	Transfers to Foreclosed Property	
RECREATION and CONSERVATION		ISSUED AND OUTSTANDING		Balance December 31, 1989	83,471.87
Beaches and Boardwalks		School	179,000.00	PROPERTY ACQUIRED BY DEED OR FORECLOSURE	
Parks, Playgrounds, Shade Trees		Self-Liquidating		Balance January 1, 1989	43,335.00
Land Reclamation & Conservation		Other	1,198,450.00	Transfers From Taxes or Liens	
Other Recreational Services	10,500.00	Total	1,377,450.00	Sale for Cash (1989)	
EDUCATION (excluding schools)		EQUALIZED VALUATION BASIS FOR NET DEBT COMPUTATION	156,917.692	Cancelled, Abated or Adjusted (1989)	
Libraries		REAL PROPERTY VALUATIONS		Balance December 31, 1989	43,835.00
Other Educational Services	750.00	Code Class # of Parcels % VAL'N ASSESSED VALUATION		CURRENT FINANCES DECEMBER 31, 1989	
STATUTORY EXPENDITURES		1 Vacant Land 1342 14.21 13,132,738.00		ASSETS	
Pensions & F. L. C. A.	43,545.42	2 Residential 1240 70.31 65,161,650.00		Cash Dec. 31, 1989	626,900.52
Employee Fringe Benefits	37,475.63	3 Farm 130 3.53 3,261,400.00		Taxes Receivable	391,206.84
Other Statutory Expenditures		4a Commercial 40 9.95 9,190,950.00		Tax Title Liens	83,471.37
CETA And Other Public Employment Programs		4b Industrial 5 1.37 1,265,700.00		Foreclosed Property	43,835.00
MUNICIPAL FUNCTIONS TOTAL	1,133,525.15	4c Apartments 4 .43 396,500.00		Emergencies & Other Deferred Charges	134,000.00
CAPITAL IMPROVEMENTS * % 20 *	17,500.00	Total 2752 92,408,938.00		State and Federal Aid Receivable	12,450.68
DEBT SERVICE		Land Area 45.20 Sq. Miles		Other Receivables	12,782.43
Principal Payments	20,050.00	Net Valuation Taxable-Municipal	92,805,804	Total	1,304,697.34
Interest Payments	54,702.24	Net Valuation Taxable-County	159,302,222	LIABILITIES, RESERVES, AND SURPLUS	
DEFERRED CHARGES		State Equalized Valuation	186,930,653	Cash Liabilities	454,120.12
SCHOOL, COUNTY, SPECIAL DISTRICT TAXES	2,449,549.24	State Equalization Ratio	49.56	Reserves for Receivables	531,346.14
RESERVE FOR UNCOLLECTED TAXES	413,549.43			Surplus Dec. 31, 1989	319,231.08
EXPENDITURES TOTAL	4,111,576.09			Total	1,304,697.34

*Includes County Health Service Taxes, County Vocational School Taxes, or County Open Space Tax. See Table 13.

Population 1980 38,321
 Population 1990 37,729
 S & P Rating AA
 Moody Rating A

General Tax Rate Per \$100. 2.27
 State Equalized Tax Rate 2.34

MONTCLAIR TOWNSHIP - ESSEX COUNTY

Form of Government:

Council-Manager Plan C (OMCL 50)

Number of Members on Governing Body - 7

PER CAPITA:
 Gross Debt 1,208.27
 Net Debt 557.15
 Debt Service 93.35
 Total Tax Levy 1,833.38
 Municipal Expenditures 865.78

PER CENT:
 Gross Debt 1.73
 Net Debt .80
 Tax Levy Collected 94.87
 Tax Levy Cancelled, Abated or Adjusted 2.10

EXPENDITURES		REVENUES-REALIZED		1989 PROPERTY TAX	
GENERAL GOVERNMENT		REVENUES-REALIZED		STATE EQUALIZED TAX RATE	
Governing Body & Public Boards	36,150.00	1989 Property Taxes Collected	65,625,102.11	Local District School Taxes	28,873,365.00
Municipal Clerk	182,563.00	1989 Payments in Lieu of Taxes	226,548.43	Regional & Consolidated School Tax	
Financial Administration	203,418.55	Delinquent Tax & Lien Collections	1,293,413.85	School Taxes in Municipal Budget	2,130,640.65
Assessment of Taxes		Business Personalty Replacement Taxes	393,965.72	County Taxes	17,435,346.55
Collection of Taxes	215,523.30	Taxes from Public Utilities	2,115,597.00	County Library Taxes	
Planning, Housing & Development	707,306.00	Other Miscellaneous Tax Revenues		Local Municipal Purpose Taxes	20,732,177.89
Human Resources	304,594.29	State Aid Revenues	1,347,552.81	Veteran & Senior Citizen Taxes	179,550.00
Elections	13,654.00	Federal Aid Revenues		Total Taxes for Rate Computation	69,351,080.09
General Administration (other)	3,163,052.78	State and Local Fiscal Assistance Act Utilized		Special District Taxes	
JUDICIARY		Sale of Acquired Property		Bank Corp. Taxes	
Municipal Courts	241,832.28	Other Miscellaneous Revenues		Added and Omitted Taxes	
PUBLIC SAFETY		Total	74,911,606.53	Total Taxes Levied - ABSTRACT	69,171,530.09
Fire Protection	3,500,437.96	Prior Years Surplus Appropriated	1,285,000.00	Total Taxes Billed	69,171,530.09
Police Protection	4,513,341.57	REVENUES TOTAL	76,196,606.53	1989 TAXES COLLECTED	65,625,102.11
Civil Defense & Disaster Control	2,500.00	Reserve For Uncollected Taxes	2,373,566.90	1989 Taxes Cancelled, Abated or Adjusted	1,452,614.97
Environmental Inspection & Control	223,165.00	CAPITAL OUTLAY TOTAL	4,448,347.32	Transfer to Tax Title Liens or Foreclosed	28,350.03
Other Public Safety				Balance Outstanding Dec. 31, 1989	2,065,462.98
PUBLIC WORKS		Public Enterprises	211,461.35	PRIOR YEARS TAXES OUTSTANDING	
Streets and Drainage	939,649.35	Recreation-Culture	929,602.17	Balance January 1, 1989	1,302,337.67
Sewers and Sewage Processing	2,137,703.37	Public Works	408,820.73	Collected in 1989	1,293,413.85
Garbage and Trash Disposal	2,390,000.00	Buildings and Grounds	1,151,352.74	Cancelled, Abated or Adjusted 1989	123.17
Public Buildings and Grounds	250,076.00	Library and Education	1,747,110.33	Transfers to Tax Title Liens or Foreclosed	8,800.65
Other Public Works	184,174.00	Conservation		Balance December 31, 1989	
HEALTH and WELFARE		All Other		TAX TITLE LIENS OUTSTANDING	
Health Services Except Environmental	650,447.00	CAPITAL DEBT AUTHORIZED, DECEMBER 31, 1989		Balance January 1, 1989	29,409.11
Welfare-Public Assistance	221,171.00	ISSUED AND UNISSUED		Transfer From Taxes	38,448.91
Hospital, Clinics, First Aid		School	15,937,597	Redeemed in 1989	
Animal, Insect, & Rodent Control	54,567.16	Self-Liquidating	6,197,500	Cancelled, Abated or Adjusted (1989)	
Other Welfare Services		Other	23,451,906	Transfers to Foreclosed Property	
RECREATION and CONSERVATION		Total	45,587,003	Balance December 31, 1989	67,858.02
Beaches and Boardwalks		ISSUED AND OUTSTANDING		PROPERTY ACQUIRED BY DEED OR FORECLOSURE	
Parks, Playgrounds, Shade Trees	540,504.00	School	11,054,150.00	Balance January 1, 1989	466,250.00
Land Reclamation & Conservation		Self-Liquidating	5,359,000.00	Transfers From Taxes or Liens	
Other Recreational Services	397,470.00	Other	18,611,406.00	Sale for Cash (1989)	4,450.00
EDUCATION (excluding schools)		Total	35,024,556.00	Cancelled, Abated or Adjusted (1989)	
Libraries	1,637,417.00	EQUALIZED VALUATION BASIS FOR NET DEBT COMPUTATION	2,633,851,881	Balance December 31, 1989	461,800.00
Other Educational Services		REAL PROPERTY VALUATIONS		CURRENT FINANCES DECEMBER 31, 1989	
STATUTORY EXPENDITURES		Code Class # of Parcels % VAL'N ASSESSED VALUATION		ASSETS	
Pensions & F. L. C. A.	2,517,051.13	1 Vacant Land 339 1.18 35,715,800.00		Cash Dec. 31, 1989	12,686,896.33
Employee Fringe Benefits		2 Residential 9109 84.02 2,551,521,500.00		Taxes Receivable	2,065,462.98
Other Statutory Expenditures	1,000.00	3 Farm 534 9.33 283,403,700.00		Tax Title Liens	67,858.02
CETA And Other Public Employment Programs		4a Commercial 4 .11 3,373,900.00		Foreclosed Property	461,800.00
MUNICIPAL FUNCTIONS TOTAL	25,293,349.24	4c Apartments 164 5.36 162,615,400.00		Emergencies & Other Deferred Charges	480,000.00
CAPITAL IMPROVEMENTS *MEMO*	125,000.00	Total 10150 3,036,630,300.00		State and Federal Aid Receivable	
DEBT SERVICE		Land Area 6.20 Sq. Miles		Other Receivables	60,053.57
Principal Payments	1,715,826.53	Net Valuation Taxable-Municipal	3,053,413,300	Total	15,822,070.90
Interest Payments	1,806,145.97	Net Valuation Taxable-County	2,719,869,911	LIABILITIES, RESERVES, AND SURPLUS	
TYPE I SCHL DEBT *MEMO	1,239,802.80	State Equalized Valuation	2,963,353,440	Cash Liabilities	11,242,233.24
DEFERRED CHARGES		State Equalization Ratio	103.06	Reserves for Receivables	2,655,174.57
SCHOOL, COUNTY, SPECIAL DISTRICT TAXES	48,437,352.20			Surplus Dec. 31, 1989	1,924,663.09
RESERVE FOR UNCOLLECTED TAXES	2,373,566.90			Total	15,822,070.90
EXPENDITURES TOTAL	81,104,334.83				

Population 1980 7,350
 Population 1990 9,512
 S & P Rating
 Moody Rating AA

General Tax Rate Per \$100. 1.35
 State Equalized Tax Rate 1.44

MONTGOMERY TWP. - SOMERSET CO.
 Form of Government:
 Township Committee
 Number of Members on Governing Body - 5

PER CAPITA: PER CENT:
 Gross Debt 1,233.20 Gross Debt 1.26
 Net Debt 1,125.30 Net Debt 1.15
 Debt Service 61.82 Tax Levy Collected 95.89
 Total Tax Levy 1,697.54 Tax Levy Cancelled, Abated
 Municipal Expenditures 577.09 or Adjusted .16

EXPENDITURES		REVENUES-REALIZED		1989 PROPERTY TAX	
GENERAL GOVERNMENT		REVENUES-REALIZED		STATE EQUALIZED TAX RATE	
Governing Body & Public Boords		1989 Property Taxes Collected	16,000,973.45	Local District School Taxes	86 9,409,288.50
Municipal Clerk	73,129.00	1989 Payments in Lieu of Taxes		Regional & Consolidated School Tax	
Financial Administration	177,372.00	Delinquent Tax & Lien Collections	941,228.23	School Taxes in Municipal Budget	
Assessment of Taxes	54,476.00	Business Personality Replacement Taxes	124,741.92	County Taxes	38 4,171,901.30
Collection of Taxes	33,745.00	Taxes from Public Utilities	933,316.00	County Library Taxes	03 302,119.69
Planning, Housing & Development	142,176.00	Other Miscellaneous Tax Revenues		Local Municipal Purpose Taxes	20 2,179,894.36
Human Resources	33,752.59	State Aid Revenues	142,225.32	Veteran & Senior Citizen Taxes	
Elections		Federal Aid Revenues		Total Taxes for Rate Computation	1.47 16,097,193.34
General Administration (other)	1,132,031.00	State and Local Fiscal Assistance Act Utilized		Special District Taxes	
JUDICIARY		Sale of Acquired Property		Bank Corp. Taxes	
Municipal Courts	43,937.00	Other Miscellaneous Revenues	1,905,232.35	Added and Omitted Taxes	
PUBLIC SAFETY		Total	20,157,787.23	Total Taxes Levied - ABSTRACT	16,316,754.81
Fire Protection	1,075,555.00	Prior Years Surplus Appropriated	1,379,212.48	Total Taxes Billed	16,748,589.56
Police Protection	1,003,424.95	REVENUES TOTAL	21,536,997.76	1989 TAXES COLLECTED	16,060,993.46
Civil Defense & Disaster Control	3,400.00	Reserve For Uncollected Taxes	9,130,737.25	1989 Taxes Cancelled, Abated or Adjusted	27,037.79
Environmental Inspection & Control	214,442.00	CAPITAL OUTLAY TOTAL	9,130,737.25	Transfer to Tax Title Liens or Foreclosed	
Other Public Safety		Public Enterprises		Balance Outstanding Dec. 31, 1989	660,558.31
PUBLIC WORKS		Recreation-Culture	53,377.76	PRIOR YEARS TAXES OUTSTANDING	
Streets and Drainage	369,521.80	Public Works	4,891,444.02	Balance January 1, 1989	1,124,226.10
Sewers and Sewage Processing	25,000.00	Buildings and Grounds	3,177,340.45	Collected in 1989	941,228.23
Garbage and Trash Disposal	89,330.00	Library and Education	9,025.00	Cancelled, Abated or Adjusted 1989	14,034.68
Public Buildings and Grounds	98,221.00	Conservation		Transfers to Tax Title Liens or Foreclosed	324.87
Other Public Works		All Other		Balance December 31, 1989	168,638.32
HEALTH and WELFARE		CAPITAL DEBT AUTHORIZED, DECEMBER 31, 1989		TAX TITLE LIENS OUTSTANDING	
Health Services Except Environmental	142,456.00	ISSUED AND UNISSUED		Balance January 1, 1989	433.48
Welfare-Public Assistance	3,610.00	School	778,000	Transfer From Taxes	374.49
Hospital, Clinics, First Aid		Self-Liquidating		Redeemed in 1989	
Animal, Insect, & Rodent Control	2,000.00	Other	11,075,556	Cancelled, Abated or Adjusted (1989)	
Other Welfare Services		Total	11,853,556	Transfers to Foreclosed Property	
RECREATION and CONSERVATION		ISSUED AND OUTSTANDING		Balance December 31, 1989	807.97
Beaches and Boardwalks		School		PROPERTY ACQUIRED BY DEED OR FORECLOSURE	
Parks, Playgrounds, Shade Trees	93,595.00	Self-Liquidating		Balance January 1, 1989	115,210.00
Land Reclamation & Conservation	9,950.00	Other	8,440,200.00	Transfers From Taxes or Liens	
Other Recreational Services	175,046.00	Total	9,218,200.00	Sale for Cash (1989)	
EDUCATION (excluding schools)		EQUALIZED VALUATION BASIS		Cancelled, Abated or Adjusted (1989)	
Libraries	4,500.00	FOR NET DEBT COMPUTATION	941,105,160	Balance December 31, 1989	115,210.00
Other Educational Services		REAL PROPERTY VALUATIONS		CURRENT FINANCES DECEMBER 31, 1989	
STATUTORY EXPENDITURES		Code Class # of Parcels % VAL'N ASSESSED VALUATION		ASSETS	
Pensions & F. L. C. A.	312,468.51	1 Vacant Land 507 5.66 49,169,600.00		Cosh Dec. 31, 1989	7,983,844.92
Employee Fringe Benefits	169,306.00	2 Residential 2815 63.91 555,557,350.00		Taxes Receivable	829,196.63
Other Statutory Expenditures		3 Farm 398 3.29 2,581,150.00		Tax Title Liens	807.97
CETA And Other Public Employment Programs	4,577,394.85	4a Commercial 152 18.54 161,179,600.00		Foreclosed Property	115,210.00
MUNICIPAL FUNCTIONS TOTAL	4,577,394.85	4b Industrial 2 7.75 67,345,500.00		Emergencies & Other Deferred Charges	101,000.00
CAPITAL IMPROVEMENTS * MEMO*	120,000.00	4c Apartments 1 .96 7,500,000.00		State and Federal Aid Receivable	6,495.39
DEBT SERVICE		Total 3935 869,333,200.00		Other Receivables	20,956.65
Principal Payments	355,500.00	Land Area 32.80 Sq. Miles		Total	9,057,511.56
Interest Payments	238,750.00	Net Valuation Taxable-Municipal	872,638,550	LIABILITIES, RESERVES, AND SURPLUS	
DEFERRED CHARGES	191,000.00	Net Valuation Taxable-County	1,022,565,671	Cosh Liabilities	5,570,361.14
SCHOOL, COUNTY, SPECIAL DISTRICT TAXES	13,883,309.48	State Equalized Valuation	1,093,241,659	Reserves for Receivables	966,171.25
RESERVE FOR UNCOLLECTED TAXES	1,145,540.66	State Equalization Ratio	79.76	Surplus Dec. 31, 1989	2,520,979.17
EXPENDITURES TOTAL	20,391,494.99			Total	9,057,511.56

Population 1980 7,313
 Population 1990 6,945
 S & P Rating A1
 Moody Rating A1

General Tax Rate Per \$100. 2.52
 State Equalized Tax Rate 1.24

MONTVALE BOROUGH - BERGEN COUNTY
 Form of Government:
Borough Council
 Number of Members on Governing Body - 6

PER CAPITA:
 Gross Debt 618.74
 Net Debt 594.75
 Debt Service 134.82
 Total Tax Levy 2,228.37
 Municipal Expenditures 902.84

PER CENT:
 Gross Debt .39
 Net Debt .38
 Tax Levy Collected 98.92
 Tax Levy Cancelled, Abated or Adjusted .25

EXPENDITURES		REVENUES-REALIZED		1989 PROPERTY TAX	
GENERAL GOVERNMENT				STATE EQUALIZED TAX RATE	
Governing Body & Public Boards		1989 Property Taxes Collected	15,314,645.12	Local District School Taxes	.37 4,629,536.00
Municipal Clerk		1989 Payments in Lieu of Taxes		Regional & Consolidated School Tax	.35 4,289,472.10
Financial Administration	10,450.00	Delinquent Tax & Lien Collections	89,207.66	School Taxes in Municipal Budget	
Assessment of Taxes	24,778.00	Business Personality Replacement Taxes	149,682.20	County Taxes	.21 2,637,739.42
Collection of Taxes	34,213.00	Taxes from Public Utilities	1,083,539.00	County Library Taxes	
Planning, Housing & Development	63,300.00	Other Miscellaneous Tax Revenues		Local Municipal Purpose Taxes	.31 3,887,663.18
Human Resources	52,558.85	State Aid Revenues	107,928.16	Veteran & Senior Citizen Taxes	33,200.00
Elections	1,400.00	Federal Aid Revenues		Total Taxes for Rate Computation	1.24 15,477,610.70
General Administration (other)	559,069.00	State and Local Fiscal Assistance Act Utilized		Special District Taxes	
JUDICIARY		Sale of Acquired Property		Bank Corp. Taxes	
Municipal Courts	73,055.00	Other Miscellaneous Revenues		Added and Omitted Taxes	33,857.17
PUBLIC SAFETY		Total	17,669,301.86	Total Taxes Levied - ABSTRACT	15,478,267.87
Fire Protection	212,619.41	Prior Years Surplus Appropriated	826,000.00	Total Taxes Billed	15,482,456.93
Police Protection	1,169,398.25	REVENUES TOTAL	18,495,301.86	1989 TAXES COLLECTED	15,314,645.12
Civil Defense & Disaster Control	9,475.00	Reserve For Uncollected Taxes	380,000.00	1989 Taxes Cancelled, Abated or Adjusted	39,064.20
Environmental Inspection & Control	91,344.00	CAPITAL OUTLAY TOTAL	194,012.80	Transfer to Tax Title Liens or Foreclosed	
Other Public Safety		Public Enterprises		Balance Outstanding Dec. 31, 1989	128,747.61
PUBLIC WORKS		Recreation-Culture	10,121.55	PRIOR YEARS TAXES OUTSTANDING	
Streets and Drainage	270,337.58	Public Works	96,972.07	Balance January 1, 1989	89,207.66
Sewers and Sewage Processing	740,599.20	Buildings and Grounds	85,636.24	Collected in 1989	89,207.66
Garbage and Trash Disposal	574,500.00	Library and Education	351.97	Cancelled, Abated or Adjusted 1989	
Public Buildings and Grounds	32,000.00	Conservation	930.97	Transfers to Tax Title Liens or Foreclosed	
Other Public Works	57,000.00	All Other		Balance December 31, 1989	
HEALTH and WELFARE		CAPITAL DEBT AUTHORIZED, DECEMBER 31, 1989		TAX TITLE LIENS OUTSTANDING	
Health Services Except Environmental	34,990.00	ISSUED AND UNISSUED		Balance January 1, 1989	
Welfare-Public Assistance	10,750.00	School	1,065,585	Transfer From Taxes	
Hospital, Clinics, First Aid		Self-Liquidating		Redeemed in 1989	
Animal, Insect, & Rodent Control	6,000.00	Other	4,131,168	Cancelled, Abated or Adjusted (1989)	
Other Welfare Services		Total	4,297,753	Transfers to Foreclosed Property	
RECREATION and CONSERVATION		ISSUED AND OUTSTANDING		Balance December 31, 1989	
Beaches and Boardwalks		School	166,585.29	PROPERTY ACQUIRED BY DEED OR FORECLOSURE	
Parks, Playgrounds, Shade Trees	10,000.00	Self-Liquidating		Balance January 1, 1989	70,600.00
Land Reclamation & Conservation	125,285.52	Other	3,894,268.00	Transfers From Taxes or Liens	
Other Recreational Services	71,656.00	Total	4,060,853.29	Sale for Cash (1989)	
EDUCATION (excluding schools)		EQUALIZED VALUATION BASIS		Cancelled, Abated or Adjusted (1989)	
Libraries	278,355.00	FOR NET DEBT COMPUTATION	1,095,566,795	Balance December 31, 1989	70,600.00
Other Educational Services		REAL PROPERTY VALUATIONS		CURRENT FINANCES DECEMBER 31, 1989	
STATUTORY EXPENDITURES		Code Class # of Parcels % VAL'N		ASSETS	
Pensions & F. L. C. A.	238,967.02	1 Vacant Land 141 1.83		Cash Dec. 31, 1989	6,086,572.62
Employee Fringe Benefits	174,600.00	2 Residential 2042 48.66		Taxes Receivable	128,747.61
Other Statutory Expenditures	4,500.00	3 Farm 17 .11		Tax Title Liens	
CETA And Other Public Employment Programs		4a Commercial 110 46.57		Foreclosed Property	70,600.00
MUNICIPAL FUNCTIONS TOTAL	4,936,270.85	4b Industrial 7 1.16		Emergencies & Other Deferred Charges	46,690.52
CAPITAL IMPROVEMENTS *MEMO*	117,200.00	4c Apartments 14 1.68		State and Federal Aid Receivable	
DEBT SERVICE		Total 2331		Other Receivables	13,850.47
Principal Payments	730,473.00	Land Area 4.00 Sq. Miles		Total	6,346,461.22
Interest Payments	206,005.00	Net Valuation Taxable-Municipal	613,003,673	LIABILITIES, RESERVES, AND SURPLUS	
DEFERRED CHARGES		Net Valuation Taxable-County	1,109,251,759	Cash Liabilities	4,654,972.88
SCHOOL, COUNTY, SPECIAL DISTRICT TAXES	11,556,747.52	State Equalized Valuation	1,240,353,866	Reserves for Receivables	213,198.08
RESERVE FOR UNCOLLECTED TAXES	380,000.00	State Equalization Ratio	49.36	Surplus Dec. 31, 1989	1,478,290.26
EXPENDITURES TOTAL	17,827,899.50			Total	6,346,461.22

Population 1980 14,290
 Population 1990 15,600
 S & P Rating A+
 Moody Rating A1

General Tax Rate Per \$100. 2.38
 State Equalized Tax Rate 1.30

MONTVILLE TWP. - MORRIS CO.
 Form of Government:
Special Charter (P.L. 1974 c. 95)
 Number of Members on Governing Body - 5

PER CAPITA:
 Gross Debt 808.54
 Net Debt 689.76
 Debt Service 45.53
 Total Tax Levy 1,496.06
 Municipal Expenditures 476.12

PER CENT:
 Gross Debt .84
 Net Debt .72
 Tax Levy Collected 96.85
 Tax Levy Cancelled, Abated or Adjusted .29

EXPENDITURES		REVENUES-REALIZED		1989 PROPERTY TAX	
GENERAL GOVERNMENT				STATE EQUALIZED TAX RATE	
Governing Body & Public Boards		1989 Property Taxes Collected	22,616,393.64	Local District School Taxes	88
Municipal Clerk		1989 Payments in Lieu of Taxes		Regional & Consolidated School Tax	
Financial Administration	95,344.00	Delinquent Tax & Lien Collections	548,896.01	School Taxes in Municipal Budget	
Assessment of Taxes	117,569.00	Business Personalty Replacement Taxes	134,355.56	County Taxes	.24
Collection of Taxes	79,119.00	Taxes from Public Utilities	1,738,109.00	County Library Taxes	
Planning, Husing & Development	193,168.00	Other Miscellaneous Tax Revenues		Local Municipal Purpose Taxes	.18
Human Resources	24,374.90	State Aid Revenues	131,674.02	Veteran & Senior Citizen Taxes	
Elections		Federal Aid Revenues		Total Taxes for Rate Computation	1.30
General Administration (other)	639,391.65	State and Local Fiscal Assistance Act Utilized		Special District Taxes	
JUDICIARY		Sole of Acquired Property		Bank Corp. Taxes	
Municipal Courts	75,830.22	Other Miscellaneous Revenues	1,017,962.58	Added and Omitted Taxes	
PUBLIC SAFETY		Total	26,237,389.91	Total Taxes Levied - ABSTRACT	
Fire Protection		Prior Years Surplus Appropriated	1,325,000.00	Total Taxes Billed	
Police Protection	1,613,938.07	REVENUES TOTAL	27,562,389.91	1989 TAXES COLLECTED	
Civil Defense & Disaster Control	750.00	Reserve For Uncollected Taxes	1,000,000.00	1989 Taxes Cancelled, Abated or Adjusted	
Environmental Inspection & Control	127,055.00	CAPITAL OUTLAY TOTAL	1,054,262.91	Transfer to Tax Title Liens or Foreclosed	
Other Public Safety				Balance Outstanding Dec. 31, 1989	
PUBLIC WORKS		Public Enterprises		PRIOR YEARS TAXES OUTSTANDING	
Streets and Drainage	690,627.00	Recreation-Culture	12,000.00	Balance January 1, 1989	
Sewers and Sewage Processing	167,149.00	Public Works	937,563.79	Collected in 1989	
Garbage and Trash Disposal	135,000.00	Buildings and Grounds	64,699.52	Cancelled, Abated or Adjusted 1989	
Public Buildings and Grounds	119,935.11	Library and Education		Transfers to Tax Title Liens or Foreclosed	
Other Public Works		Conservation		Balance December 31, 1989	
HEALTH and WELFARE		All Other		TAX TITLE LIENS OUTSTANDING	
Health Services Except Environmental	182,193.08	CAPITAL DEBT AUTHORIZED, DECEMBER 31, 1989		Balance January 1, 1989	
Welfare-Public Assistance	4,400.00	ISSUED AND UNISSUED	GROSS DEBT	Transfer From Taxes	
Hospital, Clinics, First Aid		School	1,853,000	Redeemed in 1989	
Animal, Insect, & Radent Control	2,502.50	Self-Liquidating		Cancelled, Abated or Adjusted (1989)	
Other Welfare Services		Other	10,760,199	Transfers to Foreclosed Property	
RECREATION and CONSERVATION		Total	12,613,199	Balance December 31, 1989	
Beaches and Boardwalks		ISSUED AND OUTSTANDING		PROPERTY ACQUIRED BY DEED OR FORECLOSURE	
Parks, Playgrounds, Shade Trees		School	1,853,000.00	Balance January 1, 1989	
Land Reclamation & Conservatian	359.71	Self-Liquidating		Transfers From Taxes or Liens	
Other Recreational Services	121,728.53	Other	4,545,000.00	Sole for Cash (1989)	
EDUCATION (excluding schools)		Total	6,398,000.00	Cancelled, Abated or Adjusted (1989)	
Libraries	516,500.00	EQUALIZED VALUATION BASIS		Balance December 31, 1989	
Other Educational Services	7,625.00	FOR NET DEBT COMPUTATION	1,499,592,407	CURRENT FINANCES DECEMBER 31, 1989	
STATUTORY EXPENDITURES		REAL PROPERTY VALUATIONS		ASSETS	
Pensions & F. L. C. A.	382,754.00	Code Class # of Parcels % VAL'N	ASSESSED VALUATION	Cash Dec. 31, 1989	
Employee Fringe Benefits	297,195.22	1 Vacant Land 778 4.83	45,335,300.00	Taxes Receivable	
Other Statutory Expenditures	100.00	2 Residential 4680 72.93	654,940,100.00	Tax Title Liens	
CETA And Other Public Employment Programs		3 Form 108 .50	4,727,800.00	Foreclosed Property	
MUNICIPAL FUNCTIONS TOTAL	5,657,371.66	4a Commercial 251 6.73	57,034,500.00	Emergencies & Other Deferred Charges	
CAPITAL IMPROVEMENTS * MEMO *	35,200.00	4b Industrial 78 15.61	146,512,500.00	State and Federal Aid Receivable	
DEBT SERVICE		4c Apartments		Other Receivables	
Principal Payments	323,183.00	Total 5915	939,450,700.00	Total	
Interest Payments	352,126.03	Land Area 18.77 Sq. Miles		LIABILITIES, RESERVES, AND SURPLUS	
DEFERRED CHARGES	57,725.00	Net Voluation Taxable-Municipal	941,202,305	Cash Liabilities	
SCHOOL, COUNTY, SPECIAL DISTRICT TAXES	20,029,835.91	Net Voluation Taxable-County	1,894,759,560	Reserves for Receivables	
RESERVE FOR UNCOLLECTED TAXES	1,000,000.00	State Equalized Voluation	1,720,267,527	Surplus Dec. 31, 1989	
EXPENDITURES TOTAL	27,457,291.50	State Equalization Ratio	1.30	Total	

Population 1980 2,706
 Population 1990 2,817
 S & P Rating
 Moody Rating A

General Tax Rate Per \$100. 1.66
 State Equalized Tax Rate .85

MOONACHIE BORO. - BERGEN CO.

Form of Government:
 Borough Council

Number of Members on Governing Body - 6

PER CAPITA:
 Gross Debt 205.54
 Net Debt 196.66
 Debt Service 47.78
 Total Tax Levy 1,793.18
 Municipal Expenditures 881.26

PER CENT:
 Gross Debt .11
 Net Debt .11
 Tax Levy Collected 98.97
 Tax Levy Cancelled, Abated or Adjusted .01

EXPENDITURES	REVENUES-REALIZED	1989 PROPERTY TAX
GENERAL GOVERNMENT		STATE EQUALIZED TAX RATE .37
Governing Body & Public Boards 16,760.00	1989 Property Taxes Collected 5,021,414.00	Local District School Taxes 2,222,817.00
Municipal Clerk	1989 Payments in Lieu of Taxes 16,336.00	Regional & Consolidated School Tax
Financial Administration 59,500.00	Delinquent Tax & Lien Collections 62,606.00	School Taxes in Municipal Budget
Assessment of Taxes 14,914.00	Business Personalty Replacement Taxes 146,717.00	County Taxes .21 1,241,751.19
Collection of Taxes 7,338.00	Taxes from Public Utilities 421,736.00	County Library Taxes
Planning, Housing & Development 11,867.00	Other Miscellaneous Tax Revenues	Local Municipal Purpose Taxes .27 1,578,984.69
Human Resources 4,600.00	State Aid Revenues 43,538.00	Veteran & Senior Citizen Taxes 34,750.00
Elections 1,000.00	Federal Aid Revenues	Total Taxes for Rate Computation .85 5,078,302.88
General Administration (other) 279,771.00	State and Local Fiscal Assistance Act Utilized 57,653.00	Special District Taxes
JUDICIARY	Sale of Acquired Property	Bank Corp. Taxes
Municipal Courts 39,834.00	Other Miscellaneous Revenues 439,507.00	Added and Omitted Taxes 7,830.00
PUBLIC SAFETY	Total 6,209,507.00	Total Taxes Levied - ABSTRACT 5,051,382.88
Fire Protection 110,325.00	Prior Years Surplus Appropriated 150,000.00	Total Taxes Billed 5,073,581.00
Police Protection 877,055.00	REVENUES TOTAL 6,359,507.00	1989 TAXES COLLECTED 5,021,414.00
Civil Defense & Disaster Control 100.00	Reserve For Uncollected Taxes 125,779.00	1989 Taxes Cancelled, Abated or Adjusted 676.00
Environmental Inspection & Control 46,564.00	CAPITAL OUTLAY TOTAL 326,070.00	Transfer to Tax Title Liens or Foreclosed 53.00
Other Public Safety	Public Enterprises 871.00	Balance Outstanding Dec. 31, 1989 51,438.00
PUBLIC WORKS	Recreation-Culture	PRIOR YEARS TAXES OUTSTANDING
Streets and Drainage 113,731.00	Public Works 243,365.00	Balance January 1, 1989 64,328.00
Sewers and Sewage Processing 53,000.00	Buildings and Grounds 81,834.00	Collected in 1989 62,606.00
Garbage and Trash Disposal 123,869.00	Library and Education	Cancelled, Abated or Adjusted 1989 1,519.00
Public Buildings and Grounds 26,300.00	Conservation	Transfers to Tax Title Liens or Foreclosed
Other Public Works	All Other	Balance December 31, 1989 203.00
HEALTH and WELFARE	CAPITAL DEBT AUTHORIZED, DECEMBER 31, 1989	TAX TITLE LIENS OUTSTANDING
Health Services Except Environmental 10,732.00	ISSUED AND UNISSUED GROSS DEBT NET DEBT	Balance January 1, 1989 308.00
Welfare-Public Assistance 630.00	School	Transfer From Taxes 53.00
Hospital, Clinics, First Aid	Self-Liquidating	Redeemed in 1989
Animal, Insect, & Rodent Control 300.00	Other 579,000 554,000	Cancelled, Abated or Adjusted (1989)
Other Welfare Services	Total 579,000 554,000	Transfers to Foreclosed Property
RECREATION and CONSERVATION	ISSUED AND OUTSTANDING	Balance December 31, 1989 361.00
Beaches and Boardwalks 19,498.00	School	PROPERTY ACQUIRED BY DEED OR FORECLOSURE
Parks, Playgrounds, Shade Trees 47,700.00	Self-Liquidating	Balance January 1, 1989 2,850.00
Land Reclamation & Conservation 900.00	Other	Transfers From Taxes or Liens
Other Recreational Services	Total 279,000.00 279,000.00	Sale for Cash (1989)
EDUCATION (excluding schools)	EQUALIZED VALUATION BASIS FOR NET DEBT COMPUTATION 503,411,149	Cancelled, Abated or Adjusted (1989)
Libraries	REAL PROPERTY VALUATIONS	Balance December 31, 1989 2,850.00
Other Educational Services	Code Class # of Parcels % VAL'N ASSESSED VALUATION	CURRENT FINANCES DECEMBER 31, 1989
STATUTORY EXPENDITURES	1 Vacant Land 33 2.40 7,293,100.00	ASSETS
Pensions & F. I. C. A. 200,324.00	2 Residential 583 27.01 70,050,700.00	Cash Dec. 31, 1989 2,319,854.00
Employee Fringe Benefits 120,000.00	3 Farm 19,975,200.00	Taxes Receivable 51,641.00
Other Statutory Expenditures 5,000.00	4a Commercial 26 6.23 207,463,200.00	Tax Title Liens 361.00
CETA And Other Public Employment Programs	4b Industrial 141 68.14 690,800.00	Foreclosed Property 2,850.00
MUNICIPAL FUNCTIONS TOTAL 2,202,732.00	4c Apartments 7 .23 304,473,000.00	Emergencies & Other Deferred Charges 23,668.00
CAPITAL IMPROVEMENTS *MEMO* 200,000.00	Total 790 51.60 Sq. Miles 304,473,000.00	State and Federal Aid Receivable
DEBT SERVICE	Land Area 1.60 Sq. Miles	Other Receivables 20,247.00
Principal Payments 100,000.00	Net Valuation Taxable-Municipal 305,165,729	Total 2,423,621.00
Interest Payments 34,534.00	Net Valuation Taxable-County 524,019,049	LIABILITIES, RESERVES, AND SURPLUS
DEFERRED CHARGES 19,421.00	State Equalized Valuation 593,283,231	Cash Liabilities 1,557,859.00
SCHOOL, COUNTY, SPECIAL DISTRICT TAXES 3,464,563.19	State Equalization Ratio 51.38	Reserves for Receivables 75,099.00
RESERVE FOR UNCOLLECTED TAXES 125,779.00		Surplus Dec. 31, 1989 790,663.00
EXPENDITURES TOTAL 5,947,014.19		Total 2,423,621.00

Population 1980 15,570
 Population 1990 15,110
 S & P Rating
 Moody Rating A1

General Tax Rate Per \$100. 2.00
 State Equalized Tax Rate 1.04

MOORESTOWN TOWNSHIP - BURLINGTON CO.

Form of Government:

Council-Manager Plan E (OMCL 50)

Number of Members on Governing Body - 5

PER CAPITA:

Grass Debt 1,165,822
 Net Debt 694,855
 Debt Service 52,999
 Total Tax Levy 1,722,966
 Municipal Expenditures 605,188

PER CENT:

Grass Debt 1.63
 Net Debt .97
 Tax Levy Collected 90.10
 Tax Levy Cancelled, Abated or Adjusted .62

EXPENDITURES		REVENUES-REALIZED		1989 PROPERTY TAX	
GENERAL GOVERNMENT		REVENUES-REALIZED		STATE EQUALIZED TAX RATE 1.00	
Governing Body & Public Boards	15,735.00	1989 Property Taxes Collected	26,792,088.00	Local District School Taxes	14,273,090.00
Municipal Clerk		1989 Payments in Lieu of Taxes		Regional & Consolidated School Tax	
Financial Administration	64,830.00	Delinquent Tax & Lien Collections	872,304.00	School Taxes in Municipal Budget	
Assessment of Taxes	52,524.00	Business Personalty Replacement Taxes	469,750.00	County Taxes	7,582,148.78
Collection of Taxes	72,365.00	Taxes from Public Utilities	1,378,636.00	County Library Taxes	
Planning, Housing & Development	52,512.00	Other Miscellaneous Tax Revenues	9,201.00	Local Municipal Purpose Taxes	4,373,607.00
Human Resources	492,639.00	State Aid Revenues	525,786.00	Veteran & Senior Citizen Taxes	134,850.00
Elections		Federal Aid Revenues		Total Taxes for Rate Computation	26,363,701.78
General Administration (other)	869,157.00	State and Local Fiscal Assistance Act Utilized		Special District Taxes	638,200.00
JUDICIARY		Sole of Acquired Property		Bank Corp. Taxes	
Municipal Courts	75,100.00	Other Miscellaneous Revenues	1,504,957.00	Added and Omitted Taxes	507,922.00
PUBLIC SAFETY		Total	31,564,842.00	Total Taxes Levied - ABSTRACT	27,879,973.78
Fire Protection		Prior Years Surplus Appropriated	1,327,535.00	Total Taxes Billed	27,886,654.00
Police Protection	1,773,541.00	REVENUES TOTAL	32,892,377.00	1989 TAXES COLLECTED	
Civil Defense & Disaster Control		Reserve For Uncollected Taxes	959,640.00	1989 Taxes Cancelled, Abated or Adjusted	227,435.00
Environmental Inspection & Control	55,500.00	CAPITAL OUTLAY TOTAL		Transfer to Tax Title Liens or Foreclosed	
Other Public Safety		Public Enterprises	2,021,122.00	Balance Outstanding Dec. 31, 1989	361,081.00
PUBLIC WORKS		Recreation-Culture	202,070.00	PRIOR YEARS TAXES OUTSTANDING	
Streets and Drainage	1,125,655.00	Public Works	1,139,296.00	Balance January 1, 1989	388,230.00
Sewers and Sewage Processing		Buildings and Grounds	48,650.00	Collected in 1989	858,858.00
Garbage and Trash Disposal	803,600.00	Library and Education	2,392.00	Cancelled, Abated or Adjusted 1989	261.00
Public Buildings and Grounds	432,218.00	Conservation		Transfers to Tax Title Liens or Foreclosed	10,708.00
Other Public Works		All Other		Balance December 31, 1989	13,403.00
HEALTH and WELFARE		CAPITAL DEBT AUTHORIZED, DECEMBER 31, 1989			
Health Services Except Environmental		ISSUED AND UNISSUED	GROSS DEBT	NET DEBT	
Welfare-Public Assistance	3,375.00	School	2,271,000.00		
Hospital, Clinics, First Aid		Self-Liquidating	5,319,079		
Animal, Insect, & Rabid Central	9,500.00	Other	11,199,260		
Other Welfare Services	3,775.00	Total	18,788,339		
RECREATION and CONSERVATION		ISSUED AND OUTSTANDING			
Beaches and Boardwalks		School	2,271,000.00		
Parks, Playgrounds, Shade Trees	395,655.00	Self-Liquidating	4,872,237.00		
Land Reclamation & Conservation		Other	10,537,763.00		
Other Recreational Services	155,735.00	Total	17,681,000.00		
EDUCATION (excluding schools)		EQUALIZED VALUATION BASIS			
Libraries	539,514.00	FOR NET DEBT COMPUTATION			
Other Educational Services	3,200.00	REAL PROPERTY VALUATIONS			
STATUTORY EXPENDITURES		Code	Class	# of Parcels	% VAL'N
Pensions & F. I. C. A.	577,133.00	1	Vocant Land	692	4.00
Employee Fringe Benefits	313,708.00	2	Residential	4883	63.33
Other Statutory Expenditures		3	Farm	246	2.13
CETA And Other Public Employment Programs		4a	Commercial	220	19.18
MUNICIPAL FUNCTIONS TOTAL		4b	Industrial	45	9.80
CAPITAL IMPROVEMENTS * MEMO *		4c	Apartment	19	1.51
DEBT SERVICE		Total		6105	
Principal Payments	321,000.00	ASSESSED VALUATION			
Interest Payments	533,013.00	1	Vocant Land	51,408,300.00	
DEFERRED CHARGES		2	Residential	814,643,600.00	
SCHOOL, COUNTY, SPECIAL DISTRICT TAXES	47,600.00	3	Farm	28,137,900.00	
RESERVE FOR UNCOLLECTED TAXES	22,698,444.78	4a	Commercial	246,634,000.00	
EXPENDITURES TOTAL	32,467,694.78	4b	Industrial	126,038,600.00	
		4c	Apartment	19,481,600.00	
		Total		1,286,394,000.00	
		LIABILITIES, RESERVES, AND SURPLUS			
		Land Area 15.13 Sq. Miles			
		Net Valuation Taxable-Municipal 1,309,165,884			
		Net Valuation Taxable-County 1,302,280,904			
		State Equalized Valuation 1,419,963,152			
		State Equalization Ratio 92.07			
		CASH LIABILITIES 5,852,001.00			
		RESERVES FOR RECEIVABLES 1,128,971.00			
		SURPLUS DEC. 31, 1989 1,671,227.00			
		TOTAL 8,652,199.00			

Population 1980 18,436
 Population 1990 19,952
 S & P Rating AA
 Moody Rating AA

General Tax Rate Per \$100. 1.17
 State Equalized Tax Rate 1.32

MORRIS TOWNSHIP - MORRIS COUNTY

Form of Government:

Township Committee

Number of Members on Governing Body - 5

PER CAPITA: Grass Debt 2,189.96 Gross Debt 1.76
 Net Debt 516.69 Net Debt .42
 Debt Service 45.08 Tax Levy Collected 95.18
 Total Tax Levy 1,769.49 Tax Levy Cancelled, Abated
 Municipal Expenditures 753.08 or Adjusted 2.32

EXPENDITURES		REVENUES-REALIZED			1989 PROPERTY TAX	
GENERAL GOVERNMENT					STATE EQUALIZED TAX RATE →	
Governing Body & Public Boards	32,000.00	1989 Property Taxes Collected	33,624,063.11	Lacal District Schaal Taxes		
Municipal Clerk	113,561.00	1989 Payments in Lieu of Taxes	14,604.47	Regional & Consolidated Schaal Tax	.74	19,868,315.15
Financial Administration	174,304.00	Delinquent Tax & Lien Collections	331,779.38	Schaal Taxes in Municipal Budget		
Assessment of Taxes	107,377.00	Business Personalty Replacement Taxes	441,263.72	County Taxes	.25	6,605,597.93
Collection of Taxes	59,258.00	Taxes from Public Utilities	1,625,300.00	County Library Taxes		
Planning, Haising & Development	130,525.00	Other Miscellaneous Tax Revenues	1,717,405.60	Lacal Municipal Purpose Taxes	.32	8,632,180.56
Human Resources	30,418.55	State Aid Revenues	211,975.71	Veteran & Senior Citizen Taxes		104,050.00
Elections	3,345.00	Federal Aid Revenues		Total Taxes for Rate Computation	1.31	35,210,143.64
General Administration (other)	1,300,031.00	State and Lacal Fiscal Assistance Act Utilized		Special District Taxes		
JUDICIARY		Sale of Acquired Property		Bank Corp. Taxes		
Municipal Courts	100,500.00	Other Miscellaneous Revenues	373,890.14	Added and Omitted Taxes		198,699.93
PUBLIC SAFETY		Total	33,890,282.13	Total Taxes Levied - ABSTRACT		35,304,793.57
Fire Protection	1,093,802.40	Priar Years Surplus Appropriated	726,050.00	Total Taxes Billed		35,326,355.35
Police Protection	2,575,934.27	REVENUES TOTAL	39,616,332.13	1989 TAXES COLLECTED		33,624,063.11
Civil Defense & Disaster Control	16,000.00	Reserve For Uncollected Taxes	1,597,733.13	1989 Taxes Cancelled, Abated or Adjusted		818,972.79
Environmental Inspection & Control	203,636.00	CAPITAL OUTLAY TOTAL	3,038,440.31	Transfer to Tax Title Liens or Foreclosed		66,471.90
Other Public Safety		Public Enterprises	1,476,963.96	Balance Outstanding Dec. 31, 1989		816,847.55
PUBLIC WORKS		Recreation-Culture	4,799.00	PRIOR YEARS TAXES OUTSTANDING		
Streets and Drainage	1,503,927.11	Public Works	1,291,268.62	Balance January 1, 1989		611,566.16
Sewers and Sewage Processing		Buildings and Grounds	265,408.73	Collected in 1989		354,041.14
Garbage and Trash Disposal	2,307,737.00	Library and Education		Cancelled, Abated or Adjusted 1989		154,122.62
Public Buildings and Grounds	63,900.00	Conservation		Transfers to Tax Title Liens or Foreclosed		91,554.04
Other Public Works		All Other		Balance December 31, 1989		11,848.36
HEALTH and WELFARE		CAPITAL DEBT AUTHORIZED, DECEMBER 31, 1989		TAX TITLE LIENS OUTSTANDING		
Health Services Except Environmental	133,676.00	ISSUED AND UNISSUED		Balance January 1, 1989		4,253.52
Welfare-Public Assistance	61,111.30	Schaal	4,765,937	Transfer From Taxes		177,441.77
Hospital, Clinics, First Aid		Self-Liquidating	30,177,914	Redeemed in 1989		27,738.24
Animal, Insect, & Radent Control	1,100.00	Other	3,730,226	Cancelled, Abated or Adjusted (1989)		
Other Welfare Services		Total	43,674,077	Transfers to Fareclosed Property		
RECREATION and CONSERVATION		ISSUED AND OUTSTANDING		Balance December 31, 1989		153,957.05
Beaches and Boardwalks		Schaal	4,765,937.36	PROPERTY ACQUIRED BY DEED OR FORECLOSURE		
Parks, Playgrounds, Shade Trees		Self-Liquidating	9,719,709.00	Balance January 1, 1989		36,475.00
Land Reclamation & Conservation	1,538.00	Other	6,636,386.00	Transfers From Taxes or Liens		
Other Recreational Services	380,601.00	Total	21,122,032.36	Sale for Cash (1989)		
EDUCATION (excluding schools)		EQUALIZED VALUATION BASIS FOR NET DEBT COMPUTATION	2,483,462,575	Cancelled, Abated or Adjusted (1989)		
Libraries	483,468.90	REAL PROPERTY VALUATIONS		Balance December 31, 1989		36,475.00
Other Educational Services		Code Class # of Parcels % VAL'N		CURRENT FINANCES DECEMBER 31, 1989		
STATUTORY EXPENDITURES				ASSETS		
Pensions & F. L. C. A.	994,451.18	1 Vacant Land 397 3.66	109,570,700.00	Cash Dec. 31, 1989		3,650,432.36
Employee Fringe Benefits	447,800.00	2 Residential 6235 64.79	1,938,600,200.00	Taxes Receivable		828,695.91
Other Statutory Expenditures	100.00	3 Farm 14 .04	1,345,900.00	Tax Title Liens		153,957.05
CETA And Other Public Employment Programs		4a Commercial 103 21.18	633,703,300.00	Foreclosed Property		36,475.00
MUNICIPAL FUNCTIONS TOTAL	12,448,172.71	4b Industrial 24 8.98	268,770,500.00	Emergencies & Other Deferred Charges		1,092,292.76
CAPITAL IMPROVEMENTS *MEMO*	28,000.00	4c Apartments 4 1.34	40,140,700.00	State and Federal Aid Receivable		
DEBT SERVICE		Total 6777	2,992,131,300.00	Other Receivables		11,948.91
Principal Payments	355,924.00	Land Area 15.70 Sq. Miles		Total		5,773,801.99
Interest Payments	543,569.72	Net Valuation Taxable-Municipal	3,002,363,711	LIABILITIES, RESERVES, AND SURPLUS		
DEFERRED CHARGES	80,000.00	Net Valuation Taxable-County	3,042,945,318	Cash Liabilities		3,723,518.80
SCHOOL, COUNTY, SPECIAL DISTRICT TAXES	26,473,913.08	State Equalized Valuation	2,670,141,114	Reserves for Receivables		1,031,076.87
RESERVE FOR UNCOLLECTED TAXES	1,597,733.13	State Equalization Ratio	112.49	Surplus Dec. 31, 1989		1,019,206.32
EXPENDITURES TOTAL	41,499,312.64			Total		5,773,801.99

Population 1980 5,305
 Population 1990 5,219
 S & P Rating AA
 Moody Rating AA

General Tax Rate Per \$100. 2.98
 State Equalized Tax Rate 1.57

MORRIS PLAINS BOROUGH - MORRIS CO.

Form of Government:
 Borough Council

Number of Members on Governing Body - 6

PER CAPITA: Gross Debt 920.69 Net Debt 920.69 Debt Service 144.62 Total Tax Levy 2,258.08 Municipal Expenditures 1,113.35
 PER CENT: Gross Debt .68 Net Debt .68 Tax Levy Collected 98.35 Tax Levy Cancelled, Abated or Adjusted .79

EXPENDITURES		REVENUES-REALIZED			1989 PROPERTY TAX	
GENERAL GOVERNMENT					STATE EQUALIZED TAX RATE	
Governing Body & Public Boards		1989 Property Taxes Collected		11,604,548.87	Local District School Taxes	74
Municipal Clerk		1989 Payments in Lieu of Taxes		2,415.49	Regional & Consolidated School Tax	
Financial Administrator	125,700.63	Delinquent Tax & Lien Collections		79,264.06	School Taxes in Municipal Budget	
Assessment of Taxes	23,425.00	Business Personalty Replacement Taxes		244,213.98	County Taxes	.26
Collection of Taxes	36,650.00	Taxes from Public Utilities		481,789.00	County Library Taxes	
Planning, Housing & Development	79,730.00	Other Miscellaneous Tax Revenues			Local Municipal Purpose Taxes	.58
Human Resources	14,959.12	State Aid Revenues		60,313.20	Veteran & Senior Citizen Taxes	
Elections	2,000.00	Federal Aid Revenues			Total Taxes for Rate Computation	1.58
General Administration (other)	517,225.00	State and Local Fiscal Assistance Act Utilized			Special District Taxes	
JUDICIARY		Sale of Acquired Property			Bank Corp. Taxes	
Municipal Courts	53,875.00	Other Miscellaneous Revenues		507,129.00	Added and Omitted Taxes	
PUBLIC SAFETY					Total Taxes Levied - ABSTRACT	11,784,704.42
Fire Protection	97,003.00	Prior Years Surplus Appropriated		375,000.00	Total Taxes Billed	11,799,045.13
Police Protection	995,151.25	REVENUES TOTAL		13,354,677.50	1989 TAXES COLLECTED	11,604,548.87
Civil Defense & Disaster Control	1,525.00	Reserve For Uncollected Taxes		591,400.20	1989 Taxes Cancelled, Abated or Adjusted	93,525.29
Environmental Inspection & Control	33,300.00	CAPITAL OUTLAY		TOTAL	Transfer to Tax Title Liens or Foreclosed	6,779.50
Other Public Safety				1,712,378.69	Balance Outstanding Dec. 31, 1989	94,188.52
PUBLIC WORKS		Public Enterprises			PRIOR YEARS TAXES OUTSTANDING	
Streets and Drainage	597,275.00	Recreation-Culture		143,047.00	Balance January 1, 1989	94,820.00
Sewers and Sewage Processing	713,500.00	Public Works		266,379.53	Collected in 1989	79,264.06
Garbage and Trash Disposal	635,300.00	Buildings and Grounds		1,342,952.13	Cancelled, Abated or Adjusted 1989	1,050.09
Public Buildings and Grounds	55,550.00	Library and Education			Transfers to Tax Title Liens or Foreclosed	
Other Public Works		Conservation			Balance December 31, 1989	14,505.85
HEALTH and WELFARE		All Other			TAX TITLE LIENS OUTSTANDING	
Health Services Except Environmental	11,700.00				Balance January 1, 1989	51,335.42
Welfare-Public Assistance	5,145.00	CAPITAL DEBT AUTHORIZED, DECEMBER 31, 1989			Transfer From Taxes	6,779.50
Hospital, Clinics, First Aid		ISSUED AND UNISSUED			Redeemed in 1989	
Animal, Insect, & Radent Control		School			Cancelled, Abated or Adjusted (1989)	
Other Welfare Services		Self-Liquidating			Transfers to Foreclosed Property	
RECREATION and CONSERVATION		Other	4,805,080	4,805,080	Balance December 31, 1989	54,167.92
Beaches and Boardwalks		Total	4,805,080	4,805,080	PROPERTY ACQUIRED BY DEED OR FORECLOSURE	
Parks, Playgrounds, Shade Trees	35,750.00	ISSUED AND OUTSTANDING			Balance January 1, 1989	6,530.00
Land Reclamation & Conservation	21,425.00	School			Transfers From Taxes or Liens	
Other Recreational Services	65,150.00	Self-Liquidating			Sale for Cash (1989)	
EDUCATION (excluding schools)		Other		4,292,975.00	Cancelled, Abated or Adjusted (1989)	
Libraries	47,000.00	Total		4,292,975.00	Balance December 31, 1989	5,580.00
Other Educational Services		EQUALIZED VALUATION BASIS FOR NET DEBT COMPUTATION		702,407,904	CURRENT FINANCES DECEMBER 31, 1989	
STATUTORY EXPENDITURES		REAL PROPERTY VALUATIONS			ASSETS	
Pensions & F. L. C. A.	237,000.00	Code Class # of Parcels % VAL'N ASSESSED VALUATION			Cash Dec. 31, 1989	1,686,372.46
Employee Fringe Benefits		1 Vacant Land 153 1.10 4,330,800.00			Taxes Receivable	108,094.37
Other Statutory Expenditures		2 Residential 1890 52.32 205,979,815.00			Tax Title Liens	54,167.92
CETA And Other Public Employment Programs	4,454,334.00	3 Farm			Foreclosed Property	6,580.00
MUNICIPAL FUNCTIONS		4a Commercial 86 32.18 150,318,173.00			Emergencies & Other Deferred Charges	
CAPITAL IMPROVEMENTS		4b Industrial 3 3.39 33,047,557.00			State and Federal Aid Receivable	3,515.94
DEBT SERVICE		4c Apartments			Other Receivables	4,334.11
Principal Payments	575,344.16	Total	2132	393,676,345.00	Total	2,067,664.80
Interest Payments	177,403.54	Land Area	2.60 Sq. Miles		LIABILITIES, RESERVES, AND SURPLUS	
DEFERRED CHARGES		Net Valuation Taxable-Municipal		395,517,936	Cash Liabilities	766,332.01
SCHOOL, COUNTY, SPECIAL DISTRICT TAXES	7,405,039.75	Net Valuation Taxable-County		671,651,953	Reserves for Receivables	177,770.40
RESERVE FOR UNCOLLECTED TAXES	591,400.20	State Equalized Valuation		740,735,337	Surplus Dec. 31, 1989	923,206.39
EXPENDITURES		State Equalization Ratio		52.35	Total	2,067,664.80
TOTAL	13,275,601.75					

Population 1980 16,614
 Population 1990 16,189
 S & P Rating A+
 Moody Rating A1

General Tax Rate Per \$100. 1.74
 State Equalized Tax Rate 1.57

MORRISTOWN TOWN - MORRIS COUNTY
 Form of Government:
Mayor-Council Plan F (OMCL 50)
 Number of Members on Governing Body - 7

PER CAPITA:
 Gross Debt 9,578.01
 Net Debt 1,724.52
 Debt Service 218.08
 Total Tax Levy 1,441.31
 Municipal Expenditures 1,335.04

PER CENT:
 Gross Debt 12.00
 Net Debt 2.16
 Tax Levy Collected 96.14
 Tax Levy Cancelled, Abated or Adjusted .41

EXPENDITURES	REVENUES-REALIZED	1989 PROPERTY TAX
GENERAL GOVERNMENT		STATE EQUALIZED TAX RATE
Governing Body & Public Boards 54,118.00	1989 Property Taxes Collected 22,485,649.00	Local District School Taxes
Municipal Clerk 283,152.00	1989 Payments in Lieu of Taxes	Regional & Consolidated School Tax .72 10,632,080.85
Financial Administration 177,737.00	Delinquent Tax & Lien Collections 698,595.00	School Taxes in Municipal Budget
Assessment of Taxes 99,633.00	Business Personalty Replacement Taxes 510,829.00	County Taxes .22 3,305,938.29
Collection of Taxes 633,211.00	Taxes from Public Utilities 2,185,432.00	County Library Taxes
Planning, Housing & Development 57,400.00	Other Miscellaneous Tax Revenues	Local Municipal Purpose Taxes .63 9,359,466.00
Human Resources 342,270.00	State Aid Revenues 265,202.00	Veteran & Senior Citizen Taxes 64,900.00
Elections 151,500.00	Federal Aid Revenues	Total Taxes for Rate Computation 1.57 23,362,385.14
General Administration (other) 1,589,831.00	State and Local Fiscal Assistance Act Utilized	Special District Taxes
JUDICIARY	Sale of Acquired Property	Bank Corp. Taxes
Municipal Courts 330,938.00	Other Miscellaneous Revenues 9,112,243.00	Added and Omitted Taxes 35,920.00
PUBLIC SAFETY	Total 35,257,950.00	Total Taxes Levied - ABSTRACT 23,333,405.14
Fire Protection 1,479,854.00	Prior Years Surplus Appropriated 1,900,000.00	Total Taxes Billed 23,389,291.00
Police Protection 3,006,911.00	REVENUES TOTAL 37,157,950.00	1989 TAXES COLLECTED 22,485,649.00
Civil Defense & Disaster Control 3,000.00	Reserve For Uncollected Taxes 1,165,473.00	1989 Taxes Cancelled, Abated or Adjusted 96,456.00
Environmental Inspection & Control 296,104.00	CAPITAL OUTLAY TOTAL 15,946,218.00	Transfer to Tax Title Liens or Foreclosed
Other Public Safety	Public Enterprises	Balance Outstanding Dec. 31, 1989 807,186.00
PUBLIC WORKS	Recreation-Culture	PRIOR YEARS TAXES OUTSTANDING
Streets and Drainage 995,161.00	Public Works 14,918,874.00	Balance January 1, 1989 897,502.00
Sewers and Sewage Processing 3,508,699.00	Buildings and Grounds 1,027,344.00	Collected in 1989 636,620.00
Gorbage and Trash Disposal	Library and Education	Cancelled, Abated or Adjusted 1989 133,044.00
Public Buildings and Grounds 669,900.00	Conservation	Transfers to Tax Title Liens or Foreclosed 104,156.00
Other Public Works	All Other	Balance December 31, 1989 23,682.00
HEALTH and WELFARE	CAPITAL DEBT AUTHORIZED, DECEMBER 31, 1989	TAX TITLE LIENS OUTSTANDING
Health Services Except Environmental 113,955.00	ISSUED AND UNISSUED GROSS DEBT NET DEBT	Balance January 1, 1989 338,945.00
Welfare-Public Assistance 65,000.00	Schaal 2,479,063	Transfer From Taxes 129,964.00
Hospital, Clinics, First Aid 31,230.00	Self-Liquidating 11,313,802	Redeemed in 1989 61,975.00
Animal, Insect, & Rodent Control 58,436.00	Other 141,265,547	Cancelled, Abated or Adjusted (1989)
Other Welfare Services	Total 155,059,412	Transfers to Foreclosed Property 406,934.00
RECREATION and CONSERVATION	ISSUED AND OUTSTANDING	Balance December 31, 1989
Beaches and Boardwalks 412,502.00	Schaal 2,479,063.00	PROPERTY ACQUIRED BY DEED OR FORECLOSURE
Parks, Playgrounds, Shade Trees 2,000.00	Self-Liquidating 10,473,659.00	Balance January 1, 1989 113,100.00
Land Reclamation & Conservation 190,202.00	Other 127,178,418.00	Transfers From Taxes or Liens
Other Recreational Services	Total 140,131,140.00	Sale for Cash (1989)
EDUCATION (excluding schools)	EQUALIZED VALUATION BASIS FOR NET DEBT COMPUTATION 1,291,804,438	Cancelled, Abated or Adjusted (1989)
Libraries 266,979.00	REAL PROPERTY VALUATIONS	Balance December 31, 1989 113,100.00
Other Educational Services	Code Class # of Parcels % VAL'N ASSESSED VALUATION	CURRENT FINANCES DECEMBER 31, 1989
STATUTORY EXPENDITURES	1 Vacant Land 116 1.09 14,201,300.00	ASSETS
Pensions & F. I. C. A. 1,063,124.00	2 Residential 3123 44.58 580,854,600.00	Cash Dec. 31, 1989 5,776,749.00
Employee Fringe Benefits 775,000.00	3 Farm 591,700,225.00	Taxes Receivable 830,868.00
Other Statutory Expenditures 15,000.00	4a Commercial 537 45.41 591,700,225.00	Tax Title Liens 406,934.00
CETA And Other Public Employment Programs	4b Industrial 14 1.25 16,231,500.00	Foreclosed Property 113,100.00
MUNICIPAL FUNCTIONS TOTAL 16,713,067.00	4c Apartments 53 7.67 99,926,600.00	Emergencies & Other Deferred Charges 309,000.00
CAPITAL IMPROVEMENTS *MEMO* 1,314,221.00	Total 3848 1,302,914,725.00	State and Federal Aid Receivable 11,480.00
DEBT SERVICE	Land Area 2.85 Sq. Miles	Other Receivables 1,191,836.00
Principal Payments 964,924.00	Net Valuation Taxable-Municipal 1,342,147,766	Total 8,639,967.00
Interest Payments 2,505,276.00	Net Valuation Taxable-County 1,543,292,743	LIABILITIES, RESERVES, AND SURPLUS
DEFERRED CHARGES 204,000.00	State Equalized Valuation 1,481,938,158	Cash Liabilities 2,739,551.00
SCHOOL, COUNTY, SPECIAL DISTRICT TAXES 13,933,019.14	State Equalization Ratio 90.32	Reserves for Receivables 2,542,738.00
RESERVE FOR UNCOLLECTED TAXES 1,165,473.00		Surplus Dec. 31, 1989 3,357,678.00
EXPENDITURES TOTAL 35,550,979.14		Total 8,639,967.00

Population 1980 4,251
 Population 1990 3,530
 S & P Rating
 Moody Rating

General Tax Rate Per \$100. 5.33
 State Equalized Tax Rate 1.27

MOUNT ARLINGTON BORO. - MORRIS CO.

Form of Government:

Borough Council

Number of Members on Governing Body - 6

PER CAPITA:

Gross Debt 294.57
 Net Debt 194.31
 Debt Service 50.80
 Total Tax Levy 1,137.57
 Municipal Expenditures 543.66

PER CENT:

Gross Debt .56
 Net Debt .37
 Tax Levy Collected 22.53
 Tax Levy Cancelled, Abated or Adjusted .01

EXPENDITURES		REVENUES-REALIZED		1989 PROPERTY TAX	
GENERAL GOVERNMENT		REVENUES-REALIZED		STATE EQUALIZED TAX RATE	
Governing Body & Public Boards		1989 Property Taxes Collected	3,824,191.09	Local District School Taxes	1.08 2,373,360.00
Municipal Clerk		1989 Payments in Lieu of Taxes		Regional & Consolidated School Tax	
Financial Administration	29,675.00	Delinquent Tax & Lien Collections	132,864.91	School Taxes in Municipal Budget	
Assessment of Taxes	13,771.00	Business Personalty Replacement Taxes	14,030.52	County Taxes	.23 513,322.69
Collection of Taxes	29,245.00	Taxes from Public Utilities	185,844.00	County Library Taxes	
Planning, Housing & Development	25,540.00	Other Miscellaneous Tax Revenues		Local Municipal Purpose Taxes	.55 1,215,081.65
Human Resources	32,107.00	State Aid Revenues	45,431.10	Veteron & Senior Citizen Taxes	23,750.00
Elections	1,435.00	Federal Aid Revenues		Total Taxes for Rate Computation	1.26 4,125,526.33
General Administration (other)	251,957.00	State and Local Fiscal Assistance Act Utilized		Special District Taxes	
JUDICIARY		Sole of Acquired Property		Bank Corp. Taxes	
Municipal Courts	32,500.00	Other Miscellaneous Revenues	222,425.12	Added and Omitted Taxes	27,610.39
PUBLIC SAFETY		Total	4,473,736.74	Total Taxes Levied - ABSTRACT	4,129,392.71
Fire Protection	44,555.53	Prior Years Surplus Appropriated	155,000.00	Total Taxes Billed	4,133,095.75
Police Protection	374,372.39	REVENUES TOTAL	4,633,766.74	1989 TAXES COLLECTED	
Civil Defense & Disaster Control	100.00	Reserve For Uncollected Taxes	246,084.40	1989 Taxes Cancelled, Abated or Adjusted	430.44
Environmental Inspection & Control	31,177.00	CAPITAL OUTLAY TOTAL	315,911.25	Transfer to Tax Title Liens or Foreclosed	24,347.59
Other Public Safety		Public Enterprises		Balance Outstanding Dec. 31, 1989	283,626.63
PUBLIC WORKS		Recreation-Culture		PRIOR YEARS TAXES OUTSTANDING	
Streets and Drainage	151,402.72	Public Works	214,775.62	Balonce January 1, 1989	138,632.10
Sewers and Sewage Processing		Buildings and Grounds	101,135.63	Collected in 1989	176,796.49
Garbage and Trash Disposal	124,427.66	Library and Education		Cancelled, Abated or Adjusted 1989	
Public Buildings and Grounds	23,630.00	Conservation		Transfers to Tax Title Liens or Foreclosed	11,798.92
Other Public Works	16,000.00	All Other		Balonce December 31, 1989	36.70
HEALTH and WELFARE		CAPITAL DEBT AUTHORIZED, DECEMBER 31, 1989		TAX TITLE LIENS OUTSTANDING	
Health Services Except Environmental	19,532.00	ISSUED AND UNISSUED		Balonce January 1, 1989	29,001.65
Welfare-Public Assistance	3,576.00	School	364,000	Transfer From Taxes	38,728.93
Hospital, Clinics, First Aid		Self-Liquidating		Redeemed in 1989	6,068.43
Animal, Insect, & Rodent Control	2,347.40	Other	705,359	Cancelled, Abated or Adjusted (1989)	
Other Welfare Services		Total	1,069,359	Transfers to Foreclosed Property	
RECREATION and CONSERVATION		ISSUED AND OUTSTANDING		Balonce December 31, 1989	61,662.15
Beaches and Boardwalks		School		PROPERTY ACQUIRED BY DEED OR FORECLOSURE	
Parks, Playgrounds, Shade Trees	16,140.00	Self-Liquidating		Balonce January 1, 1989	158,300.00
Land Reclamation & Conservation		Other		Transfers From Taxes or Liens	
Other Recreational Services	13,600.00	Total	1,002,000.00	Sole for Cash (1989)	
EDUCATION (excluding schools)		EQUALIZED VALUATION BASIS		Cancelled, Abated or Adjusted (1989)	
Libraries	66,462.00	FOR NET DEBT COMPUTATION	192,206,900	Balonce December 31, 1989	158,300.00
Other Educational Services		REAL PROPERTY VALUATIONS		CURRENT FINANCES DECEMBER 31, 1989	
STATUTORY EXPENDITURES		Code Class # of Parcels % VAL'N ASSESSED VALUATION		ASSETS	
Pensions & F. L. C. A.	97,400.00	1 Vacant Land 132 4.33 3,121,000.00		Cash Dec. 31, 1989	354,591.87
Employee Fringe Benefits	72,356.77	2 Residential 1105 77.60 50,146,600.00		Taxes Receivable	283,663.33
Other Statutory Expenditures		3 Farm 38 11.82 7,641,300.00		Tax Title Liens	61,662.15
CETA And Other Public Employment Programs		4a Commercial 1 3,200.00		Foreclosed Property	158,300.00
MUNICIPAL FUNCTIONS TOTAL	1,510,025.47	4b Industrial 3 5.75 3,713,800.00		Emergencies & Other Deferred Charges	75,727.98
CAPITAL IMPROVEMENTS * MEMO *	21,000.00	Total 1284 64,625,900.00		State and Federal Aid Receivable	42,501.67
DEBT SERVICE		Land Area 2.25 Sq. Miles		Other Receivables	18,058.92
Principal Payments	159,000.00	Net Valuation Taxable-Municipal	64,857,494	Total	994,505.92
Interest Payments	25,611.08	Net Valuation Taxable-County	232,324,764	LIABILITIES, RESERVES, AND SURPLUS	
DEFERRED CHARGES	32,763.44	State Equalized Valuation	219,302,441	Cash Liabilities	210,582.04
SCHOOL, COUNTY, SPECIAL DISTRICT TAXES	2,886,694.68	State Equalization Ratio	29.50	Reserves for Receivables	521,684.40
RESERVE FOR UNCOLLECTED TAXES	246,084.40			Surplus Dec. 31, 1989	262,239.48
EXPENDITURES TOTAL	4,860,179.07			Total	994,505.92

Population 1980 4,363
 Population 1990 4,517
 S & P Rating
 Moody Rating BAA1

General Tax Rate Per \$100. 3.67
 State Equalized Tax Rate 2.62

MOUNT EPHRAIM BORO. - CAMDEN CO.

Form of Government:
 Commission (1911)

Number of Members on Governing Body - 3

PER CAPITA: Gross Debt 284.24 PER CENT: Gross Debt .98
 Net Debt 284.24 Net Debt .98
 Debt Service 13.54 Tax Levy Collected 97.47
 Total Tax Levy 856.23 Tax Levy Cancelled, Aborted or Adjusted .26
 Municipal Expenditures 436.34

EXPENDITURES		REVENUES-REALIZED		1989 PROPERTY TAX	
GENERAL GOVERNMENT		REVENUES-REALIZED		STATE EQUALIZED TAX RATE	
Governing Body & Public Boards	3,000.00	1989 Property Taxes Collected	3,771,651.39	Local District School Taxes	.98
Municipal Clerk		1989 Payments in Lieu of Taxes		Regional & Consolidated School Tax	
Financial Administration	43,313.68	Delinquent Tax & Lien Collections	54,237.77	School Taxes in Municipal Budget	
Assessment of Taxes	4,140.00	Business Personalty Replacement Taxes	32,156.56	County Taxes	.91
Collection of Taxes	23,941.00	Taxes from Public Utilities	273,186.00	County Library Taxes	.02
Planning, Housing & Development	14,900.00	Other Miscellaneous Tax Revenues		Local Municipal Purpose Taxes	.70
Human Resources	47,132.93	State Aid Revenues	93,366.00	Veteran & Senior Citizen Taxes	
Elections		Federal Aid Revenues		Total Taxes for Rate Computation	2.61
General Administration (other)	194,559.25	State and Local Fiscal Assistance Act Utilized		Special District Taxes	
JUDICIARY		Sale of Acquired Property		Bank Corp. Taxes	
Municipal Courts	51,054.85	Other Miscellaneous Revenues	369,775.16	Added and Omitted Taxes	8,799.40
PUBLIC SAFETY		Total	4,594,372.98	Total Taxes Levied - ABSTRACT	3,867,591.10
Fire Protection	33,655.50	Prior Years Surplus Appropriated	266,500.00	Total Taxes Billed	3,869,459.68
Police Protection	381,293.74	REVENUES TOTAL	4,860,872.38	1989 TAXES COLLECTED	3,771,651.39
Civil Defense & Disaster Control	400.00	Reserve For Uncollected Taxes	251,402.06	1989 Taxes Cancelled, Aboted or Adjusted	10,086.48
Environmental Inspection & Control	17,515.00	CAPITAL OUTLAY TOTAL	282,292.63	Transfer to Tax Title Liens or Foreclosed	15,421.86
Other Public Safety		Public Enterprises		Balance Outstanding Dec. 31, 1989	72,299.95
PUBLIC WORKS		Recreation—Culture	1,195.00	PRIOR YEARS TAXES OUTSTANDING	
Streets and Drainage	173,703.00	Public Works	276,631.47	Balance January 1, 1989	54,483.56
Sewers and Sewage Processing	135,208.95	Buildings and Grounds	4,466.17	Collected in 1989	54,237.77
Garbage and Trash Disposal	263,203.65	Library and Education		Cancelled, Aboted or Adjusted 1989	4.02
Public Buildings and Grounds	9,600.00	Conservation		Transfers to Tax Title Liens or Foreclosed	241.77
Other Public Works		All Other		Balance December 31, 1989	
HEALTH and WELFARE		CAPITAL DEBT AUTHORIZED, DECEMBER 31, 1989		TAX TITLE LIENS OUTSTANDING	
Health Services Except Environmental	221.00	ISSUED AND UNISSUED		Balance January 1, 1989	25,166.52
Welfare—Public Assistance	14,600.00	School		Transfer From Taxes	15,717.48
Hospital, Clinics, First Aid		Self-Liquidating		Redeemed in 1989	
Animal, Insect, & Rodent Control		Other	1,283,925	Cancelled, Aboted or Adjusted (1989)	
Other Welfare Services		Total	1,283,925	Transfers to Foreclosed Property	
RECREATION and CONSERVATION		ISSUED AND OUTSTANDING		Balance December 31, 1989	40,884.00
Beaches and Boardwalks		School		PROPERTY ACQUIRED BY DEED OR FORECLOSURE	
Parks, Playgrounds, Shade Trees	500.00	Self-Liquidating		Balance January 1, 1989	5,735.00
Land Reclamation & Conservation	300.00	Other		Transfers From Taxes or Liens	
Other Recreational Services	1,200.00	Total	1,275,800.00	Sale for Cash (1989)	
EDUCATION (excluding schools)		EQUALIZED VALUATION BASIS FOR NET DEBT COMPUTATION		Cancelled, Aboted or Adjusted (1989)	
Libraries	4,745.00	REAL PROPERTY VALUATIONS		Balance December 31, 1989	5,735.00
Other Educational Services		Code Class # of Parcels % VAL'N ASSESSED VALUATION		CURRENT FINANCES DECEMBER 31, 1989	
STATUTORY EXPENDITURES		1 Vacant Land 77 1.06 1,101,550.00		ASSETS	
Pensions & F. I. C. A.	106,248.70	2 Residential 1551 31.67 85,083,420.00		Cash Dec. 31, 1989	986,980.01
Employee Fringe Benefits	91,300.00	3 Farm 14,334,050.00		Taxes Receivable	72,299.95
Other Statutory Expenditures		4a Commercial 96 13.76 598,100.00		Tax Title Liens	40,884.00
CETA And Other Public Employment Programs		4b Industrial 3 .57 3,056,900.00		Foreclosed Property	5,735.00
MUNICIPAL FUNCTIONS TOTAL	1,614,906.20	4c Apartments 10 2.93 104,174,020.00		Emergencies & Other Deferred Charges	21,500.00
CAPITAL IMPROVEMENTS *MEMO*	7,506.24	Total 1737 105,156,421		State and Federal Aid Receivable	3,699.08
DEBT SERVICE		Land Area .90 Sq. Miles		Other Receivables	8,241.28
Principal Payments	20,000.00	Net Voluation Taxable-Municipal	105,156,421	Total	1,139,339.32
Interest Payments	41,141.58	Net Voluation Taxable-County	134,883,975	LIABILITIES, RESERVES, AND SURPLUS	
DEFERRED CHARGES		State Equalized Voluation	147,068,532	Cash Liabilities	263,428.66
SCHOOL, COUNTY, SPECIAL DISTRICT TAXES	2,823,291.70	State Equalization Ratio	71.31	Reserves for Receivables	127,160.23
RESERVE FOR UNCOLLECTED TAXES	251,402.06			Surplus Dec. 31, 1989	748,750.43
EXPENDITURES TOTAL	4,794,241.05			Total	1,139,339.32

0323

Population 1980 10,818
 Population 1990 10,639
 S & P Rating
 Moody Rating BAA1

General Tax Rate Per \$100. 3.45
 State Equalized Tax Rate 2.56

MOUNT HOLLY TWP. - BURLINGTON CO.
 Form of Government:
 Council-Manager Plan A (OMCL 50)
 Number of Members on Governing Body - 5

PER CAPITA:
 Gross Debt 243.90
 Net Debt 163.08
 Debt Service 27.29
 Total Tax Levy 739.02
 Municipal Expenditures 434.95

PER CENT:
 Gross Debt 9.99
 Net Debt 6.66
 Tax Levy Collected 95.98
 Tax Levy Cancelled, Abated or Adjusted 1.11

EXPENDITURES	REVENUES-REALIZED	1989 PROPERTY TAX
GENERAL GOVERNMENT		STATE EQUALIZED TAX RATE .82
Governing Body & Public Boards	1989 Property Taxes Collected 7,547,673.05	Local District School Taxes .82 2,507,860.50
Municipal Clerk 39,418.00	1989 Payments in Lieu of Taxes	Regional & Consolidated School Tax .45 1,394,666.99
Financial Administration 96,356.00	Delinquent Tax & Lien Collections 303,829.52	School Taxes in Municipal Budget
Assessment of Taxes 35,632.00	Business Personalty Replacement Taxes 157,668.24	County Taxes .52 1,602,799.02
Collection of Taxes 49,239.00	Taxes from Public Utilities 737,127.00	County Library Taxes .03 91,976.92
Planning, Housing & Development 6,332.00	Other Miscellaneous Tax Revenues	Local Municipal Purpose Taxes .73 2,240,948.00
Human Resources 154,142.36	State Aid Revenues 345,118.19	Veteran & Senior Citizen Taxes 99,800.00
Elections 3,440.00	Federal Aid Revenues	Total Taxes for Rate Computation 2.55 7,930,051.43
General Administration (other) 504,331.00	State and Local Fiscal Assistance Act Utilized	Special District Taxes
JUDICIARY	Sale of Acquired Property	Bank Corp. Taxes
Municipal Courts 72,639.27	Other Miscellaneous Revenues 528,141.23	Added and Omitted Taxes 24,165.83
PUBLIC SAFETY	Total 9,619,557.23	Total Taxes Levied - ABSTRACT 7,862,417.26
Fire Protection 120,734.83	Prior Years Surplus Appropriated 523,242.23	Total Taxes Billed 7,863,593.12
Police Protection 995,035.99	REVENUES TOTAL 10,142,799.46	1989 TAXES COLLECTED 7,547,673.05
Civil Defense & Disaster Control	Reserve For Uncollected Taxes 400,671.19	1989 Taxes Cancelled, Abated or Adjusted 8,507.15
Environmental Inspection & Control	CAPITAL OUTLAY TOTAL 11,000.00	Transfer to Tax Title Liens or Foreclosed 1,951.72
Other Public Safety	Public Enterprises	Balance Outstanding Dec. 31, 1989 305,461.20
PUBLIC WORKS	Recreation-Culture	PRIOR YEARS TAXES OUTSTANDING
Streets and Drainage 599,074.00	Public Works 11,000.00	Balance January 1, 1989 298,248.71
Sewers and Sewage Processing	Buildings and Grounds	Collected in 1989 284,834.93
Garbage and Trash Disposal 530,476.00	Library and Education	Cancelled, Abated or Adjusted 1989 29.72
Public Buildings and Grounds 42,012.00	Conservation	Transfers to Tax Title Liens or Foreclosed
Other Public Works	All Other	Balance December 31, 1989 13,384.06
HEALTH and WELFARE	CAPITAL DEBT AUTHORIZED, DECEMBER 31, 1989	TAX TITLE LIENS OUTSTANDING
Health Services Except Environmental	ISSUED AND UNISSUED GROSS DEBT NET DEBT	Balance January 1, 1989 25,573.95
Welfare-Public Assistance 41,973.00	School 859,837	Transfer From Taxes 4,191.14
Hospital, Clinics, First Aid	Self-Liquidating 1,735,000	Redeemed in 1989 18,994.59
Animal, Insect, & Rodent Control	Other 2,594,837	Cancelled, Abated or Adjusted (1989)
Other Welfare Services	Total 2,594,837	Transfers to Foreclosed Property 4,918.99
RECREATION and CONSERVATION	ISSUED AND OUTSTANDING	Balance December 31, 1989 5,351.51
Beaches and Boardwalks	School 859,837.31	PROPERTY ACQUIRED BY DEED OR FORECLOSURE
Parks, Playgrounds, Shade Trees	Self-Liquidating	Balance January 1, 1989 156,172.44
Land Reclamation & Conservation	Other 1,735,000.00	Transfers From Taxes or Liens 4,918.99
Other Recreational Services 5,000.00	Total 2,594,837.31	Sale for Cash (1989) 35,800.00
EDUCATION (excluding schools)	EQUALIZED VALUATION BASIS	Cancelled, Abated or Adjusted (1989) 15,886.43
Libraries 22,530.00	FOR NET DEBT COMPUTATION 261,103,359	Balance December 31, 1989 109,405.00
Other Educational Services 690.00	REAL PROPERTY VALUATIONS	CURRENT FINANCES DECEMBER 31, 1989
STATUTORY EXPENDITURES	Code Class # of Parcels % VAL'N ASSESSED VALUATION	ASSETS
Pensioners & F. L. C. A. 252,651.00	1 Vacant Land 233 2.00 4,552,500.00	Cash Dec. 31, 1989 1,412,726.20
Employee Fringe Benefits 160,704.00	2 Residential 3131 78.06 171,196,335.00	Taxes Receivable 318,345.26
Other Statutory Expenditures 17,005.56	3 Farm 5 .01 31,100.00	Tax Title Liens 5,351.51
CETA And Other Public Employment Programs	4a Commercial 222 15.31 33,575,200.00	Foreclosed Property 109,405.00
MUNICIPAL FUNCTIONS TOTAL 3,833,236.01	4b Industrial 15 2.08 4,565,100.00	Emergencies & Other Deferred Charges 144,596.53
CAPITAL IMPROVEMENTS * MEMO *	4c Apartments 13 2.46 5,398,000.00	State and Federal Aid Receivable
DEBT SERVICE	Total 3669 219,313,255.00	Other Receivables 100,583.10
Principal Payments 145,000.00	Land Area 2.91 Sq. Miles	Total 2,092,012.69
Interest Payments 145,337.98	Net Valuation Taxable-Municipal 227,427,432	LIABILITIES, RESERVES, AND SURPLUS
DEFERRED CHARGES	Net Valuation Taxable-County 275,220,145	Cash Liabilities 541,414.36
SCHOOL, COUNTY, SPECIAL DISTRICT TAXES 5,597,323.43	State Equalized Valuation 303,726,450	Reserves for Receivables 534,889.37
RESERVE FOR UNCOLLECTED TAXES 400,671.19	State Equalization Ratio 74.19	Surplus Dec. 31, 1989 1,015,905.37
EXPENDITURES TOTAL 10,224,713.42		Total 2,092,012.69

0324
 Population 1980 17,614
 Population 1990 30,270
 S & P Rating
 Moody Rating A1

General Tax Rate Per \$100. 2.21
 State Equalized Tax Rate 1.72

MOUNT LAUREL TWP. - BURLINGTON CO.
 Form of Government:
 Council-Manager Plan E (OMCL 50)
 Number of Members on Governing Body - 5

PER CAPITA:
 Gross Debt 1,150.99
 Net Debt 390.10
 Debt Service 41.58
 Total Tax Levy 1,218.44
 Municipal Expenditures 373.73

PER CENT:
 Gross Debt 2.19
 Net Debt .74
 Tax Levy Collected 95.26
 Tax Levy Cancelled, Abated or Adjusted 1.11

EXPENDITURES		REVENUES-REALIZED		1989 PROPERTY TAX	
GENERAL GOVERNMENT				STATE EQUALIZED TAX RATE	
Governing Body & Public Boards	47,917.00	1989 Property Taxes Collected	35,003,273.49	Local District School Taxes	.70 13,854,985.00
Municipal Clerk	105,558.00	1989 Payments in Lieu of Taxes		Regional & Cansolidated School Tax	.30 5,974,216.77
Financial Administration	5,000.00	Delinquent Tax & Lien Collections	1,612,869.28	School Taxes in Municipal Budget	
Assessment of Taxes	109,391.00	Business Personalty Replacement Taxes	153,215.92	County Taxes	.52 10,261,786.88
Collection of Taxes	74,639.00	Taxes from Public Utilities	1,398,839.00	County Library Taxes	
Planning, Hausing & Development	150,999.00	Other Miscellaneous Tax Revenues		Local Municipal Purpose Taxes	.19 3,840,950.23
Human Resources	75,260.34	State Aid Revenues	158,969.11	Veteran & Senior Citizen Taxes	154,800.00
Elections		Federal Aid Revenues		Total Taxes for Rate Computation	1.71 34,086,738.88
General Administration (other)	844,861.02	State and Local Fiscal Assistance Act Utilized	1,317.00	Special District Taxes	1,305,048.18
JUDICIARY		Sale of Acquired Property	757.50	Bank Corp. Taxes	
Municipal Courts	147,372.71	Other Miscellaneous Revenues	3,205,763.82	Added and Omitted Taxes	1,645,226.87
PUBLIC SAFETY		Total	41,535,005.12	Total Taxes Levied - ABSTRACT	36,882,213.93
Fire Protection	6,650.00	Prior Years Surplus Appropriated	2,782,000.00	Total Taxes Billed	35,003,273.49
Police Protection	2,143,374.62	REVENUES TOTAL	44,317,005.12	1989 TAXES COLLECTED	
Civil Defense & Disaster Control	3,750.00	Reserve For Uncollected Taxes	1,743,303.77	1989 Taxes Cancelled, Abated or Adjusted	408,698.84
Environmental Inspection & Control	313,910.00	CAPITAL OUTLAY TOTAL	2,159,048.48	Transfer to Tax Title Liens or Foreclosed	60,175.53
Other Public Safety				Balance Outstanding Dec. 31, 1989	1,274,262.82
PUBLIC WORKS		Public Enterprises		PRIOR YEARS TAXES OUTSTANDING	
Streets and Drainage	923,846.45	Recreation-Culture	357,293.26	Balance January 1, 1989	1,792,461.63
Sewers and Sewage Processing		Public Works	1,172,313.63	Collected in 1989	1,603,373.98
Garbage and Trash Disposal	1,343,002.00	Buildings and Grounds	557,077.03	Cancelled, Abated or Adjusted 1989	3,526.31
Public Buildings and Grounds	174,573.00	Library and Education	72,364.56	Transfers to Tax Title Liens or Foreclosed	49,731.14
Other Public Works	77,055.00	Conservation		Balance December 31, 1989	135,830.20
HEALTH and WELFARE		All Other		TAX TITLE LIENS OUTSTANDING	
Health Services Except Environmental	5,135.00			Balance January 1, 1989	165,311.87
Welfare-Public Assistance	15,703.00	CAPITAL DEBT AUTHORIZED, DECEMBER 31, 1989		Transfer From Taxes	110,201.67
Hospital, Clinics, First Aid		ISSUED AND UNISSUED		Redeemed in 1989	9,495.30
Animal, Insect, & Radent Control	4,674.28	School	23,024,737	Cancelled, Abated or Adjusted (1989)	
Other Welfare Services		Self-Liquidating		Transfers to Foreclosed Property	
RECREATION and CONSERVATION		Other	11,815,743	Balance December 31, 1989	266,018.24
Beaches and Boardwalks		Total	34,840,536	PROPERTY ACQUIRED BY DEED OR FORECLOSURE	
Parks, Playgrounds, Shade Trees	241,635.00	ISSUED AND OUTSTANDING		Balance January 1, 1989	2,707,340.00
Land Reclamation & Conservation	400.00	School	22,694,487.55	Transfers From Taxes or Liens	
Other Recreational Services		Self-Liquidating		Sale for Cash (1989)	757.50
EDUCATION (excluding schools)		Other	11,804,000.00	Cancelled, Abated or Adjusted (1989)	10,542.50
Libraries	313,074.00	Total	34,498,487.55	Balance December 31, 1989	2,696,040.00
Other Educational Services		EQUALIZED VALUATION BASIS FOR NET DEBT COMPUTATION		CURRENT FINANCES DECEMBER 31, 1989	
STATUTORY EXPENDITURES		REAL PROPERTY VALUATIONS		ASSETS	
Pensions & F. L. C. A.	608,342.24	Code Class # of Parcels % VAL'N	ASSESSED VALUATION	Cash Dec. 31, 1989	10,369,601.30
Employee Fringe Benefits	484,216.00	1 Vacant Land 2319 7.07	107,596,100.00	Taxes Receivable	1,410,093.02
Other Statutory Expenditures	1,000.00	2 Residential 9704 58.40	889,114,200.00	Tax Title Liens	266,018.24
CETA And Other Public Employment Programs		3 Farm 246 .87	13,228,015.00	Foreclosed Property	2,696,040.00
MUNICIPAL FUNCTIONS TOTAL	8,221,403.66	4a Commercial 213 24.31	370,107,585.00	Emergencies & Other Deferred Charges	116,391.85
CAPITAL IMPROVEMENTS * M. E. M. J. *	224,000.00	4b Industrial 55 7.35	119,436,300.00	State and Federal Aid Receivable	24,451.17
DEBT SERVICE		4c Apartments 6 1.50	22,887,400.00	Other Receivables	221,302.84
Principal Payments	510,000.00	Total	1,522,369,600.00	Total	15,103,898.42
Interest Payments	748,741.29	Land Area 22.15 Sq. Miles		LIABILITIES, RESERVES, AND SURPLUS	
DEFERRED CHARGES	89,496.38	Net Valuation Taxable-Municipal	1,533,763,100	Cash Liabilities	6,060,357.50
SCHOOL, COUNTY, SPECIAL DISTRICT TAXES	31,396,036.83	Net Valuation Taxable-County	1,792,524,836	Reserves for Receivables	4,593,454.10
RESERVE FOR UNCOLLECTED TAXES	1,743,303.77	State Equalized Valuation	1,972,704,502	Surplus Dec. 31, 1989	4,450,086.82
EXPENDITURES TOTAL	42,708,931.93	State Equalization Ratio	77.62	Total	15,103,898.42

1427
 Population 1980 15,743
 Population 1990 21,232
 S & P Rating
 Moody Rating AAA

General Tax Rate Per \$100. 3.75
 State Equalized Tax Rate 1.67

MOUNT OLIVE TOWNSHIP - MORRIS CO.
 Form of Government:
 Mayor-Council Plan E (OMCL 50)
 Number of Members on Governing Body - 5

PER CAPITA:
 Gross Debt 1,121.16
 Net Debt 836.77
 Debt Service 56.14
 Total Tax Levy 1,161.13
 Municipal Expenditures 465.11

PER CENT:
 Gross Debt 2.04
 Net Debt 1.53
 Tax Levy Collected 95.39
 Tax Levy Cancelled, Abated or Adjusted 1.44

EXPENDITURES		REVENUES-REALIZED		1989 PROPERTY TAX	
GENERAL GOVERNMENT		REVENUES-REALIZED		STATE EQUALIZED TAX RATE	
Governing Body & Public Boards	51,911.00	1989 Property Taxes Collected	24,114,729.57	Local District School Taxes	1.11 15,682,509.35
Municipal Clerk	6,001.00	1989 Payments in Lieu of Taxes		Regional & Consolidated School Tax	
Financial Administration	115,515.00	Delinquent Tax & Lien Collections	398,646.77	School Taxes in Municipal Budget	
Assessment of Taxes	232,059.00	Business Personalty Replacement Taxes	39,269.72	County Taxes	.21 2,966,969.76
Collection of Taxes	54,018.00	Taxes from Public Utilities	1,146,828.00	County Library Taxes	
Planning, Housing & Development	147,936.00	Other Miscellaneous Tax Revenues		Local Municipal Purpose Taxes	.34 4,760,119.00
Human Resources	72,641.00	State Aid Revenues	225,833.36	Veteran & Senior Citizen Taxes	85,750.00
Elections	5,130.00	Federal Aid Revenues		Total Taxes for Rate Computation	1.66 23,495,343.11
General Administration (other)	727,452.00	State and Local Fiscal Assistance Act Utilized		Special District Taxes	1,073,215.00
JUDICIARY		Sale of Acquired Property		Bank Corp. Taxes	
Municipal Courts	203,415.86	Other Miscellaneous Revenues	1,972,631.07	Added and Omitted Taxes	653,912.66
PUBLIC SAFETY		Total	29,448,109.59	Total Taxes Levied - ABSTRACT	25,136,725.77
Fire Protection	163,416.00	Prior Years Surplus Appropriated	1,025,000.00	Total Taxes Billed	25,279,734.35
Police Protection	2,241,505.14	REVENUES TOTAL	29,473,109.59	1989 TAXES COLLECTED	24,114,729.07
Civil Defense & Disaster Control	5,110.00	Reserve For Uncollected Taxes	994,216.00	1989 Taxes Cancelled, Abated or Adjusted	364,386.73
Environmental Inspection & Control	190,031.00	CAPITAL OUTLAY TOTAL	3,058,937.44	Transfer to Tax Title Liens or Foreclosed	74,021.57
Other Public Safety		Public Enterprises		Balance Outstanding Dec. 31, 1989	726,596.38
PUBLIC WORKS		Recreation-Culture		PRIOR YEARS TAXES OUTSTANDING	
Streets and Drainage	1,103,909.00	Public Works	3,058,634.33	Balance January 1, 1989	1,175,093.91
Sewers and Sewage Processing	219,445.00	Buildings and Grounds	303.11	Collected in 1989	881,969.00
Garbage and Trash Disposal		Library and Education		Cancelled, Abated or Adjusted 1989	152,911.95
Public Buildings and Grounds	276,959.00	Conservation		Transfers to Tax Title Liens or Foreclosed	8,533.69
Other Public Works		All Other		Balance December 31, 1989	131,679.27
HEALTH and WELFARE		CAPITAL DEBT AUTHORIZED, DECEMBER 31, 1989		TAX TITLE LIENS OUTSTANDING	
Health Services Except Environmental	229,185.00	ISSUED AND UNISSUED		Balance January 1, 1989	264,676.27
Welfare-Public Assistance	43,620.00	School	5,364,000	Transfer From Taxes	83,928.89
Hospital, Clinics, First Aid		Self-Liquidating		Redeemed in 1989	16,727.77
Animal, Insect, & Radent Control	20,000.00	Other	18,496,587	Cancelled, Abated or Adjusted (1989)	6,153.30
Other Welfare Services		Total	23,350,587	Transfers to Foreclosed Property	
RECREATION and CONSERVATION		ISSUED AND OUTSTANDING		Balance December 31, 1989	325,724.09
Beaches and Boardwalks	6,387.00	School	5,364,000.00	PROPERTY ACQUIRED BY DEED OR FORECLOSURE	
Parks, Playgrounds, Shade Trees		Self-Liquidating		Balance January 1, 1989	892,895.00
Land Reclamation & Conservation	250.00	Other	14,428,245.74	Transfers From Taxes or Liens	
Other Recreational Services	133,514.00	Total	19,792,245.74	Sale for Cash (1989)	
EDUCATION (excluding schools)		EQUALIZED VALUATION BASIS		Cancelled, Abated or Adjusted (1989)	
Libraries	345,912.00	FOR NET DEBT COMPUTATION	1,167,509,466	Balance December 31, 1989	892,895.00
Other Educational Services		REAL PROPERTY VALUATIONS		CURRENT FINANCES DECEMBER 31, 1989	
STATUTORY EXPENDITURES		Code Class # of Parcels % VAL'N ASSESSED VALUATION		ASSETS	
Pensions & F. L. C. A.	587,150.00	1 Vacant Land 1167 6.55 40,830,566.00		Cash Dec. 31, 1989	2,538,728.26
Employee Fringe Benefits	384,470.00	2 Residential 4500 57.07 355,494,800.00		Taxes Receivable	858,275.65
Other Statutory Expenditures		3 Farm 134 .39 5,533,205.00		Tax Title Liens	325,724.09
CETA And Other Public Employment Programs	7,696,899.00	4a Commercial 244 10.42 64,894,600.00		Foreclosed Property	892,895.00
MUNICIPAL FUNCTIONS TOTAL		4b Industrial 34 8.46 52,728,100.00		Emergencies & Other Deferred Charges	253,524.00
CAPITAL IMPROVEMENTS * MEMO*		4c Apartments 5 16.60 103,434,000.00		State and Federal Aid Receivable	42,489.02
DEBT SERVICE		Total 6084 622,915,271.00		Other Receivables	78,767.09
Principal Payments	525,938.39	Land Area 30.06 Sq. Miles		Total	4,990,403.11
Interest Payments	668,856.58	Net Valuation Taxable-Municipal	625,837,020	LIABILITIES, RESERVES, AND SURPLUS	
DEFERRED CHARGES		Net Valuation Taxable-County	1,414,511,874	Cash Liabilities	1,600,898.84
SCHOOL, COUNTY, SPECIAL DISTRICT TAXES	19,722,694.11	State Equalized Valuation	1,405,568,160	Reserves for Receivables	2,155,661.83
RESERVE FOR UNCOLLECTED TAXES	994,216.00	State Equalization Ratio	44.41	Surplus Dec. 31, 1989	1,233,842.44
EXPENDITURES TOTAL	29,621,261.08			Total	4,990,403.11

1425
 Population 1980 4,153
 Population 1990 3,847
 S & P Rating AA
 Moody Rating AA

General Tax Rate Per \$100. 4.33
 State Equalized Tax Rate 1.77

MOUNTAIN LAKES BORO. - MORRIS CO.
 Form of Government:
Council-Manager Plan E (OMCL 50)
 Number of Members on Governing Body - 7

PER CAPITA:
 Gross Debt 1,579.94 PER CENT: 1.33
 Net Debt 577.50 Net Debt .49
 Debt Service 76.02 Tax Levy Collected 98.63
 Total Tax Levy 2,430.27 Tax Levy Cancelled, Abated
 Municipal Expenditures 737.35 or Adjusted .03

EXPENDITURES	REVENUES-REALIZED	1989 PROPERTY TAX
GENERAL GOVERNMENT		STATE EQUALIZED TAX RATE
Governing Body & Public Boards	1989 Property Taxes Collected 9,230,323.66	Local District Schaal Taxes 1.27 6,604,153.87
Municipal Clerk	1989 Payments in Lieu of Taxes	Regional & Consolidated Schaal Tax
Financial Administration 7,500.00	Delinquent Tax & Lien Collections 111,346.20	Schaal Taxes in Municipal Budget
Assessment of Taxes 12,000.00	Business Personalty Replacement Taxes 35,963.12	County Taxes .24 1,228,739.72
Collection of Taxes 21,800.00	Taxes from Public Utilities 363,319.00	Caunty Library Taxes
Planning, Housing & Development 44,900.00	Other Miscellaneous Tax Revenues	Local Municipal Purpose Taxes .27 1,400,821.98
Human Resources 36,245.82	State Aid Revenues 41,404.30	Veteran & Senior Citizen Taxes 10,650.00
Elections 37,600.43	Federal Aid Revenues	Total Taxes for Rate Computation 1.78 9,244,370.57
General Administration (other) 273,359.50	State and Local Fiscal Assistance Act Utilized	Special District Taxes 57,000.00
JUDICIARY	Sale of Acquired Proparty	Bank Corp. Taxes
Municipal Courts 17,000.00	Other Miscellaneous Revenues 344,763.52	Added and Omitted Taxes 58,542.41
PUBLIC SAFETY	Total 10,127,119.80	Total Taxes Levied - ABSTRACT 9,349,262.98
Fire Protection 136,138.00	Prior Years Surplus Appropriated 694,872.00	Total Taxes Billed 9,358,626.70
Police Protection 551,830.19	REVENUES TOTAL 10,821,991.80	1989 TAXES COLLECTED 9,230,323.66
Civil Defense & Disaster Control 900.00	Reserve For Uncollected Taxes 558,478.85	1989 Taxes Cancelled, Abated or Adjusted 2,535.75
Environmental Inspection & Control 36,500.00	CAPITAL OUTLAY TOTAL 197,231.38	Transfer to Tax Title Liens or Foreclosed 141.12
Other Public Safety	Public Enterprises 76,020.10	Balance Outstanding Dec. 31, 1989 125,626.17
PUBLIC WORKS	Recreation-Culture 4,128.79	PRIOR YEARS TAXES OUTSTANDING
Streets and Drainage 270,791.50	Public Works 93,921.31	Balance January 1, 1989 111,346.20
Sewers and Sewage Processing	Buildings and Grounds 23,161.18	Collected in 1989 111,346.20
Garbage and Trash Disposal	Library and Education	Cancelled, Abated or Adjusted 1989
Public Buildings and Grounds 58,100.00	Conservation	Transfers to Tax Title Liens or Foreclosed
Other Public Works	All Other	Balance December 31, 1989
HEALTH and WELFARE		TAX TITLE LIENS OUTSTANDING
Health Services Except Environmental 17,591.00		Balance January 1, 1989 1,542.20
Welfare-Public Assistance 500.00		Transfer From Taxes 141.12
Hospital, Clinics, First Aid		Redeemed in 1989
Animal, Insect, & Radent Control 400.00		Cancelled, Abated or Adjusted (1989)
Other Welfare Services		Transfers to Foreclosed Property
RECREATION and CONSERVATION		Balance December 31, 1989 1,683.32
Beaches and Boardwalks		PROPERTY ACQUIRED BY DEED OR FORECLOSURE
Parks, Playgrounds, Shade Trees 83,761.92		Balance January 1, 1989 157,085.09
Land Reclamation & Conservation 3,405.00		Transfers From Taxes or Liens
Other Recreational Services 30,000.00		Sale for Cash (1989)
EDUCATION (excluding schools)		Cancelled, Abated or Adjusted (1989)
Libraries 67,300.00		Balance December 31, 1989 157,085.09
Other Educational Services		CURRENT FINANCES DECEMBER 31, 1989
STATUTORY EXPENDITURES		ASSETS
Pensions & F. L. C. A. 166,465.00		Cash Dec. 31, 1989 1,217,753.72
Employee Fringe Benefits 72,639.16		Taxes Receivable 125,626.17
Other Statutory Expenditures		Tax Title Liens 1,683.32
CETA And Other Public Employment Programs		Foreclosed Property 157,085.09
MUNICIPAL FUNCTIONS TOTAL 1,951,785.52		Emergencies & Other Deferred Charges
CAPITAL IMPROVEMENTS *MEMO* 100.00		State and Federal Aid Receivable
DEBT SERVICE		Other Receivables 5,732.82
Principal Payments 210,000.00		Total 1,507,881.12
Interest Payments 82,445.00		LIABILITIES, RESERVES, AND SURPLUS
DEFERRED CHARGES 33,877.00		Cash Liabilities 370,156.29
SCHOOL, COUNTY, SPECIAL DISTRICT TAXES 7,889,898.59		Reserves for Receivables 290,127.40
RESERVE FOR UNCOLLECTED TAXES 558,478.85		Surplus Dec. 31, 1989 847,597.43
EXPENDITURES TOTAL 10,726,484.96		Total 1,507,881.12
	REAL PROPERTY VALUATIONS	
	Code Class # of Parcels % VAL'N ASSESSED VALUATION	
	1 Vacant Land 59 1.60 3,353,900.00	
	2 Residential 1237 85.52 179,433,600.00	
	3 Farm	
	4a Commercial 77 12.06 25,314,900.00	
	4b Industrial 5 .82 1,723,300.00	
	4c Apartments	
	Total 1378 209,825,700.00	
	Land Area 2.90 Sq. Miles	
	Net Valuation Taxable-Municipal 210,893,936	
	Net Valuation Taxable-County 556,075,089	
	State Equalized Valuation 519,156,384	
	State Equalization Ratio 40.50	

2010
 Population 1980 7,118
 Population 1990 6,657
 S & P Rating
 Moody Rating A1

General Tax Rate Per \$100. 2.59
 State Equalized Tax Rate 1.40

MOUNTAINSIDE BOROUGH - UNION CO.
 Form of Government:
 Borough Council
 Number of Members on Governing Body - 6

PER CAPITA:
 Gross Debt 242.51
 Net Debt 194.75
 Debt Service 57.19
 Total Tax Levy 1,975.09
 Municipal Expenditures 684.91
 PER CENT:
 Gross Debt 2.20
 Net Debt 1.16
 Tax Levy Collected 97.02
 Tax Levy Cancelled, Abated or Adjusted .06

EXPENDITURES		REVENUES-REALIZED		1989 PROPERTY TAX	
				STATE EQUALIZED TAX RATE	
GENERAL GOVERNMENT					
Governing Body & Public Boards				Local District School Taxes	.30 2,718,510.50
Municipal Clerk				Regional & Consolidated School Tax	.43 3,881,673.09
Financial Administration	53,741.07	1989 Property Taxes Collected	12,230,069.65	School Taxes in Municipal Budget	
Assessment of Taxes		1989 Payments in Lieu of Taxes		County Taxes	.37 3,316,290.00
Collection of Taxes		Delinquent Tax & Lien Collections	319,189.72	County Library Taxes	
Planning, Housing & Development	19,174.51	Business Personalty Replacement Taxes	253,330.64	Local Municipal Purpose Taxes	.29 2,628,371.45
Human Resources	32,331.25	Taxes from Public Utilities	668,239.00	Veteran & Senior Citizen Taxes	56,200.00
Elections	146,364.58	Other Miscellaneous Tax Revenues		Total Taxes for Rate Computation	1.39 12,601,051.04
General Administration (other)	520,747.17	State Aid Revenues	62,109.62	Special District Taxes	
JUDICIARY		Federal Aid Revenues		Bank Corp. Taxes	
Municipal Courts	54,948.26	State and Local Fiscal Assistance Act Utilized		Added and Omitted Taxes	603,344.86
PUBLIC SAFETY		State and Local Fiscal Assistance Act Utilized		Total Taxes Levied - ABSTRACT	13,148,195.90
Fire Protection	175,603.84	Sale of Acquired Property	776,234.07	Total Taxes Billed	12,605,195.90
Police Protection	1,067,229.54	Other Miscellaneous Revenues	750,000.00	1989 TAXES COLLECTED	12,230,069.65
Civil Defense & Disaster Control	750.00	Prior Years Surplus Appropriated	750,000.00	1989 Taxes Cancelled, Abated or Adjusted	7,190.00
Environmental Inspection & Control	84,264.07	REVENUES TOTAL	15,059,171.70	Transfer to Tax Title Liens or Foreclosed	
Other Public Safety		Reserve For Uncollected Taxes	565,884.77	Balance Outstanding Dec. 31, 1989	367,946.25
PUBLIC WORKS		CAPITAL OUTLAY	TOTAL	PRIOR YEARS TAXES OUTSTANDING	
Streets and Drainage	180,055.32	Public Enterprises	69,198.73	Balance January 1, 1989	319,374.97
Sewers and Sewage Processing	311,743.27	Recreation-Culture		Collected in 1989	319,189.72
Garbage and Trash Disposol	76,475.00	Public Works	24,262.79	Cancelled, Abated or Adjusted 1989	
Public Buildings and Grounds	115,647.14	Buildings and Grounds	44,935.94	Transfers to Tax Title Liens or Foreclosed	695.25
Other Public Works		Library and Education		Balance December 31, 1989	
HEALTH and WELFARE		Conservation		TAX TITLE LIENS OUTSTANDING	
Health Services Except Environmental	32,387.84	All Other		Balance January 1, 1989	
Welfare-Public Assistance	4,774.24	CAPITAL DEBT AUTHORIZED, DECEMBER 31, 1989		Transfer From Taxes	
Hospital, Clinics, First Aid		ISSUED AND UNISSUED	GROSS DEBT	Redeemed in 1989	
Animal, Insect, & Rodent Control	4,500.00	School	317,932	Cancelled, Abated or Adjusted (1989)	
Other Welfare Services		Self-Liquidating		Transfers to Foreclosed Property	
RECREATION and CONSERVATION		Other	1,296,482	Balance December 31, 1989	
Beaches and Boardwalks		Total	1,614,414	PROPERTY ACQUIRED BY DEED OR FORECLOSURE	
Parks, Playgrounds, Shade Trees	3,437.79	ISSUED AND OUTSTANDING		Balance January 1, 1989	3,375.00
Land Reclamation & Conservation		School	317,932.45	Transfers From Taxes or Liens	
Other Recreational Services	67,326.30	Self-Liquidating		Sale for Cash (1989)	
EDUCATION (excluding schools)		Other	1,278,000.00	Cancelled, Abated or Adjusted (1989)	
Libraries	239,901.00	Total	1,595,932.45	Balance December 31, 1989	3,375.00
Other Educational Services		EQUALIZED VALUATION BASIS		CURRENT FINANCES DECEMBER 31, 1989	
STATUTORY EXPENDITURES		FOR NET DEBT COMPUTATION		ASSETS	
Pensions & F. L. C. A.	241,474.93	REAL PROPERTY VALUATIONS		Cash Dec. 31, 1989	2,821,042.02
Employee Fringe Benefits	145,809.74	<u>Code</u> <u>Class</u> <u># of Parcels</u> <u>% VAL'N</u>		Taxes Receivable	368,631.50
Other Statutory Expenditures		1 Vacant Land 101 1.32	6,419,300.00	Tox Title Liens	
CETA And Other Public Employment Programs		2 Residential 2378 75.37	365,602,700.00	Foreclosed Property	3,375.00
MUNICIPAL FUNCTIONS		3 Farm 100 13.24	64,213,300.00	Emergencies & Other Deferred Charges	60,500.00
CAPITAL IMPROVEMENTS		4a Commercial 58 10.07	49,927,200.00	State and Federal Aid Receivable	364.91
DEBT SERVICE		4c Apartments 2637	435,062,500.00	Other Receivables	145,509.09
Principal Payments	280,000.00	Total		Total	3,399,722.52
Interest Payments	100,740.00	Land Area 4.10 Sq. Miles		LIABILITIES, RESERVES, AND SURPLUS	
DEFERRED CHARGES		Net Valuation Taxable-Municipal	486,073,132	Cash Liabilities	1,612,495.17
SCHOOL, COUNTY, SPECIAL DISTRICT TAXES	9,916,479.59	Net Valuation Taxable-County	627,008,317	Reserves for Receivables	518,015.59
RESERVE FOR UNCOLLECTED TAXES	565,334.77	State Equalized Valuation	699,607,334	Surplus Dec. 31, 1989	1,267,411.76
EXPENDITURES		State Equalization Ratio	53.93	Total	3,399,722.52
TOTAL	14,475,942.73				

0117
 Population 1980 5,243
 Population 1990 5,896
 S & P Rating
 Moody Rating

General Tax Rate Per \$100. 2.74
 State Equalized Tax Rate 2.13

MULLICA TOWNSHIP - ATLANTIC COUNTY

Form of Government:

Mayor-Council Plan F (OMCL 50)

Number of Members on Governing Body - 5

PER CAPITA:
 Grass Debt 505.58 PER CENT: Gross Debt 1.73
 Net Debt 250.49 Net Debt .86
 Debt Service 33.23 Tax Levy Collected 87.67
 Total Tax Levy 720.28 Tax Levy Cancelled, Abated
 Municipal Expenditures 401.75 or Adjusted .09

EXPENDITURES		REVENUES-REALIZED		1989 PROPERTY TAX	
GENERAL GOVERNMENT		REVENUES-REALIZED		STATE EQUALIZED TAX RATE	
Governing Body & Public Boards	71,727.76	1989 Property Taxes Collected	3,723,231.60	Local District Schaal Taxes	.61 1,203,191.50
Municipal Clerk		1989 Payments in Lieu of Taxes		Regional & Consolidated Schaal Tax	.58 1,138,200.24
Financial Administration	20,515.06	Delinquent Tax & Lien Collections	413,545.31	Schaal Taxes in Municipal Budget	
Assessment of Taxes	30,998.00	Business Personality Replacement Taxes	33,505.40	County Taxes	.45 * 893,854.93
Collection of Taxes	43,874.40	Taxes from Public Utilities	290,442.00	County Library Taxes	.03 58,558.23
Planning, Housing & Development	15,400.00	Other Miscellaneous Tax Revenues		Local Municipal Purpose Taxes	.46 907,811.56
Human Resources	23,437.64	State Aid Revenues	111,809.18	Veteran & Senior Citizen Taxes	
Elections		Federal Aid Revenues		Total Taxes far Rate Computation	2.13 4,254,116.46
General Administration (other)	241,480.15	State and Local Fiscal Assistance Act Utilized		Special District Taxes	
JUDICIARY		Sale of Acquired Property	17,920.00	Bank Corp. Taxes	
Municipal Courts	48,435.00	Other Miscellaneous Revenues	333,231.28	Added and Omitted Taxes	45,131.29
PUBLIC SAFETY		Total	4,923,684.77	Total Taxes Levied - ABSTRACT	4,246,747.75
Fire Protection	43,181.64	Prior Years Surplus Appropriated	400,000.00	Total Taxes Billed	4,246,971.44
Police Protection	444,584.07	REVENUES TOTAL	5,328,684.77	1989 TAXES COLLECTED	3,723,231.60
Civil Defense & Disaster Control	2,250.00	Reserve Far Uncollected Taxes	534,015.50	1989 Taxes Cancelled, Abated or Adjusted	3,782.50
Environmental Inspection & Control	5,386.28	CAPITAL OUTLAY TOTAL	324,576.87	Transfer to Tax Title Liens or Foreclosed	90,291.37
Other Public Safety		Public Enterprises		Balance Outstanding Dec. 31, 1989	429,665.97
PUBLIC WORKS		Recreation-Culture		PRIOR YEARS TAXES OUTSTANDING	
Streets and Drainage	276,132.52	Public Works	320,094.22	Balance January 1, 1989	405,874.52
Sewers and Sewage Processing		Buildings and Grounds	4,482.65	Collected in 1989	370,762.75
Garbage and Trash Disposal	130,890.00	Library and Education		Cancelled, Abated or Adjusted 1989	209.43
Public Buildings and Grounds	16,766.85	Conservation		Transfers to Tax Title Liens or Foreclosed	26,691.48
Other Public Works	14,020.52	All Other		Balance December 31, 1989	8,210.86
HEALTH and WELFARE		CAPITAL DEBT AUTHORIZED, DECEMBER 31, 1989		TAX TITLE LIENS OUTSTANDING	
Health Services Except Environmental	2,000.00	ISSUED AND UNISSUED		Balance January 1, 1989	226,505.28
Welfare-Public Assistance	11,365.00	Schaal	1,504,014	Transfer From Taxes	121,215.62
Hospital, Clinics, First Aid		Self-Liquidating		Redeemed in 1989	47,782.56
Animal, Insect, & Rodent Control	5,000.00	Other	1,476,875	Cancelled, Abated or Adjusted (1989)	
Other Welfare Services		Total	2,980,889	Transfers to Foreclosed Property	
RECREATION and CONSERVATION		ISSUED AND OUTSTANDING		Balance December 31, 1989	299,938.34
Beaches and Boardwalks		Schaal	1,504,014.87	PROPERTY ACQUIRED BY DEED OR FORECLOSURE	
Parks, Playgrounds, Shade Trees		Self-Liquidating		Balance January 1, 1989	194,530.00
Land Reclamation & Conservation	30,258.27	Other	237,500.00	Transfers From Taxes or Liens	
Other Recreational Services	5,000.00	Total	1,741,514.87	Sale far Cash (1989)	17,920.00
EDUCATION (excluding schools)		EQUALIZED VALUATION BASIS FOR NET DEBT COMPUTATION		Cancelled, Abated or Adjusted (1989)	
Libraries		REAL PROPERTY VALUATIONS		Balance December 31, 1989	176,610.00
Other Educational Services		Code Class # of Parcels % VAL'N		CURRENT FINANCES DECEMBER 31, 1989	
STATUTORY EXPENDITURES		1 Vacant Land 2873 16.83		ASSETS	
Pensions & F. L. C. A.	49,660.18	2 Residential 1820 72.78		Cash Dec. 31, 1989	1,600,216.33
Employee Fringe Benefits	64,500.00	3 Farm 133 2.93		Taxes Receivable	437,876.83
Other Statutory Expenditures		4a Commercial 86 6.51		Tax Title Liens	299,938.34
CETA And Other Public Employment Programs		4b Industrial 3 .95		Foreclosed Property	176,610.00
MUNICIPAL FUNCTIONS TOTAL	1,601,913.34	4c Apartments		Emergencies & Other Deferred Charges	20,504.75
CAPITAL IMPROVEMENTS *MEMO*	20,000.00	Total	4915	State and Federal Aid Receivable	4,664.61
DEBT SERVICE		Land Area 56.50 Sq. Miles		Other Receivables	52,025.02
Principal Payments	120,000.00	Net Valuation Taxable-Municipal	153,294,914	Total	2,591,835.88
Interest Payments	75,949.91	Net Valuation Taxable-County	179,943,359	LIABILITIES, RESERVES, AND SURPLUS	
DEFERRED CHARGES	36,812.19	State Equalized Valuation	197,131,301	Cash Liabilities	1,114,687.99
SCHOOL, COUNTY, SPECIAL DISTRICT TAXES	3,293,804.90	State Equalization Ratio	77.56	Reserves for Receivables	966,450.19
RESERVE FOR UNCOLLECTED TAXES	534,015.50			Surplus Dec. 31, 1989	510,697.70
EXPENDITURES TOTAL	5,662,495.84			Total	2,591,835.88

*Includes County Health Service Taxes, County Vocational Schaal Taxes, or County Open Space Tax. See Table 13.

0812
 Population 1980 3,552
 Population 1990 3,413
 S & P Rating
 Moody Rating

General Tax Rate Per \$100. 3.65
 State Equalized Tax Rate 2.72

NATIONAL PARK BORO. - GLOUCESTER CO.
 Form of Government:
Borough Council
 Number of Members on Governing Body - 6

PER CAPITA:
 Gross Debt 257.06
 Net Debt 24.76
 Debt Service 10.94
 Total Tax Levy 530.35
 Municipal Expenditures 369.67

PER CENT:
 Gross Debt 1.48
 Net Debt .14
 Tax Levy Collected 92.05
 Tax Levy Cancelled, Abated or Adjusted

EXPENDITURES		REVENUES-REALIZED			1989 PROPERTY TAX	
GENERAL GOVERNMENT					STATE EQUALIZED TAX RATE	
Governing Body & Public Boards		1989 Property Taxes Collected	1,666,153.01	Local District School Taxes	.72	477,781.00
Municipal Clerk		1989 Payments in Lieu of Taxes		Regional & Consolidated School Tax	.59	389,829.80
Financial Administration	19,925.00	Delinquent Tax & Lien Collections	150,451.73	School Taxes in Municipal Budget		
Assessment of Taxes	10,400.00	Business Personalty Replacement Taxes	6,747.84	County Taxes	.72	475,353.97
Collection of Taxes	13,275.00	Taxes from Public Utilities	354,306.00	County Library Taxes	.02	13,452.38
Planning, Housing & Development	6,800.00	Other Miscellaneous Tax Revenues		Local Municipal Purpose Taxes	.67	443,000.00
Human Resources	3,000.00	State Aid Revenues	127,729.23	Veteran & Senior Citizen Taxes		50,700.00
Elections	16,120.00	Federal Aid Revenues		Total Taxes for Rate Computation	2.72	1,850,117.15
General Administration (other)	160,144.92	State and Local Fiscal Assistance Act Utilized		Special District Taxes		
JUDICIARY		Sole of Acquired Property	60,690.00	Bank Corp. Taxes		
Municipal Courts	29,370.00	Other Miscellaneous Revenues	124,333.65	Added and Omitted Taxes		10,667.38
PUBLIC SAFETY		Total	2,490,911.51	Total Taxes Levied - ABSTRACT		1,810,084.53
Fire Protection	24,057.96	Prior Years Surplus Appropriated	132,372.32	Total Taxes Billed		1,810,084.53
Police Protection	211,770.00	REVENUES TOTAL	2,623,284.33	1989 TAXES COLLECTED		1,666,153.01
Civil Defense & Disaster Control	1,018.90	Reserve For Uncollected Taxes	167,800.00	1989 Taxes Cancelled, Abated or Adjusted		
Environmental Inspection & Control	14,770.00	CAPITAL OUTLAY TOTAL	10,120.00	Transfer to Tax Title Liens or Foreclosed		
Other Public Safety		Public Enterprises		Balance Outstanding Dec. 31, 1989		143,931.52
PUBLIC WORKS		Recreation-Culture		PRIOR YEARS TAXES OUTSTANDING		
Streets and Drainage	194,000.00	Public Works	10,120.00	Balance January 1, 1989		150,451.73
Sewers and Sewage Processing		Buildings and Grounds		Collected in 1989		150,451.73
Garbage and Trash Disposal	176,000.00	Library and Education		Cancelled, Abated or Adjusted 1989		
Public Buildings and Grounds	29,300.00	Conservation		Transfers to Tax Title Liens or Foreclosed		
Other Public Works		All Other		Balance December 31, 1989		
HEALTH and WELFARE		CAPITAL DEBT AUTHORIZED, DECEMBER 31, 1989		TAX TITLE LIENS OUTSTANDING		
Health Services Except Environmental	670.00	ISSUED AND UNISSUED		Balance January 1, 1989		2,250.54
Welfare-Public Assistance		School	573,970	Transfer From Taxes		
Hospital, Clinics, First Aid		Self-Liquidating	218,356	Redeemed in 1989		
Animal, Insect, & Rodent Control	2,600.00	Other	84,495	Cancelled, Abated or Adjusted (1989)		
Other Welfare Services		Total	877,332	Transfers to Foreclosed Property		
RECREATION and CONSERVATION		ISSUED AND OUTSTANDING		Balance December 31, 1989		2,250.54
Beaches and Boardwalks		School	543,970.94	PROPERTY ACQUIRED BY DEED OR FORECLOSURE		
Parks, Playgrounds, Shade Trees	3,000.00	Self-Liquidating	218,806.50	Balance January 1, 1989		83,588.00
Land Reclamation & Conservation		Other	74,145.00	Transfers From Taxes or Liens		
Other Recreational Services	2,650.00	Total	336,982.34	Sale for Cash (1989)		60,690.00
EDUCATION (excluding schools)		EQUALIZED VALUATION BASIS		Cancelled, Abated or Adjusted (1989)		
Libraries		FOR NET DEBT COMPUTATION	59,286.605	Balance December 31, 1989		22,898.00
Other Educational Services		REAL PROPERTY VALUATIONS		CURRENT FINANCES DECEMBER 31, 1989		
STATUTORY EXPENDITURES		Code Class # of Parcels % VALN ASSESSED VALUATION		ASSETS		
Pensions & F. L. C. A.	59,000.00	1 Vacant Land 126 1.70 864,100.00		Cash Dec. 31, 1989		677,602.29
Employee Fringe Benefits	47,882.91	2 Residential 1028 91.36 44,947,200.00		Taxes Receivable		143,931.52
Other Statutory Expenditures	3,500.00	3 Farm 39 6.10 3,002,900.00		Tax Title Liens		2,250.54
CETA And Other Public Employment Programs		4a Commercial 39 6.10 3,002,900.00		Foreclosed Property		22,898.00
MUNICIPAL FUNCTIONS TOTAL	1,034,774.75	4b Industrial 4 382,400.00		Emergencies & Other Deferred Charges		8,648.67
CAPITAL IMPROVEMENTS * ME '10 *		4c Apartments 4 .73 382,400.00		State and Federal Aid Receivable		57,700.00
DEBT SERVICE		Total 1197 74.56		Other Receivables		34,546.38
Principal Payments	31,315.00	Land Area 1.00 Sq. Miles		Total		947,577.40
Interest Payments	5,016.11	Net Valuation Taxable-Municipal	49,373,033	LIABILITIES, RESERVES, AND SURPLUS		
DEFERRED CHARGES		Net Valuation Taxable-County	60,609,910	Cash Liabilities		330,765.18
SCHOOL, COUNTY, SPECIAL DISTRICT TAXES	1,356,417.15	State Equalized Valuation	66,158,997	Reserves for Receivables		187,446.54
RESERVE FOR UNCOLLECTED TAXES	167,800.00	State Equalization Ratio	74.56	Surplus Dec. 31, 1989		429,365.68
EXPENDITURES TOTAL	2,618,091.65			Total		947,577.40

1334
 Population 1980 25,365
 Population 1990 28,143
 S & P Rating
 Moody Rating A

General Tax Rate Per \$100. 4.12
 State Equalized Tax Rate 1.91

NEPTUNE TOWNSHIP - MONMOUTH CO.

Form of Government:

Township Committee

Number of Members on Governing Body - 5

PER CAPITA:
 Gross Debt 456.36
 Net Debt 405.76
 Debt Service 31.80
 Total Tax Levy 1,065.92
 Municipal Expenditures 534.81

PER CENT:
 Gross Debt 1.00
 Net Debt .89
 Tax Levy Collected 95.16
 Tax Levy Cancelled, Abated or Adjusted

EXPENDITURES	REVENUES-REALIZED	1989 PROPERTY TAX
GENERAL GOVERNMENT		STATE EQUALIZED TAX RATE 1.91
Governing Body & Public Boards 134,324.00	1989 Property Taxes Collected 2,551,234.90	Local District School Taxes 1.05 15,545,690.00
Municipal Clerk	1989 Payments in Lieu of Taxes 110,753.57	Regional & Consolidated School Tax
Financial Administration 164,313.00	Delinquent Tax & Lien Collections 1,375,365.71	School Taxes in Municipal Budget
Assessment of Taxes 81,652.00	Business Personalty Replacement Taxes 286,123.44	County Taxes .39 * 5,751,494.78
Collection of Taxes 157,299.00	Taxes from Public Utilities 2,192,658.00	County Library Taxes
Planning, Housing & Development 147,300.00	Other Miscellaneous Tax Revenues	Local Municipal Purpose Taxes .47 7,017,047.77
Human Resources 671,463.35	State Aid Revenues 1,097,694.82	Veteran & Senior Citizen Taxes 236,700.00
Elections 2,475.00	Federal Aid Revenues	Total Taxes for Rate Computation 1.91 28,550,932.55
General Administration (other) 1,299,617.03	Federal Aid Revenues	Special District Taxes 1,289,530.00
JUDICIARY	State and Local Fiscal Assistance Act Utilized	Bank Corp. Taxes
Municipal Courts 131,632.37	Sale of Acquired Property 321,615.50	Added and Omitted Taxes 399,887.25
PUBLIC SAFETY	Other Miscellaneous Revenues 1,787,857.10	Total Taxes Levied - ABSTRACT 30,003,649.80
Fire Protection	Total 36,223,303.04	Total Taxes Billed 30,003,649.80
Police Protection 2,836,646.05	Prior Years Surplus Appropriated 1,756,950.00	1989 TAXES COLLECTED 28,551,234.90
Civil Defense & Disaster Control 1,725.00	REVENUES TOTAL 37,980,253.04	1989 Taxes Cancelled, Abated or Adjusted
Environmental Inspection & Control 297,844.00	Reserve For Uncollected Taxes	Transfer to Tax Title Liens or Foreclosed
Other Public Safety	CAPITAL OUTLAY TOTAL 1,053,835.47	Balance Outstanding Dec. 31, 1989 1,452,414.90
PUBLIC WORKS	Public Enterprises 35,265.35	PRIOR YEARS TAXES OUTSTANDING
Streets and Drainage 526,340.10	Recreation-Culture 835.50	Balance January 1, 1989 1,927,297.45
Sewers and Sewage Processing	Public Works 911,879.67	Collected in 1989 1,725,821.26
Garbage and Trash Disposal 1,929,172.00	Buildings and Grounds 105,354.95	Cancelled, Abated or Adjusted 1989
Public Buildings and Grounds 313,642.00	Library and Education	Transfers to Tax Title Liens or Foreclosed
Other Public Works 736,505.91	Conservation	Balance December 31, 1989 201,476.19
HEALTH and WELFARE	All Other	TAX TITLE LIENS OUTSTANDING
Health Services Except Environmental		Balance January 1, 1989 370,913.11
Welfare-Public Assistance 60,728.00	CAPITAL DEBT AUTHORIZED, DECEMBER 31, 1989	Transfer From Taxes
Hospital, Clinics, First Aid	ISSUED AND UNISSUED GROSS DEBT NET DEBT	Redeemed in 1989 149,544.65
Animal, Insect, & Rodent Control	School 253,000	Cancelled, Abated or Adjusted (1989)
Other Welfare Services	Self-Liquidating 1,171,500	Transfers to Foreclosed Property
RECREATION and CONSERVATION	Other 11,421,229	Balance December 31, 1989 221,368.46
Beaches and Boardwalks	Total 12,845,729	PROPERTY ACQUIRED BY DEED OR FORECLOSURE
Parks, Playgrounds, Shade Trees 125,498.00	ISSUED AND OUTSTANDING	Balance January 1, 1989 5,413,915.50
Land Reclamation & Conservation 231,612.00	School 253,000.00	Transfers From Taxes or Liens
Other Recreational Services 103,728.00	Self-Liquidating 1,089,500.00	Sale for Cash (1989) 321,615.50
EDUCATION (excluding schools)	Other 7,604,000.00	Cancelled, Abated or Adjusted (1989)
Libraries 453,900.00	Total 8,946,500.00	Balance December 31, 1989 5,092,300.00
Other Educational Services 19,777.00	EQUALIZED VALUATION BASIS FOR NET DEBT COMPUTATION 1,282,693,437	CURRENT FINANCES DECEMBER 31, 1989
STATUTORY EXPENDITURES	REAL PROPERTY VALUATIONS	ASSETS
Pensions & F.L.C.A. 911,608.38	Code Class # of Parcels % VAL'N ASSESSED VALUATION	Cash Dec. 31, 1989 9,136,816.29
Employee Fringe Benefits 989,331.00	1 Vacant Land 885 2.87 19,627,800.00	Taxes Receivable 1,653,891.09
Other Statutory Expenditures 10,000.00	2 Residential 8480 72.30 494,183,100.00	Tax Title Liens 221,368.46
CETA And Other Public Employment Programs	3 Farm 6 .03 222,500.00	Foreclosed Property 5,092,300.00
MUNICIPAL FUNCTIONS TOTAL 12,313,624.09	4a Commercial 594 21.07 143,989,300.00	Emergencies & Other Deferred Charges 444,854.00
CAPITAL IMPROVEMENTS * MEMO *	4b Industrial 11 .83 5,703,600.00	State and Federal Aid Receivable 217,237.77
DEBT SERVICE	4c Apartments 94 2.90 19,789,500.00	Other Receivables 241,287.17
Principal Payments 554,896.28	Total 10070 683,515,800.00	Total 17,007,754.78
Interest Payments 340,211.50	Land Area 8.00 Sq. Miles	LIABILITIES, RESERVES, AND SURPLUS
DEFERRED CHARGES 119,219.57	Net Valuation Taxable-Municipal 686,767,049	Cash Liabilities 7,199,686.56
SCHOOL, COUNTY, SPECIAL DISTRICT TAXES 22,586,714.78	Net Valuation Taxable-County 1,352,152,695	Reserves for Receivables 7,208,846.72
RESERVE FOR UNCOLLECTED TAXES 1,726,000.00	State Equalized Valuation 1,476,028,237	Surplus Dec. 31, 1989 2,599,221.50
EXPENDITURES TOTAL 37,640,666.22	State Equalization Ratio 46.41	Total 17,007,754.78

1335

Population 1980 5,276
 Population 1990 4,997
 S & P Rating
 Moody Rating

General Tax Rate Per \$100. 4.12
 State Equalized Tax Rate 1.87

NEPTUNE CITY BORO. - MONMOUTH CO.

Form of Government:

Borough Council

Number of Members on Governing Body - 6

PER CAPITA:

Gross Debt 45.95
 Net Debt 45.95
 Debt Service 6.31
 Total Tax Levy 875.73
 Municipal Expenditures 479.74

PER CENT:

Gross Debt .12
 Net Debt .12
 Tax Levy Collected 97.34
 Tax Levy Cancelled, Abated or Adjusted .02

EXPENDITURES		REVENUES-REALIZED			1989 PROPERTY TAX	
GENERAL GOVERNMENT		REVENUES-REALIZED			STATE EQUALIZED TAX RATE	
Governing Body & Public Boards		1989 Property Taxes Collected	4,260,124.90	Local District School Taxes	.87	1,988,320.00
Municipal Clerk		1989 Payments in Lieu of Taxes	26,201.79	Regional & Consolidated School Tax		
Financial Administration	14,125.00	Delinquent Tax & Lien Collections	111,764.37	School Taxes in Municipal Budget		
Assessment of Taxes	23,802.00	Business Personality Replacement Taxes	70,462.40	County Taxes	.39 *	891,992.18
Collection of Taxes	27,725.00	Taxes from Public Utilities	237,015.00	County Library Taxes	.01	28,236.39
Planning, Housing & Development	26,975.00	Other Miscellaneous Tax Revenues		Local Municipal Purpose Taxes	.60	1,371,082.42
Human Resources	36,542.96	State Aid Revenues	86,965.23	Veteran & Senior Citizen Taxes		59,000.00
Elections	6,300.00	Federal Aid Revenues		Total Taxes far Rate Computation	1.87	4,338,630.99
General Administration (other)	200,185.52	State and Local Fiscal Assistance Act Utilized		Special District Taxes		
JUDICIARY		Sale of Acquired Property		Bank Corp. Taxes		
Municipal Courts	61,584.45	Other Miscellaneous Revenues	373,843.93	Added and Omitted Taxes		96,375.47
PUBLIC SAFETY		Total	5,216,377.62	Total Taxes Levied - ABSTRACT		4,376,006.46
Fire Protection	46,021.10	Prior Years Surplus Appropriated	290,000.00	Total Taxes Billed		4,376,477.53
Police Protection	707,830.26	REVENUES TOTAL	5,506,377.62	1989 TAXES COLLECTED		4,260,124.90
Civil Defense & Disaster Control	100.00	Reserve Far Uncollected Taxes	158,173.20	1989 Taxes Cancelled, Abated or Adjusted		1,036.94
Environmental Inspection & Control	28,220.00	CAPITAL OUTLAY TOTAL	173,255.61	Transfer to Tax Title Liens or Foreclosed		5,063.05
Other Public Safety		Public Enterprises	797.25	Balance Outstanding Dec. 31, 1989		110,252.64
PUBLIC WORKS		Recreation-Culture		PRIOR YEARS TAXES OUTSTANDING		
Streets and Drainage	271,699.00	Public Works	26,440.78	Balance January 1, 1989		107,838.02
Sewers and Sewage Processing		Buildings and Grounds	146,011.58	Collected in 1989		94,131.89
Garbage and Trash Disposal	293,565.00	Library and Education		Cancelled, Abated or Adjusted 1989		13,748.20
Public Buildings and Grounds	38,975.00	Conservation		Transfers to Tax Title Liens or Foreclosed		7.93
Other Public Works		All Other		Balance December 31, 1989		7.93
HEALTH and WELFARE		CAPITAL DEBT AUTHORIZED, DECEMBER 31, 1989		TAX TITLE LIENS OUTSTANDING		
Health Services Except Environmental		ISSUED AND UNISSUED		Balance January 1, 1989		24,232.02
Welfare-Public Assistance	32,305.00	School	14,250	Transfer From Taxes		5,063.05
Hospital, Clinics, First Aid		Self-Liquidating		Redeemed in 1989		17,632.48
Animal, Insect, & Radent Control		Other	215,352	Cancelled, Abated or Adjusted (1989)		
Other Welfare Services		Total	229,602	Transfers to Foreclosed Property		11,662.65
RECREATION and CONSERVATION		ISSUED AND OUTSTANDING		Balance December 31, 1989		11,662.65
Beaches and Boardwalks		School		PROPERTY ACQUIRED BY DEED OR FORECLOSURE		
Parks, Playgrounds, Shade Trees	1,600.00	Self-Liquidating		Balance January 1, 1989		53,213.00
Land Reclamation & Conservation	34,176.00	Other		Transfers From Taxes or Liens		
Other Recreational Services	3,640.00	Total	104,000.00	Sale far Cash (1989)		
EDUCATION (excluding schools)		EQUALIZED VALUATION BASIS FOR NET DEBT COMPUTATION	199,621,115	Cancelled, Abated or Adjusted (1989)		
Libraries	12,465.00	REAL PROPERTY VALUATIONS		Balance December 31, 1989		53,213.00
Other Educational Services		Code Class # of Parcels % VAL'N ASSESSED VALUATION		CURRENT FINANCES DECEMBER 31, 1989		
STATUTORY EXPENDITURES		1 Vacant Land 90 2.54 2,632,900.00		ASSETS		
Pensions & F. L. C. A.	153,341.92	2 Residential 1307 63.09 65,320,000.00		Cash Dec. 31, 1989		1,698,195.30
Employee Fringe Benefits	121,300.00	3 Farm 19.59 20,279,300.00		Taxes Receivable		110,260.57
Other Statutory Expenditures		4a Commercial 10 3.01 3,112,900.00		Tax Title Liens		11,662.65
CETA And Other Public Employment Programs	2,147,478.21	4c Apartments 9 11.73 12,194,500.00		Foreclosed Property		53,213.00
MUNICIPAL FUNCTIONS TOTAL	2,147,478.21	Total 1516 103,538,600.00		Emergencies & Other Deferred Charges		68,320.00
CAPITAL IMPROVEMENTS *MEMO*	5,000.00			State and Federal Aid Receivable		6,039.86
DEBT SERVICE				Other Receivables		43,552.14
Principal Payments	24,000.00			Total		1,991,253.52
Interest Payments	7,538.56			LIABILITIES, RESERVES, AND SURPLUS		
DEFERRED CHARGES				Cash Liabilities		981,076.56
SCHOOL, COUNTY, SPECIAL DISTRICT TAXES	2,903,548.57			Reserves for Receivables		218,698.36
RESERVE FOR UNCOLLECTED TAXES	158,173.20			Surplus Dec. 31, 1989		791,478.60
EXPENDITURES TOTAL	5,305,809.89			Total		1,991,253.52

*Includes County Health Service Taxes, County Vocational School Taxes, or County Open Space Tax. See Table 13.

1428

Population 1980 3,557
 Population 1990 3,311
 S & P Rating B3B+
 Moody Rating

General Tax Rate Per \$100. 6.74
 State Equalized Tax Rate 1.35

NETCONG BOROUGH - MORRIS COUNTY

Form of Government:

Borough Council

Number of Members on Governing Body - 6

PER CAPITA:

Gross Debt 693.10
 Net Debt 319.40
 Debt Service 43.15
 Total Tax Levy 934.85
 Municipal Expenditures 444.37

PER CENT:

Gross Debt 1.57
 Net Debt .72
 Tax Levy Collected 96.61
 Tax Levy Cancelled, Abated or Adjusted .19

EXPENDITURES		REVENUES-REALIZED		1989 PROPERTY TAX	
GENERAL GOVERNMENT		REVENUES-REALIZED		STATE EQUALIZED TAX RATE	
Governing Body & Public Boards		1989 Property Taxes Collected	2,991,557.63	Local District School Taxes	.76 1,250,254.50
Municipal Clerk		1989 Payments in Lieu of Taxes	5.63	Regional & Consolidated School Tax	.40 668,170.75
Financial Administration	22,770.07	Delinquent Tax & Lien Collections	98,519.56	School Taxes in Municipal Budget	
Assessment of Taxes	69,224.00	Business Personalty Replacement Taxes	31,878.12	County Taxes	.25 411,574.71
Collection of Taxes	21,491.00	Taxes from Public Utilities	240,132.00	County Library Taxes	
Planning, Housing & Development	16,266.00	Other Miscellaneous Tax Revenues		Local Municipal Purpose Taxes	.45 733,479.72
Human Resources	13,793.93	State Aid Revenues	70,047.93	Veteran & Senior Citizen Taxes	
Elections		Federal Aid Revenues		Total Taxes for Rate Computation	1.86 3,102,879.68
General Administration (other)	213,726.00	State and Local Fiscal Assistance Act Utilized		Special District Taxes	
JUDICIARY		Sole of Acquired Property		Bank Corp. Taxes	
Municipal Courts	31,729.00	Other Miscellaneous Revenues	146,872.43	Added and Omitted Taxes	
PUBLIC SAFETY		Total	3,599,063.45	Total Taxes Levied - ABSTRACT	3,095,297.07
Fire Protection	14,634.03	Prior Years Surplus Appropriated	210,000.00	Total Taxes Billed	3,096,432.38
Police Protection	235,867.47	REVENUES TOTAL	3,809,063.45	1989 TAXES COLLECTED	2,991,557.68
Civil Defense & Disaster Control	1,001.00	Reserve For Uncollected Taxes	157,000.00	1989 Taxes Cancelled, Abated or Adjusted	5,796.40
Environmental Inspection & Control	25,341.00	CAPITAL OUTLAY	TOTAL	Transfer to Tax Title Liens or Foreclosed	5,316.62
Other Public Safety			161,428.31	Balance Outstanding Dec. 31, 1989	93,261.80
PUBLIC WORKS		Public Enterprises		PRIOR YEARS TAXES OUTSTANDING	
Streets and Drainage	65,636.00	Recreation-Culture	73,469.13	Balance January 1, 1989	105,044.47
Sewers and Sewage Processing	241,836.00	Public Works	82,959.18	Collected in 1989	98,519.56
Garbage and Trash Disposal		Buildings and Grounds		Cancelled, Abated or Adjusted 1989	3,248.52
Public Buildings and Grounds	17,309.00	Library and Education		Transfers to Tax Title Liens or Foreclosed	3,046.39
Other Public Works	5,854.00	Conservation		Balance December 31, 1989	230.00
HEALTH and WELFARE		All Other		TAX TITLE LIENS OUTSTANDING	
Health Services Except Environmental	12,079.00	CAPITAL DEBT AUTHORIZED, DECEMBER 31, 1989		Balance January 1, 1989	
Welfare-Public Assistance	6,300.00	ISSUED AND UNISSUED	GROSS DEBT	Transfer From Taxes	9,261.12
Hospital, Clinics, First Aid		School	578,394	Redeemed in 1989	
Animal, Insect, & Rodent Control	2,247.41	Self-Liquidating	980,452	Cancelled, Abated or Adjusted (1989)	
Other Welfare Services		Other	752,563	Transfers to Foreclosed Property	
RECREATION and CONSERVATION		Total	2,311,409	Balance December 31, 1989	9,261.12
Beaches and Boardwalks		ISSUED AND OUTSTANDING		PROPERTY ACQUIRED BY DEED OR FORECLOSURE	
Parks, Playgrounds, Shade Trees		School	578,394.62	Balance January 1, 1989	700.00
Land Reclamation & Conservation		Self-Liquidating	980,452.09	Transfers From Taxes or Liens	
Other Recreational Services	16,301.00	Other	747,311.00	Sale for Cash (1989)	
EDUCATION (excluding schools)		Total	2,306,157.71	Cancelled, Abated or Adjusted (1989)	
Libraries	2,000.00	EQUALIZED VALUATION BASIS FOR NET DEBT COMPUTATION	147,679,547	Balance December 31, 1989	700.00
Other Educational Services		REAL PROPERTY VALUATIONS		CURRENT FINANCES DECEMBER 31, 1989	
STATUTORY EXPENDITURES		Code Class # of Parcels % VAL'N ASSESSED VALUATION		ASSETS	
Pensions & F. L. C. A.	54,158.00	1 Vacant Land 66 2.20	966,500.00	Cash Dec. 31, 1989	450,549.25
Employee Fringe Benefits	43,355.53	2 Residential 784 66.66	29,261,740.00	Taxes Receivable	93,491.80
Other Statutory Expenditures	100.00	3 Farm 72 12.47	5,474,100.00	Tox Title Liens	9,261.12
CETA And Other Public Employment Programs		4a Commercial 9 4.97	2,180,400.00	Foreclosed Property	700.00
MUNICIPAL FUNCTIONS TOTAL	1,139,109.49	4b Industrial 2 13.70	6,014,400.00	Emergencies & Other Deferred Charges	119,400.00
CAPITAL IMPROVEMENTS *MEMO*	10,000.00	Total 933	43,897,140.00	State and Federal Aid Receivable	
DEBT SERVICE		Land Area .90 Sq. Miles		Other Receivables	
Principal Payments	95,000.00	Net Valuation Taxable-Municipal	45,543,249	Total	12,313.41
Interest Payments	64,437.00	Net Valuation Taxable-County	186,261,128	LIABILITIES, RESERVES, AND SURPLUS	
DEFERRED CHARGES		State Equalized Valuation	161,156,065	Cash Liabilities	232,226.51
SCHOOL, COUNTY, SPECIAL DISTRICT TAXES	16,766.84	State Equalization Ratio	27.52	Reserves for Receivables	115,766.33
RESERVE FOR UNCOLLECTED TAXES	2,329,999.96			Surplus Dec. 31, 1989	337,722.74
EXPENDITURES TOTAL	3,801,313.29			Total	685,715.58

1214

Population 1980 41,442
 Population 1990 41,711
 S & P Rating
 Moody Rating A

General Tax Rate Per \$100. 4.62
 State Equalized Tax Rate 2.23

NEW BRUNSWICK CITY - MIDDLESEX CO.
 Form of Government:
Mayor-Council Plan E (OMCL 50)
 Number of Members on Governing Body - 5

PER CAPITA: Grass Debt 2,259.12 PER CENT: Gross Debt 7.61
 Net Debt 477.44 Net Debt 1.61
 Debt Service 120.26 Tax Levy Collected 87.87
 Total Tax Levy 814.38 Tax Levy Cancelled, Abated
 Municipal Expenditures 982.11 or Adjusted 33

EXPENDITURES		REVENUES-REALIZED		1989 PROPERTY TAX	
GENERAL GOVERNMENT		REVENUES		STATE EQUALIZED TAX RATE	
Governing Body & Public Boards	211,955.00	1989 Property Taxes Collected	29,600,150.42	Local District School Taxes	1.13 16,901,122.00
Municipal Clerk	130,000.00	1989 Payments in Lieu of Taxes	3,308,830.49	Regional & Consolidated School Tax	
Financial Administration	3,197,478.50	Delinquent Tax & Lien Collections	1,263,167.99	School Taxes in Municipal Budget	.07 974,183.00
Assessment of Taxes	405,875.00	Business Personalty Replacement Taxes	1,138,599.60	County Taxes	.35 5,290,189.01
Collection of Taxes	333,250.00	Taxes from Public Utilities	2,330,947.00	County Library Taxes	
Planning, Housing & Development	93,202.00	Other Miscellaneous Tax Revenues		Local Municipal Purpose Taxes	.69 10,277,578.95
Human Resources	995,938.66	State Aid Revenues	9,381,983.11	Veteran & Senior Citizen Taxes	
Elections	13,925.00	Federal Aid Revenues		Total Taxes for Rate Computation	2.24 33,648,672.96
General Administration (other)	3,553,655.00	State and Local Fiscal Assistance Act Utilized		Special District Taxes	
JUDICIARY		Sale of Acquired Property		Bank Corp. Taxes	
Municipal Courts	307,925.00	Other Miscellaneous Revenues	9,684,190.58	Added and Omitted Taxes	242,453.41
PUBLIC SAFETY		Total	57,207,869.19	Total Taxes Levied - ABSTRACT	33,968,787.37
Fire Protection	4,443,952.66	Prior Years Surplus Appropriated	1,375,000.00	Total Taxes Billed	33,686,049.26
Police Protection	6,531,030.02	REVENUES TOTAL	58,582,869.19	1989 TAXES COLLECTED	29,600,150.42
Civil Defense & Disaster Control	3,000.00	Reserve For Uncollected Taxes	1,691,000.00	1989 Taxes Cancelled, Abated or Adjusted	112,041.14
Environmental Inspection & Control	506,225.00	CAPITAL OUTLAY TOTAL	5,963,450.76	Transfer to Tax Title Liens or Foreclosed	319,887.04
Other Public Safety		Public Enterprises	544,179.37	Balance Outstanding Dec. 31, 1989	3,653,970.66
PUBLIC WORKS		Recreation-Culture		PRIOR YEARS TAXES OUTSTANDING	
Streets and Drainage	1,309,751.57	Public Works	313,209.55	Balance January 1, 1989	1,175,437.55
Sewers and Sewage Processing	3,152,455.21	Buildings and Grounds	5,111,051.56	Collected in 1989	1,048,722.57
Garbage and Trash Disposal	204,000.00	Library and Education		Cancelled, Abated or Adjusted 1989	
Public Buildings and Grounds	871,550.00	Conservation		Transfers to Tax Title Liens or Foreclosed	47,238.15
Other Public Works	110,000.00	All Other		Balance December 31, 1989	79,476.83
HEALTH and WELFARE		CAPITAL DEBT AUTHORIZED, DECEMBER 31, 1989		TAX TITLE LIENS OUTSTANDING	
Health Services Except Environmental	310,950.00	ISSUED AND UNISSUED		Balance January 1, 1989	914,249.64
Welfare-Public Assistance	450,000.00	School	13,463,222	Transfer From Taxes	380,060.59
Hospital, Clinics, First Aid		Self-Liquidating	13,795,300	Redeemed in 1989	214,445.42
Animal, Insect, & Rodent Control		Other	66,971,010	Cancelled, Abated or Adjusted (1989)	
Other Welfare Services	275,135.00	Total	94,230,102	Transfers to Foreclosed Property	35,791.68
RECREATION and CONSERVATION		ISSUED AND OUTSTANDING		Balance December 31, 1989	1,044,073.13
Beaches and Boardwalks		School	11,252,816.00	PROPERTY ACQUIRED BY DEED OR FORECLOSURE	
Parks, Playgrounds, Shade Trees	586,460.00	Self-Liquidating	9,347,500.00	Balance January 1, 1989	361,603.32
Land Reclamation & Conservation	145,150.00	Other	65,308,400.00	Transfers From Taxes or Liens	35,791.68
Other Recreational Services	497,115.00	Total	85,963,716.00	Sale for Cash (1989)	
EDUCATION (excluding schools)		EQUALIZED VALUATION BASIS FOR NET DEBT COMPUTATION	1,237,501,093	Cancelled, Abated or Adjusted (1989)	
Libraries	437,157.10	REAL PROPERTY VALUATIONS		Balance December 31, 1989	397,400.00
Other Educational Services	32,413.44	Code Class # of Parcels % VAL'N ASSESSED VALUATION		CURRENT FINANCES DECEMBER 31, 1989	
STATUTORY EXPENDITURES		1 Vacant Land 1340 4.03 26,387,500.00		ASSETS	
Pensions & F.L.C. A.	2,891,055.32	2 Residential 5557 47.84 313,527,100.00		Cash Dec. 31, 1989	4,117,973.63
Employee Fringe Benefits	2,025,000.00	3 Farm 818 26.49 173,651,800.00		Taxes Receivable	3,733,447.49
Other Statutory Expenditures		4a Commercial 72 11.28 73,966,100.00		Tax Title Liens	1,044,073.13
CETA And Other Public Employment Programs		4c Apartments 139 10.36 67,877,400.00		Foreclosed Property	397,400.00
MUNICIPAL FUNCTIONS TOTAL	34,100,789.45	Total 7926 655,479,900.00		Emergencies & Other Deferred Charges	3,285,311.93
CAPITAL IMPROVEMENTS *MEMO*	00,000.00	Land Area 5.50 Sq. Miles		State and Federal Aid Receivable	
DEBT SERVICE		Net Valuation Taxable-Municipal	723,827,356	Other Receivables	1,279,212.53
Principal Payments	2,621,937.50	Net Valuation Taxable-County	1,437,869,634	Total	13,857,418.71
Interest Payments	2,394,203.68	State Equalized Valuation	1,423,824,950	LIABILITIES, RESERVES, AND SURPLUS	
TYPE I SCHL DEBT *MEMO	2,955,241.12	State Equalization Ratio	48.36	Cash Liabilities	7,215,810.16
DEFERRED CHARGES	156,673.02			Reserves for Receivables	6,454,133.15
SCHOOL COUNTY, SPECIAL DISTRICT TAXES	23,448,755.01			Surplus Dec. 31, 1989	187,475.40
RESERVE FOR UNCOLLECTED TAXES	1,691,000.00			Total	13,857,418.71
EXPENDITURES TOTAL	64,413,358.69				

Population 1980 14,256
 Population 1990 9,545
 S & P Rating
 Moody Rating

General Tax Rate Per \$100. 2.02
 State Equalized Tax Rate 2.05

NEW HANOVER TWP. - BURLINGTON CO.

Form of Government:

Township Committee

Number of Members on Governing Body - 3

PER CAPITA: Gross Debt 28.82 PER CENT: Gross Debt 1.13
 Net Debt Net Debt
 Debt Service Tax Levy Collected 87.02
 Total Tax Levy 65.03 Tax Levy Cancelled, Abated
 Municipal Expenditures 111.34 or Adjusted

EXPENDITURES		REVENUES-REALIZED			1989 PROPERTY TAX	
GENERAL GOVERNMENT					STATE EQUALIZED TAX RATE	
Governing Body & Public Baards		1989 Property Taxes Collected	540,357.00	Local District School Taxes		
Municipal Clerk		1989 Payments in Lieu of Taxes		Regional & Consolidated School Tax	1.22	365,158.45
Financial Administration	45,000.00	Delinquent Tax & Lien Collections	37,187.00	School Taxes in Municipal Budget		
Assessment of Taxes	19,500.00	Business Personalty Replacement Taxes	3,831.00	County Taxes	.58	174,600.06
Collection of Taxes	11,850.00	Taxes from Public Utilities	304,211.00	County Library Taxes	.03	9,992.14
Planning, Housing & Development	32,250.00	Other Miscellaneous Tax Revenues		Local Municipal Purpose Taxes	.22	65,650.00
Human Resources	7,996.00	State Aid Revenues	90,987.00	Veteran & Senior Citizen Taxes		3,950.00
Elections		Federal Aid Revenues		Total Taxes for Rate Computation	2.05	619,350.65
General Administration (other)	151,500.00	State and Local Fiscal Assistance Act Utilized		Special District Taxes		
JUDICIARY		Sale of Acquired Property		Bank Corp. Taxes		
Municipal Courts	75,014.00	Other Miscellaneous Revenues	222,550.00	Added and Omitted Taxes		5,401.00
PUBLIC SAFETY		Total	1,199,123.00	Total Taxes Levied - ABSTRACT		620,801.65
Fire Protection	12,090.00	Prior Years Surplus Appropriated	525,000.00	Total Taxes Billed		620,954.00
Police Protection	130,500.00	REVENUES TOTAL	1,724,123.00	1989 TAXES COLLECTED		540,357.00
Civil Defense & Disaster Control	3,550.00	Reserve For Uncollected Taxes	52,665.00	1989 Taxes Cancelled, Abated or Adjusted		
Environmental Inspection & Control	40,000.00	CAPITAL OUTLAY TOTAL		Transfer to Tax Title Liens or Foreclosed		1,963.00
Other Public Safety				Balance Outstanding Dec. 31, 1989		78,634.00
PUBLIC WORKS				PRIOR YEARS TAXES OUTSTANDING		
Streets and Drainage	156,958.00	Public Enterprises		Balance January 1, 1989		44,520.00
Sewers and Sewage Processing		Recreation-Culture		Collected in 1989		36,770.00
Garbage and Trash Disposal	73,720.00	Public Works		Cancelled, Abated or Adjusted 1989		
Public Buildings and Grounds	82,500.00	Buildings and Grounds		Transfers to Tax Title Liens or Foreclosed		7,750.00
Other Public Works		Library and Education		Balance December 31, 1989		
HEALTH and WELFARE		Conservation		TAX TITLE LIENS OUTSTANDING		
Health Services Except Environmental	2,200.00	All Other		Balance January 1, 1989		5,897.00
Welfare-Public Assistance	8,550.00	CAPITAL DEBT AUTHORIZED, DECEMBER 31, 1989		Transfer From Taxes		1,963.00
Hospital, Clinics, First Aid		ISSUED AND UNISSUED		Redeemed in 1989		418.00
Animal, Insect, & Rodent Control	3,200.00	School	275,135	Cancelled, Abated or Adjusted (1989)		
Other Welfare Services		Self-Liquidating		Transfers to Foreclosed Property		
RECREATION and CONSERVATION		Other		Balance December 31, 1989		7,442.00
Beaches and Boardwalks		Total	275,135	PROPERTY ACQUIRED BY DEED OR FORECLOSURE		
Parks, Playgrounds, Shade Trees	10,200.00	ISSUED AND OUTSTANDING		Balance January 1, 1989		
Land Reclamation & Conservation	16,550.00	School	275,135.52	Transfers From Taxes or Liens		
Other Recreational Services	38,100.00	Self-Liquidating		Sale for Cash (1989)		
EDUCATION (excluding schools)		Other		Cancelled, Abated or Adjusted (1989)		
Libraries		Total	275,135.52	Balance December 31, 1989		
Other Educational Services		EQUALIZED VALUATION BASIS FOR NET DEBT COMPUTATION		CURRENT FINANCES DECEMBER 31, 1989		
STATUTORY EXPENDITURES				ASSETS		
Pensions & F. L. C. A.	50,000.00	REAL PROPERTY VALUATIONS		Cash Dec. 31, 1989		1,140,876.00
Employee Fringe Benefits	15,000.00	Code Class # of Parcels % VAL'N		Taxes Receivable		86,384.00
Other Statutory Expenditures	6,000.00	1 Vacant Land 35 5.29	1,488,850.00	Tax Title Liens		7,442.00
CETA And Other Public Employment Programs		2 Residential 159 57.06	16,051,600.00	Foreclosed Property		
MUNICIPAL FUNCTIONS TOTAL	1,010,228.00	3 Farm 40 5.52	1,553,350.00	Emergencies & Other Deferred Charges		
CAPITAL IMPROVEMENTS * M.E.M.O.*		4a Commercial 29 31.90	8,974,000.00	State and Federal Aid Receivable		
DEBT SERVICE		4b Industrial 1 .23	63,500.00	Other Receivables		5,294.00
Principal Payments		4c Apartments		Total		1,239,996.00
Interest Payments		Total	28,131,300.00	LIABILITIES, RESERVES, AND SURPLUS		
DEFERRED CHARGES		Land Area 21.85 Sq. Miles		Cash Liabilities		584,045.00
SCHOOL, COUNTY, SPECIAL DISTRICT TAXES	549,750.65	Net Valuation Taxable-Municipal	30,442,747	Reserves for Receivables		99,120.00
RESERVE FOR UNCOLLECTED TAXES	52,665.00	Net Valuation Taxable-County	29,964,390	Surplus Dec. 31, 1989		556,831.00
EXPENDITURES TOTAL	1,612,643.65	State Equalized Valuation	30,024,283	Total		1,239,996.00
		State Equalization Ratio	101.51			

0238
 Population 1980 16,876
 Population 1990 15,990
 S & P Rating
 Moody Rating A1

General Tax Rate Per \$100. 1.85
 State Equalized Tax Rate 1.88

NEW MILFORD BOROUGH - BERGEN CO.
 Form of Government:
Borough Council
 Number of Members on Governing Body - 6

PER CAPITA:
 Gross Debt 409.79
 Net Debt 378.67
 Debt Service 28.34
 Total Tax Levy 1,112.75
 Municipal Expenditures 537.77

PER CENT:
 Gross Debt .75
 Net Debt .69
 Tax Levy Collected 98.00
 Tax Levy Cancelled, Abated or Adjusted .64

EXPENDITURES		REVENUES-REALIZED		1989 PROPERTY TAX	
GENERAL GOVERNMENT		REVENUES		STATE EQUALIZED TAX RATE	
Governing Body & Public Boards	100.00	1989 Property Taxes Collected	17,479,135.00	Local District School Taxes	1.06
Municipal Clerk		1989 Payments in Lieu of Taxes		Regional & Consolidated School Tax	
Financial Administration	36,000.00	Delinquent Tax & Lien Collections	270,486.39	School Taxes in Municipal Budget	
Assessment of Taxes	72,247.00	Business Personalty Replacement Taxes	73,146.40	County Taxes	.23
Collection of Taxes	104,802.00	Taxes from Public Utilities	1,205,361.00	County Library Taxes	
Planning, Housing & Development	9,550.00	Other Miscellaneous Tax Revenues		Local Municipal Purpose Taxes	.58
Human Resources	83,263.89	State Aid Revenues	165,973.70	Veteran & Senior Citizen Taxes	
Elections		Federal Aid Revenues		Total Taxes for Rate Computation	1.87
General Administration (other)	662,656.00	State and Local Fiscal Assistance Act Utilized		Special District Taxes	
JUDICIARY		State and Local Fiscal Assistance Act Utilized		Bank Corp. Taxes	
Municipal Courts	94,500.00	Sale of Acquired Property		Added and Omitted Taxes	
PUBLIC SAFETY		Other Miscellaneous Revenues	669,387.95	Total Taxes Levied - ABSTRACT	17,792,367.59
Fire Protection	210,494.20	Total	19,863,490.44	Total Taxes Billed	17,835,513.00
Police Protection	1,392,648.50	Prior Years Surplus Appropriated	140,000.00	1989 TAXES COLLECTED	17,479,135.00
Civil Defense & Disaster Control	3,150.00	REVENUES TOTAL	20,003,490.44	1989 Taxes Cancelled, Abated or Adjusted	114,089.00
Environmental Inspection & Control	69,895.00	Reserve For Uncollected Taxes	344,991.40	Transfer to Tax Title Liens or Foreclosed	39.00
Other Public Safety		CAPITAL OUTLAY TOTAL	673,891.00	Balance Outstanding Dec. 31, 1989	242,250.00
PUBLIC WORKS		REVENUES		PRIOR YEARS TAXES OUTSTANDING	
Streets and Drainage	397,698.00	Public Enterprises		Balance January 1, 1989	270,492.00
Sewers and Sewage Processing	645,808.04	Recreation--Culture		Collected in 1989	270,486.00
Garbage and Trash Disposal	1,106,819.00	Public Works	234,439.00	Cancelled, Abated or Adjusted 1989	0.00
Public Buildings and Grounds	107,930.00	Buildings and Grounds	323,375.00	Transfers to Tax Title Liens or Foreclosed	
Other Public Works		Library and Education	66,077.00	Balance December 31, 1989	
HEALTH and WELFARE		Conservation		TAX TITLE LIENS OUTSTANDING	
Health Services Except Environmental	64,639.00	All Other		Balance January 1, 1989	444.00
Welfare-Public Assistance	21,344.00	CAPITAL DEBT AUTHORIZED, DECEMBER 31, 1989		Transfer From Taxes	39.00
Hospital, Clinics, First Aid		ISSUED AND UNISSUED		Redeemed in 1989	
Animal, Insect, & Rodent Control	4,000.00	School	495,000	Cancelled, Abated or Adjusted (1989)	
Other Welfare Services		Self-Liquidating		Transfers to Foreclosed Property	
RECREATION and CONSERVATION		Other	6,057,500	Balance December 31, 1989	483.00
Beaches and Boardwalks		Total	6,552,500	PROPERTY ACQUIRED BY DEED OR FORECLOSURE	
Parks, Playgrounds, Shade Trees	5,570.00	ISSUED AND OUTSTANDING		Balance January 1, 1989	19,760.00
Land Reclamation & Conservation	370,695.00	School	495,000.00	Transfers From Taxes or Liens	
Other Recreational Services	114,869.00	Self-Liquidating		Sale for Cash (1989)	
EDUCATION (excluding schools)		Other	4,155,000.00	Cancelled, Abated or Adjusted (1989)	
Libraries	293,455.00	Total	4,650,000.00	Balance December 31, 1989	19,760.00
Other Educational Services		EQUALIZED VALUATION BASIS		CURRENT FINANCES DECEMBER 31, 1989	
STATUTORY EXPENDITURES		FOR NET DEBT COMPUTATION		ASSETS	
Pensions & F. L. C. A.	459,518.00	REAL PROPERTY VALUATIONS		Cash Dec. 31, 1989	1,015,750.00
Employee Fringe Benefits	352,571.00	Code Class # of Parcels % VAL'N		Taxes Receivable	242,250.00
Other Statutory Expenditures		1 Vacant Land 115 .72	5,374,300.00	Tax Title Liens	483.00
CETA And Other Public Employment Programs		2 Residential 4119 86.93	833,976,700.00	Foreclosed Property	19,760.00
MUNICIPAL FUNCTIONS TOTAL	7,194,352.63	3 Farm 1 .05	438,600.00	Emergencies & Other Deferred Charges	1,033,761.00
CAPITAL IMPROVEMENTS *MEMO*	20,000.00	4a Commercial 67 5.06	42,534,300.00	State and Federal Aid Receivable	
DEBT SERVICE		4b Industrial 4 .23	2,212,200.00	Other Receivables	0,881.00
Principal Payments	160,000.00	4c Apartments 14 7.02	67,318,000.00	Total	2,319,885.00
Interest Payments	293,133.00	Total 4320	959,354,100.00	LIABILITIES, RESERVES, AND SURPLUS	
DEFERRED CHARGES		Land Area 2.20 Sq. Miles		Cash Liabilities	1,340,801.00
SCHOOL, COUNTY, SPECIAL DISTRICT TAXES	12,215,859.17	Net Valuation Taxable-Municipal	960,138,847	Reserves for Receivables	269,374.00
RESERVE FOR UNCOLLECTED TAXES	344,991.40	Net Valuation Taxable-County	902,955,286	Surplus Dec. 31, 1989	709,710.00
EXPENDITURES TOTAL	20,814,751.42	State Equalized Valuation	946,986,041	Total	2,319,885.00
		State Equalization Ratio	101.39		

2011
 Population 1980 12,426
 Population 1990 11,439
 S & P Rating
 Moody Rating AA

General Tax Rate Per \$100. 2.81
 State Equalized Tax Rate 1.74

NEW PROVIDENCE BOROUGH - UNION CO.

Form of Government:

Borough Council

Number of Members on Governing Body - 6

PER CAPITA:

Grass Debt 598.70
 Net Debt 528.76
 Debt Service 55.52
 Total Tax Levy 1,796.36
 Municipal Expenditures 735.28

PER CENT:

Grass Debt .67
 Net Debt .59
 Tax Levy Collected 99.32
 Tax Levy Cancelled, Abated or Adjusted

EXPENDITURES		REVENUES-REALIZED		1989 PROPERTY TAX	
GENERAL GOVERNMENT		REVENUES-REALIZED		STATE EQUALIZED TAX RATE	
Governing Body & Public Boards		1989 Property Taxes Collected	20,417,952.63	Lacal District Schaal Taxes	90
Municipal Clerk		1989 Payments in Lieu of Taxes		Regional & Cansalidated Schaal Tax	
Financial Administration	70,376.00	Delinquent Tax & Lien Collections	119,909.37	School Taxes in Municipal Budget	
Assessment of Taxes	46,570.00	Business Personalty Replacement Taxes	215,949.00	Caunty Taxes	.36
Collection of Taxes	31,735.00	Taxes from Public Utilities	1,005,037.00	Caunty Library Taxes	
Planning, Housing & Development	21,330.00	Other Miscellaneous Tax Revenues	12,197.74	Lacal Municipal Purpose Taxes	.43
Human Resources	54,172.07	State Aid Revenues	133,078.50	Veteran & Senior Citizen Taxes	
Elections		Federal Aid Revenues		Total Taxes far Rate Computation	1.74
General Administration (ather)	883,365.93	State and Lacal Fiscal Assistance Act Utilized	233.00	Special District Taxes	
JUDICIARY		Sale of Acquired Property		Bank Carp. Taxes	
Municipal Courts	65,623.38	Other Miscellaneous Revenues	620,095.82	Added and Omitted Taxes	113,115.27
PUBLIC SAFETY		Total	22,529,453.61	Total Taxes Levied - ABSTRACT	20,548,547.02
Fire Protection	130,934.50	Prior Years Surplus Appropriated	95,000.00	Total Taxes Billed	20,557,474.50
Police Protection	1,197,425.86	REVENUES TOTAL	23,524,453.61	1989 TAXES COLLECTED	20,417,952.68
Civil Defense & Disaster Control	3,100.00	Reserve Far Uncollected Taxes	700,442.67	1989 Taxes Cancelled, Abated or Adjusted	463.85
Environmental Inspection & Control	63,655.00	CAPITAL OUTLAY TOTAL	806,259.50	Transfer to Tax Title Liens or Fareclosed	340.01
Other Public Safety		Public Enterprises		Balance Outstanding Dec. 31, 1989	138,717.96
PUBLIC WORKS		Recreation—Culture		PRIOR YEARS TAXES OUTSTANDING	
Streets and Drainage	1,065,840.00	Public Works	713,865.23	Balance January 1, 1989	119,165.55
Sewers and Sewage Processing	1,586,232.03	Buildings and Grounds	80,951.22	Collected in 1989	119,157.81
Garbage and Trash Disposal		Library and Education	11,443.00	Cancelled, Abated or Adjusted 1989	7.74
Public Buildings and Grounds	230,932.00	Conservation		Transfers to Tax Title Liens or Fareclosed	
Other Public Works	195,324.00	All Other		Balance December 31, 1989	
HEALTH and WELFARE		CAPITAL DEBT AUTHORIZED, DECEMBER 31, 1989		TAX TITLE LIENS OUTSTANDING	
Health Services Except Environmental	1,000.00	ISSUED AND UNISSUED		Balance January 1, 1989	6,548.05
Welfare—Public Assistance	14,700.00	School	800,000	Transfer Fram Taxes	340.01
Hospital, Clinics, First Aid	500.00	Self-Liquidating		Redeemed in 1989	752.06
Animal, Insect, & Rodent Control	55,531.00	Other	6,048,525	Cancelled, Abated or Adjusted (1989)	
Other Welfare Services		Total	6,848,525	Transfers to Foreclosed Property	
RECREATION and CONSERVATION		ISSUED AND OUTSTANDING		Balance December 31, 1989	6,136.00
Beaches and Boardwalks		School	800,000.00	PROPERTY ACQUIRED BY DEED OR FORECLOSURE	
Parks, Playgrounds, Shade Trees	119,665.00	Self-Liquidating		Balance January 1, 1989	10,555.00
Land Reclamation & Conservation		Other	6,048,525.00	Transfers Fram Taxes or Liens	
Other Recreational Services	28,360.00	Total	6,848,525.00	Sale for Cash (1989)	
EDUCATION (excluding schools)		EQUALIZED VALUATION BASIS FOR NET DEBT COMPUTATION	1,027,710,071	Cancelled, Abated or Adjusted (1989)	
Libraries	337,238.00	REAL PROPERTY VALUATIONS		Balance December 31, 1989	10,555.00
Other Educational Services		Code Class # of Parcels % VAL'N ASSESSED VALUATION		CURRENT FINANCES DECEMBER 31, 1989	
STATUTORY EXPENDITURES		1 Vacant Land 137 1.78 12,766,500.00		ASSETS	
Pensions & F. L. C. A.	476,733.37	2 Residential 3517 71.79 515,908,300.00		Cash Dec. 31, 1989	1,671,686.39
Employee Fringe Benefits	355,149.00	3 Farm 3 .06 412,200.00		Taxes Receivable	138,717.96
Other Statutory Expenditures		4a Commercial 116 12.42 89,246,500.00		Tax Title Liens	6,136.00
CETA And Other Public Employment Programs		4b Industrial 18 11.29 81,148,300.00		Foreclosed Property	10,555.00
MUNICIPAL FUNCTIONS TOTAL	7,041,600.14	4c Apartments 13 2.66 19,117,700.00		Emergencies & Other Deferred Charges	
CAPITAL IMPROVEMENTS *MEMO*		Total 3804 718,599,500.00		State and Federal Aid Receivable	
DEBT SERVICE		Land Area 3.50 Sq. Miles		Other Receivables	116,515.95
Principal Payments	215,000.00	Net Valuation Taxable—Municipal	727,557,268	Total	1,943,611.30
Interest Payments	420,127.18	Net Valuation Taxable—County	1,064,625,848	LIABILITIES, RESERVES, AND SURPLUS	
DEFERRED CHARGES	33,679.86	State Equalized Valuation	1,170,800,129	Cash Liabilities	560,475.32
SCHOOL, COUNTY, SPECIAL DISTRICT TAXES	14,837,966.75	State Equalization Ratio	61.85	Reserves for Receivables	271,924.91
RESERVE FOR UNCOLLECTED TAXES	700,442.67			Surplus Dec. 31, 1989	1,111,211.07
EXPENDITURES TOTAL	23,248,816.60			Total	1,943,611.30

0714

Population 1980 329,248
 Population 1990 275,221
 S & P Rating 333+
 Moody Rating AAA

General Tax Rate Per \$100. 15.37
 State Equalized Tax Rate 2.63

NEWARK CITY - ESSEX COUNTY
 Form of Government:
 Mayor-Council Plan C (OMCL 50)
 Number of Members on Governing Body - 9

PER CAPITA: PER CENT:
 Gross Debt 980.95 Gross Debt 6.04
 Net Debt 242.13 Net Debt 1.49
 Debt Service 100.66 Tax Levy Collected 87.81
 Total Tax Levy 586.57 Tax Levy Cancelled, Abated
 Municipal Expenditures 1,264.12 or Adjusted 1.41

EXPENDITURES		REVENUES-REALIZED		1989 PROPERTY TAX	
GENERAL GOVERNMENT				STATE EQUALIZED TAX RATE	
Governing Body & Public Boards	3,512,814.93	1989 Property Taxes Collected	141,793,480.70	Local District School Taxes	1.19 71,294,160.00
Municipal Clerk	5,577,285.27	1989 Payments in Lieu of Taxes	15,733,864.83	Regional & Consolidated School Tax	
Financial Administration	3,095,374.94	Delinquent Tax & Lien Collections	15,256,077.53	School Taxes in Municipal Budget	.01 876,106.00
Assessment of Taxes	983,875.90	Business Personalty Replacement Taxes	19,172,986.00	County Taxes	.52 30,831,703.45
Collection of Taxes	866,592.67	Taxes from Public Utilities	27,101,920.00	County Library Taxes	
Planning, Housing & Development	2,322,036.91	Other Miscellaneous Tax Revenues	39,721,392.19	Local Municipal Purpose Taxes	.95 56,800,717.53
Human Resources	7,343,707.28	State Aid Revenues	55,151,838.64	Veteran & Senior Citizen Taxes	
Elections	89,020.59	Federal Aid Revenues	9,178,583.00	Total Taxes for Rate Computation	2.67 160,601,486.98
General Administration (other)	39,599,952.33	State and Local Fiscal Assistance Act Utilized	78,708.00	Special District Taxes	
JUDICIARY		Sale of Acquired Property		Bank Corp. Taxes	
Municipal Courts	3,052,396.67	Other Miscellaneous Revenues	77,696,446.72	Added and Omitted Taxes	1,634,526.79
PUBLIC SAFETY		Total	399,885,297.61	Total Taxes Levied - ABSTRACT	161,437,213.77
Fire Protection	31,274,178.82	Prior Years Surplus Appropriated	32,573,000.00	Total Taxes Billed	161,472,604.69
Police Protection	62,831,924.29	REVENUES TOTAL	432,458,297.61	1989 TAXES COLLECTED	141,793,480.70
Civil Defense & Disaster Control	403,109.90	Reserve For Uncollected Taxes	19,975,000.00	1989 Taxes Cancelled, Abated or Adjusted	2,281,723.55
Environmental Inspection & Control	1,070,934.45			Transfer to Tax Title Liens or Foreclosed	
Other Public Safety		CAPITAL OUTLAY	TOTAL	Balance Outstanding Dec. 31, 1989	17,397,400.44
PUBLIC WORKS			29,762,969.76	PRIOR YEARS TAXES OUTSTANDING	
Streets and Drainage	5,004,177.52	Public Enterprises	16,163,253.35	Balance January 1, 1989	23,942,236.74
Sewers and Sewage Processing	53,674,204.88	Recreation-Culture	2,656,136.42	Collected in 1989	10,488,022.84
Garbage and Trash Disposal	142,437.50	Public Works	4,632,047.23	Cancelled, Abated or Adjusted 1989	884,876.37
Public Buildings and Grounds	9,635,609.00	Buildings and Grounds	5,257,450.56	Transfers to Tax Title Liens or Foreclosed	
Other Public Works	3,567,505.03	Library and Education	1,054,082.20	Balance December 31, 1989	12,569,337.53
HEALTH and WELFARE		Conservation		TAX TITLE LIENS OUTSTANDING	
Health Services Except Environmental	6,657,970.31	All Other		Balance January 1, 1989	10,190,540.03
Welfare-Public Assistance	5,013,429.60			Transfer From Taxes	
Hospital, Clinics, First Aid		CAPITAL DEBT AUTHORIZED, DECEMBER 31, 1989		Redeemed in 1989	4,768,054.69
Animal, Insect, & Radent Control	60,000.00	ISSUED AND UNISSUED	GROSS DEBT	Cancelled, Abated or Adjusted (1989)	788,364.82
Other Welfare Services	1,842,153.26	School	135,607,469	Transfers to Foreclosed Property	
RECREATION and CONSERVATION		Self-Liquidating	46,154,500	Balance December 31, 1989	4,634,120.52
Beaches and Boardwalks		Other	38,216,617	PROPERTY ACQUIRED BY DEED OR FORECLOSURE	
Parks, Playgrounds, Shade Trees	764,533.22	Total	269,978,586	Balance January 1, 1989	85,333,965.00
Land Reclamation & Conservation	440,324.39	ISSUED AND OUTSTANDING		Transfers From Taxes or Liens	
Other Recreational Services	1,965,374.64	School	75,607,000.00	Sale for Cash (1989)	
EDUCATION (excluding schools)		Self-Liquidating	28,954,000.00	Cancelled, Abated or Adjusted (1989)	
Libraries	7,939,891.00	Other	88,214,913.81	Balance December 31, 1989	85,333,965.00
Other Educational Services	11,472,447.74	Total	192,775,913.81	CURRENT FINANCES DECEMBER 31, 1989	
STATUTORY EXPENDITURES		EQUALIZED VALUATION BASIS FOR NET DEBT COMPUTATION	4,467,594,656	ASSETS	
Pensions & F. L. C. A.	26,097,080.33	REAL PROPERTY VALUATIONS		Cash Dec. 31, 1989	47,673,201.42
Employee Fringe Benefits		Code Class # of Parcels % VAL'N ASSESSED VALUATION		Taxes Receivable	29,966,737.97
Other Statutory Expenditures	200,000.00	1 Vacant Land 3981 2.93	28,983,600.00	Tax Title Liens	4,634,120.52
CETA And Other Public Employment Programs		2 Residential 25819 30.55	302,123,900.00	Foreclosed Property	85,333,965.00
MUNICIPAL FUNCTIONS TOTAL	299,555,923.42	3 Farm		Emergencies & Other Deferred Charges	6,163.13
CAPITAL IMPROVEMENTS * MEMO *	1,400,000.00	4a Commercial 4823 39.40	389,710,900.00	State and Federal Aid Receivable	
DEBT SERVICE		4b Industrial 1200 18.49	182,889,500.00	Other Receivables	21,808,705.29
Principal Payments	17,692,029.04	4c Apartments 1412 8.62	65,261,800.00	Total	189,422,893.33
Interest Payments	10,012,503.26	Total 37235	988,989,700.00	LIABILITIES, RESERVES, AND SURPLUS	
TYPE I SCHL DEBT * MEMO	14,120,999.77	Land Area 24.14 Sq. Miles		Cash Liabilities	19,672,474.72
DEFERRED CHARGES		Net Valuation Taxable-Municipal	1,039,935,400	Reserves for Receivables	141,743,528.78
SCHOOL, COUNTY, SPECIAL DISTRICT TAXES	103,001,959.45	Net Valuation Taxable-County	5,002,300,957	Surplus Dec. 31, 1989	28,006,889.83
RESERVE FOR UNCOLLECTED TAXES	19,975,000.00	State Equalized Valuation	5,725,970,034	Total	189,422,893.33
EXPENDITURES TOTAL	450,915,425.28	State Equalization Ratio	17.43		

0813

Population 1980 1,563
Population 1990 1,592
S & P Rating
Moody Rating

General Tax Rate Per \$100. 4.19
State Equalized Tax Rate 2.55

NEWFIELD BOROUGH - GLOUCESTER CO.

Form of Government:

Borough Council

Number of Members on Governing Body - 6

PER CAPITA:

Gross Debt 77.61
Net Debt 74.53
Debt Service 10.10
Total Tax Levy 773.85
Municipal Expenditures 496.95
PER CENT:
Gross Debt .29
Net Debt .28
Tax Levy Collected 95.39
Tax Levy Cancelled, Abated or Adjusted .06

Table with columns for EXPENDITURES, REVENUES-REALIZED, CAPITAL OUTLAY, CAPITAL DEBT AUTHORIZED, EQUALIZED VALUATION BASIS, REAL PROPERTY VALUATIONS, 1989 PROPERTY TAX, and CURRENT FINANCES. Includes sub-sections like GENERAL GOVERNMENT, JUDICIARY, PUBLIC SAFETY, PUBLIC WORKS, HEALTH and WELFARE, RECREATION and CONSERVATION, EDUCATION, STATUTORY EXPENDITURES, MUNICIPAL FUNCTIONS, CAPITAL IMPROVEMENTS, DEBT SERVICE, DEFERRED CHARGES, and SCHOOL, COUNTY, SPECIAL DISTRICT TAXES.

1915

Population 1980 7,748
 Population 1990 7,521
 S & P Rating
 Moody Rating

General Tax Rate Per \$100. 3.73
 State Equalized Tax Rate 1.72

NEWTON TOWN - SUSSEX COUNTY
 Form of Government:
 Council-Manager Plan B (OMCL 50)
 Number of Members on Governing Body - 5

PER CAPITA:
 Gross Debt 2,305.66
 Net Debt 144.34
 Debt Service 32.55
 Total Tax Levy 767.69
 Municipal Expenditures 419.68

PER CENT:
 Gross Debt 5.87
 Net Debt .37
 Tax Levy Collected 94.23
 Tax Levy Cancelled, Abated or Adjusted .41

EXPENDITURES		REVENUES-REALIZED			1989 PROPERTY TAX	
GENERAL GOVERNMENT		REVENUES-REALIZED			STATE EQUALIZED TAX RATE .99	
Governing Body & Public Boards		1989 Property Taxes Collected	5,456,097.30	Local District School Taxes	3,324,149.50	
Municipal Clerk		1989 Payments in Lieu of Taxes	163,107.33	Regional & Consolidated School Tax		
Financial Administration	30,386.00	Delinquent Tax & Lien Collections	239,652.11	School Taxes in Municipal Budget		
Assessment of Taxes	176,945.00	Business Personalty Replacement Taxes	246,691.94	County Taxes	.40 *	1,350,630.86
Collection of Taxes	28,567.00	Taxes from Public Utilities	464,626.00	County Library Taxes	.02	61,491.76
Planning, Housing & Development	19,270.00	Other Miscellaneous Tax Revenues		Local Municipal Purpose Taxes	.30	1,000,588.00
Human Resources	35,378.00	State Aid Revenues	106,578.96	Veteran & Senior Citizen Taxes		65,900.00
Elections	10,660.00	Federal Aid Revenues		Total Taxes for Rate Computation	1.71	5,802,760.12
General Administration (other)	292,774.37	State and Local Fiscal Assistance Act Utilized		Special District Taxes		
JUDICIARY		Sale of Acquired Property		Bank Corp. Taxes		
Municipal Courts	62,435.00	Other Miscellaneous Revenues	527,708.43	Added and Omitted Taxes		36,971.30
PUBLIC SAFETY		Total	7,204,461.22	Total Taxes Levied - ABSTRACT		5,773,831.42
Fire Protection	44,141.00	Prior Years Surplus Appropriated	516,407.00	Total Taxes Billed		5,790,283.76
Police Protection	820,329.00	REVENUES TOTAL	7,720,868.22	1989 TAXES COLLECTED		5,456,097.30
Civil Defense & Disaster Control	1,120.00	Reserve For Uncollected Taxes	246,407.00	1989 Taxes Cancelled, Abated or Adjusted		23,703.60
Environmental Inspection & Control	69,241.00	CAPITAL OUTLAY TOTAL	10,677,062.03	Transfer to Tax Title Liens or Foreclosed		4,929.55
Other Public Safety		Public Enterprises	10,343,597.48	Balance Outstanding Dec. 31, 1989		305,553.31
PUBLIC WORKS		Recreation-Culture	109,839.37	PRIOR YEARS TAXES OUTSTANDING		
Streets and Drainage	323,632.00	Public Works	206,842.18	Balance January 1, 1989		237,837.48
Sewers and Sewage Processing	113,348.00	Buildings and Grounds		Collected in 1989		231,491.82
Garbage and Trash Disposal		Library and Education		Cancelled, Abated or Adjusted 1989		2,268.76
Public Buildings and Grounds	106,276.22	Conservation	16,763.00	Transfers to Tax Title Liens or Foreclosed		3,167.30
Other Public Works		All Other		Balance December 31, 1989		909.60
HEALTH and WELFARE		CAPITAL DEBT AUTHORIZED, DECEMBER 31, 1989		TAX TITLE LIENS OUTSTANDING		
Health Services Except Environmental	7,993.00	ISSUED AND UNISSUED		Balance January 1, 1989		14,056.72
Welfare-Public Assistance	19,738.00	School	432,000.00	Transfer From Taxes		8,325.54
Hospital, Clinics, First Aid		Self-Liquidating	15,823,306	Redeemed in 1989		3,160.29
Animal, Insect, & Rodent Control	4,000.00	Other	1,085,546	Cancelled, Abated or Adjusted (1989)		
Other Welfare Services		Total	17,340,852	Transfers to Foreclosed Property		
RECREATION and CONSERVATION		ISSUED AND OUTSTANDING		Balance December 31, 1989		14,221.97
Beaches and Boardwalks		School	432,000.00	PROPERTY ACQUIRED BY DEED OR FORECLOSURE		
Parks, Playgrounds, Shade Trees	53,934.00	Self-Liquidating	14,582,056.00	Balance January 1, 1989		93,540.00
Land Reclamation & Conservation		Other	621,666.00	Transfers From Taxes or Liens		
Other Recreational Services	44,956.00	Total	15,635,722.00	Sale for Cash (1989)		
EDUCATION (excluding schools)		EQUALIZED VALUATION BASIS FOR NET DEBT COMPUTATION		Cancelled, Abated or Adjusted (1989)		
Libraries	300.00	REAL PROPERTY VALUATIONS		Balance December 31, 1989		93,540.00
Other Educational Services		Code Class # of Parcels % VAL'N ASSESSED VALUATION		CURRENT FINANCES DECEMBER 31, 1989		
STATUTORY EXPENDITURES		1 Vacant Land 220 2.40 3,684,810.00		ASSETS		
Pensions & F. L. C. A.	205,744.00	2 Residential 1776 66.79 102,643,450.00		Cash Dec. 31, 1989		563,523.90
Employee Fringe Benefits	140,500.00	3 Farm 6 .05 79,100.00		Taxes Receivable		306,462.91
Other Statutory Expenditures		4a Commercial 234 22.47 34,534,650.00		Tax Title Liens		14,221.97
CETA And Other Public Employment Programs		4b Industrial 10 2.37 4,406,020.00		Foreclosed Property		93,540.00
MUNICIPAL FUNCTIONS TOTAL	2,521,268.09	4c Apartments 20 5.43 8,339,130.00		Emergencies & Other Deferred Charges		135,000.00
CAPITAL IMPROVEMENTS *MEMO*	10,000.00	Total 2266 153,687,210.00		State and Federal Aid Receivable		
DEBT SERVICE		Land Area 3.30 Sq. Miles		Other Receivables		17,150.00
Principal Payments	183,334.00	Net Valuation Taxable-Municipal	154,215,220	Total		1,129,900.78
Interest Payments	61,465.55	Net Valuation Taxable-County	329,709,071	LIABILITIES, RESERVES, AND SURPLUS		
DEFERRED CHARGES	43,913.00	State Equalized Valuation	334,195,422	Cash Liabilities		382,865.33
SCHOOL, COUNTY, SPECIAL DISTRICT TAXES	4,736,272.12	State Equalization Ratio	46.06	Reserves for Receivables		431,374.88
RESERVE FOR UNCOLLECTED TAXES	246,407.00			Surplus Dec. 31, 1989		315,660.52
EXPENDITURES TOTAL	7,892,659.76			Total		1,129,900.78

*Includes County Health Service Taxes, County Vocational School Taxes, or County Open Space Tax. See Table 13.

Population 1980 16,587
 Population 1990 13,790
 S & P Rating
 Moody Rating A

General Tax Rate Per \$100. 1.38
 State Equalized Tax Rate 1.30

NORTH ARLINGTON BORO. - BERGEN CO.

Form of Government:

Borough Council

Number of Members on Governing Body - 6

PER CAPITA: Gross Debt 758.71 PER CENT: Gross Debt 1.41
 Net Debt 688.52 Net Debt 1.28
 Debt Service 63.26 Tax Levy Collected 98.03
 Total Tax Levy 781.42 Tax Levy Cancelled, Abated
 Municipal Expenditures 656.20 or Adjusted

EXPENDITURES		REVENUES-REALIZED		1989 PROPERTY TAX	
GENERAL GOVERNMENT		REVENUES-REALIZED		STATE EQUALIZED TAX RATE → .30	
Governing Body & Public Boards	33,410.00	1989 Property Taxes Collected	10,503,276.11	Local District School Taxes	6,610,742.00
Municipal Clerk		1989 Payments in Lieu of Taxes		Regional & Consolidated School Tax	
Financial Administration	29,800.00	Delinquent Tax & Lien Collections	159,050.68	School Taxes in Municipal Budget	
Assessment of Taxes	5,800.00	Business Personalty Replacement Taxes	151,182.02	County Taxes	1,852,329.76
Collection of Taxes	116,625.00	Taxes from Public Utilities	200,224.00	County Library Taxes	
Planning, Housing & Development	33,301.00	Other Miscellaneous Tax Revenues		Local Municipal Purpose Taxes	2,287,436.88
Human Resources	195,500.00	State Aid Revenues	550,232.59	Veteran & Senior Citizen Taxes	203,100.00
Elections	5,100.00	Federal Aid Revenues		Total Taxes for Rate Computation	10,953,608.64
General Administration (other)	1,166,672.00	State and Local Fiscal Assistance Act Utilized		Special District Taxes	
JUDICIARY		Sale of Acquired Property		Bank Corp. Taxes	
Municipal Courts	125,371.54	Other Miscellaneous Revenues	6,122,145.29	Added and Omitted Taxes	25,216.09
PUBLIC SAFETY		Total	18,346,110.69	Total Taxes Levied - ABSTRACT	10,775,724.73
Fire Protection	91,922.00	Prior Years Surplus Appropriated	2,800,000.00	Total Taxes Billed	10,775,724.73
Police Protection	2,368,038.76	REVENUES TOTAL	21,146,110.69	1989 TAXES COLLECTED	10,563,276.11
Civil Defense & Disaster Control	500.00	Reserve For Uncollected Taxes	245,642.15	1989 Taxes Cancelled, Abated or Adjusted	
Environmental Inspection & Control	99,343.00	CAPITAL OUTLAY TOTAL	2,094,762.01	Transfer to Tax Title Liens or Foreclosed	
Other Public Safety		Public Enterprises	205,299.54	Balance Outstanding Dec. 31, 1989	212,448.02
PUBLIC WORKS		Recreation-Culture		PRIOR YEARS TAXES OUTSTANDING	
Streets and Drainage	752,372.00	Public Works	1,200,042.42	Balance January 1, 1989	182,200.13
Sewers and Sewage Processing	597,435.00	Buildings and Grounds	639,420.05	Collected in 1989	159,050.68
Garbage and Trash Disposal		Library and Education		Cancelled, Abated or Adjusted 1989	
Public Buildings and Grounds	154,155.00	Conservation		Transfers to Tax Title Liens or Foreclosed	
Other Public Works	41,600.00	All Other		Balance December 31, 1989	23,149.45
HEALTH and WELFARE		CAPITAL DEBT AUTHORIZED, DECEMBER 31, 1989		TAX TITLE LIENS OUTSTANDING	
Health Services Except Environmental	192,656.00	ISSUED AND UNISSUED		Balance January 1, 1989	87,082.77
Welfare-Public Assistance	3,450.00	School		Transfer From Taxes	
Hospital, Clinics, First Aid	3,500.00	Self-Liquidating	648,800	Redeemed in 1989	
Animal, Insect, & Rodent Control	12,000.00	Other	9,813,825	Cancelled, Abated or Adjusted (1989)	
Other Welfare Services		Total	10,462,625	Transfers to Foreclosed Property	
RECREATION and CONSERVATION		ISSUED AND OUTSTANDING		Balance December 31, 1989	87,082.77
Beaches and Boardwalks		School		PROPERTY ACQUIRED BY DEED OR FORECLOSURE	
Parks, Playgrounds, Shade Trees	187,100.00	Self-Liquidating	618,000.00	Balance January 1, 1989	24,065.00
Land Reclamation & Conservation	169,000.00	Other	6,299,250.00	Transfers From Taxes or Liens	
Other Recreational Services	73,279.00	Total	6,917,250.00	Sale for Cash (1989)	
EDUCATION (excluding schools)		EQUALIZED VALUATION BASIS FOR NET DEBT COMPUTATION	742,174,856	Cancelled, Abated or Adjusted (1989)	
Libraries	231,366.00	REAL PROPERTY VALUATIONS		Balance December 31, 1989	24,065.00
Other Educational Services	250,951.00	Code Class # of Parcels % VAL'N		CURRENT FINANCES DECEMBER 31, 1989	
STATUTORY EXPENDITURES				ASSETS	
Pensions & F. L. C. A.	463,441.00	1 Vacant Land 81 1.15	8,949,900.00	Cash Dec. 31, 1989	6,174,413.75
Employee Fringe Benefits	404,607.00	2 Residential 3688 82.19	640,636,000.00	Taxes Receivable	235,597.47
Other Statutory Expenditures	5,000.00	3 Farm		Tax Title Liens	87,082.77
CETA And Other Public Employment Programs		4a Commercial 191 7.22	56,251,200.00	Foreclosed Property	24,065.00
MUNICIPAL FUNCTIONS TOTAL	7,823,845.30	4b Industrial 63 4.50	35,079,100.00	Emergencies & Other Deferred Charges	62,633.34
CAPITAL IMPROVEMENTS * MEMO *	150,000.00	4c Apartments 40 4.95	38,587,600.00	State and Federal Aid Receivable	6,758.40
DEBT SERVICE		Total	779,503,800.00	Other Receivables	2,729,128.71
Principal Payments	433,907.40	Land Area 2.50 Sq. Miles		Total	9,319,679.44
Interest Payments	438,485.96	Net Valuation Taxable-Municipal	780,374,084	LIABILITIES, RESERVES, AND SURPLUS	
DEFERRED CHARGES	107,070.75	Net Valuation Taxable-County	781,412,854	Cash Liabilities	1,266,434.96
SCHOOL, COUNTY, SPECIAL DISTRICT TAXES	8,463,071.76	State Equalized Valuation	829,072,366	Reserves for Receivables	3,053,950.75
RESERVE FOR UNCOLLECTED TAXES	245,642.15	State Equalization Ratio	94.12	Surplus Dec. 31, 1989	4,999,293.73
EXPENDITURES TOTAL	17,512,023.32			Total	9,319,679.44

0908
 Population 1980 47,019
 Population 1990 48,414
 S & P Rating
 Moody Rating BAA

General Tax Rate Per \$100. 8.61
 State Equalized Tax Rate 2.71

NORTH BERGEN TOWNSHIP - HUDSON CO.
 Form of Government:
 Commission (1911)
 Number of Members on Governing Body - 5

PER CAPITA:
 Gross Debt 784.11
 Net Debt 478.38
 Debt Service 118.77
 Total Tax Levy 1,312.27
 Municipal Expenditures 817.84

PER CENT:
 Gross Debt 1.84
 Net Debt 1.12
 Tax Levy Collected 92.92
 Tax Levy Cancelled, Abated or Adjusted

EXPENDITURES		REVENUES-REALIZED		1989 PROPERTY TAX	
GENERAL GOVERNMENT		REVENUES-REALIZED		STATE EQUALIZED TAX RATE	
Governing Body & Public Boards	53,140.50	1989 Property Taxes Collected	59,031,648.96	Local District School Taxes	1.07
Municipal Clerk	92,355.00	1989 Payments in Lieu of Taxes	525,416.00	Regional & Consolidated School Tax	
Financial Administration	246,023.38	Delinquent Tax & Lien Collections	2,690,012.44	School Taxes in Municipal Budget	.02
Assessment of Taxes	1,258,801.79	Business Personalty Replacement Taxes	1,176,440.84	County Taxes	.57 *
Collection of Taxes	123,474.29	Taxes from Public Utilities	2,750,841.00	County Library Taxes	
Planning, Housing & Development	44,551.30	Other Miscellaneous Tax Revenues	40,229.08	Local Municipal Purpose Taxes	1.05
Human Resources	220,418.00	State Aid Revenues	1,809,773.95	Veteran & Senior Citizen Taxes	
Elections	224,615.50	Federal Aid Revenues		Total Taxes for Rate Computation	2.71
General Administration (other)	3,390,329.42			Special District Taxes	
JUDICIARY		State and Local Fiscal Assistance Act Utilized		Bank Corp. Taxes	
Municipal Courts	360,669.76	Sale of Acquired Property		Added and Omitted Taxes	172,498.99
PUBLIC SAFETY		Other Miscellaneous Revenues	6,908,663.47	Total Taxes Levied - ABSTRACT	63,532,108.23
Fire Protection	5,351,326.21	Total	74,933,025.74	Total Taxes Billed	63,532,108.23
Police Protection	5,251,096.66	Prior Years Surplus Appropriated	652,900.00	1989 TAXES COLLECTED	59,031,648.96
Civil Defense & Disaster Control		REVENUES TOTAL	75,585,925.74	1989 Taxes Cancelled, Abated or Adjusted	
Environmental Inspection & Control	371,278.88	Reserve For Uncollected Taxes	4,078,146.00	Transfer to Tax Title Liens or Foreclosed	344,015.27
Other Public Safety	28,511.00	CAPITAL OUTLAY TOTAL	1,134,907.11	Balance Outstanding Dec. 31, 1989	4,166,444.00
PUBLIC WORKS		PUBLIC ENTERPRISES		PRIOR YEARS TAXES OUTSTANDING	
Streets and Drainage	1,544,911.41	Recreation-Culture		Balance January 1, 1989	4,062,960.99
Sewers and Sewage Processing	4,659,539.05	Public Works	797,260.34	Collected in 1989	2,626,577.54
Garbage and Trash Disposal		Buildings and Grounds	337,646.77	Cancelled, Abated or Adjusted 1989	
Public Buildings and Grounds	131,000.00	Library and Education		Transfers to Tax Title Liens or Foreclosed	
Other Public Works	136,540.92	Conservation		Balance December 31, 1989	1,436,383.45
HEALTH and WELFARE		All Other		TAX TITLE LIENS OUTSTANDING	
Health Services Except Environmental	302,747.00			Balance January 1, 1989	1,749,836.03
Welfare-Public Assistance	90,750.00	CAPITAL DEBT AUTHORIZED, DECEMBER 31, 1989		Transfer From Taxes	334,015.27
Hospital, Clinics, First Aid		ISSUED AND UNISSUED		Redeemed in 1989	63,434.90
Animal, Insect, & Radent Control	30,000.00	Schaal	5,132,000	Cancelled, Abated or Adjusted (1989)	
Other Welfare Services		Self-Liquidating	410,000	Transfers to Foreclosed Property	
RECREATION and CONSERVATION		Other	32,420,000	Balance December 31, 1989	2,020,416.40
Beaches and Boardwalks		Total	37,962,000	PROPERTY ACQUIRED BY DEED OR FORECLOSURE	
Parks, Playgrounds, Shade Trees		ISSUED AND OUTSTANDING		Balance January 1, 1989	1,633,279.00
Land Reclamation & Conservation		Schaal	5,132,000.00	Transfers From Taxes or Liens	
Other Recreational Services	154,000.00	Self-Liquidating	410,000.00	Sale for Cash (1989)	
EDUCATION (excluding schools)		Other	32,420,000.00	Cancelled, Abated or Adjusted (1989)	
Libraries	834,994.00	Total	37,962,000.00	Balance December 31, 1989	1,633,279.00
Other Educational Services		EQUALIZED VALUATION BASIS FOR NET DEBT COMPUTATION	2,063,582,261	CURRENT FINANCES DECEMBER 31, 1989	
STATUTORY EXPENDITURES		REAL PROPERTY VALUATIONS		ASSETS	
Pensions & F. L. C. A.	2,417,733.05	Code Class # of Parcels % VAL'N		Cash Dec. 31, 1989	14,420,144.84
Employee Fringe Benefits	2,161,235.83	1 Vacant Land 641 4.75	34,706,755.00	Taxes Receivable	5,602,827.45
Other Statutory Expenditures		2 Residential 8719 48.14	351,548,561.00	Tax Title Liens	2,020,416.40
CETA And Other Public Employment Programs		3 Farm 704 20.46	149,407,115.00	Foreclosed Property	1,633,279.00
MUNICIPAL FUNCTIONS TOTAL	29,535,648.00	4a Commercial 236 16.26	118,710,905.00	Emergencies & Other Deferred Charges	455,000.00
CAPITAL IMPROVEMENTS *MEMO*	50,000.00	4b Industrial 135 10.39	75,908,400.00	State and Federal Aid Receivable	3,951.71
DEBT SERVICE		Total 10505	730,261,736.00	Other Receivables	1,177,506.13
Principal Payments	2,263,000.00	Land Area 5.40 Sq. Miles		Total	25,313,125.53
Interest Payments	2,832,014.00	Net Valuation Taxable-Municipal	735,598,269	LIABILITIES, RESERVES, AND SURPLUS	
TYPE I SCHL DEBT *MEMO	493,710.00	Net Valuation Taxable-County	2,170,291,150	Cash Liabilities	12,470,556.05
DEFERRED CHARGES		State Equalized Valuation	2,325,881,312	Reserves for Receivables	9,948,021.01
SCHOOL, COUNTY, SPECIAL DISTRICT TAXES	38,863,635.24	State Equalization Ratio	31.47	Surplus Dec. 31, 1989	2,894,548.47
RESERVE FOR UNCOLLECTED TAXES	4,078,146.00			Total	25,313,125.53
EXPENDITURES TOTAL	78,464,666.31				

1215
 Population 1980 22,220
 Population 1990 31,287
 S & P Rating
 Moody Rating AA

General Tax Rate Per \$100. 3.14
 State Equalized Tax Rate 1.53

NORTH BRUNSWICK TWP. - MIDDLESEX CO.

Form of Government:

Mayor Council Administrator

Number of Members on Governing Body - 5

PER CAPITA:
 Gross Debt 1,629.62
 Net Debt 963.74
 Debt Service 44.37
 Total Tax Levy 1,166.20
 Municipal Expenditures 479.71

PER CENT:
 Gross Debt 2.68
 Net Debt 1.59
 Tax Levy Collected 95.68
 Tax Levy Cancelled, Abated or Adjusted .80

EXPENDITURES		REVENUES-REALIZED		1989 PROPERTY TAX	
GENERAL GOVERNMENT		REVENUES		STATE EQUALIZED TAX RATE	
Governing Body & Public Boards		1989 Property Taxes Collected	34,799,549.26	Local District School Taxes	0.88
Municipal Clerk		1989 Payments in Lieu of Taxes	90,000.00	Regional & Consolidated School Tax	
Financial Administration	67,236.07	Delinquent Tax & Lien Collections	909,586.80	School Taxes in Municipal Budget	
Assessment of Taxes	86,310.00	Business Personalty Replacement Taxes	1,104,157.36	County Taxes	0.40
Collection of Taxes	80,470.00	Taxes from Public Utilities	2,453,431.00	County Library Taxes	
Planning, Housing & Development	200,925.00	Other Miscellaneous Tax Revenues		Local Municipal Purpose Taxes	0.29
Human Resources	268,891.86	State Aid Revenues	409,367.22	Veteran & Senior Citizen Taxes	
Elections	13,300.00	Federal Aid Revenues		Total Taxes for Rate Computation	1.57
General Administration (other)	1,075,652.93	Federal and Local Fiscal Assistance Act Utilized		Special District Taxes	
JUDICIARY		Sale of Acquired Property		Bank Corp. Taxes	
Municipal Courts	174,300.00	Other Miscellaneous Revenues	1,763,603.69	Added and Omitted Taxes	
PUBLIC SAFETY		Total	41,728,694.33	Total Taxes Levied - ABSTRACT	36,487,015.86
Fire Protection	207,435.46	Prior Years Surplus Appropriated	2,700,000.00	Total Taxes Billed	36,578,364.12
Police Protection	3,900,402.17	REVENUES TOTAL	44,428,694.33	1989 TAXES COLLECTED	34,998,548.26
Civil Defense & Disaster Control	27,000.00	Reserve For Uncollected Taxes	1,126,935.47	1989 Taxes Cancelled, Abated or Adjusted	291,090.86
Environmental Inspection & Control	377,348.97	CAPITAL OUTLAY TOTAL	2,120,597.24	Transfer to Tax Title Liens or Foreclosed	30,775.36
Other Public Safety		Public Enterprises	20,347.71	Balance Outstanding Dec. 31, 1989	1,257,949.64
PUBLIC WORKS		Recreation-Culture		PRIOR YEARS TAXES OUTSTANDING	
Streets and Drainage	553,321.05	Public Works	158,070.44	Balance January 1, 1989	1,039,731.56
Sewers and Sewage Processing	1,395,458.00	Buildings and Grounds	1,942,163.83	Collected in 1989	906,702.04
Garbage and Trash Disposal		Library and Education	15.81	Cancelled, Abated or Adjusted 1989	50,236.13
Public Buildings and Grounds	216,878.00	Conservation		Transfers to Tax Title Liens or Foreclosed	
Other Public Works	153,000.00	All Other		Balance December 31, 1989	82,793.39
HEALTH and WELFARE		CAPITAL DEBT AUTHORIZED, DECEMBER 31, 1989		TAX TITLE LIENS OUTSTANDING	
Health Services Except Environmental	20,225.00	ISSUED AND UNISSUED		Balance January 1, 1989	161,123.04
Welfare-Public Assistance	40,607.00	School	12,293,000.00	Transfer From Taxes	30,775.36
Hospital, Clinics, First Aid		Self-Liquidating	10,335,773	Redeemed in 1989	2,884.76
Animal, Insect, & Rodent Control	400.00	Other	28,357,000	Cancelled, Abated or Adjusted (1989)	
Other Welfare Services		Total	50,985,773	Transfers to Foreclosed Property	
RECREATION and CONSERVATION		ISSUED AND OUTSTANDING		Balance December 31, 1989	189,013.64
Beaches and Boardwalks		School	12,293,000.00	PROPERTY ACQUIRED BY DEED OR FORECLOSURE	
Parks, Playgrounds, Shade Trees	247,333.00	Self-Liquidating	7,813,000.00	Balance January 1, 1989	130,057.00
Land Reclamation & Conservation	452,821.27	Other	9,567,000.00	Transfers From Taxes or Liens	
Other Recreational Services	267,532.00	Total	29,673,000.00	Sale for Cash (1989)	
EDUCATION (excluding schools)		EQUALIZED VALUATION BASIS FOR NET DEBT COMPUTATION		Cancelled, Abated or Adjusted (1989)	
Libraries	532,177.00	REAL PROPERTY VALUATIONS		Balance December 31, 1989	130,057.00
Other Educational Services	7,800.00	Code Class # of Parcels % VAL'N ASSESSED VALUATION		CURRENT FINANCES DECEMBER 31, 1989	
STATUTORY EXPENDITURES		1 Vacant Land 1927 5.50	61,482,100.00	ASSETS	
Pensions & F. L. C. A.	1,132,019.98	2 Residential 6637 53.32	595,957,800.00	Cash Dec. 31, 1989	5,187,867.43
Employee Fringe Benefits	956,738.00	3 Farm 29 .12	1,394,100.00	Taxes Receivable	1,340,743.03
Other Statutory Expenditures		4a Commercial 258 11.91	133,091,300.00	Tax Title Liens	189,013.64
CETA And Other Public Employment Programs		4b Industrial 52 20.18	225,582,400.00	Foreclosed Property	130,057.00
MUNICIPAL FUNCTIONS TOTAL		4c Apartments 26 8.97	100,296,500.00	Emergencies & Other Deferred Charges	
CAPITAL IMPROVEMENTS *MEMO*		Total 8929	1,117,804,200.00	State and Federal Aid Receivable	40,555.00
DEBT SERVICE		Land Area 12.00 Sq. Miles		Other Receivables	110,611.03
Principal Payments	815,000.00	Net Valuation Taxable-Municipal	1,121,603,883	Total	6,998,847.13
Interest Payments	573,253.00	Net Valuation Taxable-County	2,347,465,616	LIABILITIES, RESERVES, AND SURPLUS	
DEFERRED CHARGES		State Equalized Valuation	2,229,614,498	Cash Liabilities	1,351,415.48
SCHOOL, COUNTY, SPECIAL DISTRICT TAXES	3,600.00	State Equalization Ratio	50.22	Reserves for Receivables	1,770,424.70
RESERVE FOR UNCOLLECTED TAXES	1,126,935.47			Surplus Dec. 31, 1989	3,877,006.95
EXPENDITURES TOTAL				Total	6,998,847.13

0715

Population 1980 5,832
 Population 1990 6,706
 S & P Rating
 Moody Rating A1

General Tax Rate Per \$100. 4.01
 State Equalized Tax Rate 1.70

NORTH CALDWELL TOWNSHIP - ESSEX CO.

Form of Government:

Borough Council

Number of Members on Governing Body - 6

PER CAPITA:

Gross Debt 382.05
 Net Debt 265.04
 Debt Service 41.08
 Total Tax Levy 1,805.83
 Municipal Expenditures 569.39

PER CENT:

Gross Debt .42
 Net Debt .29
 Tax Levy Collected 98.54
 Tax Levy Cancelled, Abated or Adjusted .02

EXPENDITURES	REVENUES-REALIZED	1989 PROPERTY TAX	
GENERAL GOVERNMENT		STATE EQUALIZED TAX RATE	
Governing Body & Public Boards		Local District School Taxes .46	3,240,036.00
Municipal Clerk		Regional & Consolidated School Tax .31	2,206,537.02
Financial Administration 56,100.00	1989 Property Taxes Collected 11,939,392.35	School Taxes in Municipal Budget	
Assessment of Taxes 13,500.00	1989 Payments in Lieu of Taxes	County Taxes .61	4,315,497.66
Collection of Taxes 37,100.00	Delinquent Tax & Lien Collections 112,991.73	County Library Taxes	
Planning, Housing & Development 32,000.00	Business Personalty Replacement Taxes 26,801.93	Local Municipal Purpose Taxes .32	2,275,623.99
Human Resources 36,607.71	Taxes from Public Utilities 401,817.00	Veteran & Senior Citizen Taxes	23,350.00
Elections 1,770.00	Other Miscellaneous Tax Revenues	Total Taxes for Rate Computation 1.70	12,062,544.67
General Administration (other) 376,754.96	State Aid Revenues 110,095.35	Special District Taxes	
JUDICIARY	Federal Aid Revenues	Bank Corp. Taxes	
Municipal Courts 50,335.00	State and Local Fiscal Assistance Act Utilized	Added and Omitted Taxes	71,212.88
PUBLIC SAFETY	Sale of Acquired Property	Total Taxes Levied - ABSTRACT	12,109,907.55
Fire Protection 38,465.00	Other Miscellaneous Revenues	Total Taxes Billed	12,116,647.37
Police Protection 765,195.29	Total 13,117,010.33	1989 TAXES COLLECTED	11,939,392.35
Civil Defense & Disaster Control 600.00	Prior Years Surplus Appropriated 535,000.00	1989 Taxes Cancelled, Abated or Adjusted	3,012.54
Environmental Inspection & Control 57,370.00	REVENUES TOTAL 13,702,010.33	Transfer to Tax Title Liens or Foreclosed	
Other Public Safety	Reserve For Uncollected Taxes	Balance Outstanding Dec. 31, 1989	174,242.13
PUBLIC WORKS	CAPITAL OUTLAY TOTAL 269,186.53	PRIOR YEARS TAXES OUTSTANDING	
Streets and Drainage 295,570.00	Public Enterprises 4,513.53	Balance January 1, 1989	114,796.13
Sewers and Sewage Processing 375,910.00	Recreation-Culture	Collected in 1989	112,991.73
Garbage and Trash Disposal 572,100.00	Public Works 257,555.00	Cancelled, Abated or Adjusted 1989	1,804.40
Public Buildings and Grounds 63,750.00	Buildings and Grounds 7,119.00	Transfers to Tax Title Liens or Foreclosed	
Other Public Works	Library and Education	Balance December 31, 1989	
HEALTH and WELFARE	Conservation	TAX TITLE LIENS OUTSTANDING	
Health Services Except Environmental 13,726.00	All Other	Balance January 1, 1989	
Welfare-Public Assistance 4,450.00		Transfer From Taxes	
Hospital, Clinics, First Aid	CAPITAL DEBT AUTHORIZED, DECEMBER 31, 1989	Redeemed in 1989	
Animal, Insect, & Radent Control	ISSUED AND UNISSUED	Cancelled, Abated or Adjusted (1989)	
Other Welfare Services	GROSS DEBT	Transfers to Foreclosed Property	
RECREATION and CONSERVATION	Schaal 511,539	Balance December 31, 1989	
Beaches and Boardwalks	Self-Liquidating 772,325	PROPERTY ACQUIRED BY DEED OR FORECLOSURE	
Parks, Playgrounds, Shade Trees 64,450.00	Other 1,278,099	Balance January 1, 1989	607,900.00
Land Reclamation & Conservation 24,200.00	Total 2,562,013	Transfers From Taxes or Liens	
Other Recreational Services	ISSUED AND OUTSTANDING	Sale for Cash (1989)	
EDUCATION (excluding schools)	Schaal 511,539.15	Cancelled, Abated or Adjusted (1989)	17,300.00
Libraries	Self-Liquidating 772,325.00	Balance December 31, 1989	590,100.00
Other Educational Services	Other 1,187,849.41	CURRENT FINANCES DECEMBER 31, 1989	
STATUTORY EXPENDITURES	Total 2,471,753.56	ASSETS	
Pensions & F. L. C. A. 190,776.00	EQUALIZED VALUATION BASIS FOR NET DEBT COMPUTATION 615,124.825	Cash Dec. 31, 1989	3,160,327.90
Employee Fringe Benefits 66,043.54	REAL PROPERTY VALUATIONS	Taxes Receivable	174,242.19
Other Statutory Expenditures 2,000.00	Code Class # of Parcels % VAL'N ASSESSED VALUATION	Tax Title Liens	
CETA And Other Public Employment Programs	1 Vacant Land 186 3.04 9,126,900.00	Foreclosed Property	590,100.00
MUNICIPAL FUNCTIONS TOTAL 3,149,843.50	2 Residential 1929 94.59 283,750,200.00	Emergencies & Other Deferred Charges	
CAPITAL IMPROVEMENTS *MEMO* 45,731.93	3 Farm 2 .05 142,300.00	State and Federal Aid Receivable	
DEBT SERVICE	4a Commercial 15 1.93 5,439,300.00	Other Receivables	9,137.44
Principal Payments 216,161.29	4b Industrial 11 .49 1,469,700.00	Total	3,933,807.52
Interest Payments 59,321.75	4c Apartments	LIABILITIES, RESERVES, AND SURPLUS	
	Total 2143 299,977,460.00	Cash Liabilities	2,756,101.08
DEFERRED CHARGES 23,006.82	Land Area 2.90 Sq. Miles	Reserves for Receivables	773,679.62
SCHOOL, COUNTY, SPECIAL DISTRICT TAXES 9,763,070.68	Net Valuation Taxable-Municipal 300,394,900	Surplus Dec. 31, 1989	404,026.82
RESERVE FOR UNCOLLECTED TAXES 371,000.00	Net Valuation Taxable-County 670,700,446	Total	3,933,307.52
EXPENDITURES TOTAL 13,581,404.04	State Equalized Valuation 703,569,445		
	State Equalization Ratio 42.36		

1606
 Population 1980 8,177
 Population 1990 7,987
 S & P Rating
 Moody Rating AAA

General Tax Rate Per \$100. 3.02
 State Equalized Tax Rate 1.72

NORTH HALEDON BOROUGH - PASSAIC CO.

Form of Government:

Borough Council

Number of Members on Governing Body - 6

PER CAPITA:
 Gross Debt 2,133.45
 Net Debt 1,980.20
 Debt Service 170.20
 Total Tax Levy 1,239.30
 Municipal Expenditures 590.90
 PER CENT:
 Gross Debt 3.37
 Net Debt 3.12
 Tax Levy Collected 98.47
 Tax Levy Cancelled, Abated or Adjusted .32

EXPENDITURES		REVENUES-REALIZED		1989 PROPERTY TAX	
GENERAL GOVERNMENT				STATE EQUALIZED TAX RATE	
Governing Body & Public Boards	7,500.00	1989 Property Taxes Collected	9,750,531.31	Local District School Taxes	.40
Municipal Clerk	87,336.17	1989 Payments in Lieu of Taxes		Regional & Consolidated School Tax	.37
Financial Administration	67,597.00	Delinquent Tax & Lien Collections	80,575.20	School Taxes in Municipal Budget	
Assessment of Taxes	9,020.00	Business Personalty Replacement Taxes	40,457.80	County Taxes	.43
Collection of Taxes	29,930.00	Taxes from Public Utilities	413,432.00	County Library Taxes	
Planning, Housing & Development	17,846.00	Other Miscellaneous Tax Revenues		Local Municipal Purpose Taxes	.53
Human Resources	24,032.28	State Aid Revenues	145,899.04	Veteran & Senior Citizen Taxes	
Elections	3,633.83	Federal Aid Revenues		Total Taxes for Rate Computation	1.73
General Administration (other)	315,319.50	State and Local Fiscal Assistance Act Utilized		Special District Taxes	
JUDICIARY		Sale of Acquired Property		Bank Corp. Taxes	
Municipal Courts	40,933.49	Other Miscellaneous Revenues	434,266.56	Added and Omitted Taxes	
PUBLIC SAFETY		Total	10,865,161.91	Total Taxes Levied - ABSTRACT	
Fire Protection	74,787.38	Prior Years Surplus Appropriated	586,000.00	Total Taxes Billed	
Police Protection	710,630.78	REVENUES TOTAL	11,551,161.91	1989 TAXES COLLECTED	
Civil Defense & Disaster Control	566.53	Reserve For Uncollected Taxes	237,163.14	1989 Taxes Cancelled, Abated or Adjusted	
Environmental Inspection & Control	41,533.00	CAPITAL OUTLAY TOTAL	422,671.18	Transfer to Tax Title Liens or Foreclosed	
Other Public Safety		Public Enterprises		Balance Outstanding Dec. 31, 1989	
PUBLIC WORKS		Recreation-Culture		PRIOR YEARS TAXES OUTSTANDING	
Streets and Drainage	291,449.26	Public Works	351,752.76	Balance January 1, 1989	
Sewers and Sewage Processing	533,324.90	Buildings and Grounds	47,109.48	Collected in 1989	
Garbage and Trash Disposal	175,924.00	Library and Education		Cancelled, Abated or Adjusted 1989	
Public Buildings and Grounds	37,330.00	Conservation	23,808.74	Transfers to Tax Title Liens or Foreclosed	
Other Public Works	19,500.00	All Other		Balance December 31, 1989	
HEALTH and WELFARE		CAPITAL DEBT AUTHORIZED, DECEMBER 31, 1989		TAX TITLE LIENS OUTSTANDING	
Health Services Except Environmental	21,419.00	ISSUED AND UNISSUED		Balance January 1, 1989	
Welfare-Public Assistance	4,425.00	School	1,198,129	Collected in 1989	
Hospital, Clinics, First Aid		Self-Liquidating		Cancelled, Abated or Adjusted 1989	
Animal, Insect, & Rodent Control		Other	15,881,637	Transfers to Tax Title Liens or Foreclosed	
Other Welfare Services		Total	17,079,317	Balance December 31, 1989	
RECREATION and CONSERVATION		ISSUED AND OUTSTANDING		PROPERTY ACQUIRED BY DEED OR FORECLOSURE	
Beaches and Boardwalks		School	1,198,129.67	Balance January 1, 1989	
Parks, Playgrounds, Shade Trees		Self-Liquidating		Transfers From Taxes or Liens	
Land Reclamation & Conservation	2,116.50	Other	14,512,205.00	Sale for Cash (1989)	
Other Recreational Services	36,738.00	Total	15,710,334.67	Cancelled, Abated or Adjusted (1989)	
EDUCATION (excluding schools)		EQUALIZED VALUATION BASIS FOR NET DEBT COMPUTATION	506,377,008	Balance December 31, 1989	
Libraries	173,228.51	REAL PROPERTY VALUATIONS		CURRENT FINANCES DECEMBER 31, 1989	
Other Educational Services		Code Class # of Parcels % VAL'N		ASSETS	
STATUTORY EXPENDITURES		1 Vacant Land 118 3.54		Cash Dec. 31, 1989	964,960.07
Pensions & F. I. C. A.	190,453.60	2 Residential 2311 90.26		Taxes Receivable	117,067.61
Employee Fringe Benefits	132,985.10	3 Farm 8 .15		Tax Title Liens	16,972.05
Other Statutory Expenditures		4a Commercial 55 5.26		Foreclosed Property	42,400.00
CETA And Other Public Employment Programs		4b Industrial 7 .79		Emergencies & Other Deferred Charges	73,400.00
MUNICIPAL FUNCTIONS TOTAL	3,050,228.83	4c Apartments		State and Federal Aid Receivable	3,319.75
CAPITAL IMPROVEMENTS *MEMO*	13,000.00	Total	2499	Other Receivables	13,722.46
DEBT SERVICE		Total	326,558,400.00	Total	1,231,841.94
Principal Payments	462,530.00	Land Area 3.50 Sq. Miles		LIABILITIES, RESERVES, AND SURPLUS	
Interest Payments	896,821.15	Net Valuation Taxable-Municipal	327,242,201	Cash Liabilities	222,609.44
DEFERRED CHARGES		Net Valuation Taxable-County	532,503,256	Reserves for Receivables	190,162.12
SCHOOL, COUNTY, SPECIAL DISTRICT TAXES	6,857,564.05	State Equalized Valuation	572,589,931	Surplus Dec. 31, 1989	819,070.38
RESERVE FOR UNCOLLECTED TAXES	237,163.14	State Equalization Ratio	57.10	Total	1,231,841.94
EXPENDITURES TOTAL	11,577,102.95				

0326
 Population 1980 9,050
 Population 1990 9,994
 S & P Rating
 Moody Rating

General Tax Rate Per \$100. 1.29
 State Equalized Tax Rate 1.29

NORTH HANOVER TWP. - BURLINGTON CO.

Form of Government:
 Township Committee

Number of Members on Governing Body - 5

PER CAPITA: PER CENT:
 Gross Debt 68.23 Gross Debt .54
 Net Debt 65.48 Net Debt .52
 Debt Service 3.62 Tax Levy Collected 93.64
 Total Tax Levy 215.62 Tax Levy Cancelled, Abated
 Municipal Expenditures 153.80 or Adjusted .54

EXPENDITURES		REVENUES-REALIZED		1989 PROPERTY TAX	
GENERAL GOVERNMENT				STATE EQUALIZED TAX RATE	
Governing Body & Public Boords		1989 Property Taxes Collected	2,018,622.00	Local District School Taxes	.43 670,000.00
Municipal Clerk		1989 Payments in Lieu of Taxes		Regional & Consolidated School Tax	.33 518,283.37
Financial Administration	25,000.00	Delinquent Tax & Lien Collections	65,685.00	School Taxes in Municipal Budget	
Assessment of Taxes	17,000.00	Business Personalty Replacement Taxes	21,776.00	County Taxes	.50 791,182.78
Collection of Taxes	22,500.00	Taxes from Public Utilities	505,470.00	County Library Taxes	.03 45,319.96
Planning, Housing & Development	15,700.00	Other Miscellaneous Tax Revenues		Local Municipal Purpose Taxes	
Human Resources	23,747.00	State Aid Revenues	137,806.00	Veteran & Senior Citizen Taxes	16,600.00
Elections		Federal Aid Revenues		Total Taxes for Rate Computation	1.29 2,041,386.11
General Administration (other)	242,000.00	State and Local Fiscal Assistance Act Utilized		Special District Taxes	
JUDICIARY		Sale of Acquired Property		Bank Corp. Taxes	
Municipal Courts	56,218.00	Other Miscellaneous Revenues	453,519.00	Added and Omitted Taxes	130,108.00
PUBLIC SAFETY		Total	3,207,878.00	Total Taxes Levied - ABSTRACT	2,154,894.11
Fire Protection	34,456.00	Prior Years Surplus Appropriated	598,700.00	Total Taxes Billed	2,155,775.00
Police Protection	229,769.00	REVENUES TOTAL	3,806,578.00	1989 TAXES COLLECTED	2,018,622.00
Civil Defense & Disaster Control	5,550.00	Revenue For Uncollected Taxes	65,639.00	1989 Taxes Cancelled, Aboted or Adjusted	11,610.00
Environmental Inspection & Control	67,300.00	CAPITAL OUTLAY TOTAL	53,209.00	Transfer to Tax Title Liens or Foreclosed	
Other Public Safety				Balance Outstanding Dec. 31, 1989	125,543.00
PUBLIC WORKS				PRIOR YEARS TAXES OUTSTANDING	
Streets and Drainage	234,800.00	Public Enterprises		Balance January 1, 1989	66,274.00
Sewers and Sewage Processing		Recreation-Culture	3,016.00	Collected in 1989	65,685.00
Garbage and Trash Disposal	193,300.00	Public Works	20,005.00	Cancelled, Abated or Adjusted 1989	589.00
Public Buildings and Grounds	45,400.00	Buildings and Grounds	30,188.00	Transfers to Tax Title Liens or Foreclosed	
Other Public Works		Library and Education		Balance December 31, 1989	
HEALTH and WELFARE		Conservation		TAX TITLE LIENS OUTSTANDING	
Health Services Except Environmental	2,200.00	All Other		Balance January 1, 1989	
Welfare-Public Assistance	16,600.00			Transfer From Taxes	
Hospital, Clinics, First Aid				Redeemed in 1989	
Animal, Insect, & Rodent Control	500.00			Cancelled, Aboted or Adjusted (1989)	
Other Welfare Services				Transfers to Foreclosed Property	
RECREATION and CONSERVATION				Balance December 31, 1989	
Beaches and Boardwalks				PROPERTY ACQUIRED BY DEED OR FORECLOSURE	
Parks, Playgrounds, Shade Trees	30,900.00			Balance January 1, 1989	10,840.00
Land Reclamation & Conservation	14,649.00			Transfers From Taxes or Liens	
Other Recreational Services	7,500.00			Sole for Cosh (1989)	
EDUCATION (excluding schools)				Cancelled, Aboted or Adjusted (1989)	
Libraries	100.00			Balance December 31, 1989	10,840.00
Other Educational Services				CURRENT FINANCES DECEMBER 31, 1989	
STATUTORY EXPENDITURES				ASSETS	
Pensions & F. I. C. A.	66,000.00			Cash Dec. 31, 1989	1,356,902.00
Employee Fringe Benefits	53,000.00			Taxes Receivable	125,543.00
Other Statutory Expenditures	5,000.00			Tax Title Liens	
CETA And Other Public Employment Programs				Foreclosed Property	10,840.00
MUNICIPAL FUNCTIONS TOTAL	1,413,139.00			Emergencies & Other Deferred Charges	60,016.00
CAPITAL IMPROVEMENTS * E M O *				State and Federal Aid Receivable	
DEBT SERVICE				Other Receivables	57,748.00
Principal Payments	5,000.00			Total	1,611,049.00
Interest Payments	31,200.00			LIABILITIES, RESERVES, AND SURPLUS	
DEFERRED CHARGES	17,000.00			Cash Liabilities	624,316.00
SCHOOL, COUNTY, SPECIAL DISTRICT TAXES	2,024,786.11			Reserves for Receivables	194,131.00
RESERVE FOR UNCOLLECTED TAXES	65,639.00			Surplus Dec. 31, 1989	792,602.00
EXPENDITURES TOTAL	3,561,314.11			Total	1,611,049.00
		EQUALIZED VALUATION BASIS FOR NET DEBT COMPUTATION	126,834,268		
		REAL PROPERTY VALUATIONS		ASSESSED VALUATION	
		Code Class # of Parcels % VAL'N			
		1 Vacant Land 203 7.27		11,377,100.00	
		2 Residential 679 62.15		97,231,060.00	
		3 Farm 231 11.05		17,290,900.00	
		4a Commercial 61 14.70		22,994,500.00	
		4b Industrial			
		4c Apartments 9 4.81		7,527,900.00	
		Total 1183		156,421,460.00	
		Land Area 17.33 Sq. Miles			
		Net Valuation Taxable-Municipal		157,516,870	
		Net Valuation Taxable-County		135,905,379	
		State Equalized Valuation		157,423,073	
		State Equalization Ratio		100.06	

1314
 Population 1980 19,103
 Population 1990 18,320
 S & P Rating
 Moody Rating A

General Tax Rate Per \$100. 5.63
 State Equalized Tax Rate 2.15

NORTH PLAINFIELD BORO. - SOMERSET CO.
 Form of Government:
 Mayor-Council Plan E (OMCL 50)
 Number of Members on Governing Body - 7

PER CAPITA:
 Gross Debt 454.46
 Net Debt 217.30
 Debt Service 36.86
 Total Tax Levy 1,010.68
 Municipal Expenditures 411.46

PER CENT:
 Gross Debt 1.09
 Net Debt .52
 Tax Levy Collected 97.58
 Tax Levy Cancelled, Abated or Adjusted .09

EXPENDITURES		REVENUES-REALIZED		1989 PROPERTY TAX	
GENERAL GOVERNMENT				STATE EQUALIZED TAX RATE	
Governing Body & Public Boards		1989 Property Taxes Collected	18,573,963.25	Local District School Taxes	1.18
Municipal Clerk	64,355.00	1989 Payments in Lieu of Taxes		Regional & Consolidated School Tax	
Financial Administration	112,191.65	Delinquent Tax & Lien Collections	421,560.54	School Taxes in Municipal Budget	
Assessment of Taxes	262,375.00	Business Personalty Replacement Taxes	142,670.68	County Taxes	.38
Collection of Taxes		Taxes from Public Utilities	366,487.00	County Library Taxes	.03
Planning, Housing & Development	27,675.00	Other Miscellaneous Tax Revenues		Local Municipal Purpose Taxes	.58
Human Resources	85,251.86	State Aid Revenues	304,099.02	Veteran & Senior Citizen Taxes	
Elections		Federal Aid Revenues		Total Taxes for Rote Computation	2.17
General Administration (other)	885,979.20	State and Local Fiscal Assistance Act Utilized		Special District Taxes	
JUDICIARY		Sale of Acquired Property		Bank Corp. Taxes	
Municipal Courts	127,995.00	Other Miscellaneous Revenues	572,195.01	Added and Omitted Taxes	
PUBLIC SAFETY		Total	20,930,975.50	Total Taxes Levied - ABSTRACT	
Fire Protection	1,100,289.68	Prior Years Surplus Appropriated	250,000.00	Total Taxes Billed	
Police Protection	1,856,755.60	REVENUES TOTAL	21,130,975.50	1989 TAXES COLLECTED	18,573,963.25
Civil Defense & Disaster Control	2,400.00	Reserve For Uncollected Taxes	668,000.00	1989 Taxes Cancelled, Abated or Adjusted	17,572.16
Environmental Inspection & Control	113,125.00	CAPITAL OUTLAY TOTAL	260,529.01	Transfer to Tax Title Liens or Foreclosed	318.24
Other Public Safety		Public Enterprises	35,027.34	Balance Outstanding Dec. 31, 1989	442,191.58
PUBLIC WORKS		Recreation-Culture	15,851.51	PRIOR YEARS TAXES OUTSTANDING	
Streets and Drainage	690,430.00	Public Works	139,081.04	Balance January 1, 1989	435,827.08
Sewers and Sewage Processing	60,000.00	Buildings and Grounds	68,868.62	Collected in 1989	420,994.12
Garbage and Trash Disposal		Library and Education	1,700.00	Cancelled, Abated or Adjusted 1989	14,832.96
Public Buildings and Grounds	52,700.00	Conservation		Transfers to Tax Title Liens or Foreclosed	
Other Public Works		All Other		Balance December 31, 1989	
HEALTH and WELFARE		CAPITAL DEBT AUTHORIZED, DECEMBER 31, 1989		TAX TITLE LIENS OUTSTANDING	
Health Services Except Environmental	49,637.00	ISSUED AND UNISSUED		Balance January 1, 1989	3,362.86
Welfare-Public Assistance	35,950.00	School	4,295,000	Transfer From Taxes	318.24
Hospital, Clinics, First Aid		Self-Liquidating	159,750	Redeemed in 1989	566.42
Animal, Insect, & Rodent Control		Other	4,098,250	Cancelled, Abated or Adjusted (1989)	
Other Welfare Services		Total	8,553,000	Transfers to Foreclosed Property	
RECREATION and CONSERVATION		ISSUED AND OUTSTANDING		Balance December 31, 1989	3,114.68
Beaches and Boardwalks		School	4,295,000.00	PROPERTY ACQUIRED BY DEED OR FORECLOSURE	
Parks, Playgrounds, Shade Trees		Self-Liquidating	159,750.00	Balance January 1, 1989	396,200.00
Land Reclamation & Conservation		Other	3,795,000.00	Transfers From Taxes or Liens	
Other Recreational Services	92,475.00	Total	8,249,750.00	Sale for Cash (1989)	
EDUCATION (excluding schools)		EQUALIZED VALUATION BASIS FOR NET DEBT COMPUTATION	785,747,855	Cancelled, Abated or Adjusted (1989)	
Libraries	46,700.00	REAL PROPERTY VALUATIONS		Balance December 31, 1989	396,200.00
Other Educational Services		Code Class # of Parcels % VAL'N ASSESSED VALUATION		CURRENT FINANCES DECEMBER 31, 1989	
STATUTORY EXPENDITURES		1 Vacant Land 113 .43	1,218,400.00	ASSETS	
Pensions & F. L. C. A.	663,050.00	2 Residential 4972 77.38	222,903,800.00	Cash Dec. 31, 1989	822,812.93
Employee Fringe Benefits		3 Form		Taxes Receivable	442,191.58
Other Statutory Expenditures	100.00	4a Commercial 220 12.94	37,027,000.00	Tax Title Liens	3,114.68
CETA And Other Public Employment Programs		4b Industrial 4 .22	625,400.00	Foreclosed Property	396,200.00
MUNICIPAL FUNCTIONS TOTAL	6,356,035.00	4c Apartments 27 8.54	24,452,400.00	Emergencies & Other Deferred Charges	247,800.00
CAPITAL IMPROVEMENTS *MEMO*	56,500.00	Total	286,227,000.00	State and Federal Aid Receivable	
DEBT SERVICE		Land Area 2.70 Sq. Miles		Other Receivables	72,705.81
Principal Payments	375,000.00	Net Valuation Taxable-Municipal	286,969,528	Total	1,984,825.00
Interest Payments	318,717.84	Net Valuation Taxable-County	816,724,795	LIABILITIES, RESERVES, AND SURPLUS	
DEFERRED CHARGES		State Equalized Valuation	879,278,440	Cash Liabilities	807,724.77
SCHOOL, COUNTY, SPECIAL DISTRICT TAXES	13,937,203.61	State Equalization Ratio	32.58	Reserves for Receivables	914,212.07
RESERVE FOR UNCOLLECTED TAXES	668,000.00			Surplus Dec. 31, 1989	262,888.16
EXPENDITURES TOTAL	21,680,828.13			Total	1,984,825.00

0507

Population 1980 4,714
 Population 1990 5,017
 S & P Rating BBB
 Moody Rating AAA

General Tax Rate Per \$100. 1.70
 State Equalized Tax Rate 1.94

NORTH WILDWOOD CITY - CAPE MAY CO.

Form of Government:

City Charter Act (P.L. 1899 c.52)

Number of Members on Governing Body - 7

PER CAPITA:
 Gross Debt 1,801.60
 Net Debt 1,666.06
 Debt Service 241.58
 Total Tax Levy 2,321.23
 Municipal Expenditures 2,280.88

PER CENT:
 Gross Debt 1.68
 Net Debt 1.55
 Tax Levy Collected 88.85
 Tax Levy Cancelled, Abated or Adjusted 1.49

EXPENDITURES		REVENUES-REALIZED		1989 PROPERTY TAX	
GENERAL GOVERNMENT		REVENUES		STATE EQUALIZED TAX RATE	
Governing Body & Public Boards		1989 Property Taxes Collected	10,346,840.43	Local District School Taxes	34 3,193,725.29
Municipal Clerk		1989 Payments in Lieu of Taxes		Regional & Consolidated School Tax	
Financial Administration	137,735.73	Delinquent Tax & Lien Collections	882,364.25	School Taxes in Municipal Budget	
Assessment of Taxes	65,729.49	Business Personalty Replacement Taxes	98,173.96	County Taxes	39 2,328,134.98
Collection of Taxes	99,446.84	Taxes from Public Utilities	432,550.00	County Library Taxes	02 114,300.02
Planning, Housing & Development	16,706.25	Other Miscellaneous Tax Revenues		Local Municipal Purpose Taxes	1.00 5,938,540.52
Human Resources	44,264.02	State Aid Revenues	108,621.33	Veteran & Senior Citizen Taxes	
Elections	1,000.00	Federal Aid Revenues		Total Taxes for Rate Computation	1.95 11,663,400.81
General Administration (other)	933,533.94	State and Local Fiscal Assistance Act Utilized		Special District Taxes	
JUDICIARY		Sale of Acquired Property		Bank Corp. Taxes	
Municipal Courts	110,221.45	Other Miscellaneous Revenues	3,565,691.78	Added and Omitted Taxes	70,919.78
PUBLIC SAFETY		Total	15,434,246.75	Total Taxes Levied - ABSTRACT	11,645,626.59
Fire Protection	374,576.37	Prior Years Surplus Appropriated	1,100,000.00	Total Taxes Billed	11,645,626.59
Police Protection	1,481,676.07	REVENUES TOTAL	16,534,246.75	1989 TAXES COLLECTED	10,346,840.43
Civil Defense & Disaster Control	9,034.00	Reserve For Uncollected Taxes	973,980.63	1989 Taxes Cancelled, Abated or Adjusted	173,197.05
Environmental Inspection & Control	120,970.96	CAPITAL OUTLAY	TOTAL	Transfer to Tax Title Liens or Fareclosed	181,046.59
Other Public Safety			886,883.81	Balance Outstanding Dec. 31, 1989	944,541.92
PUBLIC WORKS		Public Enterprises		PRIOR YEARS TAXES OUTSTANDING	
Streets and Drainage	972,862.05	Recreation-Culture	294,844.10	Balance January 1, 1989	974,496.79
Sewers and Sewage Processing	2,684,706.75	Public Works	580,737.92	Collected in 1989	872,049.17
Garbage and Trash Disposal	420,000.00	Buildings and Grounds	11,306.79	Cancelled, Abated or Adjusted 1989	102.46
Public Buildings and Grounds	203,758.18	Library and Education		Transfers to Tax Title Liens or Fareclosed	101,745.16
Other Public Works	49,000.00	Conservation		Balance December 31, 1989	
HEALTH and WELFARE		All Other		TAX TITLE LIENS OUTSTANDING	
Health Services Except Environmental	6,657.85	CAPITAL DEBT AUTHORIZED, DECEMBER 31, 1989		Balance January 1, 1989	12,791.41
Welfare-Public Assistance	3,000.00	ISSUED AND UNISSUED	GROSS DEBT	Transfer From Taxes	303,270.55
Hospital, Clinics, First Aid		School	650,000	Redeemed in 1989	9,715.08
Animal, Insect, & Rodent Control	5,126.97	Self-Liquidating	8,388,608	Cancelled, Abated or Adjusted (1989)	112.46
Other Welfare Services		Other	8,358,608	Transfers to Fareclosed Property	
RECREATION and CONSERVATION		Total	9,038,608	Balance December 31, 1989	311,234.42
Beaches and Boardwalks	224,601.00	ISSUED AND OUTSTANDING		PROPERTY ACQUIRED BY DEED OR FORECLOSURE	
Parks, Playgrounds, Shade Trees		School	650,000.00	Balance January 1, 1989	31,095.50
Land Reclamation & Conservation	53,544.13	Self-Liquidating		Transfers From Taxes or Liens	
Other Recreational Services	213,157.42	Other	7,765,000.00	Sale for Cash (1989)	
EDUCATION (excluding schools)		Total	9,415,000.00	Cancelled, Abated or Adjusted (1989)	
Libraries		EQUALIZED VALUATION BASIS		Balance December 31, 1989	31,395.50
Other Educational Services		FOR NET DEBT COMPUTATION	539,215,195	CURRENT FINANCES DECEMBER 31, 1989	
STATUTORY EXPENDITURES		REAL PROPERTY VALUATIONS		ASSETS	
Pensions & F. L. C. A.	495,300.00	Code Class # of Parcels % VAL'N	ASSESSED VALUATION	Cash Dec. 31, 1989	2,113,597.91
Employee Fringe Benefits	387,300.19	1 Vacant Land 291 2.89	19,567,600.00	Taxes Receivable	944,541.92
Other Statutory Expenditures	30,000.00	2 Residential 4715 63.90	467,218,300.00	Tax Title Liens	311,234.42
CETA And Other Public Employment Programs		3 Farm 378 23.79	161,290,200.00	Fareclosed Property	31,395.50
MUNICIPAL FUNCTIONS	9,153,010.21	4a Commercial 106 4.43	30,038,314.00	Emergencies & Other Deferred Charges	195,300.00
CAPITAL IMPROVEMENTS	* MEMO *	4c Apartments 5490	673,114,414.00	State and Federal Aid Receivable	
DEBT SERVICE		Total		Other Receivables	7,236.12
Principal Payments	665,000.00	Land Area 1.70 Sq. Miles		Total	3,593,795.87
Interest Payments	547,023.00	Net Valuation Taxable-Municipal	679,438,973	LIABILITIES, RESERVES, AND SURPLUS	
DEFERRED CHARGES	104,160.37	Net Valuation Taxable-County	543,743,317	Cash Liabilities	958,653.21
SCHOOL, COUNTY, SPECIAL DISTRICT TAXES	5,636,156.23	State Equalized Valuation	595,692,526	Reserves for Receivables	1,290,432.31
RESERVE FOR UNCOLLECTED TAXES	973,930.63	State Equalization Ratio	114.09	Surplus Dec. 31, 1989	1,344,710.35
EXPENDITURES	TOTAL			Total	3,593,795.87

0118
 Population 1980 7,795
 Population 1990 7,305
 S & P Rating
 Moody Rating AAA

General Tax Rate Per \$100. 2.90
 State Equalized Tax Rate 2.27

NORTHFIELD CITY - ATLANTIC COUNTY
 Form of Government:
 City Charter Act (P.L. 1897 c. 30)
 Number of Members on Governing Body - 7

PER CAPITA:
 Grass Debt 974.26 PER CENT:
 Net Debt 969.47 Grass Debt 2.03
 Debt Service 98.06 Net Debt 2.02
 Total Tax Levy 1,263.72 Tax Levy Collected 96.15
 Municipal Expenditures 697.79 Tax Levy Cancelled, Abated or Adjusted

EXPENDITURES		REVENUES-REALIZED		1989 PROPERTY TAX				
GENERAL GOVERNMENT				STATE EQUALIZED TAX RATE				
Governing Body & Public Boards		1989 Property Taxes Collected	2,876,532.54	Local District School Taxes	71			
Municipal Clerk		1989 Payments in Lieu of Taxes		Regional & Consolidated School Tax	44			
Financial Administration	65,500.00	Delinquent Tax & Lien Collections	294,959.87	School Taxes in Municipal Budget				
Assessment of Taxes	11,500.00	Business Penalty Replacement Taxes	93,912.60	County Taxes	44 *			
Collection of Taxes	51,000.00	Taxes from Public Utilities	467,414.00	County Library Taxes				
Planning, Housing & Development	11,700.00	Other Miscellaneous Tax Revenues		Local Municipal Purpose Taxes	68			
Human Resources	55,170.38	State Aid Revenues	89,679.84	Veteran & Senior Citizen Taxes				
Elections	4,500.00	Federal Aid Revenues		Total Taxes far Rate Computation	2.27			
General Administration (other)	364,458.00	State and Local Fiscal Assistance Act Utilized		Special District Taxes				
JUDICIARY		Sale of Acquired Property		Bank Corp. Taxes				
Municipal Courts	73,500.00	Other Miscellaneous Revenues	1,300,465.96	Added and Omitted Taxes				
PUBLIC SAFETY		Total	11,122,964.81	Total Taxes Levied - ABSTRACT				
Fire Protection	307,501.58	Prior Years Surplus Appropriated	470,000.00	Total Taxes Billed				
Police Protection	881,450.76	REVENUES TOTAL	11,592,964.81	1989 TAXES COLLECTED				
Civil Defense & Disaster Control	2,100.00	Reserve Far Uncollected Taxes	306,145.54	1989 Taxes Cancelled, Abated or Adjusted				
Environmental Inspection & Control	89,700.00	CAPITAL OUTLAY TOTAL	1,073,014.30	Transfer to Tax Title Liens or Foreclosed				
Other Public Safety		Public Enterprises		Balance Outstanding Dec. 31, 1989				
PUBLIC WORKS		Recreation-Culture	117,754.35	PRIOR YEARS TAXES OUTSTANDING				
Streets and Drainage	484,200.00	Public Works	410,711.74	Balance January 1, 1989				
Sewers and Sewage Processing	409,164.00	Buildings and Grounds	143,719.40	Collected in 1989				
Garbage and Trash Disposal	383,336.00	Library and Education	400,829.31	Cancelled, Abated or Adjusted 1989				
Public Buildings and Grounds	121,775.00	Conservation		Transfers to Tax Title Liens or Foreclosed				
Other Public Works	31,000.00	All Other		Balance December 31, 1989				
HEALTH and WELFARE		CAPITAL DEBT AUTHORIZED, DECEMBER 31, 1989		TAX TITLE LIENS OUTSTANDING				
Health Services Except Environmental		ISSUED AND UNISSUED		Balance January 1, 1989				
Welfare-Public Assistance	12,500.00	School	35,000	Transfer From Taxes				
Hospital, Clinics, First Aid		Self-Liquidating		Redeemed in 1989				
Animal, Insect, & Rodent Control	5,400.00	Other	7,082,000	Cancelled, Abated or Adjusted (1989)				
Other Welfare Services		Total	7,117,000	Transfers to Foreclosed Property				
RECREATION and CONSERVATION		ISSUED AND OUTSTANDING		Balance December 31, 1989				
Beaches and Boardwalks		School	35,000.00	PROPERTY ACQUIRED BY DEED OR FORECLOSURE				
Parks, Playgrounds, Shade Trees	44,600.00	Self-Liquidating		Balance January 1, 1989				
Land Reclamation & Conservation		Other	7,068,600.00	Transfers From Taxes or Liens				
Other Recreational Services	6,000.00	Total	7,103,600.00	Sale for Cash (1989)				
EDUCATION (excluding schools)		EQUALIZED VALUATION BASIS		Cancelled, Abated or Adjusted (1989)				
Libraries	113,783.25	FOR NET DEBT COMPUTATION	350,838,178	Balance December 31, 1989				
Other Educational Services		REAL PROPERTY VALUATIONS		CURRENT FINANCES DECEMBER 31, 1989				
STATUTORY EXPENDITURES		Code	Class	# of Parcels	% VAL'N	ASSESSED VALUATION		
Pensions & F. I. C. A.	260,250.00	1	Vacant Land	309	5.30	17,137,800.00	Cash Dec. 31, 1989	841,007.56
Employee Fringe Benefits	242,753.00	2	Residential	2644	70.10	226,728,800.00	Taxes Receivable	359,666.56
Other Statutory Expenditures	14,000.00	3	Farm	4	.11	347,300.00	Tax Title Liens	425.98
CETA And Other Public Employment Programs		4a	Commercial	182	24.41	78,962,200.00	Foreclosed Property	43,226.00
MUNICIPAL FUNCTIONS TOTAL	4,051,871.97	4b	Industrial				Emergencies & Other Deferred Charges	140,400.00
CAPITAL IMPROVEMENTS *MEMO*	121,400.00	4c	Apartments	2	.09	283,000.00	State and Federal Aid Receivable	
DEBT SERVICE		Total		3141		323,459,100.00	Other Receivables	
Principal Payments	415,000.00	Land Area	3.50	Sq. Miles			Total	61,377.52
Interest Payments	301,315.86	Net Valuation Taxable-Municipal				324,965,107	LIABILITIES, RESERVES, AND SURPLUS	
TYPE I SCHL DEBT *MEMO	12,475.00	Net Valuation Taxable-County				354,076,504	Cash Liabilities	436,601.60
DEFERRED CHARGES	23,000.00	State Equalized Valuation				399,707,534	Reserves for Receivables	464,696.06
SCHOOL, COUNTY, SPECIAL DISTRICT TAXES	6,363,599.04	State Equalization Ratio				81.23	Surplus Dec. 31, 1989	544,805.96
RESERVE FOR UNCOLLECTED TAXES	306,145.54						Total	1,446,103.62
EXPENDITURES TOTAL	11,460,932.41							

0240
 Population 1980 5,046
 Population 1990 4,563
 S & P Rating
 Moody Rating A

General Tax Rate Per \$100. 2.31
 State Equalized Tax Rate 1.61

NORTHVALE BOROUGH - BERGEN COUNTY
 Form of Government:
Borough Council
 Number of Members on Governing Body - 6

PER CAPITA:
 Gross Debt 674.20
 Net Debt 674.20
 Debt Service 89.10
 Total Tax Levy 1,780.48
 Municipal Expenditures 832.91
 PER CENT:
 Gross Debt .68
 Net Debt .68
 Tax Levy Collected 99.33
 Tax Levy Cancelled, Abated or Adjusted .01

EXPENDITURES		REVENUES-REALIZED			1989 PROPERTY TAX	
GENERAL GOVERNMENT					STATE EQUALIZED TAX RATE	
Governing Body & Public Boards		1989 Property Taxes Collected		Local District School Taxes	.52	2,597,525.00
Municipal Clerk		1989 Payments in Lieu of Taxes	8,071,437.56	Regional & Consolidated School Tax	.39	1,956,046.98
Financial Administration	38,850.00	Delinquent Tax & Lien Collections	129,456.72	School Taxes in Municipal Budget		
Assessment of Taxes	12,800.00	Business Personality Replacement Taxes	205,392.68	County Taxes	.22	1,096,982.11
Collection of Taxes	36,700.00	Taxes from Public Utilities	368,105.00	County Library Taxes		
Planning, Housing & Development	26,000.00	Other Miscellaneous Tax Revenues		Local Municipal Purpose Taxes	.48	2,445,181.82
Human Resources	25,153.34	State Aid Revenues	52,306.62	Veteran & Senior Citizen Taxes		54,200.00
Elections	1,650.00	Federal Aid Revenues		Total Taxes for Rate Computation	1.61	8,149,935.91
General Administration (other)	477,325.00	State and Local Fiscal Assistance Act Utilized		Special District Taxes		
JUDICIARY		Sole of Acquired Property		Bank Corp. Taxes		
Municipal Courts	55,550.50	Other Miscellaneous Revenues	930,444.80	Added and Omitted Taxes		28,578.22
PUBLIC SAFETY		Total	9,757,143.38	Total Taxes Levied - ABSTRACT		8,124,314.13
Fire Protection	96,629.03	Prior Years Surplus Appropriated	133,707.31	Total Taxes Billed		8,125,838.78
Police Protection	703,130.54	REVENUES TOTAL	9,890,850.69	1989 TAXES COLLECTED		8,071,437.56
Civil Defense & Disaster Control	500.00	Reserve For Uncollected Taxes	161,823.22	1989 Taxes Cancelled, Abated or Adjusted		1,173.48
Environmental Inspection & Control	39,525.00	CAPITAL OUTLAY TOTAL	1,090,039.10	Transfer to Tax Title Liens or Foreclosed		247.17
Other Public Safety		Public Enterprises		Balance Outstanding Dec. 31, 1989		52,980.57
PUBLIC WORKS		Recreation-Culture		PRIOR YEARS TAXES OUTSTANDING		
Streets and Drainage	306,170.00	Public Works	229,552.00	Balance January 1, 1989		141,523.04
Sewers and Sewage Processing	239,962.98	Buildings and Grounds	860,487.10	Collected in 1989		129,456.72
Garbage and Trash Disposal	543,000.00	Library and Education		Cancelled, Abated or Adjusted 1989		
Public Buildings and Grounds	13,100.00	Conservation		Transfers to Tax Title Liens or Foreclosed		
Other Public Works	19,500.00	All Other		Balance December 31, 1989		12,066.32
HEALTH and WELFARE		CAPITAL DEBT AUTHORIZED, DECEMBER 31, 1989			TAX TITLE LIENS OUTSTANDING	
Health Services Except Environmental	13,370.00	ISSUED AND UNISSUED	GROSS DEBT	NET DEBT		
Welfare-Public Assistance	3,300.00	School				
Hospital, Clinics, First Aid	13,446.00	Self-Liquidating				
Animal, Insect, & Rodent Control		Other	3,076,374	3,076,374		
Other Welfare Services		Total	3,076,374	3,076,374		
RECREATION and CONSERVATION		ISSUED AND OUTSTANDING			PROPERTY ACQUIRED BY DEED OR FORECLOSURE	
Beaches and Boardwalks		School				
Parks, Playgrounds, Shade Trees	1,000.00	Self-Liquidating				
Land Reclamation & Conservation	11,235.00	Other		2,715,845.00		
Other Recreational Services	32,800.00	Total		2,715,845.00		
EDUCATION (excluding schools)		EQUALIZED VALUATION BASIS FOR NET DEBT COMPUTATION			CURRENT FINANCES DECEMBER 31, 1989	
Libraries	43,700.00	REAL PROPERTY VALUATIONS			ASSETS	
Other Educational Services		Code	Class	# of Parcels	% VAL'N	ASSESSED VALUATION
STATUTORY EXPENDITURES		1	Vacant Land	92	1.41	4,948,000.00
Pensions & F. L. C. A.	210,233.59	2	Residential	1385	57.31	200,537,700.00
Employee Fringe Benefits	120,000.00	3	Form			
Other Statutory Expenditures	1,000.00	4a	Commercial	81	13.03	45,596,100.00
CETA And Other Public Employment Programs		4b	Industrial	50	28.25	98,835,500.00
MUNICIPAL FUNCTIONS TOTAL	3,093,735.98	4c	Apartments			
CAPITAL IMPROVEMENTS * * * * *	15,000.00	Total		1608		349,917,300.00
DEBT SERVICE		Land Area 1.30 Sq. Miles				
Principal Payments	295,000.00	Net Valuation Taxable-Municipal				350,530,760
Interest Payments	111,556.00	Net Valuation Taxable-County				459,647,414
DEFERRED CHARGES		State Equalized Valuation				504,019,157
SCHOOL, COUNTY, SPECIAL DISTRICT TAXES	136,438.80	State Equalization Ratio				69.51
RESERVE FOR UNCOLLECTED TAXES	5,650,554.09				LIABILITIES, RESERVES, AND SURPLUS	
EXPENDITURES TOTAL	9,451,118.09				Cash Liabilities	
					220,492.48	
					Reserves for Receivables	
					140,398.65	
					Surplus Dec. 31, 1989	
					279,464.63	
					Total	
					640,355.76	

U 241
 Population 1980 4,413
 Population 1990 4,853
 S & P Rating A
 Moody Rating A

General Tax Rate Per \$100. 2.31
 State Equalized Tax Rate 1.20

NORWOOD BOROUGH - BERGEN COUNTY
 Form of Government:
Borough Council
 Number of Members on Governing Body - 6

PER CAPITA: Grass Debt 623.04 Grass Debt .59
 Net Debt 613.51 Net Debt .58
 Debt Service 80.39 Tax Levy Collected 96.99
 Total Tax Levy 1,582.34 Tax Levy Cancelled, Abated
 Municipal Expenditures 653.93 or Adjusted .46

EXPENDITURES		REVENUES-REALIZED		1989 PROPERTY TAX	
GENERAL GOVERNMENT		REVENUES-REALIZED		STATE EQUALIZED TAX RATE	
Governing Body & Public Boards		1989 Property Taxes Collected	7,465,243.57	Lacal District Schaal Taxes	.44 2,815,807.50
Municipal Clerk		1989 Payments in Lieu of Taxes		Regional & Consalidated Schaal Tax	.28 1,767,514.44
Financial Administration	10,000.00	Delinquent Tax & Lien Collections	131,041.55	Schaal Taxes in Municipal Budget	
Assessment of Taxes	17,256.00	Business Persanalty Replacement Taxes	61,562.92	Caunty Taxes	.19 1,198,578.89
Collection of Taxes	3,906.00	Taxes from Public Utilities	506,553.00	Caunty Library Taxes	
Planning, Hausing & Development	16,833.00	Other Miscellaneous Tax Revenues		Lacal Municipal Purpase Taxes	.29 1,870,966.22
Human Resaources	56,651.14	State Aid Revenues	48,386.84	Veteran & Seniar Citizen Taxes	
Elections	9,000.00	Federal Aid Revenues		Total Taxes far Rate Computation	1.20 7,694,067.05
General Administration (other)	258,212.00	State and Lacal Fiscal Assistance Act Utilized		Special District Taxes	
JUDICIARY		State and Lacal Fiscal Assistance Act Utilized		Bank Carp. Taxes	
Municipal Courts	13,900.00	Sale of Acquired Proparty		Added and Omited Taxes	34,145.28
PUBLIC SAFETY		Other Miscellaneous Revenues	225,520.18	Total Taxes Levied - ABSTRACT	7,687,012.33
Fire Protection	104,083.41	Total	8,438,308.06	Total Taxes Billed	7,696,991.81
Police Protection	78,034.13	Priar Years Surplus Appropriated	500,000.00	1989 TAXES COLLECTED	7,465,243.57
Civil Defense & Disaster Central		REVENUES TOTAL	8,938,308.06	1989 Taxes Cancelled, Abated ar Adjusted	35,326.93
Environmental Inspection & Central	65,638.00	Reserve Far Uncollected Taxes	305,344.48	Transfer ta Tax Title Liens ar Fareclosed	8,697.15
Other Public Safety		CAPITAL OUTLAY TOTAL	229,860.76	Balance Outstanding Dec. 31, 1989	187,724.16
PUBLIC WORKS		REVENUES TOTAL	8,938,308.06	PRIOR YEARS TAXES OUTSTANDING	
Streets and Drainage	323,150.00	Public Enterprises		Balance January 1, 1989	199,103.83
Sewers and Sewage Processing	264,708.47	Recreation-Culture		Collected in 1989	129,381.29
Garbage and Trash Disposal	56,414.00	Public Works	116,729.84	Cancelled, Abated ar Adjusted 1989	2.40
Public Buildings and Grounds	10,440.00	Buildings and Grounds	105,474.45	Transfers to Tax Title Liens ar Fareclosed	
Other Public Works	14,137.70	Library and Education	7,656.47	Balance December 31, 1989	69,720.14
HEALTH and WELFARE		Conservation		TAX TITLE LIENS OUTSTANDING	
Health Services Except Environmental	28,335.00	All Other		Balance January 1, 1989	67,171.96
Welfare-Public Assistance	3,700.00	CAPITAL DEBT AUTHORIZED, DECEMBER 31, 1989		Transfer From Taxes	8,697.15
Hospital, Clinics, First Aid		ISSUED AND UNISSUED		Redeemed in 1989	1,660.26
Animal, Insect, & Radent Central		GROSS DEBT	46,300	Cancelled, Abated ar Adjusted (1989)	
Other Welfare Services		Schaal		Transfers to Fareclosed Proparty	
RECREATION and CONSERVATION		Self-Liquidating		Balance December 31, 1989	74,208.85
Beaches and Boardwalks		Other	2,980,433	PROPERTY ACQUIRED BY DEED OR FORECLOSURE	
Parks, Playgrounds, Shade Trees	30,000.00	Total	3,026,733	Balance January 1, 1989	155,471.66
Land Reclamation & Conservation	56,150.00	ISSUED AND OUTSTANDING		Transfers Fram Taxes or Liens	
Other Recreational Services	22,925.00	Schaal	46,300.00	Sale for Cash (1989)	
EDUCATION (excluding schools)		Self-Liquidating		Cancelled, Abated ar Adjusted (1989)	
Libraries	34,000.00	Other	2,465,371.02	Balance December 31, 1989	155,471.66
Other Educational Services		Total	2,511,671.02	CURRENT FINANCES DECEMBER 31, 1989	
STATUTORY EXPENDITURES		EQUALIZED VALUATION BASIS		ASSETS	
Pensions & F. I. C. A.	175,638.61	FOR NET DEBT COMPUTATION	513,521,096	Cash Dec. 31, 1989	601,288.59
Employee Fringe Benefits	81,000.00	REAL PROPERTY VALUATIONS		Taxes Receivable	257,444.30
Other Statutory Expenditures	1,000.00	Code Class # of Parcels % VAL'N		Tax Title Liens	74,208.85
CETA And Other Public Employment Programs		1 Vacant Land 167 3.61	11,940,600.00	Fareclosed Proparty	155,471.66
MUNICIPAL FUNCTIONS TOTAL	2,447,282.46	2 Residential 1379 76.16	251,897,200.00	Emergencies & Other Deferred Charges	49,179.00
CAPITAL IMPROVEMENTS *MEMO*	20,000.00	3 Farm 2 .05	143,900.00	State and Federal Aid Receivable	
DEBT SERVICE		4a Cammercial 54 5.79	19,138,000.00	Other Receivables	2,360.03
Principal Payments	260,000.00	4b Industrial 41 12.06	39,886,700.00	Total	1,139,952.43
Interest Payments	130,535.68	4c Apartments 1 2.34	7,750,000.00	LIABILITIES, RESERVES, AND SURPLUS	
DEFERRED CHARGES	33,891.51	Total 1644	330,756,400.00	Cash Liabilities	330,171.07
SCHOOL, COUNTY, SPECIAL DISTRICT TAXES	5,781,900.83	Land Area 2.90 Sq. Miles		Reserves for Receivables	489,484.84
RESERVE FOR UNCOLLECTED TAXES	305,344.48	Net Valuation Taxable-Municipal	331,724,958	Surplus Dec. 31, 1989	320,296.52
EXPENDITURES TOTAL	8,958,954.96	Net Valuation Taxable-County	508,265,937	Total	1,139,952.43
		State Equalized Valuation	639,371,183		
		State Equalization Ratio	51.81		

Population 1980 28,998
 Population 1990 27,099
 S & P Rating A+
 Moody Rating A1

General Tax Rate Per \$100. 7.95
 State Equalized Tax Rate 2.12

Form of Government:
 Commission (1911)

Number of Members on Governing Body - 5

PER CAPITA: Gross Debt 319,920.53
 Net Debt 304,180.50
 Debt Service 35,790.73
 Total Tax Levy 1,476,790.00
 Municipal Expenditures 679,260.00

PER CENT: Gross Debt .53
 Net Debt .50
 Tax Levy Collected 98.73
 Tax Levy Cancelled, Abated or Adjusted .01

EXPENDITURES		REVENUES-REALIZED		1989 PROPERTY TAX	
GENERAL GOVERNMENT		REVENUES-REALIZED		STATE EQUALIZED TAX RATE → .87	
Governing Body & Public Boards	9,500.00	1989 Property Taxes Collected	39,211,147.78	Local District School Taxes	16,360,760.50
Municipal Clerk	104,075.00	1989 Payments in Lieu of Taxes	50,518.24	Regional & Consolidated School Tax	
Financial Administration	220,803.00	Delinquent Tax & Lien Collections	366,531.32	School Taxes in Municipal Budget	
Assessment of Taxes	92,138.00	Business Personalty Replacement Taxes	600,198.96	County Taxes	.59 11,101,589.19
Collection of Taxes	117,202.00	Taxes from Public Utilities	1,676,225.00	County Library Taxes	
Planning, Housing & Development	38,830.43	Other Miscellaneous Tax Revenues		Local Municipal Purpose Taxes	.65 12,165,840.00
Human Resources	242,368.00	State Aid Revenues	236,921.60	Veteran & Senior Citizen Taxes	313,600.00
Elections		Federal Aid Revenues		Total Taxes for Rate Computation	2.11 39,941,789.69
General Administration (other)	1,232,499.77	State and Local Fiscal Assistance Act Utilized		Special District Taxes	
JUDICIARY		Sole of Acquired Property		Bank Corp. Taxes	
Municipal Courts	147,049.00	Other Miscellaneous Revenues	1,799,016.30	Added and Omitted Taxes	391,229.34
PUBLIC SAFETY		Total	43,990,609.20	Total Taxes Levied - ABSTRACT	40,019,419.03
Fire Protection	1,221,399.02	Prior Years Surplus Appropriated	1,700,000.00	Total Taxes Billed	39,211,147.78
Police Protection	3,023,462.24	REVENUES TOTAL	45,690,609.20	1989 TAXES COLLECTED	39,211,147.78
Civil Defense & Disaster Control	28,000.00	Reserve For Uncollected Taxes	1,639,934.45	1989 Taxes Cancelled, Abated or Adjusted	3,768.43
Environmental Inspection & Control	262,702.00	CAPITAL OUTLAY TOTAL	1,081,911.40	Transfer to Tax Title Liens or Foreclosed	10,742.40
Other Public Safety	9,334.00			Balance Outstanding Dec. 31, 1989	490,640.88
PUBLIC WORKS		Public Enterprises		PRIOR YEARS TAXES OUTSTANDING	
Streets and Drainage	806,718.06	Recreation-Culture		Balance January 1, 1989	380,095.61
Sewers and Sewage Processing	1,211,242.00	Public Works	12,475.00	Collected in 1989	366,581.32
Garbage and Trash Disposal	2,500,000.00	Buildings and Grounds	684,924.17	Cancelled, Abated or Adjusted 1989	6,746.64
Public Buildings and Grounds	249,400.00	Library and Education	384,512.23	Transfers to Tax Title Liens or Foreclosed	6,767.65
Other Public Works	34,650.00	Conservation		Balance December 31, 1989	
HEALTH and WELFARE		All Other		TAX TITLE LIENS OUTSTANDING	
Health Services Except Environmental	310,549.00	CAPITAL DEBT AUTHORIZED, DECEMBER 31, 1989		Balance January 1, 1989	15,041.43
Welfare-Public Assistance	33,000.00	ISSUED AND UNISSUED		Transfer From Taxes	18,428.55
Hospital, Clinics, First Aid		School	388,000.00	Redeemed in 1989	
Animal, Insect, & Rodent Control	7,500.00	Self-Liquidating	38,500.00	Cancelled, Abated or Adjusted (1989)	
Other Welfare Services	1,000.00	Other	8,242,900.00	Transfers to Foreclosed Property	
RECREATION and CONSERVATION		Total	9,669,400.00	Balance December 31, 1989	33,469.98
Beaches and Boardwalks		ISSUED AND OUTSTANDING		PROPERTY ACQUIRED BY DEED OR FORECLOSURE	
Parks, Playgrounds, Shade Trees	671,599.00	School	338,000.00	Balance January 1, 1989	21,520.00
Land Reclamation & Conservation	213,932.45	Self-Liquidating	38,500.00	Transfers From Taxes or Liens	
Other Recreational Services	151,540.00	Other	7,499,500.00	Sole for Cash (1989)	
EDUCATION (excluding schools)		Total	7,926,000.00	Cancelled, Abated or Adjusted (1989)	
Libraries	575,265.16	EQUALIZED VALUATION BASIS FOR NET DEBT COMPUTATION		Balance December 31, 1989	21,520.00
Other Educational Services		REAL PROPERTY VALUATIONS		CURRENT FINANCES DECEMBER 31, 1989	
STATUTORY EXPENDITURES		Code Class # of Parcels % VAL'N ASSESSED VALUATION		ASSETS	
Pensions & F. L. C. A.	1,466,393.14	1 Vacant Land 218 .40	1,959,800.00	Cash Dec. 31, 1989	5,461,638.53
Employee Fringe Benefits	795,400.00	2 Residential 7461 71.95	356,433,600.00	Taxes Receivable	490,640.88
Other Statutory Expenditures	1,000.00	3 Farm		Tax Title Liens	33,469.98
CETA And Other Public Employment Programs		4a Commercial 468 8.98	44,476,500.00	Foreclosed Property	21,520.00
MUNICIPAL FUNCTIONS TOTAL	15,739,101.27	4b Industrial 52 14.84	73,527,700.00	Emergencies & Other Deferred Charges	
CAPITAL IMPROVEMENTS * MEMO *	50,000.00	4c Apartments 63 3.93	19,999,400.00	State and Federal Aid Receivable	26,592.12
DEBT SERVICE		Total	495,446,000.00	Other Receivables	193,734.83
Principal Payments	465,000.00	Land Area 3.40 Sq. Miles		Total	6,227,596.34
Interest Payments	564,756.00	Net Valuation Taxable-Municipal	493,599,700	LIABILITIES, RESERVES, AND SURPLUS	
DEFERRED CHARGES	8,545.86	Net Valuation Taxable-County	1,734,010,127	Cash Liabilities	2,035,658.96
SCHOOL, COUNTY, SPECIAL DISTRICT TAXES	27,462,349.69	State Equalized Valuation	1,862,935,932	Reserves for Receivables	739,365.69
RESERVE FOR UNCOLLECTED TAXES	1,639,934.45	State Equalization Ratio	26.64	Surplus Dec. 31, 1989	3,452,571.69
EXPENDITURES TOTAL	45,869,637.29			Total	6,227,596.34

Population 1980 13,443
 Population 1990 11,997
 S & P Rating A
 Moody Rating A1

General Tax Rate Per \$100. 1.94
 State Equalized Tax Rate 1.90

OAKLAND BOROUGH - BERGEN COUNTY

Form of Government:

Borough Council

Number of Members on Governing Body - 6

PER CAPITA:

Gross Debt 602.20
 Net Debt 445.44
 Debt Service 57.80
 Total Tax Levy 1,713.67
 Municipal Expenditures 602.31

PER CENT:

Gross Debt .79
 Net Debt .53
 Tax Levy Collected 97.35
 Tax Levy Cancelled, Abated or Adjusted .41

EXPENDITURES		REVENUES-REALIZED		1989 PROPERTY TAX	
GENERAL GOVERNMENT		REVENUES-REALIZED		STATE EQUALIZED TAX RATE	
Governing Body & Public Boards		1989 Property Taxes Collected	20,107,261.00	Local District School Taxes	.31 8,317,700.07
Municipal Clerk		1989 Payments in Lieu of Taxes	2,984.00	Regional & Consolidated School Tax	.34 3,713,824.23
Financial Administration	94,334.00	Delinquent Tax & Lien Collections	324,909.00	School Taxes in Municipal Budget	
Assessment of Taxes	58,120.00	Business Personalty Replacement Taxes	139,196.00	County Taxes	.23 2,529,825.34
Collection of Taxes	67,350.00	Taxes from Public Utilities	779,328.00	County Library Taxes	
Planning, Housing & Development	74,890.00	Other Miscellaneous Tax Revenues		Local Municipal Purpose Taxes	.50 5,423,585.00
Human Resources	57,957.00	State Aid Revenues	125,971.00	Veteran & Senior Citizen Taxes	81,150.00
Elections	3,900.00	Federal Aid Revenues		Total Taxes for Rate Computation	1.38 20,571,085.14
General Administration (other)	1,278,906.00	State and Local Fiscal Assistance Act Utilized	51.00	Special District Taxes	
JUDICIARY		Sale of Acquired Property		Bank Corp. Taxes	
Municipal Courts	107,490.00	Other Miscellaneous Revenues	1,103,848.00	Added and Omitted Taxes	69,009.00
PUBLIC SAFETY		Total	22,934,108.00	Total Taxes Levied - ABSTRACT	20,558,944.14
Fire Protection	89,180.00	Prior Years Surplus Appropriated	350,000.00	Total Taxes Billed	20,653,891.00
Police Protection	1,555,719.00	REVENUES TOTAL	22,934,108.00	1989 TAXES COLLECTED	20,107,261.00
Civil Defense & Disaster Control	6,200.00	Reserve For Uncollected Taxes	1,032,364.00	1989 Taxes Cancelled, Abated or Adjusted	83,882.00
Environmental Inspection & Control	84,675.00	CAPITAL OUTLAY TOTAL	887,716.00	Transfer to Tax Title Liens or Foreclosed	5,315.00
Other Public Safety		Public Enterprises	8,129.00	Balance Outstanding Dec. 31, 1989	456,933.00
PUBLIC WORKS		Recreation-Culture	114,821.00	PRIOR YEARS TAXES OUTSTANDING	
Streets and Drainage	554,764.00	Public Works	618,688.00	Balance January 1, 1989	382,186.00
Sewers and Sewage Processing		Buildings and Grounds	139,409.00	Collected in 1989	323,089.00
Garbage and Trash Disposal	855,000.00	Library and Education	6,669.00	Cancelled, Abated or Adjusted 1989	33,436.00
Public Buildings and Grounds	184,331.00	Conservation		Transfers to Tax Title Liens or Foreclosed	2,054.00
Other Public Works	31,010.00	All Other		Balance December 31, 1989	23,607.00
HEALTH and WELFARE		CAPITAL DEBT AUTHORIZED, DECEMBER 31, 1989		TAX TITLE LIENS OUTSTANDING	
Health Services Except Environmental	121,221.00	ISSUED AND UNISSUED		Balance January 1, 1989	27,658.00
Welfare-Public Assistance	4,114.00	School		Transfer From Taxes	8,229.00
Hospital, Clinics, First Aid		Self-Liquidating	2,612,000	Redeemed in 1989	1,880.00
Animal, Insect, & Rodent Control		Other	5,333,130	Cancelled, Abated or Adjusted (1989)	
Other Welfare Services		Total	7,945,130	Transfers to Foreclosed Property	
RECREATION and CONSERVATION		ISSUED AND OUTSTANDING		Balance December 31, 1989	34,007.00
Beaches and Boardwalks		School	147,017.00	PROPERTY ACQUIRED BY DEED OR FORECLOSURE	
Parks, Playgrounds, Shade Trees	13,870.00	Self-Liquidating	2,260,000.00	Balance January 1, 1989	564,050.00
Land Reclamation & Conservation	1,250.00	Other	3,366,000.00	Transfers From Taxes or Liens	
Other Recreational Services	111,664.00	Total	5,773,017.00	Sale for Cash (1989)	
EDUCATION (excluding schools)		EQUALIZED VALUATION BASIS FOR NET DEBT COMPUTATION		Cancelled, Abated or Adjusted (1989)	
Libraries	358,309.00	REAL PROPERTY VALUATIONS		Balance December 31, 1989	564,050.00
Other Educational Services		Code Class # of Parcels % VAL'N ASSESSED VALUATION		CURRENT FINANCES DECEMBER 31, 1989	
STATUTORY EXPENDITURES		1 Vacant Land 243 4.24 44,807,200.00		ASSETS	
Pensions & F. I. C. A.	383,225.00	2 Residential 3947 75.39 796,265,630.00		Cash Dec. 31, 1989	1,752,818.00
Employee Fringe Benefits		3 Farm 6 .11 1,180,000.00		Taxes Receivable	480,540.00
Other Statutory Expenditures		4a Commercial 134 9.20 97,173,200.00		Tax Title Liens	34,007.00
CETA And Other Public Employment Programs		4b Industrial 52 11.06 116,822,725.00		Foreclosed Property	564,050.00
MUNICIPAL FUNCTIONS TOTAL	6,098,039.00	4c Apartments		Emergencies & Other Deferred Charges	60,594.00
MEMO		Total	4382	State and Federal Aid Receivable	513.00
CAPITAL IMPROVEMENTS	70,182.00	Land Area 9.10 Sq. Miles		Other Receivables	343,224.00
DEBT SERVICE		Net Valuation Taxable-Municipal	1,061,076,390	Total	3,235,746.00
Principal Payments	460,000.00	Net Valuation Taxable-County	1,070,671,585	LIABILITIES, RESERVES, AND SURPLUS	
Interest Payments	233,430.00	State Equalized Valuation	1,083,072,691	Cash Liabilities	1,041,191.00
DEFERRED CHARGES	121,898.00	State Equalization Ratio	97.96	Reserves for Receivables	1,421,821.00
SCHOOL, COUNTY, SPECIAL DISTRICT TAXES	15,061,350.14			Surplus Dec. 31, 1989	772,734.00
RESERVE FOR UNCOLLECTED TAXES	1,032,364.00			Total	3,235,746.00
EXPENDITURES TOTAL	23,007,051.14				

0426
 Population 1980 4,251
 Population 1990 4,430
 S & P Rating
 Moody Rating A

General Tax Rate Per \$100. 6.67
 State Equalized Tax Rate 2.36

OAKLYN BOROUGH - CAMDEN COUNTY

Form of Government:

Borough Council

Number of Members on Governing Body - 6

PER CAPITA: Gross Debt 208.22 PER CENT: Gross Debt .76
 Net Debt 105.28 Net Debt .38
 Debt Service 32.30 Tax Levy Collected 97.67
 Total Tax Levy 746.98 Tax Levy Cancelled, Abated
 Municipal Expenditures 341.03 or Adjusted

EXPENDITURES		REVENUES-REALIZED		1989 PROPERTY TAX	
GENERAL GOVERNMENT				STATE EQUALIZED TAX RATE	
Governing Body & Public Boards		1989 Property Taxes Collected	3,232,896.55	Local District School Taxes	1,317,501.00
Municipal Clerk		1989 Payments in Lieu of Taxes		Regional & Consolidated School Tax	
Financial Administration	11,100.00	Delinquent Tax & Lien Collections	57,203.96	School Taxes in Municipal Budget	
Assessment of Taxes	3,943.80	Business Personalty Replacement Taxes	26,706.83	County Taxes	1,222,483.57
Collection of Taxes	32,432.13	Taxes from Public Utilities	214,464.00	County Library Taxes	32,290.97
Planning, Housing & Development	3,657.00	Other Miscellaneous Tax Revenues		Local Municipal Purpose Taxes	693,500.00
Human Resources	24,363.65	State Aid Revenues	85,576.38	Veteran & Senior Citizen Taxes	78,250.00
Elections		Federal Aid Revenues		Total Taxes for Rate Computation	3,344,025.54
General Administration (other)	159,957.50	State and Local Fiscal Assistance Act Utilized		Special District Taxes	
JUDICIARY		Sale of Acquired Property		Bank Corp. Taxes	
Municipal Courts	33,676.00	Other Miscellaneous Revenues	323,533.16	Added and Omitted Taxes	43,355.07
PUBLIC SAFETY		Total	3,940,380.93	Total Taxes Levied - ABSTRACT	3,309,130.61
Fire Protection	43,099.56	Prior Years Surplus Appropriated	315,000.00	Total Taxes Billed	3,310,052.12
Police Protection	253,237.93	REVENUES TOTAL	4,255,380.93	1989 TAXES COLLECTED	3,232,896.55
Civil Defense & Disaster Control	5,898.16	Reserve For Uncollected Taxes	100,600.00	1989 Taxes Cancelled, Abated or Adjusted	
Environmental Inspection & Control	14,712.50	CAPITAL OUTLAY TOTAL	171,426.88	Transfer to Tax Title Liens or Foreclosed	
Other Public Safety				Balance Outstanding Dec. 31, 1989	77,155.57
PUBLIC WORKS		Public Enterprises		PRIOR YEARS TAXES OUTSTANDING	
Streets and Drainage	120,452.81	Recreation-Culture		Balance January 1, 1989	57,248.76
Sewers and Sewage Processing	33,944.75	Public Works	64,906.57	Collected in 1989	57,203.96
Garbage and Trash Disposal	201,900.00	Buildings and Grounds	106,520.31	Cancelled, Abated or Adjusted 1989	44.80
Public Buildings and Grounds	54,273.00	Library and Education		Transfers to Tax Title Liens or Foreclosed	
Other Public Works		Conservation		Balance December 31, 1989	
HEALTH and WELFARE		All Other		TAX TITLE LIENS OUTSTANDING	
Health Services Except Environmental	736.00			Balance January 1, 1989	17.54
Welfare-Public Assistance	4,951.75	CAPITAL DEBT AUTHORIZED, DECEMBER 31, 1989		Transfer From Taxes	
Hospital, Clinics, First Aid		ISSUED AND UNISSUED	GROSS DEBT	Redeemed in 1989	
Animal, Insect, & Radent Control	1,000.00	School	456,000	Cancelled, Abated or Adjusted (1989)	
Other Welfare Services		Self-Liquidating		Transfers to Foreclosed Property	
RECREATION and CONSERVATION		Other	466,400	Balance December 31, 1989	17.54
Beaches and Boardwalks		Total	922,400	PROPERTY ACQUIRED BY DEED OR FORECLOSURE	
Parks, Playgrounds, Shade Trees	5,397.00			Balance January 1, 1989	227.00
Land Reclamation & Conservation		ISSUED AND OUTSTANDING		Transfers From Taxes or Liens	
Other Recreational Services	10,031.03	School	456,000.00	Sale for Cash (1989)	
EDUCATION (excluding schools)		Self-Liquidating		Cancelled, Abated or Adjusted (1989)	
Libraries	22,259.00	Other	456,900.00	Balance December 31, 1989	227.00
Other Educational Services		Total	912,900.00	CURRENT FINANCES DECEMBER 31, 1989	
STATUTORY EXPENDITURES		EQUALIZED VALUATION BASIS		ASSETS	
Pensions & F. L. C. A.	83,793.24	FOR NET DEBT COMPUTATION	122,084,909	Cash Dec. 31, 1989	882,868.99
Employee Fringe Benefits	42,777.21	REAL PROPERTY VALUATIONS		Taxes Receivable	77,155.57
Other Statutory Expenditures	2,000.00	Code Class # of Parcels % VAL'N	ASSESSED VALUATION	Tax Title Liens	17.54
CETA And Other Public Employment Programs		1 Vacant Land 58 .49	337,400.00	Foreclosed Property	227.00
MUNICIPAL FUNCTIONS TOTAL	1,250,734.04	2 Residential 1304 30.78	39,430,200.00	Emergencies & Other Deferred Charges	264,230.90
CAPITAL IMPROVEMENTS *MEMO*	3,000.00	3 Farm		State and Federal Aid Receivable	
DEBT SERVICE		4a Commercial 80 12.55	6,128,000.00	Other Receivables	8,920.74
Principal Payments	105,500.00	4b Industrial 3 .51	249,900.00	Total	1,233,420.74
Interest Payments	37,590.20	4c Apartments 17 5.47	2,667,900.00	LIABILITIES, RESERVES, AND SURPLUS	
		Total 1462	43,812,400.00	Cash Liabilities	514,359.97
		Land Area .63 Sq. Miles		Reserves for Receivables	264,690.35
DEFERRED CHARGES	16,347.36	Net Valuation Taxable-Municipal	49,012,656	Surplus Dec. 31, 1989	454,370.42
SCHOOL, COUNTY, SPECIAL DISTRICT TAXES	2,572,275.54	Net Valuation Taxable-County	123,105,555	Total	1,233,420.74
RESERVE FOR UNCOLLECTED TAXES	100,600.00	State Equalized Valuation	133,283,424		
EXPENDITURES TOTAL	4,083,017.14	State Equalization Ratio	35.35		

Population 1980 23,570
 Population 1990 25,038
 S & P Rating
 Moody Rating A

General Tax Rate Per \$100. 3.72
 State Equalized Tax Rate 1.79

OCEAN TOWNSHIP - MONMOUTH COUNTY

Form of Government:

Council-Manager Plan A (OMCL 50)

Number of Members on Governing Body - 5

PER CAPITA:

Gross Debt 575.38
 Net Debt 384.55
 Debt Service 57.77
 Total Tax Levy 1,359.06
 Municipal Expenditures 537.42

PER CENT:

Gross Debt .92
 Net Debt .61
 Tax Levy Collected 97.80
 Tax Levy Cancelled, Abated or Adjusted

EXPENDITURES		REVENUES-REALIZED		1989 PROPERTY TAX	
GENERAL GOVERNMENT		REVENUES		STATE EQUALIZED TAX RATE	
Governing Body & Public Boards	25,700.00	1989 Property Taxes Collected	33,294,875.40	Local District School Taxes	
Municipal Clerk	93,553.00	1989 Payments in Lieu of Taxes	29,280.44	Regional & Consolidated School Tax	.99
Financial Administration	136,224.50	Delinquent Tax & Lien Collections	802,055.00	School Taxes in Municipal Budget	
Assessment of Taxes	472,111.00	Business Personalty Replacement Taxes	152,845.64	County Taxes	.39
Collection of Taxes	71,411.00	Taxes from Public Utilities	1,570,181.00	County Library Taxes	.01
Planning, Housing & Development	133,937.00	Other Miscellaneous Tax Revenues		Local Municipal Purpose Taxes	.39
Human Resources	294,150.86	State Aid Revenues	234,860.60	Veteran & Senior Citizen Taxes	
Elections	6,740.00	Federal Aid Revenues		Total Taxes for Rate Computation	1.78
General Administration (other)	1,754,883.00	State and Local Fiscal Assistance Act Utilized		Special District Taxes	
JUDICIARY		Sale of Acquired Property		Bank Corp. Taxes	
Municipal Courts	131,027.00	Other Miscellaneous Revenues	2,236,335.31	Added and Omitted Taxes	525,627.21
PUBLIC SAFETY		Total	38,320,433.39	Total Taxes Levied - ABSTRACT	34,030,378.18
Fire Protection	2,737,057.00	Prior Years Surplus Appropriated	2,210,000.00	Total Taxes Billed	34,042,398.95
Police Protection	1,314.00	REVENUES TOTAL	40,530,433.39	1989 TAXES COLLECTED	33,294,875.40
Civil Defense & Disaster Control	153,294.00	Reserve For Uncollected Taxes	967,285.63	1989 Taxes Cancelled, Abated or Adjusted	1,170.47
Environmental Inspection & Control		CAPITAL OUTLAY TOTAL	1,228,946.32	Transfer to Tax Title Liens or Foreclosed	230.18
Other Public Safety		Public Enterprises		Balance Outstanding Dec. 31, 1989	746,122.90
PUBLIC WORKS		Recreation-Culture	25,098.32	PRIOR YEARS TAXES OUTSTANDING	
Streets and Drainage	2,103,126.00	Public Works	608,067.20	Balance January 1, 1989	811,630.84
Sewers and Sewage Processing	683,199.00	Buildings and Grounds	595,780.80	Collected in 1989	802,055.00
Garbage and Trash Disposal	515,830.00	Library and Education		Cancelled, Abated or Adjusted 1989	6,710.48
Public Buildings and Grounds	107,000.00	Conservation		Transfers to Tax Title Liens or Foreclosed	17.14
Other Public Works		All Other		Balance December 31, 1989	2,848.22
HEALTH and WELFARE		CAPITAL DEBT AUTHORIZED, DECEMBER 31, 1989		TAX TITLE LIENS OUTSTANDING	
Health Services Except Environmental	140,813.00	ISSUED AND UNISSUED		Balance January 1, 1989	514.93
Welfare-Public Assistance	17,000.00	School	4,674,338	Transfer From Taxes	279.38
Hospital, Clinics, First Aid		Self-Liquidating		Redeemed in 1989	
Animal, Insect, & Rodent Control	10,000.00	Other	9,743,630	Cancelled, Abated or Adjusted (1989)	
Other Welfare Services		Total	14,417,968	Transfers to Foreclosed Property	
RECREATION and CONSERVATION		ISSUED AND OUTSTANDING		Balance December 31, 1989	794.31
Beaches and Boardwalks		School	4,674,338.90	PROPERTY ACQUIRED BY DEED OR FORECLOSURE	
Parks, Playgrounds, Shade Trees	1,000.00	Self-Liquidating	3,300,000.00	Balance January 1, 1989	539,484.31
Land Reclamation & Conservation	93,733.00	Other	12,974,338.90	Transfers From Taxes or Liens	
Other Recreational Services	277,093.00	Total		Sale for Cash (1989)	
EDUCATION (excluding schools)		EQUALIZED VALUATION BASIS FOR NET DEBT COMPUTATION		Cancelled, Abated or Adjusted (1989)	
Libraries	36,600.00	REAL PROPERTY VALUATIONS		Balance December 31, 1989	539,484.31
Other Educational Services		Code Class # of Parcels % VAL'N		CURRENT FINANCES DECEMBER 31, 1989	
STATUTORY EXPENDITURES		1 Vacant Land 944 3.84		ASSETS	
Pensions & F. I. C. A.	815,538.00	2 Residential 6531 73.30		Cash Dec. 31, 1989	6,118,992.78
Employee Fringe Benefits		3 Farm 9 .15		Taxes Receivable	748,971.12
Other Statutory Expenditures		4a Commercial 341 16.81		Tax Title Liens	794.31
CETA And Other Public Employment Programs		4b Industrial 8 .38		Foreclosed Property	539,484.31
MUNICIPAL FUNCTIONS TOTAL	10,834,334.36	4c Apartments 14 5.51		Emergencies & Other Deferred Charges	424,500.00
CAPITAL IMPROVEMENTS *MEMO*	20,000.00	Total	7847	State and Federal Aid Receivable	86,969.50
DEBT SERVICE		Land Area 11.20 Sq. Miles		Other Receivables	57,962.97
Principal Payments	845,000.00	Net Valuation Taxable-Municipal	866,205,632	Total	7,977,674.99
Interest Payments	602,476.25	Net Valuation Taxable-County	1,697,559,158	LIABILITIES, RESERVES, AND SURPLUS	
DEFERRED CHARGES		State Equalized Valuation	1,799,394,430	Cash Liabilities	2,978,664.76
SCHOOL, COUNTY, SPECIAL DISTRICT TAXES	26,461,896.55	State Equalization Ratio	48.07	Reserves for Receivables	1,342,682.71
RESERVE FOR UNCOLLECTED TAXES	967,285.63			Surplus Dec. 31, 1989	3,656,327.52
EXPENDITURES TOTAL	39,928,535.81			Total	7,977,674.99

1520
 Population 1980 3,731
 Population 1990 5,416
 S & P Rating
 Moody Rating

General Tax Rate Per \$100. 3.19
 State Equalized Tax Rate 1.61

OCEAN TOWNSHIP - OCEAN COUNTY
 Form of Government:
 Township Committee
 Number of Members on Governing Body - 3

PER CAPITA: PER CENT:
 Gross Debt 202.16 Gross Debt .33
 Net Debt 83.46 Net Debt .13
 Debt Service 10.24 Tax Levy Collected 92.47
 Total Tax Levy 1,218.55 Tax Levy Cancelled, Abated
 Municipal Expenditures 533.41 or Adjusted .38

EXPENDITURES		REVENUES-REALIZED		1989 PROPERTY TAX	
GENERAL GOVERNMENT				STATE EQUALIZED TAX RATE	
Governing Body & Public Boards		1989 Property Taxes Collected	6,103,087.62	Local District School Taxes	.99
Municipal Clerk		1989 Payments in Lieu of Taxes		Regional & Consolidated School Tax	
Financial Administration	39,590.26	Delinquent Tax & Lien Collections	297,439.71	School Taxes in Municipal Budget	
Assessment of Taxes	123,766.25	Business Personalty Replacement Taxes	12,628.92	County Taxes	.35 *
Collection of Taxes	41,217.60	Taxes from Public Utilities	498,735.00	County Library Taxes	.02
Planning, Housing & Development	56,197.80	Other Miscellaneous Tax Revenues		Local Municipal Purpose Taxes	.24
Human Resources	36,878.00	State Aid Revenues	22,943.12	Veteran & Senior Citizen Taxes	
Elections	860.00	Federal Aid Revenues		Total Taxes for Rate Computation	1.60
General Administration (other)	253,536.68	State and Local Fiscal Assistance Act Utilized		Special District Taxes	
JUDICIARY		Sale of Acquired Property	5,519.50	Bank Corp. Taxes	
Municipal Courts	37,100.00	Other Miscellaneous Revenues	896,717.82	Added and Omitted Taxes	
PUBLIC SAFETY		Total	7,837,121.69	Total Taxes Levied - ABSTRACT	
Fire Protection	30,748.00	Prior Years Surplus Appropriated	800,000.00	Total Taxes Billed	
Police Protection	540,555.19	REVENUES TOTAL	2,637,121.69	1989 TAXES COLLECTED	
Civil Defense & Disaster Control	1,000.00	RESERVE FOR UNCOLLECTED TAXES	550,000.00	1989 Taxes Cancelled, Abated or Adjusted	
Environmental Inspection & Control	15,009.15	CAPITAL OUTLAY TOTAL	193,858.62	Transfer to Tax Title Liens or Foreclosed	
Other Public Safety		Public Enterprises		Balance Outstanding Dec. 31, 1989	
PUBLIC WORKS		Recreation—Culture	7,557.33	PRIOR YEARS TAXES OUTSTANDING	
Streets and Drainage	246,151.74	Public Works	186,300.79	Balance January 1, 1989	
Sewers and Sewage Processing		Buildings and Grounds		Collected in 1989	
Garbage and Trash Disposal	487,000.00	Library and Education		Cancelled, Abated or Adjusted 1989	
Public Buildings and Grounds	40,134.79	Conservation		Transfers to Tax Title Liens or Foreclosed	
Other Public Works	1,677.50	All Other		Balance December 31, 1989	
HEALTH and WELFARE		CAPITAL DEBT AUTHORIZED, DECEMBER 31, 1989		TAX TITLE LIENS OUTSTANDING	
Health Services Except Environmental	7,855.00	ISSUED AND UNISSUED		Balance January 1, 1989	
Welfare—Public Assistance	12,350.00	School	639,000	Transfer From Taxes	
Hospital, Clinics, First Aid		Self-Liquidating		Redeemed in 1989	
Animal, Insect, & Rodent Control	3,987.20	Other	455,983	Cancelled, Abated or Adjusted (1989)	
Other Welfare Services		Total	1,094,983	Transfers to Foreclosed Property	
RECREATION and CONSERVATION		ISSUED AND OUTSTANDING		Balance December 31, 1989	
Beaches and Boardwalks	7,000.00	School	639,000.00	PROPERTY ACQUIRED BY DEED OR FORECLOSURE	
Parks, Playgrounds, Shade Trees	970.90	Self-Liquidating		Balance January 1, 1989	
Land Reclamation & Conservation	4,773.30	Other	344,169.00	Transfers From Taxes or Liens	
Other Recreational Services	14,610.13	Total	983,169.00	Sale for Cash (1989)	
EDUCATION (excluding schaaals)		EQUALIZED VALUATION BASIS FOR NET DEBT COMPUTATION		Cancelled, Abated or Adjusted (1989)	
Libraries	6,500.00	REAL PROPERTY VALUATIONS		Balance December 31, 1989	
Other Educational Services		Code Class # of Parcels % VAL'N		CURRENT FINANCES DECEMBER 31, 1989	
STATUTORY EXPENDITURES		1 Vacant Land 1356 10.27		ASSETS	
Pensions & F. L. C. A.	99,754.53	2 Residential 2725 82.14		Cash Dec. 31, 1989	
Employee Fringe Benefits	146,000.00	3 Farm 2		Taxes Receivable	
Other Statutory Expenditures	5,836.93	4a Commercial 79 7.35		Tax Title Liens	
CETA And Other Public Employment Programs		4b Industrial 2 .23		Foreclosed Property	
MUNICIPAL FUNCTIONS TOTAL	2,261,111.00	4c Apartments		Emergencies & Other Deferred Charges	
CAPITAL IMPROVEMENTS * MEMO*	25,000.00	Total 4163		State and Federal Aid Receivable	
DEBT SERVICE		Land Area 20.62 Sq. Miles		Other Receivables	
Principal Payments	40,000.00	Net Valuation Taxable—Municipal	201,354,180	Total	
Interest Payments	15,456.38	Net Valuation Taxable—County	357,208,430	LIABILITIES, RESERVES, AND SURPLUS	
DEFERRED CHARGES		State Equalized Valuation	398,204,795	Cash Liabilities	
SCHOOL, COUNTY, SPECIAL DISTRICT TAXES	5,459,377.40	State Equalization Ratio	50.47	Reserves for Receivables	
RESERVE FOR UNCOLLECTED TAXES	550,000.00			Surplus Dec. 31, 1989	
EXPENDITURES TOTAL	8,347,344.78			Total	

*Includes County Health Service Taxes, County Vocational School Taxes, or County Open Space Tax. See Table 13.

0508
 Population 1980 13,949
 Population 1990 15,512
 S & P Rating A-
 Moody Rating AAA

General Tax Rate Per \$100. 1.17
 State Equalized Tax Rate 1.36

OCEAN CITY CITY - CAPE MAY COUNTY
 Form of Government:
 Mayor-Council Plan D (OMCL 50)
 Number of Members on Governing Body - 7

PER CAPITA:
 Gross Debt 2,480.77
 Net Debt 1,997.12
 Debt Service 263.06
 Total Tax Levy 2,512.04
 Municipal Expenditures 1,592.04

PER CENT:
 Gross Debt 1.57
 Net Debt 1.26
 Tax Levy Collected 96.67
 Tax Levy Cancelled, Abated or Adjusted .75

EXPENDITURES	REVENUES-REALIZED	1989 PROPERTY TAX	
GENERAL GOVERNMENT		STATE EQUALIZED TAX RATE	
Governing Body & Public Boards	74,330.00	Local District School Taxes	40
Municipal Clerk	153,900.00	Regional & Consalidated Schaal Tax	
Financial Administration	477,650.00	School Taxes in Municipal Budget	115,200.00
Assessment of Taxes	137,340.00	County Taxes	.37
Collection of Taxes	185,640.00	County Library Taxes	
Planning, Housing & Development	220,790.00	Local Municipal Purpose Taxes	.58
Human Resources	524,047.18	Veteran & Senior Citizen Taxes	
Elections		Total Taxes for Rate Computation	1.35
General Administration (other)	3,694,880.00	Special District Taxes	
JUDICIARY		Bank Corp. Taxes	
Municipal Courts	202,800.00	Added and Omitted Taxes	183,654.28
PUBLIC SAFETY		Total Taxes Levied - ABSTRACT	38,966,820.11
Fire Protection	2,098,578.00	Total Taxes Billed	38,971,476.90
Police Protection	3,717,519.00	1989 TAXES COLLECTED	37,675,094.49
Civil Defense & Disaster Control	23,600.00	1989 Taxes Cancelled, Abated or Adjusted	290,967.56
Environmental Inspection & Control	362,430.00	Transfer to Tax Title Liens or Foreclosed	25,768.60
Other Public Safety		Balance Outstanding Dec. 31, 1989	979,646.25
PUBLIC WORKS		PRIOR YEARS TAXES OUTSTANDING	
Streets and Drainage	1,433,730.00	Balance January 1, 1989	859,328.10
Sewers and Sewage Processing		Collected in 1989	846,083.06
Garbage and Trash Disposal		Cancelled, Abated or Adjusted 1989	1,353.00
Public Buildings and Grounds		Transfers to Tax Title Liens or Foreclosed	11,892.04
Other Public Works	2,791,130.00	Balance December 31, 1989	
HEALTH and WELFARE		TAX TITLE LIENS OUTSTANDING	
Health Services Except Environmental		Balance January 1, 1989	14,130.26
Welfare-Public Assistance	30,000.00	Transfer From Taxes	39,351.78
Hospital, Clinics, First Aid		Redeemed in 1989	2,419.96
Animal, Insect, & Rodent Control	34,200.00	Cancelled, Abated or Adjusted (1989)	
Other Welfare Services		Transfers to Foreclosed Property	
RECREATION and CONSERVATION		Balance December 31, 1989	51,062.08
Beaches and Boardwalks		PROPERTY ACQUIRED BY DEED OR FORECLOSURE	
Parks, Playgrounds, Shade Trees	131,550.00	Balance January 1, 1989	261,176.00
Land Reclamation & Conservation	322,400.00	Transfers From Taxes or Liens	
Other Recreational Services	350,410.13	Sale for Cash (1989)	
EDUCATION (excluding schools)		Cancelled, Abated or Adjusted (1989)	
Libraries	471,359.00	Balance December 31, 1989	261,176.00
Other Educational Services		CURRENT FINANCES DECEMBER 31, 1989	
STATUTORY EXPENDITURES		ASSETS	
Pensions & F. L. C. A.	1,628,000.00	Cash Dec. 31, 1989	3,833,722.99
Employee Fringe Benefits		Taxes Receivable	979,646.25
Other Statutory Expenditures	60,000.00	Tax Title Liens	51,062.08
CETA And Other Public Employment Programs		Foreclosed Property	261,176.00
MUNICIPAL FUNCTIONS TOTAL	19,128,853.31	Emergencies & Other Deferred Charges	354,777.05
CAPITAL IMPROVEMENTS *MEMO*	274,000.00	State and Federal Aid Receivable	21,416.70
DEBT SERVICE		Other Receivables	100,000.00
Principal Payments	2,156,895.52	Total	5,601,801.07
Interest Payments	1,923,714.47	LIABILITIES, RESERVES, AND SURPLUS	
TYPE I SCHL DEBT *MEMO	115,200.00	Cash Liabilities	2,049,422.16
DEFERRED CHARGES	386,233.65	Reserves for Receivables	1,391,884.33
SCHOOL, COUNTY, SPECIAL DISTRICT TAXES	22,120,652.54	Surplus Dec. 31, 1989	2,160,494.58
RESERVE FOR UNCOLLECTED TAXES	1,100,000.00	Total	5,601,801.07
EXPENDITURES TOTAL	46,816,349.49		
		REVENUES-REALIZED	
		1989 Property Taxes Collected	37,675,094.49
		1989 Payments in Lieu of Taxes	
		Delinquent Tax & Lien Collections	843,503.02
		Business Personalty Replacement Taxes	223,828.16
		Taxes from Public Utilities	2,047,262.00
		Other Miscellaneous Tax Revenues	
		State Aid Revenues	273,725.61
		Federal Aid Revenues	
		State and Local Fiscal Assistance Act Utilized	
		Sole of Acquired Property	
		Other Miscellaneous Revenues	4,270,968.80
		Total	45,344,332.03
		Prior Years Surplus Appropriated	1,350,000.00
		REVENUES TOTAL	46,694,332.03
		Reserve For Uncollected Taxes	1,100,000.00
		CAPITAL OUTLAY TOTAL	6,519,829.92
		Public Enterprises	
		Recreation-Culture	
		Public Works	3,904,922.66
		Buildings and Grounds	2,614,907.16
		Library and Education	
		Conservation	
		All Other	
		CAPITAL DEBT AUTHORIZED, DECEMBER 31, 1989	
		ISSUED AND UNISSUED	
		School	6,247,000
		Self-Liquidating	141,000
		Other	32,093,763
		Total	38,481,763
		GROSS DEBT	
		School	6,247,000
		Self-Liquidating	141,000
		Other	30,838,348
		Total	30,979,348
		NET DEBT	
		School	6,247,000.00
		Self-Liquidating	141,000.00
		Other	28,112,436.78
		Total	34,500,436.78
		ISSUED AND OUTSTANDING	
		School	6,247,000.00
		Self-Liquidating	141,000.00
		Other	28,112,436.78
		Total	34,500,436.78
		EQUALIZED VALUATION BASIS FOR NET DEBT COMPUTATION	2,455,022,937
		REAL PROPERTY VALUATIONS	
		Code Class # of Parcels % VAL'N	ASSESSED VALUATION
		1 Vacant Land 1737 3.43	113,883,400.00
		2 Residential 13448 87.05	2,890,426,400.00
		3 Form	
		4a Commercial 456 7.50	249,113,400.00
		4b Industrial 3 .02	579,100.00
		4c Apartments 65 1.99	66,228,900.00
		Total 15709	3,320,231,200.00
		Land Area 5.83 Sq. Miles	
		Net Valuation Taxable-Municipal	3,326,571,712
		Net Valuation Taxable-County	2,462,578,817
		State Equalized Valuation	2,868,115,378
		State Equalization Ratio	116.02

Population 1980 1,385
 Population 1990 2,078
 S & P Rating
 Moody Rating

General Tax Rate Per \$100. 1.44
 State Equalized Tax Rate 1.62

OCEAN GATE BOROUGH - OCEAN COUNTY
 Form of Government:
 Borough Council
 Number of Members on Governing Body - 6

PER CAPITA: PER CENT:
 Gross Debt 992.58 Gross Debt 2.22
 Net Debt 457.29 Net Debt 1.02
 Debt Service 9.62 Tax Levy Collected 92.97
 Total Tax Levy 866.24 Tax Levy Cancelled, Abated
 Municipal Expenditures 403.98 or Adjusted .40

EXPENDITURES		REVENUES-REALIZED		1989 PROPERTY TAX	
GENERAL GOVERNMENT		REVENUES-REALIZED		STATE EQUALIZED TAX RATE	
Governing Body & Public Boards		1989 Property Taxes Collected	1,674,005.55	Local District School Taxes	.50 553,948.00
Municipal Clerk		1989 Payments in Lieu of Taxes		Regional & Consolidated School Tax	.33 370,140.23
Financial Administration	4,000.00	Delinquent Tax & Lien Collections	86,602.10	Schaal Taxes in Municipal Budget	
Assessment of Taxes	5,155.10	Business Personalty Replacement Taxes	2,976.28	County Taxes	.35 * 387,879.98
Collection of Taxes	15,013.60	Taxes from Public Utilities	100,257.00	County Library Taxes	.02 25,439.72
Planning, Housing & Development	8,198.21	Other Miscellaneous Tax Revenues		Local Municipal Purpose Taxes	.41 460,700.00
Human Resources		State Aid Revenues	13,369.24	Veteran & Senior Citizen Taxes	
Elections		Federal Aid Revenues		Total Taxes for Rate Computation	1.61 1,830,307.93
General Administration (other)	133,219.44	State and Local Fiscal Assistance Act Utilized		Special District Taxes	
JUDICIARY		Sale of Acquired Property		Bank Corp. Taxes	
Municipal Courts	17,507.10	Other Miscellaneous Revenues	164,167.03	Added and Omitted Taxes	1,939.01
PUBLIC SAFETY		Total	2,041,377.21	Total Taxes Levied - ABSTRACT	1,800,046.94
Fire Protection	3,676.87	Prior Years Surplus Appropriated	30,000.00	Total Taxes Billed	1,800,650.90
Police Protection	201,544.74	REVENUES TOTAL	2,071,377.21	1989 TAXES COLLECTED	1,674,005.56
Civil Defense & Disaster Control	36.65	Reserve For Uncollected Taxes	107,500.80	1989 Taxes Cancelled, Abated or Adjusted	7,126.99
Environmental Inspection & Control	2,610.55	CAPITAL OUTLAY TOTAL	81,627.52	Transfer to Tax Title Liens or Foreclosed	3,762.35
Other Public Safety		Public Enterprises	49,243.42	Balance Outstanding Dec. 31, 1989	115,756.00
PUBLIC WORKS		Recreation-Culture		PRIOR YEARS TAXES OUTSTANDING	
Streets and Drainage	125,114.10	Public Works	32,069.79	Balance January 1, 1989	90,505.98
Sewers and Sewage Processing	41,513.61	Buildings and Grounds		Collected in 1989	86,602.10
Garbage and Trash Disposal	30,311.18	Library and Education		Cancelled, Abated or Adjusted 1989	
Public Buildings and Grounds	10,300.00	Conservation	314.33	Transfers to Tax Title Liens or Foreclosed	3,530.46
Other Public Works		All Other		Balance December 31, 1989	373.42
HEALTH and WELFARE		CAPITAL DEBT AUTHORIZED, DECEMBER 31, 1989		TAX TITLE LIENS OUTSTANDING	
Health Services Except Environmental	300.00	ISSUED AND UNISSUED		Balance January 1, 1989	293.21
Welfare-Public Assistance	4,100.00	Schaal	81,403.43	Transfer From Taxes	7,611.70
Hospital, Clinics, First Aid		Self-Liquidating	1,821,683	Redeemed in 1989	
Animal, Insect, & Radent Control	982.30	Other	159,500	Cancelled, Abated or Adjusted (1989)	
Other Welfare Services		Total	2,002,586	Transfers to Foreclosed Property	
RECREATION and CONSERVATION		ISSUED AND OUTSTANDING		Balance December 31, 1989	7,904.91
Beaches and Boardwalks	24,793.58	Schaal	81,403.43	PROPERTY ACQUIRED BY DEED OR FORECLOSURE	
Parks, Playgrounds, Shade Trees		Self-Liquidating	1,805,797.12	Balance January 1, 1989	15,900.00
Land Reclamation & Conservation		Other	55,000.00	Transfers From Taxes or Liens	
Other Recreational Services	3,926.26	Total	1,942,200.60	Sale for Cash (1989)	6,750.00
EDUCATION (excluding schools)		EQUALIZED VALUATION BASIS FOR NET DEBT COMPUTATION		Cancelled, Abated or Adjusted (1989)	
Libraries		REAL PROPERTY VALUATIONS		Balance December 31, 1989	9,150.00
Other Educational Services		Code Class # of Parcels % VAL'N ASSESSED VALUATION		CURRENT FINANCES DECEMBER 31, 1989	
STATUTORY EXPENDITURES		1 Vacant Land 99 3.18 3,963,900.00		ASSETS	
Pensions & F. L. C. A.	31,630.79	2 Residential 995 94.07 117,370,700.00		Cash Dec. 31, 1989	489,342.21
Employee Fringe Benefits	20,000.00	3 Farm 18 2.75 3,437,000.00		Taxes Receivable	116,129.42
Other Statutory Expenditures	1,500.00	4a Commercial 18 2.75 3,437,000.00		Tax Title Liens	7,904.91
CETA And Other Public Employment Programs		4b Industrial		Foreclosed Property	9,150.00
MUNICIPAL FUNCTIONS TOTAL	691,454.03	4c Apartments		Emergencies & Other Deferred Charges	47,558.27
CAPITAL IMPROVEMENTS *MEMO*		Total	1111 124,771,600.00	State and Federal Aid Receivable	9,494.32
DEBT SERVICE		Land Area .50 Sq. Miles		Other Receivables	1,829.83
Principal Payments	20,000.00	Net Valuation Taxable-Municipal	125,045,873	Total	681,408.96
Interest Payments		Net Valuation Taxable-County	97,915,359	LIABILITIES, RESERVES, AND SURPLUS	
DEFERRED CHARGES		State Equalized Valuation	111,182,362	Cash Liabilities	485,175.71
SCHOOL, COUNTY, SPECIAL DISTRICT TAXES	1,337,407.93	State Equalization Ratio	112.50	Reserves for Receivables	135,014.16
RESERVE FOR UNCOLLECTED TAXES	107,500.80			Surplus Dec. 31, 1989	61,219.09
EXPENDITURES TOTAL	2,175,836.25			Total	681,408.96

*Includes County Health Service Taxes, County Vocational Schaal Taxes, or County Open Space Tax. See Table 13.

Population 1980 5,383
 Population 1990 8,145
 S & P Rating A
 Moody Rating

General Tax Rate Per \$100. 3.53
 State Equalized Tax Rate 1.61

OCEANPORT BOROUGH - MONMOUTH CO.

Form of Government:

Borough Council

Number of Members on Governing Body - 6

PER CAPITA: PER CENT:
 Gross Debt 298.61 Gross Debt .43
 Net Debt 215.30 Net Debt .31
 Debt Service 17.87 Tax Levy Collected 97.63
 Total Tax Levy 1,269.82 Tax Levy Cancelled, Abated
 Municipal Expenditures 466.92 or Adjusted

EXPENDITURES		REVENUES-REALIZED		1989 PROPERTY TAX	
GENERAL GOVERNMENT		REVENUES-REALIZED		STATE EQUALIZED TAX RATE	
Governing Body & Public Boards		1989 Property Taxes Collected	7,619,098.89	Local District School Taxes	.55 2,669,369.00
Municipal Clerk		1989 Payments in Lieu of Taxes	29,945.00	Regional & Consolidated School Tax	.38 1,852,431.56
Financial Administration	73,307.28	Delinquent Tax & Lien Collections	172,368.77	School Taxes in Municipal Budget	
Assessment of Taxes	95,379.00	Business Personalty Replacement Taxes	30,207.74	County Taxes	.39 1,879,552.37
Collection of Taxes	32,024.93	Taxes from Public Utilities	382,680.00	County Library Taxes	.01 60,467.21
Planning, Housing & Development	19,461.06	Other Miscellaneous Tax Revenues		Local Municipal Purpose Taxes	.26 1,272,200.00
Human Resources	22,934.00	State Aid Revenues	34,578.60	Veteran & Senior Citizen Taxes	
Elections		Federal Aid Revenues		Total Taxes for Rate Computation	1.59 7,765,870.14
General Administration (other)	343,609.05	State and Local Fiscal Assistance Act Utilized		Special District Taxes	
JUDICIARY		Sale of Acquired Property		Bank Corp. Taxes	
Municipal Courts	26,328.85	Other Miscellaneous Revenues	469,789.88	Added and Omitted Taxes	70,313.11
PUBLIC SAFETY		Total	8,783,668.88	Total Taxes Levied - ABSTRACT	7,804,333.25
Fire Protection	53,554.24	Prior Years Surplus Appropriated	458,000.00	Total Taxes Billed	7,804,333.25
Police Protection	711,379.00	REVENUES TOTAL	9,246,668.38	1989 TAXES COLLECTED	7,619,098.89
Civil Defense & Disaster Control	3,800.00	Reserve for Uncollected Taxes	366,716.55	1989 Taxes Cancelled, Abated or Adjusted	
Environmental Inspection & Control	37,466.00	CAPITAL OUTLAY TOTAL	138,385.58	Transfer to Tax Title Liens or Foreclosed	
Other Public Safety		Public Enterprises		Balance Outstanding Dec. 31, 1989	185,234.36
PUBLIC WORKS		Recreation-Culture	249.05	PRIOR YEARS TAXES OUTSTANDING	
Streets and Drainage	173,634.26	Public Works	136,743.77	Balance January 1, 1989	220,481.05
Sewers and Sewage Processing		Buildings and Grounds	1,391.76	Collected in 1989	172,368.77
Garbage and Trash Disposal	428,341.00	Library and Education		Cancelled, Abated or Adjusted 1989	
Public Buildings and Grounds	91,715.25	Conservation		Transfers to Tax Title Liens or Foreclosed	
Other Public Works	2,000.00	All Other		Balance December 31, 1989	48,112.28
HEALTH and WELFARE		CAPITAL DEBT AUTHORIZED, DECEMBER 31, 1989		TAX TITLE LIENS OUTSTANDING	
Health Services Except Environmental	33,993.41	ISSUED AND UNISSUED		Balance January 1, 1989	8,462.40
Welfare-Public Assistance	3,807.26	School	512,014	Transfer From Taxes	
Hospital, Clinics, First Aid		Self-Liquidating		Redeemed in 1989	
Animal, Insect, & Rodent Control		Other	1,323,243	Cancelled, Abated or Adjusted (1989)	
Other Welfare Services		Total	1,835,258	Transfers to Foreclosed Property	
RECREATION and CONSERVATION		ISSUED AND OUTSTANDING		Balance December 31, 1989	8,462.40
Beaches and Boardwalks		School	512,014.92	PROPERTY ACQUIRED BY DEED OR FORECLOSURE	
Parks, Playgrounds, Shade Trees	23,535.14	Self-Liquidating		Balance January 1, 1989	175,750.00
Land Reclamation & Conservation	32,134.00	Other	998,140.00	Transfers From Taxes or Liens	
Other Recreational Services	4,716.51	Total	1,510,154.92	Sale for Cash (1989)	
EDUCATION (excluding schools)		EQUALIZED VALUATION BASIS		Cancelled, Abated or Adjusted (1989)	
Libraries	3,250.00	FOR NET DEBT COMPUTATION	423,087.562	Balance December 31, 1989	175,750.00
Other Educational Services		REAL PROPERTY VALUATIONS		CURRENT FINANCES DECEMBER 31, 1989	
STATUTORY EXPENDITURES		Code Class # of Parcels % VAL'N ASSESSED VALUATION		ASSETS	
Pensions & F. I. C. A.	151,718.73	1 Vacant Land 224 2.16 4,737,000.00		Cash Dec. 31, 1989	2,833,106.47
Employee Fringe Benefits		2 Residential 1778 72.83 159,375,000.00		Taxes Receivable	233,346.64
Other Statutory Expenditures	4,000.00	3 Farm 1 2,300.00		Tax Title Liens	8,462.40
CETA And Other Public Employment Programs		4a Commercial 52 20.84 45,604,100.00		Foreclosed Property	175,750.00
MUNICIPAL FUNCTIONS TOTAL	2,387,649.97	4b Industrial 1 4.09 8,959,600.00		Emergencies & Other Deferred Charges	89,695.31
CAPITAL IMPROVEMENTS * MEMO *	5,386.58	4c Apartments 1 .07 153,500.00		State and Federal Aid Receivable	45.09
DEBT SERVICE		Total	2057 218,831,500.00	Other Receivables	9,470.13
Principal Payments	65,000.00	Land Area 3.10 Sq. Miles		Total	3,349,876.04
Interest Payments	44,859.00	Net Valuation Taxable-Municipal	219,301,384	LIABILITIES, RESERVES, AND SURPLUS	
DEFERRED CHARGES	5,470.71	Net Valuation Taxable-County	448,386,949	Cash Liabilities	2,297,286.88
SCHOOL, COUNTY, SPECIAL DISTRICT TAXES	6,461,820.14	State Equalized Valuation	481,101,336	Reserves for Receivables	427,029.17
RESERVE FOR UNCOLLECTED TAXES	366,716.55	State Equalization Ratio	45.53	Surplus Dec. 31, 1989	625,559.99
EXPENDITURES TOTAL	9,331,515.37			Total	3,349,876.04

*Includes County Health Service Taxes, County Vocational School Taxes, or County Open Space Tax. See Table 13.

1916
 Population 1980 2,737
 Population 1990 2,722
 S & P Rating
 Moody Rating BAA

General Tax Rate Per \$100. 1.88
 State Equalized Tax Rate 2.32

OGDENSBURG BORO. - SUSSEX CO.

Form of Government:

Borough Council

Number of Members on Governing Body - 6

PER CAPITA:
 Gross Debt 1,174.79
 Net Debt 261.98
 Debt Service 25.89
 Total Tax Levy 974.95
 Municipal Expenditures 548.78

PER CENT:
 Gross Debt 3.04
 Net Debt .63
 Tax Levy Collected 92.25
 Tax Levy Cancelled, Abated or Adjusted 2.46

EXPENDITURES		REVENUES-REALIZED			1989 PROPERTY TAX	
GENERAL GOVERNMENT		REVENUES			STATE EQUALIZED TAX RATE	
Governing Body & Public Boards		1989 Property Taxes Collected	2,453,359.34		Local District School Taxes	.74 838,279.00
Municipal Clerk		1989 Payments in Lieu of Taxes			Regional & Consolidated School Tax	.56 635,792.65
Financial Administration	18,000.00	Delinquent Tax & Lien Collections	103,845.70		School Taxes in Municipal Budget	
Assessment of Taxes	18,500.00	Business Personalty Replacement Taxes	68,393.90		County Taxes	.38 * 429,639.75
Collection of Taxes	17,710.00	Taxes from Public Utilities	63,143.00		County Library Taxes	.02 20,724.26
Planning, Housing & Development	61,127.93	Other Miscellaneous Tax Revenues			Local Municipal Purpose Taxes	.61 693,709.94
Human Resources	23,523.51	State Aid Revenues	40,884.07		Veteran & Senior Citizen Taxes	
Elections	1,300.00	Federal Aid Revenues			Total Taxes for Rate Computation	2.31 2,644,096.60
General Administration (other)	177,956.85	State and Local Fiscal Assistance Act Utilized	431.00		Special District Taxes	
JUDICIARY		Sole of Acquired Property			Bank Corp. Taxes	
Municipal Courts	17,698.10	Other Miscellaneous Revenues	568,263.61		Added and Omitted Taxes	
PUBLIC SAFETY		Total	3,303,320.68		Total Taxes Levied - ABSTRACT	2,053,820.79
Fire Protection	28,252.90	Prior Years Surplus Appropriated			Total Taxes Billed	2,659,564.06
Police Protection	216,309.18	REVENUES TOTAL	3,303,320.68		1989 TAXES COLLECTED	2,453,359.34
Civil Defense & Disaster Control	725.00	Reserve For Uncollected Taxes	142,317.09		1989 Taxes Cancelled, Abated or Adjusted	65,524.50
Environmental Inspection & Control	6,050.00	CAPITAL OUTLAY TOTAL	127,958.93		Transfer to Tax Title Liens or Foreclosed	4,169.84
Other Public Safety		Public Enterprises	96,846.10		Balance Outstanding Dec. 31, 1989	136,510.33
PUBLIC WORKS		Recreation-Culture			PRIOR YEARS TAXES OUTSTANDING	
Streets and Drainage	171,341.00	Public Works	29,982.17		Balance January 1, 1989	109,139.31
Sewers and Sewage Processing	169,000.00	Buildings and Grounds	1,130.66		Collected in 1989	108,845.70
Garbage and Trash Disposal	45,818.07	Library and Education			Cancelled, Abated or Adjusted 1989	68.86
Public Buildings and Grounds	2,098.63	Conservation			Transfers to Tax Title Liens or Foreclosed	224.75
Other Public Works		All Other			Balance December 31, 1989	
HEALTH and WELFARE		CAPITAL DEBT AUTHORIZED, DECEMBER 31, 1989			TAX TITLE LIENS OUTSTANDING	
Health Services Except Environmental	24,951.00	ISSUED AND UNISSUED	GROSS DEBT		Balance January 1, 1989	2,778.03
Welfare-Public Assistance	100.00	School	1,913,873		Transfer From Taxes	4,431.42
Hospital, Clinics, First Aid	6,476.00	Self-Liquidating	570,900		Redeemed in 1989	
Animal, Insect, & Rodent Control		Other	713,103		Cancelled, Abated or Adjusted (1989)	
Other Welfare Services		Total	3,197,777		Transfers to Foreclosed Property	
RECREATION and CONSERVATION		ISSUED AND OUTSTANDING			Balance December 31, 1989	7,209.45
Beaches and Boardwalks	21,405.00	School	1,913,872.28		PROPERTY ACQUIRED BY DEED OR FORECLOSURE	
Parks, Playgrounds, Shade Trees	2,130.59	Self-Liquidating	412,900.00		Balance January 1, 1989	8,170,700.00
Land Reclamation & Conservation		Other	358,000.00		Transfers From Taxes or Liens	
Other Recreational Services		Total	2,684,772.28		Sale for Cash (1989)	1,344,250.00
EDUCATION (excluding schools)		EQUALIZED VALUATION BASIS FOR NET DEBT COMPUTATION	105,127,773		Cancelled, Abated or Adjusted (1989)	6,755,750.00
Libraries		REAL PROPERTY VALUATIONS			Balance December 31, 1989	70,700.00
Other Educational Services		Code Class # of Parcels % VAL'N	ASSESSED VALUATION		CURRENT FINANCES DECEMBER 31, 1989	
STATUTORY EXPENDITURES		1 Vacant Land 95 6.61	9,214,000.00		ASSETS	
Pensions & F. I. C. A.	53,170.00	2 Residential 782 82.30	114,779,825.00		Cash Dec. 31, 1989	1,176,642.23
Employee Fringe Benefits	47,075.71	3 Farm 6 .70	973,400.00		Taxes Receivable	136,510.33
Other Statutory Expenditures	1.00	4a Commercial 32 6.97	9,710,700.00		Tox Title Liens	7,209.45
CETA And Other Public Employment Programs		4b Industrial 2 2.05	2,853,900.00		Foreclosed Property	70,700.00
MUNICIPAL FUNCTIONS TOTAL	1,155,700.47	4c Apartments 8 1.32	1,834,500.00		Emergencies & Other Deferred Charges	82,400.00
CAPITAL IMPROVEMENTS *MEMO*	10,000.00	Total 925	139,366,325.00		State and Federal Aid Receivable	9,189.03
DEBT SERVICE		Land Area 2.20 Sq. Miles			Other Receivables	60,323.50
Principal Payments	45,000.00	Net Valuation Taxable-Municipal	139,567,972		Total	1,542,973.64
Interest Payments	25,479.57	Net Valuation Taxable-County	111,001,262		LIABILITIES, RESERVES, AND SURPLUS	
DEFERRED CHARGES	125,259.00	State Equalized Valuation	113,131,171		Cash Liabilities	1,021,939.87
SCHOOL, COUNTY, SPECIAL DISTRICT TAXES	1,924,425.66	State Equalization Ratio	123.41		Reserves for Receivables	274,743.33
RESERVE FOR UNCOLLECTED TAXES	142,317.09				Surplus Dec. 31, 1989	125,240.44
EXPENDITURES TOTAL	3,418,191.79				Total	1,542,973.64

*Includes County Health Service Taxes, County Vocational School Taxes, or County Open Space Tax. See Table 13.

1209
 Population 1980 51,515
 Population 1990 50,475
 S & P Rating A
 Moody Rating A

General Tax Rate Per \$100. 3.80
 State Equalized Tax Rate 2.11

OLD BRIDGE TOWNSHIP - MIDDLESEX CO.

Form of Government:

Mayor-Council Plan F (OMCL 50)

Number of Members on Governing Body - 9

PER CAPITA: Gross Debt 507.24 PER CENT: Gross Debt 1.22
 Net Debt 400.62 Net Debt .96
 Debt Service 34.99 Tax Levy Collected 96.76
 Total Tax Levy 1,081.27 Tax Levy Cancelled, Abated or Adjusted .15
 Municipal Expenditures 415.88

EXPENDITURES		REVENUES-REALIZED		1989 PROPERTY TAX	
GENERAL GOVERNMENT		REVENUES-REALIZED		STATE EQUALIZED TAX RATE	
Governing Body & Public Boards		1989 Property Taxes Collected	59,336,456.11	Local District School Taxes	1.20 32,760,371.00
Municipal Clerk		1989 Payments in Lieu of Taxes	106,489.49	Regional & Consolidated School Tax	
Financial Administration	339,759.00	Delinquent Tax & Lien Collections	1,665,661.86	School Taxes in Municipal Budget	
Assessment of Taxes	264,359.00	Business Personalty Replacement Taxes	296,253.32	County Taxes	.39 10,788,928.83
Collection of Taxes	151,201.00	Taxes from Public Utilities	3,030,926.00	County Library Taxes	
Planning, Housing & Development	133,405.00	Other Miscellaneous Tax Revenues		Local Municipal Purpose Taxes	.52 14,172,965.00
Human Resources	580,900.00	State Aid Revenues	929,422.18	Veteran & Senior Citizen Taxes	390,450.00
Elections	22,538.00	Federal Aid Revenues		Total Taxes for Rate Computation	2.11 58,103,214.88
General Administration (other)	3,039,977.00	State and Local Fiscal Assistance Act Utilized		Special District Taxes	2,713,118.56
JUDICIARY		State and Local Fiscal Assistance Act Utilized		Bank Corp. Taxes	
Municipal Courts	221,869.00	Sole of Acquired Property		Added and Omitted Taxes	628,908.03
PUBLIC SAFETY		Other Miscellaneous Revenues	3,098,121.94	Total Taxes Levied - ABSTRACT	61,064,791.47
Fire Protection		Total	69,463,335.90	Total Taxes Billed	61,324,399.28
Police Protection	5,753,551.00	Prior Years Surplus Appropriated	1,133,374.00	1989 TAXES COLLECTED	59,336,456.11
Civil Defense & Disaster Control	4,830.00	REVENUES TOTAL	69,596,709.90	1989 Taxes Cancelled, Abated or Adjusted	90,143.45
Environmental Inspection & Control	791,413.00	Reserve For Uncollected Taxes	2,019,293.13	Transfer to Tax Title Liens or Foreclosed	522,852.92
Other Public Safety		CAPITAL OUTLAY TOTAL	2,892,892.01	Balance Outstanding Dec. 31, 1989	1,374,946.80
PUBLIC WORKS				PRIOR YEARS TAXES OUTSTANDING	
Streets and Drainage	1,330,413.00	Public Enterprises		Balance January 1, 1989	1,623,407.49
Sewers and Sewage Processing	739,193.00	Recreation-Culture	127,592.70	Collected in 1989	1,420,404.34
Garbage and Trash Disposal		Public Works	2,092,134.66	Cancelled, Abated or Adjusted 1989	1,889.78
Public Buildings and Grounds	295,008.00	Buildings and Grounds	673,164.65	Transfers to Tax Title Liens or Foreclosed	157,670.74
Other Public Works	181,552.00	Library and Education		Balance December 31, 1989	48,442.63
HEALTH and WELFARE		Conservation		TAX TITLE LIENS OUTSTANDING	
Health Services Except Environmental	372,446.00	All Other		Balance January 1, 1989	475,513.47
Welfare-Public Assistance	54,830.00	CAPITAL DEBT AUTHORIZED, DECEMBER 31, 1989		Transfer From Taxes	713,635.34
Hospital, Clinics, First Aid		ISSUED AND UNISSUED		Redeemed in 1989	253,171.85
Animal, Insect, & Rodent Control	2,954.00	School	6,021,000.00	Cancelled, Abated or Adjusted (1989)	1,523.43
Other Welfare Services		Self-Liquidating		Transfers to Foreclosed Property	
RECREATION and CONSERVATION		Other	22,625,254	Balance December 31, 1989	929,453.53
Beaches and Boardwalks		Total	28,646,254	PROPERTY ACQUIRED BY DEED OR FORECLOSURE	
Parks, Playgrounds, Shade Trees	607,324.00	ISSUED AND OUTSTANDING		Balance January 1, 1989	3,476,300.00
Land Reclamation & Conservation	17,965.00	School	6,021,000.00	Transfers From Taxes or Liens	
Other Recreational Services	4,830.00	Self-Liquidating		Sale for Cash (1989)	
EDUCATION (excluding schools)		Other	15,321,654.58	Cancelled, Abated or Adjusted (1989)	
Libraries	801,315.25	Total	21,342,654.58	Balance December 31, 1989	3,476,300.00
Other Educational Services		EQUALIZED VALUATION BASIS		CURRENT FINANCES DECEMBER 31, 1989	
STATUTORY EXPENDITURES		FOR NET DEBT COMPUTATION		ASSETS	
Pensions & F. L. C. A.	1,621,334.00	REAL PROPERTY VALUATIONS		Cash Dec. 31, 1989	5,357,086.19
Employee Fringe Benefits	1,995,550.00	Code Class # of Parcels % VAL'N		Taxes Receivable	1,423,389.43
Other Statutory Expenditures	5,000.00	1 Vacant Land 1497 6.64		Tax Title Liens	929,453.53
CETA And Other Public Employment Programs		2 Residential 14123 75.21		Foreclosed Property	3,476,300.00
MUNICIPAL FUNCTIONS TOTAL	19,338,666.25	3 Farm 168 .75		Emergencies & Other Deferred Charges	285,000.00
CAPITAL IMPROVEMENTS *MEMO*	292,038.00	4a Commercial 401 7.09		State and Federal Aid Receivable	29,114.69
DEBT SERVICE		4b Industrial 54 2.19		Other Receivables	283,047.56
Principal Payments	1,033,582.00	4c Apartments 16 8.12		Total	11,783,391.40
Interest Payments	942,231.00	Total 16259		LIABILITIES, RESERVES, AND SURPLUS	
DEFERRED CHARGES	153,041.00	Land Area 38.31 Sq. Miles		Cash Liabilities	4,142,382.49
SCHOOL, COUNTY, SPECIAL DISTRICT TAXES	46,262,918.44	Net Valuation Taxable-Municipal	1,498,432,161	Reserves for Receivables	6,112,190.52
RESERVE FOR UNCOLLECTED TAXES	2,019,293.13	Net Valuation Taxable-County	2,899,635,604	Surplus Dec. 31, 1989	1,528,818.39
EXPENDITURES TOTAL	69,749,731.82	State Equalized Valuation	2,732,541,540	Total	11,783,391.40
		State Equalization Ratio	54.72		

Population 1980 4,163
 Population 1990 4,254
 S & P Rating
 Moody Rating A1

General Tax Rate Per \$100. 2.00
 State Equalized Tax Rate 1.15

OLD TAPPAN BOROUGH - BERGEN COUNTY

Form of Government:

Borough Council

Number of Members on Governing Body - 6

PER CAPITA: PER CENT:
 Gross Debt 1,665.11 Gross Debt 1.42
 Net Debt 749.88 Net Debt .64
 Debt Service 69.05 Tax Levy Collected 97.33
 Total Tax Levy 1,546.60 Tax Levy Cancelled, Abated
 Municipal Expenditures 653.49 or Adjusted .17

EXPENDITURES		REVENUES-REALIZED		1989 PROPERTY TAX	
GENERAL GOVERNMENT		REVENUES-REALIZED		STATE EQUALIZED TAX RATE	
Governing Body & Public Boards		1989 Property Taxes Collected	5,412,543.00	Local District School Taxes	.51 2,875,018.00
Municipal Clerk		1989 Payments in Lieu of Taxes		Regional & Consolidated School Tax	.35 1,962,303.12
Financial Administration	49,443.00	Delinquent Tax & Lien Collections	102,772.00	School Taxes in Municipal Budget	
Assessment of Taxes	13,230.00	Business Personalty Replacement Taxes	38,691.00	County Taxes	.22 1,242,768.92
Collection of Taxes	30,810.00	Taxes from Public Utilities	967,618.00	County Library Taxes	
Planning, Housing & Development	25,710.00	Other Miscellaneous Tax Revenues		Local Municipal Purpose Taxes	.08 425,607.01
Human Resources	36,336.00	State Aid Revenues	35,480.00	Veteran & Senior Citizen Taxes	
Elections		Federal Aid Revenues		Total Taxes for Rate Computation	1.16 6,527,997.05
General Administration (other)	240,704.00	Federal Aid Revenues		Special District Taxes	
JUDICIARY		State and Local Fiscal Assistance Act Utilized	349.00	Bank Corp. Taxes	
Municipal Courts	13,025.00	Sole of Acquired Property		Added and Omitted Taxes	
PUBLIC SAFETY		Other Miscellaneous Revenues	332,308.00	Total Taxes Levied - ABSTRACT	6,579,217.05
Fire Protection	112,950.00	Total	8,339,761.00	Total Taxes Billed	6,588,432.00
Police Protection	631,964.00	Prior Years Surplus Appropriated	570,000.00	1989 TAXES COLLECTED	6,412,543.00
Civil Defense & Disaster Control		REVENUES TOTAL	8,959,761.00	1989 Taxes Cancelled, Abated or Adjusted	11,461.00
Environmental Inspection & Control	35,530.00	Reserve For Uncollected Taxes	243,461.00	Transfer to Tax Title Liens or Foreclosed	2,650.00
Other Public Safety		CAPITAL OUTLAY TOTAL	374,445.00	Balance Outstanding Dec. 31, 1989	161,778.00
PUBLIC WORKS		Public Enterprises		PRIOR YEARS TAXES OUTSTANDING	
Streets and Drainage	274,150.00	Recreation-Culture		Balance January 1, 1989	162,370.00
Sewers and Sewage Processing	36,930.00	Public Works	347,827.00	Collected in 1989	102,773.00
Garbage and Trash Disposal		Buildings and Grounds	26,618.00	Cancelled, Abated or Adjusted 1989	26,142.00
Public Buildings and Grounds	45,550.00	Library and Education		Transfers to Tax Title Liens or Foreclosed	
Other Public Works		Conservation		Balance December 31, 1989	33,455.00
HEALTH and WELFARE		All Other		TAX TITLE LIENS OUTSTANDING	
Health Services Except Environmental	15,930.00	CAPITAL DEBT AUTHORIZED, DECEMBER 31, 1989		Balance January 1, 1989	6,966.00
Welfare-Public Assistance	4,251.00	ISSUED AND UNISSUED		Transfer From Taxes	2,650.00
Hospital, Clinics, First Aid	600.00	SCHOOL	3,100,000	Redeemed in 1989	
Animal, Insect, & Rodent Control		Self-Liquidating		Cancelled, Abated or Adjusted (1989)	
Other Welfare Services		Other	3,933,393	Transfers to Foreclosed Property	
RECREATION and CONSERVATION		Total	7,033,393	Balance December 31, 1989	9,616.00
Beaches and Boardwalks		ISSUED AND OUTSTANDING		PROPERTY ACQUIRED BY DEED OR FORECLOSURE	
Parks, Playgrounds, Shade Trees	35,976.00	School	390,000.00	Balance January 1, 1989	397,900.00
Land Reclamation & Conservation	35,000.00	Self-Liquidating		Transfers From Taxes or Liens	
Other Recreational Services	209,500.00	Other	3,940,301.00	Sole for Cash (1989)	
EDUCATION (excluding schools)		Total	4,330,301.00	Cancelled, Abated or Adjusted (1989)	
Libraries	63,430.00	EQUALIZED VALUATION BASIS FOR NET DEBT COMPUTATION	493,474,979	Balance December 31, 1989	397,900.00
Other Educational Services	2,917.00	REAL PROPERTY VALUATIONS		CURRENT FINANCES DECEMBER 31, 1989	
STATUTORY EXPENDITURES		Code Class # of Parcels % VAL'N ASSESSED VALUATION		ASSETS	
Pensions & F. L. C. A.	137,122.00	1 Vacant Land 1.0 4.33 14,079,200.00		Cash Dec. 31, 1989	3,338,881.00
Employee Fringe Benefits	103,930.00	2 Residential 1294 32.50 268,596,100.00		Taxes Receivable	195,233.00
Other Statutory Expenditures		3 Farm 12 .26 845,500.00		Tax Title Liens	9,616.00
CETA And Other Public Employment Programs	2,208,354.00	4a Commercial 46 3.85 23,767,800.00		Foreclosed Property	397,900.00
MUNICIPAL FUNCTIONS TOTAL	2,208,354.00	4b Industrial 1 3.90 12,875,000.00		Emergencies & Other Deferred Charges	400.00
CAPITAL IMPROVEMENTS * M E W *	43,774.00	4c Apartments		State and Federal Aid Receivable	1,062.00
DEBT SERVICE		Total 1493	325,163,600.00	Other Receivables	43,973.00
Principal Payments	110,000.00	Land Area 3.10 Sq. Miles		Total	3,987,070.00
Interest Payments	153,750.00	Net Valuation Taxable-Municipal	325,745,606	LIABILITIES, RESERVES, AND SURPLUS	
DEFERRED CHARGES		Net Valuation Taxable-County	525,446,024	Cash Liabilities	2,631,153.00
SCHOOL, COUNTY, SPECIAL DISTRICT TAXES	6,080,000.04	State Equalized Valuation	566,379,113	Reserves for Receivables	646,727.00
RESERVE FOR UNCOLLECTED TAXES	243,461.00	State Equalization Ratio	57.47	Surplus Dec. 31, 1989	709,190.00
EXPENDITURES TOTAL	8,800,036.04			Total	3,987,070.00

Population 1980 1,347
 Population 1990 1,683
 S & P Rating
 Moody Rating

General Tax Rate Per \$100. 6.02
 State Equalized Tax Rate 2.07

OLDMANS TOWNSHIP - SALEM COUNTY

Form of Government:

Township Committee

Number of Members on Governing Body - 3

PER CAPITA:

Gross Debt 402.49
 Net Debt 139.27
 Debt Service 20.70
 Total Tax Levy 967.91
 Municipal Expenditures 430.68

PER CENT:

Gross Debt 1.01
 Net Debt .35
 Tax Levy Collected 89.90
 Tax Levy Cancelled, Abated or Adjusted .01

EXPENDITURES		REVENUES-REALIZED		1989 PROPERTY TAX		
GENERAL GOVERNMENT		REVENUES-REALIZED		STATE EQUALIZED TAX RATE		
Governing Body & Public Boards	6,930.00	1989 Property Taxes Collected	1,465,419.00	Local District School Taxes	1.12 876,342.90	
Municipal Clerk	5,250.00	1989 Payments in Lieu of Taxes		Regional & Consolidated School Tax		
Financial Administration	1,250.00	Delinquent Tax & Lien Collections	146,787.00	School Taxes in Municipal Budget		
Assessment of Taxes	1,790.00	Business Personality Replacement Taxes	42,074.00	County Taxes	.76 598,627.26	
Collection of Taxes	2,450.00	Taxes from Public Utilities	157,016.00	County Library Taxes		
Planning, Housing & Development	3,515.00	Other Miscellaneous Tax Revenues		Local Municipal Purpose Taxes	.19 152,000.00	
Human Resources	12,711.00	State Aid Revenues	20,240.00	Veteran & Senior Citizen Taxes	15,800.00	
Elections		Federal Aid Revenues		Total Taxes for Rate Computation	2.07 1,642,770.16	
General Administration (other)	86,172.00	State and Local Fiscal Assistance Act Utilized		Special District Taxes		
JUDICIARY		Sale of Acquired Property		Bank Corp. Taxes		
Municipal Courts	30,050.00	Other Miscellaneous Revenues	174,561.00	Added and Omitted Taxes	2,029.00	
PUBLIC SAFETY		Total	2,006,097.00	Total Taxes Levied - ABSTRACT	1,628,999.16	
Fire Protection	33,273.00	Prior Years Surplus Appropriated	203,500.00	Total Taxes Billed	1,629,974.00	
Police Protection	15,622.00	REVENUES TOTAL	2,259,597.00	1989 TAXES COLLECTED	1,465,419.00	
Civil Defense & Disaster Control	1,730.00	Reserve For Uncollected Taxes	195,065.00	1989 Taxes Cancelled, Abated or Adjusted	84.00	
Environmental Inspection & Control	12,300.00	CAPITAL OUTLAY TOTAL	67,061.00	Transfer to Tax Title Liens or Foreclosed	4,822.00	
Other Public Safety		Public Enterprises		Balance Outstanding Dec. 31, 1989	159,649.00	
PUBLIC WORKS		Recreation-Culture		PRIOR YEARS TAXES OUTSTANDING		
Streets and Drainage	62,548.00	Public Works	23,618.00	Balance January 1, 1989	151,316.00	
Sewers and Sewage Processing		Buildings and Grounds	43,443.00	Collected in 1989	146,568.00	
Garbage and Trash Disposal	96,000.00	Library and Education		Cancelled, Abated or Adjusted 1989	791.00	
Public Buildings and Grounds	10,000.00	Conservation		Transfers to Tax Title Liens or Foreclosed	49.00	
Other Public Works		All Other		Balance December 31, 1989	3,908.00	
HEALTH and WELFARE		CAPITAL DEBT AUTHORIZED, DECEMBER 31, 1989		TAX TITLE LIENS OUTSTANDING		
Health Services Except Environmental	3,595.00	ISSUED AND UNISSUED	GROSS DEBT	NET DEBT		
Welfare-Public Assistance	3,325.00	School	443,000	20,720	216,908.00	
Hospital, Clinics, First Aid	500.00	Self-Liquidating	20,720	20,720	Transfer From Taxes	
Animal, Insect, & Rodent Control	3,710.00	Other	213,675	213,675	Redeemed in 1989	
Other Welfare Services		Total	677,395	234,395	219.00	
RECREATION and CONSERVATION		ISSUED AND OUTSTANDING		Cancelled, Abated or Adjusted (1989)		
Beaches and Boardwalks		School	443,000.00	Transfers to Foreclosed Property		
Parks, Playgrounds, Shade Trees	1,750.00	Self-Liquidating	20,720.00	Balance December 31, 1989	221,560.00	
Land Reclamation & Conservation		Other	119,393.00	PROPERTY ACQUIRED BY DEED OR FORECLOSURE		
Other Recreational Services		Total	583,113.00	Balance January 1, 1989	100.00	
EDUCATION (excluding schools)		EQUALIZED VALUATION BASIS		Transfers From Taxes or Liens		
Libraries		FOR NET DEBT COMPUTATION	67,008.452	Sale for Cash (1989)		
Other Educational Services		REAL PROPERTY VALUATIONS		Cancelled, Abated or Adjusted (1989)		
STATUTORY EXPENDITURES		Code	Class	# of Parcels	% VAL'N	Balance December 31, 1989
Pensions & F. L. C. A.	20,364.00	1	Vacant Land	262	3.45	100.00
Employee Fringe Benefits		2	Residential	528	44.77	
Other Statutory Expenditures	1,200.00	3	Farm	390	15.44	
CETA And Other Public Employment Programs		4a	Commercial	44	29.70	
TOTAL	476,040.00	4b	Industrial	10	6.64	
MUNICIPAL FUNCTIONS		4c	Apartment			
CAPITAL IMPROVEMENTS		Total	1234			26,751,700.00
DEBT SERVICE		Land Area	19.40	Sq. Miles		
Principal Payments	32,065.00	Net Valuation Taxable-Municipal				27,042,279
Interest Payments	2,773.00	Net Valuation Taxable-County				71,248,077
DEFERRED CHARGES		State Equalized Valuation				77,989,388
SCHOOL, COUNTY, SPECIAL DISTRICT TAXES	18,894.00	State Equalization Ratio				36.43
RESERVE FOR UNCOLLECTED TAXES	1,474,970.16	ASSETS		LIABILITIES, RESERVES, AND SURPLUS		
EXPENDITURES TOTAL	2,199,807.16	Cash Dec. 31, 1989		Cash Liabilities	129,187.00	
		Taxes Receivable	828,033.00	Reserves for Receivables	406,299.00	
		Tax Title Liens	163,557.00	Surplus Dec. 31, 1989	712,339.00	
		Foreclosed Property	221,560.00	Total	1,247,825.00	
		Emergencies & Other Deferred Charges	100.00			
		State and Federal Aid Receivable	13,493.00			
		Other Receivables	21,082.00			
		Total	1,247,825.00			

0244

Population 1980 8,658
 Population 1990 8,024
 S & P Rating
 Moody Rating

General Tax Rate Per \$100. 2.08
 State Equalized Tax Rate 1.46

ORADELL BOROUGH - BERGEN COUNTY

Form of Government:

Borough Council

Number of Members on Governing Body - 6

PER CAPITA: Gross Debt 679.61 PER CENT: Gross Debt .65
 Net Debt 337.97 Net Debt .32
 Debt Service 51.03 Tax Levy Collected 99.32
 Total Tax Levy 1,676.56 Tax Levy Cancelled, Abated or Adjusted .03
 Municipal Expenditures 753.86

EXPENDITURES		REVENUES-REALIZED		1989 PROPERTY TAX	
GENERAL GOVERNMENT				STATE EQUALIZED TAX RATE	
Governing Body & Public Boards		1989 Property Taxes Collected	13,399,994.41	Local District School Taxes	.31 2,882,617.00
Municipal Clerk		1989 Payments in Lieu of Taxes	56,496.00	Regional & Consolidated School Tax	.52 4,760,936.15
Financial Administration	22,526.47	Delinquent Tax & Lien Collections	98,234.21	School Taxes in Municipal Budget	
Assessment of Taxes	30,124.00	Business Personalty Replocement Taxes	64,817.24	County Taxes	.22 2,049,950.30
Collection of Taxes	85,140.00	Taxes from Public Utilities	1,029,241.00	County Library Taxes	
Planning, Housing & Development	13,310.00	Other Miscellaneous Tax Revenues		Local Municipal Purpose Taxes	.41 3,731,248.00
Human Resources	31,215.59	State Aid Revenues	99,030.71	Veteron & Senior Citizen Taxes	
Elections	2,500.00	Federal Aid Revenues		Total Taxes for Rate Computation	1.46 13,485,651.45
General Administration (other)	429,581.00	State and Local Fiscal Assistance Act Utilized	726.13	Special District Taxes	
JUDICIARY		Sale of Acquired Property		Bank Corp. Taxes	
Municipal Courts	53,025.00	Other Miscellaneous Revenues	690,194.07	Added and Omitted Taxes	27,998.85
PUBLIC SAFETY		Total	15,438,733.77	Total Taxes Levied - ABSTRACT	13,452,750.30
Fire Protection	139,565.63	Prior Years Surplus Appropriated	500,000.00	Total Taxes Billed	13,491,597.67
Police Protection	1,179,135.60	REVENUES TOTAL	15,939,733.77	1989 TAXES COLLECTED	13,399,994.41
Civil Defense & Disaster Control	5,000.00	Reserve For Uncollected Taxes	305,220.00	1989 Taxes Cancelled, Abated or Adjusted	4,140.70
Environmental Inspection & Control	84,174.00	CAPITAL OUTLAY TOTAL	972,014.52	Transfer to Tax Title Liens or Foreclosed	
Other Public Safety		Public Enterprises		Balance Outstanding Dec. 31, 1989	87,464.56
PUBLIC WORKS		Recreation-Culture	89,619.15	PRIOR YEARS TAXES OUTSTANDING	
Streets and Drainage	279,270.00	Public Works	681,357.57	Balance January 1, 1989	98,234.21
Sewers and Sewage Processing	397,110.00	Buildings and Grounds	96,647.74	Collected in 1989	98,234.21
Garbage and Trash Disposal	835,000.00	Library and Education		Cancelled, Aboted or Adjusted 1989	
Public Buildings and Grounds	256,056.00	Conservation	4,389.96	Transfers to Tax Title Liens or Foreclosed	
Other Public Works	24,000.00	All Other		Balance December 31, 1989	
HEALTH and WELFARE		CAPITAL DEBT AUTHORIZED, DECEMBER 31, 1989		TAX TITLE LIENS OUTSTANDING	
Health Services Except Environmental	42,302.00	ISSUED AND UNISSUED	GROSS DEBT	Balance January 1, 1989	
Welfare-Public Assistance	25,000.00	School	2,741,390	Transfer Fram Taxes	
Hospital, Clinics, First Aid		Self-Liquidoting		Redeemed in 1989	
Animal, Insect, & Radent Control	4,000.00	Other	2,711,835	Cancelled, Abated or Adjusted (1989)	
Other Welfare Services		Total	5,453,225	Transfers to Foreclosed Property	
RECREATION and CONSERVATION		ISSUED AND OUTSTANDING	NET DEBT	Balance December 31, 1989	
Beaches and Boardwalks		School	171,006.53	PROPERTY ACQUIRED BY DEED OR FORECLOSURE	
Parks, Playgrounds, Shade Trees	182,307.00	Self-Liquidoting	2,301,435.00	Balance January 1, 1989	30,023.00
Land Reclamation & Conservation	94,360.00	Other	2,472,441.53	Transfers Fram Taxes or Liens	
Other Recreational Services	83,175.00	Total		Sole for Cosh (1989)	
EDUCATION (excluding schools)		EQUALIZED VALUATION BASIS FOR NET DEBT COMPUTATION	837,607,447	Cancelled, Aboted or Adjusted (1989)	
Libraries	236,991.00	REAL PROPERTY VALUATIONS		Balance December 31, 1989	30,023.00
Other Educational Services		Code Class # of Parcels % VAL'N	ASSESSED VALUATION	CURRENT FINANCES DECEMBER 31, 1989	
STATUTORY EXPENDITURES		1 Vacont Land 29 .36	2,353,800.00	ASSETS	
Pensions & F. L. C. A.	337,939.00	2 Residential 2630 86.50	558,403,600.00	Cash Dec. 31, 1989	4,951,770.77
Employee Fringe Benefits	284,000.00	3 Form		Taxes Receivable	87,464.56
Other Statutory Expenditures	1,000.00	4a Commercial 90 12.62	81,459,600.00	Tox Title Liens	
CETA And Other Public Employment Programs		4b Industrial 1 .05	291,300.00	Foreclosed Property	30,023.00
MUNICIPAL FUNCTIONS TOTAL	5,212,857.29	4c Apartments 5 .47	3,030,300.00	Emergencies & Other Deferred Charges	87,250.00
CAPITAL IMPROVEMENTS * MEMO *	82,000.13	Total 2755	645,538,600.00	State and Federal Aid Receivable	5,270.94
DEBT SERVICE		Land Area 2.55 Sq. Miles		Other Receivables	
Principal Payments	300,000.00	Net Voluation Taxable-Municipal	847,212,401	Total	5,161,779.27
Interest Payments	109,457.19	Net Voluation Taxable-County	563,505,510	LIABILITIES, RESERVES, AND SURPLUS	
DEFERRED CHARGES		State Equalized Voluation	920,067,029	Cash Liabilities	4,262,702.74
SCHOOL, COUNTY, SPECIAL DISTRICT TAXES	9,693,503.45	State Equalization Ratio	70.29	Reserves for Receivables	117,487.56
RESERVE FOR UNCOLLECTED TAXES	305,220.00			Surplus Dec. 31, 1989	781,588.97
EXPENDITURES TOTAL	15,742,437.93			Total	5,161,779.27

0717

Population 1980 31,130
 Population 1990 29,925
 S & P Rating
 Moody Rating BAA

General Tax Rate Per \$100. 16.79
 State Equalized Tax Rate 3.49

ORANGE CITY TWP. - ESSEX COUNTY

Form of Government:

Mayor-Council Plan D (OMCL 50)

Number of Members on Governing Body - 7

PER CAPITA: Gross Debt 372.10 PER CENT: Gross Debt 2.13
 Net Debt 173.43 Net Debt 1.01
 Debt Service 47.67 Tax Levy Collected 37.90
 Total Tax Levy 675.30 Tax Levy Cancelled, Abated
 Municipal Expenditures 863.03 or Adjusted .74

EXPENDITURES		REVENUES-REALIZED		1989 PROPERTY TAX	
GENERAL GOVERNMENT		1989 Property Taxes Collected		STATE EQUALIZED TAX RATE	
Governing Body & Public Boards	351,414.00	1989 Payments in Lieu of Taxes	416,052.54	Local District School Taxes	1.14
Municipal Clerk	230,354.00	Delinquent Tax & Lien Collections	1,421,537.55	Regional & Consolidated School Tax	
Financial Administration	497,000.00	Business Personalty Replacement Taxes	799,988.52	School Taxes in Municipal Budget	.04
Assessment of Taxes	100,000.00	Taxes from Public Utilities	1,967,601.00	County Taxes	.63
Collection of Taxes		Other Miscellaneous Tax Revenues		Caunty Library Taxes	
Planning, Housing & Development	25,000.00	State Aid Revenues	4,406,837.51	Local Municipal Purpose Taxes	1.68
Human Resources	1,805,099.85	Federal Aid Revenues		Veteran & Senior Citizen Taxes	
Elections		State and Local Fiscal Assistance Act Utilized		Total Taxes for Rate Computation	3.49
General Administration (other)	4,612,617.19	Sale of Acquired Property		Special District Taxes	
JUDICIARY		Other Miscellaneous Revenues	6,760,825.44	Bank Corp. Taxes	
Municipal Courts	314,476.00	Total	33,601,262.19	Added and Omitted Taxes	
PUBLIC SAFETY		Prior Years Surplus Appropriated	467,990.00	Total Taxes Levied - ABSTRACT	20,208,205.24
Fire Protection	3,419,000.05	REVENUES TOTAL	34,069,252.19	Total Taxes Billed	20,214,354.26
Police Protection	3,307,704.46	REVENUE For Uncollected Taxes	1,606,900.00	1989 TAXES COLLECTED	17,766,419.63
Civil Defense & Disaster Control	10,000.00	CAPITAL OUTLAY TOTAL	204,282.96	1989 Taxes Cancelled, Abated or Adjusted	150,270.50
Environmental Inspection & Control	531,929.00	Public Enterprises	133,042.15	Transfer to Tax Title Liens or Foreclosed	420,284.56
Other Public Safety		Recreation—Culture		Balance Outstanding Dec. 31, 1989	1,875,379.57
PUBLIC WORKS		Public Works	21,771.50	PRIOR YEARS TAXES OUTSTANDING	
Streets and Drainage	1,093,113.00	Buildings and Grounds	49,469.31	Balance January 1, 1989	1,148,040.82
Sewers and Sewage Processing	1,069,500.00	Library and Education		Collected in 1989	544,764.78
Garbage and Trash Disposal		Conservation		Cancelled, Abated or Adjusted 1989	1,656.35
Public Buildings and Grounds		All Other		Transfers to Tax Title Liens or Foreclosed	573,631.17
Other Public Works		CAPITAL DEBT AUTHORIZED, DECEMBER 31, 1989		Balance December 31, 1989	27,988.52
HEALTH and WELFARE		ISSUED AND UNISSUED		TAX TITLE LIENS OUTSTANDING	
Health Services Except Environmental	532,707.61	School	1,130,000	Balance January 1, 1989	1,500,364.57
Welfare—Public Assistance	112,320.00	Self-Liquidating	4,797,099	Transfer From Taxes	1,027,885.48
Hospital, Clinics, First Aid		Other	5,208,000	Redeemed in 1989	876,772.73
Animal, Insect, & Rodent Control	1,430.00	Total	11,135,098	Cancelled, Abated or Adjusted (1989)	
Other Welfare Services	183,518.30	ISSUED AND OUTSTANDING		Transfers to Foreclosed Property	
RECREATION and CONSERVATION		School	1,130,000.00	Balance December 31, 1989	1,651,477.32
Beaches and Boardwalks		Self-Liquidating	1,481,000.00	PROPERTY ACQUIRED BY DEED OR FORECLOSURE	
Parks, Playgrounds, Shade Trees	482,248.00	Other	3,290,000.00	Balance January 1, 1989	1,209,300.00
Land Reclamation & Conservation		Total	5,901,000.00	Transfers From Taxes or Liens	
Other Recreational Services	306,000.00	EQUALIZED VALUATION BASIS FOR NET DEBT COMPUTATION	511,337,861	Sale for Cash (1989)	
EDUCATION (excluding schools)		REAL PROPERTY VALUATIONS		Cancelled, Abated or Adjusted (1989)	12,000.00
Libraries	404,777.00	Code Class # of Parcels % VAL'N ASSESSED VALUATION		Balance December 31, 1989	1,197,300.00
Other Educational Services		1 Vacant Land 409 1.63 1,947,200.00		CURRENT FINANCES DECEMBER 31, 1989	
STATUTORY EXPENDITURES		2 Residential 4040 54.22 64,738,800.00		ASSETS	
Pensions & F. L. C. A.	2,221,607.49	3 Farm 440 18.40 21,972,700.00		Cash Dec. 31, 1989	7,043,978.22
Employee Fringe Benefits	1,203,730.91	4a Commercial 56 3.53 4,220,400.00		Taxes Receivable	1,903,368.09
Other Statutory Expenditures	10,000.00	4b Industrial 175 22.21 26,512,000.00		Tax Title Liens	1,651,477.32
CETA And Other Public Employment Programs		Total 5120 119,391,100.00		Foreclosed Property	1,197,300.00
MUNICIPAL FUNCTIONS TOTAL	22,833,046.86	Land Area 2.20 Sq. Miles		Emergencies & Other Deferred Charges	316,574.30
CAPITAL IMPROVEMENTS *MEMO*	30,000.00	Net Valuation Taxable-Municipal	119,911,500	State and Federal Aid Receivable	
DEBT SERVICE		Net Valuation Taxable-County	567,998,224	Other Receivables	1,356,249.93
Principal Payments	1,115,000.00	State Equalized Valuation	575,849,308	Total	13,968,947.86
Interest Payments	311,549.02	State Equalization Ratio	20.76	LIABILITIES, RESERVES, AND SURPLUS	
TYPE I SCHL DEBT *MEMO	334,858.00			Cash Liabilities	7,205,735.14
DEFERRED CHARGES	109,113.36			Reserves for Receivables	6,608,395.34
SCHOOL, COUNTY, SPECIAL DISTRICT TAXES	10,408,566.83			Surplus Dec. 31, 1989	154,817.38
RESERVE FOR UNCOLLECTED TAXES	1,606,960.00			Total	13,968,947.86
EXPENDITURES TOTAL	36,384,236.07				

2117
 Population 1980 1,659
 Population 1990 1,790
 S & P Rating
 Moody Rating

General Tax Rate Per \$100. 1.73
 State Equalized Tax Rate 2.16

OXFORD TOWNSHIP - WARREN COUNTY

Form of Government:
 Township Committee

Number of Members on Governing Body - 3

PER CAPITA:
 Gross Debt 977.36 PER CENT: Gross Debt 2.69
 Net Debt 747.94 Net Debt 2.06
 Debt Service 2.28 Tax Levy Collected 76.84
 Total Tax Levy 1,015.79 Tax Levy Cancelled, Abated
 Municipal Expenditures 918.69 or Adjusted .95

EXPENDITURES		REVENUES-REALIZED		1989 PROPERTY TAX	
GENERAL GOVERNMENT		1989 Property Taxes Collected		STATE EQUALIZED TAX RATE	
Governing Body & Public Boards	13,600.00	1989 Property Taxes Collected	1,404,861.52	Local District School Taxes	1.16 970,241.00
Municipal Clerk	12,250.00	1989 Payments in Lieu of Taxes	18,524.65	Regional & Consolidated School Tax	
Financial Administration	9,600.00	Delinquent Tax & Lien Collections	254,735.00	School Taxes in Municipal Budget	
Assessment of Taxes	15,025.00	Business Personality Replacement Taxes	36,663.24	County Taxes	.51 426,999.77
Collection of Taxes	13,165.00	Taxes from Public Utilities	82,593.00	County Library Taxes	.02 20,136.85
Planning, Housing & Development	381,765.00	Other Miscellaneous Tax Revenues		Local Municipal Purpose Taxes	-.45 378,045.16
Human Resources	37,955.00	State Aid Revenues	119,656.42	Veteran & Senior Citizen Taxes	
Elections	200.00	Federal Aid Revenues	363,400.00	Total Taxes for Rate Computation	2.14 1,821,772.78
General Administration (other)	100,423.00	State and Local Fiscal Assistance Act Utilized		Special District Taxes	
JUDICIARY		Sole of Acquired Property		Bank Corp. Taxes	
Municipal Courts	21,650.00	Other Miscellaneous Revenues	645,053.70	Added and Omitted Taxes	
PUBLIC SAFETY		Total	2,930,487.53	Total Taxes Levied - ABSTRACT	1,818,260.06
Fire Protection	9,231.95	Prior Years Surplus Appropriated		Total Taxes Billed	1,828,320.72
Police Protection	230,021.23	Reserve For Uncollected Taxes	305,538.65	1989 TAXES COLLECTED	1,404,861.52
Civil Defense & Disaster Control		CAPITAL OUTLAY TOTAL	16,119.19	1989 Taxes Cancelled, Abated or Adjusted	17,357.96
Environmental Inspection & Control		Public Enterprises		Transfer to Tax Title Liens or Foreclosed	46,275.47
Other Public Safety		Recreation—Culture		Balance Outstanding Dec. 31, 1989	359,825.77
PUBLIC WORKS		Public Works		PRIOR YEARS TAXES OUTSTANDING	
Streets and Drainage	214,875.15	Buildings and Grounds	16,119.19	Balance January 1, 1989	249,183.61
Sewers and Sewage Processing		Library and Education		Collected in 1989	239,578.80
Garbage and Trash Disposal	62,703.00	Conservation		Cancelled, Abated or Adjusted 1989	
Public Buildings and Grounds	16,900.00	All Other		Transfers to Tax Title Liens or Foreclosed	9,604.81
Other Public Works		CAPITAL DEBT AUTHORIZED, DECEMBER 31, 1989		Balance December 31, 1989	
HEALTH and WELFARE		ISSUED AND UNISSUED		TAX TITLE LIENS OUTSTANDING	
Health Services Except Environmental	300.00	School	200,000.00	Balance January 1, 1989	45,164.26
Welfare—Public Assistance	5,375.00	Self-Liquidating	1,239,966	Transfer From Taxes	57,198.06
Hospital, Clinics, First Aid		Other	259,500	Redeemed in 1989	15,156.20
Animal, Insect, & Rodent Control	100.00	Total	1,749,466	Cancelled, Abated or Adjusted (1989)	13.35
Other Welfare Services		ISSUED AND OUTSTANDING		Transfers to Foreclosed Property	5,996.44
RECREATION and CONSERVATION		School	200,000.00	Balance December 31, 1989	81,196.33
Beaches and Boardwalks		Self-Liquidating	1,065,745.33	PROPERTY ACQUIRED BY DEED OR FORECLOSURE	
Parks, Playgrounds, Shade Trees	32,650.00	Other	30,000.00	Balance January 1, 1989	181,203.56
Land Reclamation & Conservation	9,500.00	Total	1,295,745.33	Transfers From Taxes or Liens	5,996.44
Other Recreational Services		EQUALIZED VALUATION BASIS FOR NET DEBT COMPUTATION	65,139,603	Sole for Cash (1989)	
EDUCATION (excluding schools)		REAL PROPERTY VALUATIONS		Cancelled, Abated or Adjusted (1989)	
Libraries	5,500.00	Code		Balance December 31, 1989	187,200.00
Other Educational Services		Class		CURRENT FINANCES DECEMBER 31, 1989	
STATUTORY EXPENDITURES		# of Parcels		ASSETS	
Pensions & F. L. C. A.	43,600.00	% VAL'N		Cash Dec. 31, 1989	891,247.61
Employee Fringe Benefits	43,800.00	1 Vacant Land	522 13.61	Taxes Receivable	359,825.77
Other Statutory Expenditures	4,000.00	2 Residential	584 65.69	Tax Title Liens	81,196.33
CETA And Other Public Employment Programs		3 Farm	54 1.73	Foreclosed Property	187,200.00
MUNICIPAL FUNCTIONS TOTAL	1,309,699.33	4a Commercial	31 4.50	Emergencies & Other Deferred Charges	56,127.32
CAPITAL IMPROVEMENTS * MEMO *		4b Industrial	14 8.96	State and Federal Aid Receivable	1,054.57
DEBT SERVICE		4c Apartments	3 .56	Other Receivables	51,412.44
Principal Payments	3,000.00	Total	1208	Total	1,628,064.04
Interest Payments	1,074.68	Land Area	5.70 Sq. Miles	LIABILITIES, RESERVES, AND SURPLUS	
DEFERRED CHARGES	25,149.74	Net Valuation Taxable-Municipal	104,363,201	Cash Liabilities	663,845.81
SCHOOL, COUNTY, SPECIAL DISTRICT TAXES	1,417,377.62	Net Valuation Taxable-County	68,273,328	Reserves for Receivables	679,634.54
RESERVE FOR UNCOLLECTED TAXES	305,538.65	State Equalized Valuation	33,798,910	Surplus Dec. 31, 1989	284,583.69
EXPENDITURES TOTAL	3,061,839.82	State Equalization Ratio	124.61	Total	1,628,064.04

2118
 Population 1980 26
 Population 1990 20
 S & P Rating
 Moody Rating

General Tax Rate Per \$100. 4.82
 State Equalized Tax Rate 4.23

PAHAQUARRY TOWNSHIP - WARREN CO.

Form of Government:
 Township Committee

Number of Members on Governing Body - 3

PER CAPITA:
 Gross Debt
 Net Debt
 Debt Service
 Total Tax Levy 1,201.72
 Municipal Expenditures 3,591.15

PER CENT:
 Gross Debt
 Net Debt
 Tax Levy Collected 100.00
 Tax Levy Cancelled, Abated or Adjusted

EXPENDITURES		REVENUES-REALIZED		1989 PROPERTY TAX	
GENERAL GOVERNMENT				STATE EQUALIZED TAX RATE	
Governing Body & Public Boards		1989 Property Taxes Collected 24,041.78		Local District School Taxes	
Municipal Clerk		1989 Payments in Lieu of Taxes		Regional & Consolidated School Tax	
Financial Administration 3,500.00		Delinquent Tax & Lien Collections		School Taxes in Municipal Budget	
Assessment of Taxes 400.00		Business Personalty Replacement Taxes 449.88		County Taxes .62 3,540.34	
Collection of Taxes 450.00		Taxes from Public Utilities 15,365.00		County Library Taxes .03 166.94	
Planning, Housing & Development		Other Miscellaneous Tax Revenues		Local Municipal Purpose Taxes 3.58 20,327.12	
Human Resources		State Aid Revenues		Veteran & Senior Citizen Taxes	
Elections		Federal Aid Revenues		Total Taxes for Rate Computation 4.23 24,034.40	
General Administration (other) 11,300.00		State and Local Fiscal Assistance Act Utilized		Special District Taxes	
JUDICIARY		State and Local Fiscal Assistance Act Utilized		Bank Corp. Taxes	
Municipal Courts		Sale of Acquired Property		Added and Omitted Taxes	
PUBLIC SAFETY		Other Miscellaneous Revenues 14,038.49		Total Taxes Levied - ABSTRACT 24,034.40	
Fire Protection 100.00		Total 53,895.15		Total Taxes Billed 24,041.78	
Police Protection 100.00		Prior Years Surplus Appropriated 35,000.00		1989 TAXES COLLECTED 24,041.78	
Civil Defense & Disaster Control		REVENUES TOTAL 88,895.15		1989 Taxes Cancelled, Abated or Adjusted	
Environmental Inspection & Control		Reserve For Uncollected Taxes		Transfer to Tax Title Liens or Foreclosed	
Other Public Safety		CAPITAL OUTLAY TOTAL		Balance Outstanding Dec. 31, 1989	
PUBLIC WORKS		Public Enterprises		PRIOR YEARS TAXES OUTSTANDING	
Streets and Drainage 55,168.00		Recreation--Culture		Balance January 1, 1989 613.32	
Sewers and Sewage Processing		Public Works		Collected in 1989	
Garbage and Trash Disposal		Buildings and Grounds		Cancelled, Abated or Adjusted 1989	
Public Buildings and Grounds		Library and Education		Transfers to Tax Title Liens or Foreclosed	
Other Public Works		Conservation		Balance December 31, 1989 613.32	
HEALTH and WELFARE		All Other		TAX TITLE LIENS OUTSTANDING	
Health Services Except Environmental		CAPITAL DEBT AUTHORIZED, DECEMBER 31, 1989		Balance January 1, 1989	
Welfare-Public Assistance		ISSUED AND UNISSUED		Transfer From Taxes	
Hospital, Clinics, First Aid 100.00		GROSS DEBT		Redeemed in 1989	
Animal, Insect, & Rodent Control		NET DEBT		Cancelled, Abated or Adjusted (1989)	
Other Welfare Services		Total		Transfers to Foreclosed Property	
RECREATION and CONSERVATION		ISSUED AND OUTSTANDING		Balance December 31, 1989	
Beaches and Boardwalks		Schal		PROPERTY ACQUIRED BY DEED OR FORECLOSURE	
Parks, Playgrounds, Shade Trees		Self-Liquidating		Balance January 1, 1989	
Land Reclamation & Conservation		Other		Transfers From Taxes or Liens	
Other Recreational Services		Total		Sale for Cash (1989)	
EDUCATION (excluding schools)		EQUALIZED VALUATION BASIS		Cancelled, Abated or Adjusted (1989)	
Libraries		FOR NET DEBT COMPUTATION 454,390		Balance December 31, 1989	
Other Educational Services		REAL PROPERTY VALUATIONS		CURRENT FINANCES DECEMBER 31, 1989	
STATUTORY EXPENDITURES		Code Class # of Parcels % VAL'N		ASSETS	
Pensions & F. L. C. A. 665.00		1 Vacant Land 2 399,000.00		Cash Dec. 31, 1989 140,149.94	
Employee Fringe Benefits		2 Residential		Taxes Receivable 613.32	
Other Statutory Expenditures 40.00		3 Farm		Tax Title Liens	
CETA And Other Public Employment Programs		4a Commercial		Foreclosed Property	
MUNICIPAL FUNCTIONS TOTAL 71,823.00		4b Industrial		Emergencies & Other Deferred Charges	
CAPITAL IMPROVEMENTS * MEMO *		4c Apartments		State and Federal Aid Receivable	
DEBT SERVICE		Total 2 399,000.00		Other Receivables	
Principal Payments		Land Area 19.95 Sq. Miles		Total 140,763.26	
Interest Payments		Net Valuation Taxable-Municipal 498,792		LIABILITIES, RESERVES, AND SURPLUS	
DEFERRED CHARGES		Net Valuation Taxable-County 565,748		Cash Liabilities 19,438.19	
SCHOOL, COUNTY, SPECIAL DISTRICT TAXES 3,707.28		State Equalized Valuation 554,182		Reserves for Receivables 613.32	
RESERVE FOR UNCOLLECTED TAXES		State Equalization Ratio 87.81		Surplus Dec. 31, 1989 120,711.75	
EXPENDITURES TOTAL 75,530.28				Total 140,763.26	

Population 1980 13,732
 Population 1990 14,536
 S & P Rating
 Moody Rating A

General Tax Rate Per \$100. 1.67
 State Equalized Tax Rate 1.45

PALISADES PARK BOROUGH - BERGEN CO.

Form of Government:

Borough Council

Number of Members on Governing Body - 6

PER CAPITA:
 Gross Debt 423.37 PER CENT:
 Net Debt 256.81 Gross Debt .72
 Debt Service 26.37 Net Debt .44
 Total Tax Levy 978.59 Tax Levy Collected 96.67
 Municipal Expenditures 502.77 Tax Levy Cancelled, Abated or Adjusted .44

EXPENDITURES		REVENUES-REALIZED			1989 PROPERTY TAX	
GENERAL GOVERNMENT					STATE EQUALIZED TAX RATE	
Governing Body & Public Boards	1,000.00	1989 Property Taxes Collected	13,735,998.73	Local District School Taxes	.74	7,271,410.13
Municipal Clerk		1989 Payments in Lieu of Taxes		Regional & Consolidated School Tax		
Financial Administration	33,075.00	Delinquent Tax & Lien Collections	406,910.22	School Taxes in Municipal Budget		
Assessment of Taxes	12,567.00	Business Personalty Replacement Taxes	145,259.76	County Taxes	.22	2,115,175.55
Collection of Taxes	48,330.00	Taxes from Public Utilities	593,972.00	County Library Taxes		
Planning, Housing & Development	22,775.00	Other Miscellaneous Tax Revenues		Local Municipal Purpose Taxes	.49	4,768,407.00
Human Resources	100,095.17	State Aid Revenues	160,699.20	Veteran & Senior Citizen Taxes		103,200.00
Elections		Federal Aid Revenues		Total Taxes for Rate Computation	1.45	14,258,192.68
General Administration (other)	710,906.47	State and Local Fiscal Assistance Act Utilized		Special District Taxes		
JUDICIARY		Sale of Acquired Property		Bank Corp. Taxes		
Municipal Courts	60,999.57	Other Miscellaneous Revenues	606,206.54	Added and Omitted Taxes		69,742.31
PUBLIC SAFETY		Total	15,699,046.55	Total Taxes Levied - ABSTRACT		14,224,734.99
Fire Protection	164,911.24	Prior Years Surplus Appropriated	800,000.00	Total Taxes Billed		14,261,043.90
Police Protection	1,614,317.39	REVENUES TOTAL	16,499,046.55	1989 TAXES COLLECTED		13,785,993.73
Civil Defense & Disaster Control	1,235.00	Reserve For Uncollected Taxes	515,820.00	1989 Taxes Cancelled, Abated or Adjusted		63,428.27
Environmental Inspection & Control	46,175.00	CAPITAL OUTLAY TOTAL	304,356.54	Transfer to Tax Title Liens or Foreclosed		
Other Public Safety		Public Enterprises	223,899.42	Balance Outstanding Dec. 31, 1989		411,521.90
PUBLIC WORKS		Recreation-Culture		PRIOR YEARS TAXES OUTSTANDING		
Streets and Drainage	508,761.00	Public Works	324,554.00	Balance January 1, 1989		419,203.02
Sewers and Sewage Processing	622,476.24	Buildings and Grounds	256,433.12	Collected in 1989		400,910.22
Garbage and Trash Disposal	1,154,354.00	Library and Education		Cancelled, Abated or Adjusted 1989		
Public Buildings and Grounds	55,236.00	Conservation		Transfers to Tax Title Liens or Foreclosed		
Other Public Works	30,000.00	All Other		Balance December 31, 1989		12,292.80
HEALTH and WELFARE		CAPITAL DEBT AUTHORIZED, DECEMBER 31, 1989		TAX TITLE LIENS OUTSTANDING		
Health Services Except Environmental	30,725.00	ISSUED AND UNISSUED		Balance January 1, 1989		
Welfare-Public Assistance	17,322.00	School	820,000	Transfer From Taxes		
Hospital, Clinics, First Aid		Self-Liquidating	1,495,068	Redeemed in 1989		
Animal, Insect, & Rodent Control		Other	3,839,086	Cancelled, Abated or Adjusted (1989)		
Other Welfare Services		Total	6,154,154	Transfers to Foreclosed Property		
RECREATION and CONSERVATION		ISSUED AND OUTSTANDING		Balance December 31, 1989		
Beaches and Boardwalks		School	820,000.00	PROPERTY ACQUIRED BY DEED OR FORECLOSURE		
Parks, Playgrounds, Shade Trees	9,500.00	Self-Liquidating	733,168.00	Balance January 1, 1989		16,947.50
Land Reclamation & Conservation	1,000.00	Other	2,885,784.42	Transfers From Taxes or Liens		
Other Recreational Services	63,100.00	Total	4,438,952.42	Sale for Cash (1989)		
EDUCATION (excluding schools)		EQUALIZED VALUATION BASIS FOR NET DEBT COMPUTATION		Cancelled, Abated or Adjusted (1989)		
Libraries	187,740.00	REAL PROPERTY VALUATIONS		Balance December 31, 1989		16,947.50
Other Educational Services		Code Class # of Parcels % VAL'N ASSESSED VALUATION		CURRENT FINANCES DECEMBER 31, 1989		
STATUTORY EXPENDITURES		1 Vacant Land 111 2.73 23,142,200.00		ASSETS		
Pensions & F. L. C. A.	444,834.49	2 Residential 2683 58.09 579,030,100.00		Cash Dec. 31, 1989		1,229,501.24
Employee Fringe Benefits	322,190.89	3 Farm 11.56 98,172,700.00		Taxes Receivable		423,914.70
Other Statutory Expenditures	100.00	4a Commercial 198 11.56 98,172,700.00		Tax Title Liens		
CETA And Other Public Employment Programs		4b Industrial 53 7.90 57,037,700.00		Foreclosed Property		10,947.50
MUNICIPAL FUNCTIONS		4c Apartments 33 9.73 52,559,100.00		Emergencies & Other Deferred Charges		272,000.00
CAPITAL IMPROVEMENTS		Total 3133 849,001,800.00		State and Federal Aid Receivable		
DEBT SERVICE		Land Area 1.30 Sq. Miles		Other Receivables		3,950.53
Principal Payments	213,226.00	Net Valuation Taxable-Municipal	649,599,233	Total		1,896,313.97
Interest Payments	165,037.37	Net Valuation Taxable-County	94,373,206	LIABILITIES, RESERVES, AND SURPLUS		
DEFERRED CHARGES		State Equalized Valuation	976,461,576	Cash Liabilities		543,312.09
SCHOOL, COUNTY, SPECIAL DISTRICT TAXES	9,386,535.63	State Equalization Ratio	87.00	Reserves for Receivables		444,812.73
RESERVE FOR UNCOLLECTED TAXES	515,820.00			Surplus Dec. 31, 1989		903,199.15
EXPENDITURES TOTAL	16,694,922.63			Total		1,395,313.97

Population 1980 7,085
 Population 1990 7,056
 S & P Rating
 Moody Rating

General Tax Rate Per \$100. 3.40
 State Equalized Tax Rate 2.18

PALMYRA BOROUGH - BURLINGTON CO.

Form of Government:

Borough Council

Number of Members on Governing Body - 6

PER CAPITAL:
 Gross Debt 727.24
 Net Debt 131.33
 Debt Service 13.72
 Total Tax Levy 761.15
 Municipal Expenditures 375.75

PER CENT:
 Gross Debt 2.39
 Net Debt .43
 Tax Levy Collected 95.91
 Tax Levy Cancelled, Abated or Adjusted .07

EXPENDITURES		REVENUES-REALIZED		1989 PROPERTY TAX	
GENERAL GOVERNMENT				STATE EQUALIZED TAX RATE	
Governing Body & Public Boards	12,800.00	1989 Property Taxes Collected 5,151,000.02		Local District School Taxes .99	2,434,728.00
Municipal Clerk		1989 Payments in Lieu of Taxes 34,238.43		Regional & Consolidated School Tax	
Financial Administration	13,542.10	Delinquent Tax & Lien Collections 187,124.83		School Taxes in Municipal Budget	
Assessment of Taxes	3,125.00	Business Personalty Replacement Taxes 51,528.32		County Taxes .52	1,275,936.35
Collection of Taxes	6,450.00	Taxes from Public Utilities 356,234.57		County Library Taxes .03	73,020.19
Planning, Housing & Development	5,599.00	Other Miscellaneous Tax Revenues		Local Municipal Purpose Taxes .64	1,565,083.30
Human Resources	23,178.68	State Aid Revenues 103,071.52		Veteran & Senior Citizen Taxes	90,300.00
Elections		Federal Aid Revenues		Total Taxes for Rate Computation 2.18	5,439,067.84
General Administration (other)	381,980.00	State and Local Fiscal Assistance Act Utilized		Special District Taxes	
JUDICIARY		Sale of Acquired Property		Bank Corp. Taxes	
Municipal Courts	39,199.00	Other Miscellaneous Revenues 395,156.79		Added and Omitted Taxes	21,876.78
PUBLIC SAFETY		Total 6,278,354.48		Total Taxes Levied - ABSTRACT	5,370,644.62
Fire Protection	96,919.00	Prior Years Surplus Appropriated 185,000.00		Total Taxes Billed	5,370,932.96
Police Protection	607,397.00	REVENUES TOTAL 6,463,354.48		1989 TAXES COLLECTED	5,151,000.02
Civil Defense & Disaster Control	900.00	Reserve For Uncollected Taxes 234,454.14		1989 Taxes Cancelled, Abated or Adjusted	3,746.05
Environmental Inspection & Control	16,525.00	CAPITAL OUTLAY TOTAL 991,888.79		Transfer to Tax Title Liens or Foreclosed	6,211.56
Other Public Safety				Balance Outstanding Dec. 31, 1989	209,975.33
PUBLIC WORKS				PRIOR YEARS TAXES OUTSTANDING	
Streets and Drainage	213,812.00	Public Enterprises 774,447.90		Balance January 1, 1989	180,314.08
Sewers and Sewage Processing		Recreation-Culture 5,303.00		Collected in 1989	177,150.15
Garbage and Trash Disposal	432,000.00	Public Works 187,344.45		Cancelled, Abated or Adjusted 1989	2,688.86
Public Buildings and Grounds	17,611.00	Buildings and Grounds 4,793.44		Transfers to Tax Title Liens or Foreclosed	
Other Public Works	57,613.00	Library and Education		Balance December 31, 1989	475.07
HEALTH and WELFARE		Conservation		TAX TITLE LIENS OUTSTANDING	
Health Services Except Environmental	840.00	All Other		Balance January 1, 1989	27,169.64
Welfare-Public Assistance	7,300.00	CAPITAL DEBT AUTHORIZED, DECEMBER 31, 1989		Transfer From Taxes	6,211.56
Hospital, Clinics, First Aid		ISSUED AND UNISSUED GROSS DEBT NET DEBT		Redeemed in 1989	9,974.68
Animal, Insect, & Rodent Control		School 4,204,750		Cancelled, Abated or Adjusted (1989)	
Other Welfare Services		Self-Liquidating 926,675		Transfers to Foreclosed Property	11,064.43
RECREATION and CONSERVATION		Other 5,131,425		Balance December 31, 1989	12,342.09
Beaches and Boardwalks		ISSUED AND OUTSTANDING		PROPERTY ACQUIRED BY DEED OR FORECLOSURE	
Parks, Playgrounds, Shade Trees	22,450.00	School 1,509,000.00		Balance January 1, 1989	57,735.57
Land Reclamation & Conservation	1,328.96	Self-Liquidating 926,675.00		Transfers From Taxes or Liens	11,064.43
Other Recreational Services	4,000.00	Other 2,435,675.00		Sole for Cash (1989)	
EDUCATION (excluding schools)		EQUALIZED VALUATION BASIS FOR NET DEBT COMPUTATION 214,654,429		Cancelled, Abated or Adjusted (1989)	
Libraries	1,600.00	REAL PROPERTY VALUATIONS		Balance December 31, 1989	68,800.00
Other Educational Services		Code Class # of Parcels % VAL'N ASSESSED VALUATION		CURRENT FINANCES DECEMBER 31, 1989	
STATUTORY EXPENDITURES		1 Vacant Land 168 1.90 2,976,850.00		ASSETS	
Pensions & F. L. C. A.	143,746.00	2 Residential 2430 79.82 125,077,200.00		Cash Dec. 31, 1989	1,776,826.96
Employee Fringe Benefits	163,700.00	3 Farm 119 8.40 13,167,200.00		Taxes Receivable	210,450.40
Other Statutory Expenditures	1,000.00	4a Commercial 27 3.33 5,218,800.00		Tox Title Liens	12,342.09
CETA And Other Public Employment Programs		4c Apartments 90 6.55 10,259,400.00		Foreclosed Property	68,800.00
MUNICIPAL FUNCTIONS TOTAL 2,285,115.74		Total 2834 156,699,450.00		Emergencies & Other Deferred Charges	
CAPITAL IMPROVEMENTS *MEMO* 8,000.00		Land Area 1.92 Sq. Miles		State and Federal Aid Receivable	
DEBT SERVICE		Net Valuation Taxable-Municipal 157,417,784		Other Receivables	20,472.49
Principal Payments	70,000.00	Net Valuation Taxable-County 218,972,751		Total	2,088,891.94
Interest Payments	26,803.50	State Equalized Valuation 245,522,974		LIABILITIES, RESERVES, AND SURPLUS	
DEFERRED CHARGES 34,930.00		State Equalization Ratio 64.01		Cash Liabilities	1,342,265.58
SCHOOL, COUNTY, SPECIAL DISTRICT TAXES 3,783,684.54				Reserves for Receivables	312,064.98
RESERVE FOR UNCOLLECTED TAXES 234,454.14				Surplus Dec. 31, 1989	434,561.38
EXPENDITURES TOTAL 6,434,987.92				Total	2,088,891.94

0246

Population 1980 26,474
 Population 1990 25,067
 S & P Rating AA
 Moody Rating AA

General Tax Rate Per \$100. 1.53
 State Equalized Tax Rate 1.19

PARAMUS BOROUGH - BERGEN COUNTY

Form of Government:

Borough Council

Number of Members on Governing Body - 6

PER CAPITA: Gross Debt 1,088.30
 Net Debt 713.34
 Debt Service 54.83
 Total Tax Levy 1,787.61
 Municipal Expenditures 925.78
 PER CENT: Gross Debt .81
 Net Debt .53
 Tax Levy Collected 98.13
 Tax Levy Cancelled, Abated or Adjusted .51

EXPENDITURES		REVENUES-REALIZED		1989 PROPERTY TAX	
GENERAL GOVERNMENT		REVENUES		STATE EQUALIZED TAX RATE	
Governing Body & Public Boards	47,100.00	1989 Property Taxes Collected	44,160,383.94	Local District School Taxes	.62 23,055,912.00
Municipal Clerk	102,000.00	1989 Payments in Lieu of Taxes		Regional & Consolidated School Tax	
Financial Administration	215,088.00	Delinquent Tax & Lien Collections	536,512.35	School Taxes in Municipal Budget	
Assessment of Taxes	177,000.00	Business Personalty Replacement Taxes	1,237,719.44	County Taxes	.18 6,759,928.11
Collection of Taxes	81,396.00	Taxes from Public Utilities	2,796,490.00	County Library Taxes	
Planning, Housing & Development	162,555.00	Other Miscellaneous Tax Revenues		Local Municipal Purpose Taxes	.39 14,537,055.67
Human Resources	159,740.00	State Aid Revenues	355,114.87	Veteran & Senior Citizen Taxes	263,300.00
Elections		Federal Aid Revenues		Total Taxes for Rate Computation	1.19 44,616,195.78
General Administration (other)	1,949,795.00	State and Local Fiscal Assistance Act Utilized	4,658.00	Special District Taxes	
JUDICIARY		Sale of Acquired Property		Bank Corp. Taxes	
Municipal Courts	174,723.00	Other Miscellaneous Revenues	2,318,900.32	Added and Omitted Taxes	457,215.09
PUBLIC SAFETY		Total	51,959,778.92	Total Taxes Levied - ABSTRACT	44,810,110.87
Fire Protection	898,140.21	Prior Years Surplus Appropriated	1,900,000.00	Total Taxes Billed	45,002,231.61
Police Protection	5,723,072.00	REVENUES TOTAL	53,859,778.92	1989 TAXES COLLECTED	44,160,383.94
Civil Defense & Disaster Control	36,610.00	Reserve For Uncollected Taxes	1,752,026.68	1989 Taxes Cancelled, Abated or Adjusted	229,525.61
Environmental Inspection & Control	472,000.00	CAPITAL OUTLAY TOTAL	2,698,431.74	Transfer to Tax Title Liens or Foreclosed	
Other Public Safety		Public Enterprises	93,811.02	Balance Outstanding Dec. 31, 1989	612,322.46
PUBLIC WORKS		Recreation-Culture		PRIOR YEARS TAXES OUTSTANDING	
Streets and Drainage	1,251,675.00	Public Works	2,604,620.72	Balance January 1, 1989	720,889.28
Sewers and Sewage Processing	4,500.00	Buildings and Grounds		Collected in 1989	582,310.31
Garbage and Trash Disposal	2,400,400.00	Library and Education		Cancelled, Abated or Adjusted 1989	118,739.95
Public Buildings and Grounds	154,800.00	Conservation		Transfers to Tax Title Liens or Foreclosed	18,229.63
Other Public Works	130,000.00	All Other		Balance December 31, 1989	1,609.39
HEALTH and WELFARE		CAPITAL DEBT AUTHORIZED, DECEMBER 31, 1989		TAX TITLE LIENS OUTSTANDING	
Health Services Except Environmental	296,250.00	ISSUED AND UNISSUED		Balance January 1, 1989	
Welfare-Public Assistance	84,200.00	School	6,055,000.00	Transfer From Taxes	18,229.63
Hospital, Clinics, First Aid	2,000.00	Self-Liquidating	6,338,585	Redeemed in 1989	4,202.04
Animal, Insect, & Rodent Control	58,200.00	Other	14,836,770	Cancelled, Abated or Adjusted (1989)	
Other Welfare Services		Total	27,280,355	Transfers to Foreclosed Property	
RECREATION and CONSERVATION		ISSUED AND OUTSTANDING		Balance December 31, 1989	14,027.59
Beaches and Boardwalks		School	6,055,000.00	PROPERTY ACQUIRED BY DEED OR FORECLOSURE	
Parks, Playgrounds, Shade Trees	553,485.00	Self-Liquidating	6,134,750.00	Balance January 1, 1989	23,978.00
Land Reclamation & Conservation	498,300.00	Other	12,284,020.00	Transfers From Taxes or Liens	
Other Recreational Services	220,729.00	Total	24,473,770.00	Sale for Cash (1989)	
EDUCATION (excluding schools)		EQUALIZED VALUATION BASIS FOR NET DEBT COMPUTATION		Cancelled, Abated or Adjusted (1989)	
Libraries	1,143,764.00	REAL PROPERTY VALUATIONS		Balance December 31, 1989	23,978.00
Other Educational Services		Code Class # of Parcels % VAL'N		CURRENT FINANCES DECEMBER 31, 1989	
STATUTORY EXPENDITURES				ASSETS	
Pensions & F. L. C. A.	1,549,677.80	1 Vacant Land 267 1.85	53,804,500.00	Cash Dec. 31, 1989	8,901,032.35
Employee Fringe Benefits	925,000.00	2 Residential 7473 52.15	1,514,839,300.00	Taxes Receivable	613,931.85
Other Statutory Expenditures	10,000.00	3 Farm 13 .03	1,031,100.00	Tax Title Liens	14,027.59
CETA And Other Public Employment Programs		4a Commercial 421 41.67	1,210,332,600.00	Foreclosed Property	23,978.00
MUNICIPAL FUNCTIONS		4b Industrial 41 4.29	124,439,600.00	Emergencies & Other Deferred Charges	197,022.00
CAPITAL IMPROVEMENTS		4c Apartments		State and Federal Aid Receivable	
DEBT SERVICE		Total 8215	2,904,497,100.00	Other Receivables	207,973.84
Principal Payments	650,000.00	Land Area 10.35 Sq. Miles		Total	9,957,965.63
Interest Payments	724,430.85	Net Valuation Taxable-Municipal	2,911,404,342	LIABILITIES, RESERVES, AND SURPLUS	
DEFERRED CHARGES		Net Valuation Taxable-County	3,657,055,303	Cash Liabilities	5,020,228.32
SCHOOL, COUNTY, SPECIAL DISTRICT TAXES	29,815,840.11	State Equalized Valuation	3,727,759,279	Reserves for Receivables	769,911.28
RESERVE FOR UNCOLLECTED TAXES	1,752,026.68	State Equalization Ratio	78.06	Surplus Dec. 31, 1989	4,167,826.03
EXPENDITURES TOTAL	53,022,458.69			Total	9,957,965.63

0247
 Population 1980 8,515
 Population 1990 3,102
 S & P Rating
 Moody Rating A1

General Tax Rate Per \$100. 3.04
 State Equalized Tax Rate 1.56

PARK RIDGE BOROUGH - BERGEN COUNTY
 Form of Government:
Borough Council
 Number of Members on Governing Body - 6

PER CAPITA:
 Grass Debt 1,501.21 PER CENT:
 Net Debt 1,091.64 Grass Debt 1.70
 Debt Service 97.45 Net Debt 1.24
 Total Tax Levy 1,627.15 Tax Levy Collected 96.47
 Municipal Expenditures 737.96 Tax Levy Cancelled, Abated or Adjusted 1.41

EXPENDITURES		REVENUES-REALIZED			1989 PROPERTY TAX	
GENERAL GOVERNMENT					STATE EQUALIZED TAX RATE	
Governing Body & Public Boards	10,350.00	1989 Property Taxes Collected	12,744,374.54	Local District School Taxes	.84	7,079,572.00
Municipal Clerk		1989 Payments in Lieu of Taxes	400,000.00	Regional & Consolidated School Tax		
Financial Administration	10,000.00	Delinquent Tax & Lien Collections	147,452.57	School Taxes in Municipal Budget		
Assessment of Taxes	75,209.00	Business Personalty Replacement Taxes	84,358.96	County Taxes	.22	1,824,393.63
Collection of Taxes	76,829.00	Taxes from Public Utilities	281,614.00	County Library Taxes		
Planning, Housing & Development	52,469.00	Other Miscellaneous Tax Revenues		Local Municipal Purpose Taxes	.49	4,136,711.24
Human Resources	50,184.50	State Aid Revenues	89,198.24	Veteran & Senior Citizen Taxes		58,200.00
Elections		Federal Aid Revenues		Total Taxes for Rate Computation	1.55	13,098,876.87
General Administration (other)	383,157.00	State and Local Fiscal Assistance Act Utilized		Special District Taxes		
JUDICIARY		Sale of Acquired Property		Bank Corp. Taxes		
Municipal Courts	49,576.00	Other Miscellaneous Revenues	766,719.07	Added and Omitted Taxes		142,526.08
PUBLIC SAFETY		Total	14,513,717.38	Total Taxes Levied - ABSTRACT		13,183,202.95
Fire Protection	109,666.00	Prior Years Surplus Appropriated	210,000.00	Total Taxes Billed		13,211,320.95
Police Protection	1,136,342.00	REVENUES TOTAL	14,723,717.38	1989 TAXES COLLECTED		12,744,374.54
Civil Defense & Disaster Control	4,327.00	Reserve For Uncollected Taxes	363,500.00	1989 Taxes Cancelled, Abated or Adjusted		185,999.37
Environmental Inspection & Control	21,017.00	CAPITAL OUTLAY TOTAL	955,426.68	Transfer to Tax Title Liens or Foreclosed		
Other Public Safety		Public Enterprises	403,877.66	Balance Outstanding Dec. 31, 1989		280,947.04
PUBLIC WORKS		Recreation-Culture	75,604.92	PRIOR YEARS TAXES OUTSTANDING		
Streets and Drainage	342,254.00	Public Works	451,801.72	Balance January 1, 1989		147,452.57
Sewers and Sewage Processing	323,306.00	Buildings and Grounds	24,142.38	Collected in 1989		147,452.57
Garbage and Trash Disposal	955,694.00	Library and Education		Cancelled, Abated or Adjusted 1989		
Public Buildings and Grounds	105,369.00	Conservation		Transfers to Tax Title Liens or Foreclosed		
Other Public Works	124,611.34	All Other		Balance December 31, 1989		
HEALTH and WELFARE		CAPITAL DEBT AUTHORIZED, DECEMBER 31, 1989		TAX TITLE LIENS OUTSTANDING		
Health Services Except Environmental	66,634.00	ISSUED AND UNISSUED		Balance January 1, 1989		26,035.84
Welfare-Public Assistance	14,000.00	School	419,000	Transfer From Taxes		
Hospital, Clinics, First Aid		Self-Liquidating	4,104,714	Redeemed in 1989		
Animal, Insect, & Rodent Control		Other	7,639,061	Cancelled, Abated or Adjusted (1989)		26,035.84
Other Welfare Services		Total	12,162,776	Transfers to Foreclosed Property		
RECREATION and CONSERVATION		ISSUED AND OUTSTANDING		Balance December 31, 1989		
Beaches and Boardwalks		School	419,000.00	PROPERTY ACQUIRED BY DEED OR FORECLOSURE		
Parks, Playgrounds, Shade Trees	1,300.00	Self-Liquidating	3,135,000.00	Balance January 1, 1989		78,764.16
Land Reclamation & Conservation	91,349.00	Other	7,335,500.00	Transfers From Taxes or Liens		26,035.84
Other Recreational Services	27,350.00	Total	10,889,500.00	Sale for Cash (1989)		
EDUCATION (excluding schools)		EQUALIZED VALUATION BASIS FOR NET DEBT COMPUTATION	715,474,887	Cancelled, Abated or Adjusted (1989)		
Libraries	195,641.00	REAL PROPERTY VALUATIONS		Balance December 31, 1989		104,800.00
Other Educational Services	300.00	Code Class # of Parcels % VAL'N		CURRENT FINANCES DECEMBER 31, 1989		
STATUTORY EXPENDITURES		1 Vacant Land 358 3.03		ASSETS		
Pensions & F. L. C. A.	303,830.00	2 Residential 2546 73.21		Cash Dec. 31, 1989		1,020,698.53
Employee Fringe Benefits	217,150.00	3 Farm 82 21.71		Taxes Receivable		280,947.04
Other Statutory Expenditures		4a Commercial 8 21.71		Tax Title Liens		
CETA And Other Public Employment Programs		4b Industrial 8 .76		Foreclosed Property		104,800.00
MUNICIPAL FUNCTIONS TOTAL	4,814,934.84	4c Apartments 9 1.30		Emergencies & Other Deferred Charges		67,400.00
CAPITAL IMPROVEMENTS * MEMO *	37,500.00	Total 3003		State and Federal Aid Receivable		2,739.00
DEBT SERVICE		Land Area 2.58 Sq. Miles		Other Receivables		
Principal Payments	370,000.00	Net Valuation Taxable-Municipal	429,894,568	Total		1,476,584.57
Interest Payments	419,540.56	Net Valuation Taxable-County	771,157,932	LIABILITIES, RESERVES, AND SURPLUS		
DEFERRED CHARGES	10,128.00	State Equalized Valuation	838,271,981	Cash Liabilities		806,846.11
SCHOOL, COUNTY, SPECIAL DISTRICT TAXES	8,903,965.63	State Equalization Ratio	51.19	Reserves for Receivables		385,747.04
RESERVE FOR UNCOLLECTED TAXES	363,500.00			Surplus Dec. 31, 1989		283,991.42
EXPENDITURES TOTAL	14,882,069.03			Total		1,476,584.57

Population 1980 49,868
 Population 1990 48,478
 S & P Rating AA
 Moody Rating AA1

General Tax Rate Per \$100 2.80
 State Equalized Tax Rate 1.43

PARSIPPANY-TROY HILLS TWP. - MORRIS CO.

Form of Government:

Mayor-Council Plan E (OMCL 50)

Number of Members on Governing Body - 5

PER CAPITA: Gross Debt 2,374.93 PER CENT: Gross Debt 2.78
 Net Debt 1,146.71 Net Debt 1.34
 Debt Service 94.67 Tax Levy Collected 96.86
 Total Tax Levy 1,465.21 Tax Levy Cancelled, Abated or Adjusted .12
 Municipal Expenditures 600.55

EXPENDITURES		REVENUES-REALIZED		1989 PROPERTY TAX	
GENERAL GOVERNMENT		REVENUES-REALIZED		STATE EQUALIZED TAX RATE	
Governing Body & Public Boards		1989 Property Taxes Collected	68,841,224.55	Local District School Taxes	.86
Municipal Clerk		1989 Payments in Lieu of Taxes	118,881.95	Regional & Consolidated School Tax	
Financial Administration	505,438.00	Delinquent Tax & Lien Collections	1,182,794.72	School Taxes in Municipal Budget	
Assessment of Taxes		Business Personalty Replacement Taxes	437,669.84	County Taxes	.26
Collection of Taxes		Taxes from Public Utilities	2,350,966.00	County Library Taxes	
Planning, Housing & Development	169,596.00	Other Miscellaneous Tax Revenues		Local Municipal Purpose Taxes	.31
Human Resources	224,497.83	State Aid Revenues	824,193.45	Veteran & Senior Citizen Taxes	
Elections	15,100.00	Federal Aid Revenues		Total Taxes for Rate Computation	1.43
General Administration (other)	2,291,107.92	State and Local Fiscal Assistance Act Utilized		Special District Taxes	
JUDICIARY		Sale of Acquired Property		Bank Corp. Taxes	
Municipal Courts	290,203.00	Other Miscellaneous Revenues	6,329,727.98	Added and Omitted Taxes	781,230.46
PUBLIC SAFETY		Total	80,135,458.49	Total Taxes Levied - ABSTRACT	71,030,655.48
Fire Protection	203,248.00	Prior Years Surplus Appropriated	4,921,000.00	Total Taxes Billed	71,070,443.69
Police Protection	6,709,790.50	REVENUES TOTAL	85,056,458.49	1989 TAXES COLLECTED	68,841,224.55
Civil Defense & Disaster Control	24,825.00	Reserve For Uncollected Taxes	1,343,540.39	1989 Taxes Cancelled, Abated or Adjusted	37,149.03
Environmental Inspection & Control		CAPITAL OUTLAY TOTAL	12,845,272.33	Transfer to Tax Title Liens or Foreclosed	7,956.62
Other Public Safety		Public Enterprises	4,623,077.97	Balance Outstanding Dec. 31, 1989	2,134,313.38
PUBLIC WORKS		Recreation-Culture	380,540.59	PRIOR YEARS TAXES OUTSTANDING	
Streets and Drainage	459,250.00	Public Works	2,607,919.33	Balance January 1, 1989	1,319,706.57
Sewers and Sewage Processing		Buildings and Grounds	2,091,033.51	Collected in 1989	1,139,100.70
Garbage and Trash Disposal	5,353,849.84	Library and Education		Cancelled, Abated or Adjusted 1989	1,445.33
Public Buildings and Grounds	1,153,558.00	Conservation	2,642,700.93	Transfers to Tax Title Liens or Foreclosed	
Other Public Works	1,377,126.10	All Other		Balance December 31, 1989	179,162.49
HEALTH and WELFARE		CAPITAL DEBT AUTHORIZED, DECEMBER 31, 1989		TAX TITLE LIENS OUTSTANDING	
Health Services Except Environmental	375,033.00	ISSUED AND UNISSUED		Balance January 1, 1989	92,939.89
Welfare-Public Assistance	85,917.00	School		Transfer From Taxes	2,121.08
Hospital, Clinics, First Aid	3,500.00	Self-Liquidating	59,541,562	Redeemed in 1989	43,594.02
Animal, Insect, & Rodent Control	42,310.00	Other	55,590,000	Cancelled, Abated or Adjusted (1989)	6,801.21
Other Welfare Services		Total	115,131,662	Transfers to Foreclosed Property	
RECREATION and CONSERVATION				Balance December 31, 1989	50,565.74
Beaches and Boardwalks		ISSUED AND OUTSTANDING		PROPERTY ACQUIRED BY DEED OR FORECLOSURE	
Parks, Playgrounds, Shade Trees	822,264.00	School		Balance January 1, 1989	1,477,500.00
Land Reclamation & Conservation		Self-Liquidating	53,377,000.00	Transfers From Taxes or Liens	
Other Recreational Services	381,553.00	Other	46,183,936.23	Sale for Cash (1989)	
EDUCATION (excluding schools)		Total	99,560,936.23	Cancelled, Abated or Adjusted (1989)	35,000.00
Libraries	1,143,851.00	EQUALIZED VALUATION BASIS FOR NET DEBT COMPUTATION	4,142,943.159	Balance December 31, 1989	1,442,800.00
Other Educational Services	3,000.00	REAL PROPERTY VALUATIONS		CURRENT FINANCES DECEMBER 31, 1989	
STATUTORY EXPENDITURES		Code Class # of Parcels % VALN ASSESSED VALUATION		ASSETS	
Pensions & F. L. C. A.	1,509,958.34	1 Vacant Land 660 2.24	54,954,500.00	Cash Dec. 31, 1989	5,792,954.01
Employee Fringe Benefits		2 Residential 11399 43.11	1,057,120,100.00	Taxes Receivable	2,313,475.67
Other Statutory Expenditures	2,500.00	3 Farm 12 .04	954,300.00	Tax Title Liens	50,565.74
CETA And Other Public Employment Programs		4a Commercial 404 41.22	1,010,876,500.00	Foreclosed Property	1,442,800.00
MUNICIPAL FUNCTIONS TOTAL	23,151,041.53	4b Industrial 54 5.23	129,192,100.00	Emergencies & Other Deferred Charges	245,000.00
CAPITAL IMPROVEMENTS * M.E.M.O *	1,020,000.00	4c Apartments 33 8.17	200,274,200.00	State and Federal Aid Receivable	20,760.94
DEBT SERVICE		Total	2,452,381,700.00	Other Receivables	380,687.78
Principal Payments	1,585,000.00	Land Area 24.30 Sq. Miles		Total	10,246,244.34
Interest Payments	3,004,234.24	Net Valuation Taxable-Municipal	2,462,547,910	LIABILITIES, RESERVES, AND SURPLUS	
DEFERRED CHARGES		Net Valuation Taxable-County	5,652,043,054	Cash Liabilities	4,800,926.57
SCHOOL, COUNTY, SPECIAL DISTRICT TAXES	55,284,835.97	State Equalized Valuation	4,820,044,241	Reserves for Receivables	4,187,529.39
RESERVE FOR UNCOLLECTED TAXES	1,343,540.39	State Equalization Ratio	50.93	Surplus Dec. 31, 1989	1,257,736.08
EXPENDITURES TOTAL	84,393,426.34			Total	10,246,244.34

Population 1980 52,463
 Population 1990 58,041
 S & P Rating
 Moody Rating

General Tax Rate Per \$100. 13.93
 State Equalized Tax Rate 2.39

PASSAIC CITY - PASSAIC COUNTY
 Form of Government:
 Mayor-Council Plan B (OMCL 50)
 Number of Members on Governing Body - 7

PER CAPITA:
 Gross Debt 354.32
 Net Debt 104.62
 Debt Service 15.32
 Total Tax Levy 671.73
 Municipal Expenditures 637.14

PER CENT:
 Gross Debt 1.85
 Net Debt .55
 Tax Levy Collected 95.60
 Tax Levy Cancelled, Abated or Adjusted .35

EXPENDITURES		REVENUES-REALIZED		1989 PROPERTY TAX		
GENERAL GOVERNMENT				STATE EQUALIZED TAX RATE		
Governing Body & Public Boards	145,947.00	1989 Property Taxes Collected	37,275,155.17	Local District Schaal Taxes	13,207,316.69	
Municipal Clerk	183,918.00	1989 Payments in Lieu of Taxes	216,140.00	Regional & Cansolidated Schaal Tax		
Financial Administration	310,231.00	Delinquent Tax & Lien Collections	617,283.16	Schaal Taxes in Municipal Budget		
Assessment of Taxes	235,374.00	Business Personalty Replacement Taxes	2,230,206.00	County Taxes	5,542,291.09	
Collection of Taxes	172,449.00	Taxes from Public Utilities	2,227,275.00	County Library Taxes		
Planning, Housing & Development	414,958.00	Other Miscellaneous Tax Revenues		Local Municipal Purpose Taxes	20,165,284.00	
Human Resources	1,300,926.00	State Aid Revenues	3,155,013.93	Veteran & Senior Citizen Taxes	186,400.00	
Elections	45,600.00	Federal Aid Revenues		Total Taxes for Rate Computation	39,101,281.78	
General Administration (other)	2,992,746.00	State and Local Fiscal Assistance Act Utilized		Special District Taxes		
JUDICIARY		Sale of Acquired Property		Bank Corp. Taxes		
Municipal Courts	402,323.00	Other Miscellaneous Revenues	2,930,875.13	Added and Omitted Taxes	73,268.83	
PUBLIC SAFETY		Total	53,701,948.39	Total Taxes Levied - ABSTRACT	38,988,150.61	
Fire Protection	4,752,012.00	Prior Years Surplus Appropriated	700,000.00	Total Taxes Billed	38,992,429.47	
Police Protection	5,263,461.00	REVENUES TOTAL	54,401,948.39	1989 TAXES COLLECTED	37,275,155.17	
Civil Defense & Disaster Control	157,979.00	Reserve For Uncollected Taxes	823,675.00	1989 Taxes Cancelled, Abated or Adjusted	331,193.37	
Environmental Inspection & Control	336,639.00	CAPITAL OUTLAY TOTAL	1,591,052.56	Transfer to Tax Title Liens or Foreclosed	3,103.56	
Other Public Safety		Public Enterprises		Balance Outstanding Dec. 31, 1989	1,382,977.37	
PUBLIC WORKS		Recreation-Culture		PRIOR YEARS TAXES OUTSTANDING		
Streets and Drainage	1,590,239.00	Public Works	1,591,052.56	Balance January 1, 1989	621,725.86	
Sewers and Sewage Processing	7,768,561.00	Buildings and Grounds		Collected in 1989	617,284.13	
Garbage and Trash Disposal		Library and Education		Cancelled, Abated or Adjusted 1989		
Public Buildings and Grounds		Conservation		Transfers to Tax Title Liens or Foreclosed	2,453.10	
Other Public Works	115,000.00	All Other		Balance December 31, 1989	1,983.63	
HEALTH and WELFARE		CAPITAL DEBT AUTHORIZED, DECEMBER 31, 1989		TAX TITLE LIENS OUTSTANDING		
Health Services Except Environmental	798,531.00	ISSUED AND UNISSUED	GROSS DEBT	NET DEBT		
Welfare-Public Assistance	25,000.00	School	7,360,000.00	Balance January 1, 1989		
Hospital, Clinics, First Aid	20,000.00	Self-Liquidating	7,133,000.00	Transfer From Taxes	5,910.00	
Animal, Insect, & Rodent Control	84,562.00	Other	6,072,300.00	Redeemed in 1989		
Other Welfare Services	760,546.00	Total	20,565,300.00	Cancelled, Abated or Adjusted (1989)		
RECREATION and CONSERVATION		ISSUED AND OUTSTANDING		PROPERTY ACQUIRED BY DEED OR FORECLOSURE		
Beaches and Boardwalks		Schaal	7,360,000.00	Balance January 1, 1989	698,100.00	
Parks, Playgrounds, Shade Trees	65,217.00	Self-Liquidating	7,133,000.00	Transfers From Taxes or Liens		
Land Reclamation & Conservation		Other	4,828,000.00	Sale for Cash (1989)		
Other Recreational Services	323,465.93	Total	19,321,000.00	Cancelled, Abated or Adjusted (1989)		
EDUCATION (excluding schools)		EQUALIZED VALUATION BASIS FOR NET DEBT COMPUTATION		CURRENT FINANCES DECEMBER 31, 1989		
Libraries	810,000.00	REAL PROPERTY VALUATIONS		ASSETS		
Other Educational Services		Code	Class	# of Parcels	% VAL'N	ASSESSED VALUATION
STATUTORY EXPENDITURES		1	Vacant Land	340	.70	1,894,100.00
Pensions & F.L.C.A.	3,292,948.00	2	Residential	5801	49.28	133,973,100.00
Employee Fringe Benefits	1,955,272.00	3	Farm			
Other Statutory Expenditures	85,000.00	4a	Commercial	1371	24.67	67,078,400.00
CETA And Other Public Employment Programs		4b	Industrial	141	11.59	31,511,100.00
MUNICIPAL FUNCTIONS TOTAL		4c	Apartments	386	13.77	37,429,400.00
CAPITAL IMPROVEMENTS *MEMO*		Total		8039		271,886,100.00
DEBT SERVICE		Land Area 3.20 Sq. Miles		Net Valuation Taxable-Municipal		278,391,707
Principal Payments	250,000.00	Net Valuation Taxable-County		State Equalized Valuation		1,216,080,248
Interest Payments	639,231.00	State Equalized Valuation		State Equalization Ratio		1,323,877,916
DEFERRED CHARGES		State Equalization Ratio				20.64
SCHOOL, COUNTY, SPECIAL DISTRICT TAXES	298,258.00					
RESERVE FOR UNCOLLECTED TAXES	18,749,597.78					
EXPENDITURES TOTAL	55,729,718.71					
				LIABILITIES, RESERVES, AND SURPLUS		
				Cash Liabilities		12,578,649.00
				Reserves for Receivables		2,521,020.00
				Surplus Dec. 31, 1989		1,436,140.00
				Total		16,535,809.00

1430
 Population 1980 7,275
 Population 1990 7,826
 S & P Rating AA
 Moody Rating A1

General Tax Rate Per \$100. 2.45
 State Equalized Tax Rate 1.61

PASSAIC TOWNSHIP - MORRIS COUNTY

Form of Government:

Township Committee

Number of Members on Governing Body - 5

PER CAPITA:
 Gross Debt 2,442.43 PER CENT:
 Net Debt 2,413.05 Gross Debt 2.94
 Debt Service 206.34 Net Debt 2.91
 Total Tax Levy 1,510.74 Tax Levy Collected 96.64
 Municipal Expenditures 856.73 Tax Levy Cancelled, Abated or Adjusted .88

EXPENDITURES		REVENUES-REALIZED		1989 PROPERTY TAX	
GENERAL GOVERNMENT		REVENUES		STATE EQUALIZED TAX RATE	
Governing Body & Public Boards		1989 Property Taxes Collected	11,467,041.20	Local District School Taxes	.60 4,410,840.00
Municipal Clerk		1989 Payments in Lieu of Taxes	1,501.88	Regional & Consolidated School Tax	.30 2,187,671.80
Financial Administration	43,000.00	Delinquent Tax & Lien Collections	251,107.05	School Taxes in Municipal Budget	
Assessment of Taxes	20,499.52	Business Personalty Replacement Taxes	107,170.96	County Taxes	.24 1,728,573.98
Collection of Taxes	41,939.05	Taxes from Public Utilities	1,275,650.00	County Library Taxes	
Planning, Housing & Development	82,651.74	Other Miscellaneous Tax Revenues		Local Municipal Purpose Taxes	.47 3,422,547.42
Human Resources	30,514.33	State Aid Revenues	92,076.78	Veteran & Senior Citizen Taxes	
Elections		Federal Aid Revenues		Total Taxes for Rate Computation	1.61 11,810,333.20
General Administration (other)	629,145.45	State and Local Fiscal Assistance Act Utilized		Special District Taxes	
JUDICIARY		Sale of Acquired Property		Bank Corp. Taxes	
Municipal Courts	50,227.56	Other Miscellaneous Revenues	1,797,977.23	Added and Omitted Taxes	73,438.59
PUBLIC SAFETY		Total	14,992,525.10	Total Taxes Levied - ABSTRACT	11,823,071.79
Fire Protection	127,935.36	Prior Years Surplus Appropriated	760,000.00	Total Taxes Billed	11,865,943.55
Police Protection	975,962.85	REVENUES TOTAL	15,752,525.10	1989 TAXES COLLECTED	11,467,041.20
Civil Defense & Disaster Control	1,838.98	Reserve For Uncollected Taxes	570,476.63	1989 Taxes Cancelled, Abated or Adjusted	104,396.44
Environmental Inspection & Control	53,300.00	CAPITAL OUTLAY TOTAL	920,005.03	Transfer to Tax Title Liens or Foreclosed	14,376.60
Other Public Safety		Public Enterprises		Balance Outstanding Dec. 31, 1989	280,129.31
PUBLIC WORKS		Recreation-Culture		PRIOR YEARS TAXES OUTSTANDING	
Streets and Drainage	489,858.73	Public Works	625,909.51	Balance January 1, 1989	304,791.66
Sewers and Sewage Processing	313,634.14	Buildings and Grounds	194,035.52	Collected in 1989	247,058.23
Garbage and Trash Disposal	706,350.30	Library and Education		Cancelled, Abated or Adjusted 1989	16,093.33
Public Buildings and Grounds	13,300.00	Conservation		Transfers to Tax Title Liens or Foreclosed	26,546.45
Other Public Works	24,500.00	All Other		Balance December 31, 1989	14,493.65
HEALTH and WELFARE		CAPITAL DEBT AUTHORIZED, DECEMBER 31, 1989		TAX TITLE LIENS OUTSTANDING	
Health Services Except Environmental	29,637.46	ISSUED AND UNISSUED		Balance January 1, 1989	15,238.39
Welfare-Public Assistance	7,820.00	School	229,884	Transfer From Taxes	46,300.03
Hospital, Clinics, First Aid		Self-Liquidating		Redeemed in 1989	3,448.82
Animal, Insect, & Rodent Control	9,950.00	Other	18,834,544	Cancelled, Abated or Adjusted (1989)	
Other Welfare Services		Total	19,114,429	Transfers to Foreclosed Property	
RECREATION and CONSERVATION		ISSUED AND OUTSTANDING		Balance December 31, 1989	58,089.60
Beaches and Boardwalks		School	229,884.27	PROPERTY ACQUIRED BY DEED OR FORECLOSURE	
Parks, Playgrounds, Shade Trees	12,847.55	Self-Liquidating		Balance January 1, 1989	206,425.00
Land Reclamation & Conservation	23,941.75	Other	15,534,006.00	Transfers From Taxes or Liens	
Other Recreational Services	54,803.40	Total	15,763,890.27	Sale for Cash (1989)	
EDUCATION (excluding schools)		EQUALIZED VALUATION BASIS		Cancelled, Abated or Adjusted (1989)	
Libraries	143,782.00	FOR NET DEBT COMPUTATION	649,711.659	Balance December 31, 1989	206,425.00
Other Educational Services	250.00	REAL PROPERTY VALUATIONS		CURRENT FINANCES DECEMBER 31, 1989	
STATUTORY EXPENDITURES		Code Class # of Parcels % VAL'N		ASSETS	
Pensions & F. I. C. A.	426,700.00	1 Vacant Land 345 3.02	14,327,050.00	Cash Dec. 31, 1989	2,090,449.82
Employee Fringe Benefits	124,050.00	2 Residential 2532 86.98	412,338,225.00	Taxes Receivable	294,622.96
Other Statutory Expenditures		3 Farm 42 .54	2,552,200.00	Tax Title Liens	58,089.00
CETA And Other Public Employment Programs		4a Commercial 105 3.11	33,495,900.00	Foreclosed Property	206,425.00
MUNICIPAL FUNCTIONS TOTAL	4,455,510.17	4b Industrial 19 1.35	6,392,300.00	Emergencies & Other Deferred Charges	3,256.43
CAPITAL IMPROVEMENTS * MEMO *	40,000.00	4c Apartments 1 .15	495,100.00	State and Federal Aid Receivable	
DEBT SERVICE		Total 3044	474,601,775.00	Other Receivables	25,326.41
Principal Payments	743,900.00	Land Area 12.50 Sq. Miles		Total	2,678,170.22
Interest Payments	855,943.87	Net Valuation Taxable-Municipal	481,320,732	LIABILITIES, RESERVES, AND SURPLUS	
DEFERRED CHARGES		Net Valuation Taxable-County	735,140,629	Cash Liabilities	698,274.78
SCHOOL, COUNTY, SPECIAL DISTRICT TAXES	8,327,035.78	State Equalized Valuation	728,552,752	Reserves for Receivables	584,463.97
RESERVE FOR UNCOLLECTED TAXES	570,476.63	State Equalization Ratio	65.75	Surplus Dec. 31, 1989	1,395,431.47
EXPENDITURES TOTAL	15,031,833.53			Total	2,678,170.22

Population 1980 137,970
 Population 1990 140,891
 S & P Rating B33
 Moody Rating AAA

General Tax Rate Per \$100. 13.50
 State Equalized Tax Rate 2.90

PATERSON CITY - PASSAIC COUNTY

Form of Government:

Mayor-Council Plan D (OMCL 50)

Number of Members on Governing Body - 9

PER CAPITA: Gross Debt 762.41 PER CENT: Gross Debt 4.42
 Net Debt 332.49 Net Debt 1.93
 Debt Service 108.33 Tax Levy Collected 93.29
 Total Tax Levy 619.42 Tax Levy Cancelled, Abated or Adjusted
 Municipal Expenditures 775.57 .87

EXPENDITURES		REVENUES-REALIZED		1989 PROPERTY TAX	
GENERAL GOVERNMENT		REVENUES-REALIZED		STATE EQUALIZED TAX RATE	
Governing Body & Public Boards	761,694.41	1989 Property Taxes Collected	81,418,494.34	Local District Schaal Taxes	1.18 35,173,232.54
Municipal Clerk	160,855.07	1989 Payments in Lieu of Taxes	2,895,508.74	Regional & Consolidated Schaal Tax	
Financial Administration	532,820.00	Delinquent Tax & Lien Collections	3,782,802.12	Schaal Taxes in Municipal Budget	.04 1,153,982.25
Assessment of Taxes	173,970.00	Business Personalty Replacement Taxes	2,448,544.20	County Taxes	-.39 11,639,094.65
Collection of Taxes	399,810.00	Taxes from Public Utilities	5,697,031.00	County Library Taxes	
Planning, Housing & Development	3,375,143.00	Other Miscellaneous Tax Revenues		Local Municipal Purpose Taxes	1.29 38,316,827.92
Human Resources	4,057,332.50	State Aid Revenues	34,707,482.33	Veteran & Senior Citizen Taxes	
Elections	43,148.97	Federal Aid Revenues	33,000.00	Total Taxes for Rate Computation	2.90 86,872,237.36
General Administration (other)	8,536,312.17	State and Local Fiscal Assistance Act Utilized		Special District Taxes	
JUDICIARY		Sale of Acquired Property		Bank Corp. Taxes	
Municipal Courts	950,737.60	Other Miscellaneous Revenues	14,275,980.78	Added and Omitted Taxes	987,283.54
PUBLIC SAFETY		Total	145,258,343.51	Total Taxes Levied - ABSTRACT	87,270,420.90
Fire Protection	5,520,972.93	Prior Years Surplus Appropriated	2,316,000.00	Total Taxes Billed	87,283,966.63
Police Protection	22,543,542.10	Reserve For Uncollected Taxes	8,196,898.04	1989 TAXES COLLECTED	81,418,494.34
Civil Defense & Disaster Control	17,000.00	CAPITAL OUTLAY	TOTAL	1989 Taxes Cancelled, Abated or Adjusted	756,123.40
Environmental Inspection & Control	822,121.21	Public Enterprises	4,836,492.03	Transfer to Tax Title Liens or Foreclosed	1,175,229.88
Other Public Safety		Recreation-Culture	202,652.56	Balance Outstanding Dec. 31, 1989	3,934,119.01
PUBLIC WORKS		Public Works	1,798,600.07	PRIOR YEARS TAXES OUTSTANDING	
Streets and Drainage	3,746,562.56	Buildings and Grounds	2,575,310.00	Balance January 1, 1989	3,029,902.19
Sewers and Sewage Processing	17,683,144.31	Library and Education	309,929.40	Collected in 1989	2,745,857.33
Garbage and Trash Disposal		Conservation		Cancelled, Abated or Adjusted 1989	
Public Buildings and Grounds	1,754,370.00	All Other		Transfers to Tax Title Liens or Foreclosed	277,062.93
Other Public Works	341,170.30	CAPITAL DEBT AUTHORIZED, DECEMBER 31, 1989		Balance December 31, 1989	6,981.93
HEALTH and WELFARE		ISSUED AND UNISSUED	GROSS DEBT	TAX TITLE LIENS OUTSTANDING	
Health Services Except Environmental	2,734,304.00	Schaal	34,485,000.00	Balance January 1, 1989	2,703,064.67
Welfare-Public Assistance	272,325.00	Self-Liquidating	17,918,000.00	Transfer From Taxes	1,520,380.30
Hospital, Clinics, First Aid		Other	55,014,213	Redeemed in 1989	1,036,944.79
Animal, Insect, & Radent Control	71,400.00	Total	107,417,213	Cancelled, Abated or Adjusted (1989)	215,022.81
Other Welfare Services	664,550.00	ISSUED AND OUTSTANDING		Transfers to Foreclosed Property	
RECREATION and CONSERVATION		School	34,485,000.00	Balance December 31, 1989	2,971,477.37
Beaches and Boardwalks		Self-Liquidating	17,918,000.00	PROPERTY ACQUIRED BY DEED OR FORECLOSURE	
Parks, Playgrounds, Shade Trees	498,788.42	Other	48,133,435.00	Balance January 1, 1989	717,780.00
Land Reclamation & Conservation	118,300.00	Total	100,536,435.00	Transfers From Taxes or Liens	
Other Recreational Services	320,543.91	EQUALIZED VALUATION BASIS		Sale for Cash (1989)	
EDUCATION (excloding schools)		FOR NET DEBT COMPUTATION		Cancelled, Abated or Adjusted (1989)	68,900.00
Libraries	1,104,200.00	REAL PROPERTY VALUATIONS		Balance December 31, 1989	648,880.00
Other Educational Services	118,038.70	Code Class # of Parcels % VAL'N ASSESSED VALUATION		CURRENT FINANCES DECEMBER 31, 1989	
STATUTORY EXPENDITURES		1 Vacant Land 2509 1.74	10,942,907.00	ASSETS	
Pensions & F. L. C. A.	7,822,400.87	2 Residential 17235 57.69	362,659,210.00	Cash Dec. 31, 1989	12,904,881.99
Employee Fringe Benefits		3 Farm		Taxes Receivable	3,941,100.94
Other Statutory Expenditures	10,000.00	4a Commercial 2440 22.20	139,530,187.00	Tax Title Liens	2,971,477.37
CETA And Other Public Employment Programs		4b Industrial 454 10.84	68,155,350.00	Foreclosed Property	648,880.00
MUNICIPAL FUNCTIONS		4c Apartments 487 7.53	47,361,820.00	Emergencies & Other Deferred Charges	218,312.85
TOTAL	85,165,553.98	Total 23125	628,649,474.00	State and Federal Aid Receivable	2,913,998.70
CAPITAL IMPROVEMENTS	150,000.00	Land Area 8.44 Sq. Miles		Other Receivables	837,249.05
DEBT SERVICE		Net Valuation Taxable-Municipal	636,412,035	Total	24,435,900.90
Principal Payments	9,711,170.00	Net Valuation Taxable-County	2,554,786,370	LIABILITIES, RESERVES, AND SURPLUS	
Interest Payments	5,622,692.33	State Equalized Valuation	2,944,343,092	Cash Liabilities	
TYPE I SCHL DEBT *MEMO	7,422,866.25	State Equalization Ratio	21.41	Reserves for Receivables	8,398,707.36
DEFERRED CHARGES				Surplus Dec. 31, 1989	942,436.23
SCHOOL, COUNTY, SPECIAL DISTRICT TAXES	47,966,309.44			Total	24,435,900.90
RESERVE FOR UNCOLLECTED TAXES	8,196,898.04				
EXPENDITURES	TOTAL				
	157,237,420.83				

0814
 Population 1980 6,944
 Population 1990 6,577
 S & P Rating
 Moody Rating

General Tax Rate Per \$100. 2.79
 State Equalized Tax Rate 2.82

PAULSBORO BOROUGH - GLOUCESTER CO.

Form of Government:

Borough Council

Number of Members on Governing Body - 6

PER CAPITA: Gross Debt 200.28 PER CENT: Gross Debt .75
 Net Debt 93.09 Net Debt .35
 Debt Service 10.52 Tax Levy Collected 92.47
 Total Tax Levy 792.47 Tax Levy Cancelled, Abated
 Municipal Expenditures 450.24 or Adjusted .30

EXPENDITURES		REVENUES-REALIZED		1989 PROPERTY TAX	
GENERAL GOVERNMENT		REVENUES-REALIZED		STATE EQUALIZED TAX RATE	
Governing Body & Public Boards	23,500.00	1989 Property Taxes Collected	4,819,577.01	Local District School Taxes	1.12
Municipal Clerk	27,634.00	1989 Payments in Lieu of Taxes		Regional & Consolidated School Tax	
Financial Administration	71,008.00	Delinquent Tax & Lien Collections	326,747.32	School Taxes in Municipal Budget	
Assessment of Taxes	16,625.00	Business Personality Replacement Taxes	122,361.64	County Taxes	.78
Collection of Taxes	23,084.00	Taxes from Public Utilities	218,301.00	County Library Taxes	
Planning, Housing & Development	3,254.00	Other Miscellaneous Tax Revenues		Local Municipal Purpose Taxes	.91
Human Resources	98,565.40	State Aid Revenues	220,733.44	Veteran & Senior Citizen Taxes	
Elections	3,000.00	Federal Aid Revenues		Total Taxes for Rate Computation	2.81
General Administration (other)	283,826.00	State and Local Fiscal Assistance Act Utilized		Special District Taxes	
JUDICIARY		Sale of Acquired Property		Bank Corp. Taxes	
Municipal Courts	37,658.35	Other Miscellaneous Revenues	421,974.32	Added and Omitted Taxes	15,637.54
PUBLIC SAFETY		Total	6,129,700.23	Total Taxes Levied - ABSTRACT	5,212,096.59
Fire Protection	90,826.10	Prior Years Surplus Appropriated	260,725.92	Total Taxes Billed	5,212,096.59
Police Protection	701,756.24	REVENUES TOTAL	6,390,426.15	1989 TAXES COLLECTED	4,819,577.01
Civil Defense & Disaster Control	1,000.00	Reserve For Uncollected Taxes	344,188.23	1989 Taxes Cancelled, Abated or Adjusted	15,712.37
Environmental Inspection & Control	41,390.00	CAPITAL OUTLAY TOTAL	29,571.39	Transfer to Tax Title Liens or Foreclosed	29,035.56
Other Public Safety		Public Enterprises		Balance Outstanding Dec. 31, 1989	347,771.65
PUBLIC WORKS		Recreation—Culture		PRIOR YEARS TAXES OUTSTANDING	
Streets and Drainage	247,850.00	Public Works		Balance January 1, 1989	335,939.97
Sewers and Sewage Processing		Buildings and Grounds	28,571.39	Collected in 1989	301,719.04
Garbage and Trash Disposal	380,000.00	Library and Education		Cancelled, Abated or Adjusted 1989	2,472.70
Public Buildings and Grounds	41,500.00	Conservation		Transfers to Tax Title Liens or Foreclosed	24,495.76
Other Public Works	21,000.00	All Other		Balance December 31, 1989	7,252.47
HEALTH and WELFARE		CAPITAL DEBT AUTHORIZED, DECEMBER 31, 1989		TAX TITLE LIENS OUTSTANDING	
Health Services Except Environmental	2,189.00	ISSUED AND UNISSUED		Balance January 1, 1989	40,679.62
Welfare—Public Assistance	17,449.00	School	415,000	Transfer From Taxes	56,934.31
Hospital, Clinics, First Aid		Self-Liquidating	290,000	Redeemed in 1989	25,028.23
Animal, Insect, & Rodent Control	4,800.00	Other	612,226	Cancelled, Abated or Adjusted (1989)	
Other Welfare Services		Total	1,317,226	Transfers to Foreclosed Property	
RECREATION and CONSERVATION		ISSUED AND OUTSTANDING		Balance December 31, 1989	72,585.71
Beaches and Boardwalks		School	415,000.00	PROPERTY ACQUIRED BY DEED OR FORECLOSURE	
Parks, Playgrounds, Shade Trees	16,300.00	Self-Liquidating	290,000.00	Balance January 1, 1989	385,100.00
Land Reclamation & Conservation	100.00	Other	523,226.02	Transfers From Taxes or Liens	
Other Recreational Services	5,261.70	Total	1,228,226.02	Sale for Cash (1989)	38,400.00
EDUCATION (excluding schools)		EQUALIZED VALUATION BASIS FOR NET DEBT COMPUTATION		Cancelled, Abated or Adjusted (1989)	
Libraries	60,400.61	REAL PROPERTY VALUATIONS		Balance December 31, 1989	346,700.00
Other Educational Services		Code Class # of Parcels % VAL'N		CURRENT FINANCES DECEMBER 31, 1989	
STATUTORY EXPENDITURES		1 Vacant Land 261 2.26		ASSETS	
Pensions & F. L. C. A.	167,000.00	2 Residential 1956 53.90		Cash Dec. 31, 1989	1,004,564.96
Employee Fringe Benefits	137,441.00	3 Farm		Taxes Receivable	355,024.12
Other Statutory Expenditures	7,000.00	4a Commercial 171 35.50		Tax Title Liens	72,585.71
CETA And Other Public Employment Programs		4b Industrial 8 6.98		Foreclosed Property	346,700.00
MUNICIPAL FUNCTIONS TOTAL	2,551,908.40	4c Apartments 8 2.30		Emergencies & Other Deferred Charges	47,580.00
CAPITAL IMPROVEMENTS * MEMO *		Total 2404		State and Federal Aid Receivable	9,967.15
DEBT SERVICE		Land Area 2.09 Sq. Miles		Other Receivables	26,204.90
Principal Payments	23,614.50	Net Valuation Taxable-Municipal	186,682,710	Total	1,862,626.84
Interest Payments	40,587.39	Net Valuation Taxable-County	184,567,400	LIABILITIES, RESERVES, AND SURPLUS	
DEFERRED CHARGES		State Equalized Valuation	184,675,053	Cash Liabilities	429,239.55
SCHOOL, COUNTY, SPECIAL DISTRICT TAXES	3,516,459.05	State Equalization Ratio	101.10	Reserves for Receivables	783,502.73
RESERVE FOR UNCOLLECTED TAXES	344,188.23			Surplus Dec. 31, 1989	649,884.56
EXPENDITURES TOTAL	6,477,677.57			Total	1,862,626.84

1815
 Population 1980 2,038
 Population 1990 2,111
 S & P Rating
 Moody Rating

General Tax Rate Per \$100 .23
 State Equalized Tax Rate .93

PEAPACK-GLADSTONE BORO. - SOMERSET CO.

Form of Government:

Borough Council

Number of Members on Governing Body - 6

PER CAPITA: PER CENT:
 Gross Debt 741.49 Gross Debt .33
 Net Debt 397.98 Net Debt .18
 Debt Service 50.30 Tax Levy Collected 97.73
 Total Tax Levy 2,355.45 Tax Levy Cancelled, Abated
 Municipal Expenditures 1,169.11 or Adjusted 1.11

EXPENDITURES		REVENUES-REALIZED		1989 PROPERTY TAX	
GENERAL GOVERNMENT		REVENUES-REALIZED		STATE EQUALIZED TAX RATE	
Governing Body & Public Boards		1989 Property Taxes Collected	4,895,938.52	Local District School Taxes	.29 1,543,854.00
Municipal Clerk		1989 Payments in Lieu of Taxes		Regional & Consolidated School Tax	
Financial Administration	43,230.00	Delinquent Tax & Lien Collections	84,919.10	School Taxes in Municipal Budget	
Assessment of Taxes	23,225.00	Business Personality Replacement Taxes	23,648.76	County Taxes	.36 1,935,752.96
Collection of Taxes	35,290.00	Taxes from Public Utilities	190,167.00	County Library Taxes	.03 140,942.10
Planning, Housing & Development	44,675.00	Other Miscellaneous Tax Revenues		Local Municipal Purpose Taxes	.25 1,332,455.12
Human Resources	30,750.23	State Aid Revenues	19,238.57	Veteran & Senior Citizen Taxes	
Elections		Federal Aid Revenues		Total Taxes for Rate Computation	.93 4,966,204.18
General Administration (other)	490,765.00	State and Local Fiscal Assistance Act Utilized		Special District Taxes	
JUDICIARY		State and Local Fiscal Assistance Act Utilized		Bank Corp. Taxes	
Municipal Courts	25,814.46	Sale of Acquired Property		Added and Omitted Taxes	
PUBLIC SAFETY		Other Miscellaneous Revenues	323,300.37	Total Taxes Levied - ABSTRACT	4,972,376.34
Fire Protection	99,058.65	Total	5,543,272.32	Total Taxes Billed	5,010,443.34
Police Protection	309,839.10	Prior Years Surplus Appropriated	815,000.00	1989 TAXES COLLECTED	4,896,938.52
Civil Defense & Disaster Control	2,100.00	REVENUES TOTAL	5,358,272.32	1989 Taxes Cancelled, Abated or Adjusted	55,640.95
Environmental Inspection & Control	44,525.00	Reserve For Uncollected Taxes	407,172.41	Transfer to Tax Title Liens or Foreclosed	
Other Public Safety		CAPITAL OUTLAY TOTAL	271,243.90	Balance Outstanding Dec. 31, 1989	57,363.87
PUBLIC WORKS		Public Enterprises		PRIOR YEARS TAXES OUTSTANDING	
Streets and Drainage	194,900.00	Recreation-Culture	40,976.67	Balance January 1, 1989	111,287.36
Sewers and Sewage Processing		Public Works	151,352.07	Collected in 1989	84,919.10
Garbage and Trash Disposal	160,000.00	Buildings and Grounds	74,540.16	Cancelled, Abated or Adjusted 1989	
Public Buildings and Grounds	123,225.00	Library and Education	4,375.00	Transfers to Tax Title Liens or Foreclosed	
Other Public Works	17,000.00	Conservation		Balance December 31, 1989	26,368.26
HEALTH and WELFARE		All Other		TAX TITLE LIENS OUTSTANDING	
Health Services Except Environmental	13,733.00	CAPITAL DEBT AUTHORIZED, DECEMBER 31, 1989		Balance January 1, 1989	
Welfare-Public Assistance	1,265.00	ISSUED AND UNISSUED		Transfer From Taxes	
Hospital, Clinics, First Aid		School		Redeemed in 1989	
Animal, Insect, & Rodent Control		Self-Liquidating	725,146	Cancelled, Abated or Adjusted (1989)	
Other Welfare Services		Other	340,133	Transfers to Foreclosed Property	
RECREATION and CONSERVATION		Total	1,565,280	Balance December 31, 1989	
Beaches and Boardwalks		ISSUED AND OUTSTANDING		PROPERTY ACQUIRED BY DEED OR FORECLOSURE	
Parks, Playgrounds, Shade Trees		School		Balance January 1, 1989	139,900.00
Land Reclamation & Conservation	9,743.01	Self-Liquidating	710,065.00	Transfers From Taxes or Liens	
Other Recreational Services	22,425.00	Other	672,219.12	Sale for Cash (1989)	
EDUCATION (excl. schools)		Total	1,382,284.12	Cancelled, Abated or Adjusted (1989)	
Libraries	3,395.00	EQUALIZED VALUATION BASIS FOR NET DEBT COMPUTATION		Balance December 31, 1989	139,900.00
Other Educational Services		REAL PROPERTY VALUATIONS		CURRENT FINANCES DECEMBER 31, 1989	
STATUTORY EXPENDITURES		Code Class # of Parcels % VAL'N ASSESSED VALUATION		ASSETS	
Pensions & F. L. C. A.	92,000.00	1 Vacant Land 93 5.06	30,372,300.00	Cash Dec. 31, 1989	1,746,437.74
Employee Fringe Benefits	70,911.00	2 Residential 613 39.70	238,354,525.00	Taxes Receivable	84,232.13
Other Statutory Expenditures		3 Farm 75 6.01	36,089,035.00	Tax Title Liens	
CETA And Other Public Employment Programs	1,926,679.45	4a Commercial 35 45.99	276,139,975.00	Foreclosed Property	139,900.00
MUNICIPAL FUNCTIONS TOTAL		4b Industrial 2 2.05	12,294,600.00	Emergencies & Other Deferred Charges	96,540.00
CAPITAL IMPROVEMENTS *MEMO*		4c Apartments 20 1.19	7,139,200.00	State and Federal Aid Receivable	1,404.83
DEBT SERVICE		Total 838	600,389,635.00	Other Receivables	3,189.87
Principal Payments	76,773.24	Land Area 5.80 Sq. Miles		Total	2,071,704.57
Interest Payments	29,539.11	Net Valuation Taxable-Municipal	601,333,873	LIABILITIES, RESERVES, AND SURPLUS	
DEFERRED CHARGES		Net Valuation Taxable-County	490,139,818	Cash Liabilities	1,364,853.16
SCHOOL, COUNTY, SPECIAL DISTRICT TAXES	3,620,549.06	State Equalized Valuation	536,146,266	Reserves for Receivables	227,322.00
RESERVE FOR UNCOLLECTED TAXES	407,172.41	State Equalization Ratio	112.18	Surplus Dec. 31, 1989	479,529.41
EXPENDITURES TOTAL	6,088,535.26			Total	2,071,704.57

0328
 Population 1980 1,198
 Population 1990 1,367
 S & P Rating
 Moody Rating

General Tax Rate Per \$100. 2.71
 State Equalized Tax Rate 2.18

PEMBERTON BOROUGH - BURLINGTON CO.

Form of Government:

Borough Council

Number of Members on Governing Body - 6

PER CAPITA: Gross Debt 339.50 PER CENT: Gross Debt 1.55
 Net Debt 38.92 Net Debt .18
 Debt Service Tax Levy Collected 90.55
 Total Tax Levy 581.40 Tax Levy Cancelled, Abated
 Municipal Expenditures 352.30 or Adjusted .79

EXPENDITURES		REVENUES-REALIZED		1989 PROPERTY TAX	
GENERAL GOVERNMENT				STATE EQUALIZED TAX RATE 2.18	
Governing Body & Public Boards		1989 Property Taxes Collected 720,872.74		Local District School Taxes 1.13 411,639.00	
Municipal Clerk		1989 Payments in Lieu of Taxes		Regional & Consolidated School Tax	
Financial Administration 6,575.00		Delinquent Tax & Lien Collections 51,576.22		School Taxes in Municipal Budget	
Assessment of Taxes 4,544.00		Business Personalty Replacement Taxes 10,291.60		County Taxes .50 182,733.65	
Collection of Taxes 4,937.00		Taxes from Public Utilities 42,326.00		County Library Taxes .03 10,507.24	
Planning, Housing & Development 2,910.92		Other Miscellaneous Tax Revenues		Local Municipal Purpose Taxes .52 187,600.00	
Human Resources 19,680.00		State Aid Revenues 21,789.47		Veteran & Senior Citizen Taxes 6,600.00	
Elections		Federal Aid Revenues		Total Taxes for Rate Computation 2.18 799,079.89	
General Administration (other) 63,947.99		State and Local Fiscal Assistance Act Utilized		Special District Taxes	
JUDICIARY		Sale of Acquired Property		Bank Corp. Taxes	
Municipal Courts 33,751.18		Other Miscellaneous Revenues 133,260.88		Added and Omitted Taxes 2,300.10	
PUBLIC SAFETY		Total 980,116.91		Total Taxes Levied - ABSTRACT 794,779.99	
Fire Protection 16,306.68		Prior Years Surplus Appropriated 115,000.00		Total Taxes Billed 796,076.63	
Police Protection 75,737.26		REVENUES TOTAL 1,095,116.91		1989 TAXES COLLECTED 720,872.74	
Civil Defense & Disaster Control 150.00		Reserve For Uncollected Taxes 92,267.61		1989 Taxes Cancelled, Abated or Adjusted 6,307.69	
Environmental Inspection & Control 10,762.88		CAPITAL OUTLAY TOTAL 112,000.00		Transfer to Tax Title Liens or Foreclosed 1,907.73	
Other Public Safety		Public Enterprises 58,102.50		Balance Outstanding Dec. 31, 1989 66,988.47	
PUBLIC WORKS		Recreation-Culture		PRIOR YEARS TAXES OUTSTANDING	
Streets and Drainage 15,002.11		Public Works 55,000.00		Balance January 1, 1989 43,410.22	
Sewers and Sewage Processing 40,000.00		Buildings and Grounds		Collected in 1989 41,768.54	
Garbage and Trash Disposal 23,500.00		Library and Education		Cancelled, Abated or Adjusted 1989	
Public Buildings and Grounds 6,000.00		Conservation		Transfers to Tax Title Liens or Foreclosed 1,564.62	
Other Public Works		All Other		Balance December 31, 1989 77.06	
HEALTH and WELFARE		CAPITAL DEBT AUTHORIZED, DECEMBER 31, 1989		TAX TITLE LIENS OUTSTANDING	
Health Services Except Environmental 1,298.60		ISSUED AND UNISSUED GROSS DEBT NET DEBT		Balance January 1, 1989 13,920.16	
Welfare-Public Assistance 5,232.00		Schaal 410,900		Transfer From Taxes 3,472.35	
Hospital, Clinics, First Aid		Self-Liquidating 53,200		Redeemed in 1989 9,807.68	
Animal, Insect, & Radent Control 100.00		Other 53,200		Cancelled, Abated or Adjusted (1989)	
Other Welfare Services		Total 464,100		Transfers to Foreclosed Property 7,584.83	
RECREATION and CONSERVATION		ISSUED AND OUTSTANDING		PROPERTY ACQUIRED BY DEED OR FORECLOSURE	
Beaches and Boardwalks 1,200.00		Schaal		Balance January 1, 1989	
Parks, Playgrounds, Shade Trees		Self-Liquidating 30,000.00		Transfers From Taxes or Liens	
Land Reclamation & Conservation		Other 53,200.00		Sale for Cash (1989)	
Other Recreational Services		Total 83,200.00		Cancelled, Abated or Adjusted (1989)	
EDUCATION (excluding schools)		EQUALIZED VALUATION BASIS FOR NET DEBT COMPUTATION 29,859,114		Balance December 31, 1989	
Libraries 5,000.00		REAL PROPERTY VALUATIONS		CURRENT FINANCES DECEMBER 31, 1989	
Other Educational Services		Code Class # of Parcels % VAL'N ASSESSED VALUATION		ASSETS	
STATUTORY EXPENDITURES		1 Vacant Land 32 4.50 1,266,700.00		Cash Dec. 31, 1989 240,824.76	
Pensions & F. L. C. A. 11,330.35		2 Residential 303 70.36 19,794,050.00		Taxes Receivable 67,065.53	
Employee Fringe Benefits 5,000.00		3 Farm 5 .12 34,000.00		Tax Title Liens 7,584.83	
Other Statutory Expenditures		4a Commercial 47 18.10 5,092,950.00		Foreclosed Property	
CETA And Other Public Employment Programs		4b Industrial		Emergencies & Other Deferred Charges 2,175.97	
MUNICIPAL FUNCTIONS TOTAL 308,075.97		4c Apartments 8 6.92 1,945,550.00		State and Federal Aid Receivable	
CAPITAL IMPROVEMENTS * MEMO *		Total 395 23,133,250.00		Other Receivables 52,592.36	
DEBT SERVICE		Land Area = 76 Sq. Miles		Total 370,243.45	
Principal Payments		Net Valuation Taxable-Municipal 29,293,199		LIABILITIES, RESERVES, AND SURPLUS	
Interest Payments		Net Valuation Taxable-County 31,509,076		Cash Liabilities 99,268.45	
DEFERRED CHARGES 21,256.42		State Equalized Valuation 36,069,057		Reserves for Receivables 127,242.72	
SCHOOL, COUNTY, SPECIAL DISTRICT TAXES 604,879.89		State Equalization Ratio 30.59		Surplus Dec. 31, 1989 143,732.28	
RESERVE FOR UNCOLLECTED TAXES 92,267.61				Total 370,243.45	
EXPENDITURES TOTAL 1,036,479.89					

Population 1980 29,720
 Population 1990 31,342
 S & P Rating AAA
 Moody Rating AAA

General Tax Rate Per \$100. 4.37
 State Equalized Tax Rate 1.87

PEMBERTON TWP. - BURLINGTON COUNTY

Form of Government:
 Township Committee

Number of Members on Governing Body - 5

PER CAPITA: Gross Debt 487.51
 Net Debt 115.99
 Debt Service 11.68
 Total Tax Levy 418.30
 Municipal Expenditures 338.11
 PER CENT: Gross Debt 2.68
 Net Debt .64
 Tax Levy Collected 88.34
 Tax Levy Cancelled, Abated or Adjusted .39

EXPENDITURES		REVENUES-REALIZED		1989 PROPERTY TAX	
GENERAL GOVERNMENT		REVENUES		STATE EQUALIZED TAX RATE	
Governing Body & Public Boards		1989 Property Taxes Collected	11,533,969.00	Local District School Taxes	.81 5,495,418.78
Municipal Clerk		1989 Payments in Lieu of Taxes		Regional & Consolidated School Tax	
Financial Administration	257,152.00	Delinquent Tax & Lien Collections	1,274,951.00	School Taxes in Municipal Budget	
Assessment of Taxes	100,231.00	Business Personalty Replacement Taxes	38,108.00	County Taxes	.49 3,355,029.09
Collection of Taxes	170,695.00	Taxes from Public Utilities	1,475,015.00	County Library Taxes	.03 192,120.62
Planning, Housing & Development	147,373.00	Other Miscellaneous Tax Revenues		Local Municipal Purpose Taxes	.55 3,762,015.00
Human Resources	314,877.00	State Aid Revenues	1,027,302.00	Veteran & Senior Citizen Taxes	
Elections		Federal Aid Revenues	50,000.00	Total Taxes for Rate Computation	1.88 13,000,133.49
General Administration (other)	1,250,079.00	State and Local Fiscal Assistance Act Utilized		Special District Taxes	
JUDICIARY		Sale of Acquired Property		Bank Corp. Taxes	
Municipal Courts	156,109.00	Other Miscellaneous Revenues	2,273,392.00	Added and Omitted Taxes	305,836.00
PUBLIC SAFETY		Total	17,722,737.00	Total Taxes Levied - ABSTRACT	13,110,419.49
Fire Protection	102,906.00	Prior Years Surplus Appropriated	1,150,000.00	Total Taxes Billed	13,112,356.00
Police Protection	1,978,744.00	REVENUES TOTAL	18,872,737.00	1989 TAXES COLLECTED	11,583,969.00
Civil Defense & Disaster Control	610.00	Reserve For Uncollected Taxes	1,696,607.00	1989 Taxes Cancelled, Abated or Adjusted	50,842.00
Environmental Inspection & Control	285,663.00	CAPITAL OUTLAY	TOTAL	Transfer to Tax Title Liens or Foreclosed	519,279.00
Other Public Safety			905,560.00	Balance Outstanding Dec. 31, 1989	958,266.00
PUBLIC WORKS		Public Enterprises	14,207.00	PRIOR YEARS TAXES OUTSTANDING	
Streets and Drainage	648,326.00	Recreation-Culture		Balance January 1, 1989	1,295,901.00
Sewers and Sewage Processing	34,224.00	Public Works	714,442.00	Collected in 1989	1,091,643.00
Garbage and Trash Disposal	1,057,600.00	Buildings and Grounds	176,911.00	Cancelled, Abated or Adjusted 1989	29,438.00
Public Buildings and Grounds	335,753.00	Library and Education		Transfers to Tax Title Liens or Foreclosed	171,178.00
Other Public Works	319,136.00	Conservation		Balance December 31, 1989	3,642.00
HEALTH and WELFARE		All Other		TAX TITLE LIENS OUTSTANDING	
Health Services Except Environmental		CAPITAL DEBT AUTHORIZED, DECEMBER 31, 1989		Balance January 1, 1989	1,967,874.00
Welfare-Public Assistance	145,945.00	ISSUED AND UNISSUED		Transfer From Taxes	690,457.00
Hospital, Clinics, First Aid		SCHOOL	1,047,000	Redeemed in 1989	183,308.00
Animal, Insect, & Rodent Control	9,251.00	Self-Liquidating	10,597,322	Cancelled, Abated or Adjusted (1989)	1,016.00
Other Welfare Services		Other	3,635,303	Transfers to Foreclosed Property	52,426.00
RECREATION and CONSERVATION		Total	15,279,625	Balance December 31, 1989	2,421,581.00
Beaches and Boardwalks		ISSUED AND OUTSTANDING		PROPERTY ACQUIRED BY DEED OR FORECLOSURE	
Parks, Playgrounds, Shode Trees		SCHOOL	1,047,000.00	Balance January 1, 1989	753,433.00
Land Reclamation & Conservation	3,325.00	Self-Liquidating	9,597,297.00	Transfers From Taxes or Liens	52,426.00
Other Recreational Services	164,730.00	Other	3,566,530.00	Sale for Cash (1989)	
EDUCATION (excluding schools)		Total	14,210,827.00	Cancelled, Abated or Adjusted (1989)	
Libraries	15,000.00	EQUALIZED VALUATION BASIS FOR NET DEBT COMPUTATION	569,909,446	Balance December 31, 1989	805,859.00
Other Educational Services		REAL PROPERTY VALUATIONS		CURRENT FINANCES DECEMBER 31, 1989	
STATUTORY EXPENDITURES		Code Class # of Parcels % VAL'N	ASSESSED VALUATION	ASSETS	
Pensions & F. L. C. A.	460,774.00	1 Vacant Land 4953 6.47	18,711,695.00	Cash Dec. 31, 1989	3,409,091.00
Employee Fringe Benefits	451,243.00	2 Residential 7384 82.88	239,615,950.00	Taxes Receivable	961,908.00
Other Statutory Expenditures		3 Farm 486 2.72	7,847,300.00	Tax Title Liens	2,421,581.00
CETA And Other Public Employment Programs	8,409,756.00	4a Commercial 152 4.94	14,294,750.00	Foreclosed Property	805,859.00
MUNICIPAL FUNCTIONS		4b Industrial 6 .89	2,570,600.00	Emergencies & Other Deferred Charges	506,542.00
CAPITAL IMPROVEMENTS		4c Apartments 10 2.10	6,067,700.00	State and Federal Aid Receivable	15,258.00
DEBT SERVICE		Total 12991	289,107,995.00	Other Receivables	1,017,125.00
Principal Payments	147,500.00	Land Area 64.67 Sq. Miles		Total	9,137,364.00
Interest Payments	218,493.00	Net Valuation Taxable-Municipal	293,055,378	LIABILITIES, RESERVES, AND SURPLUS	
DEFERRED CHARGES		Net Valuation Taxable-County	576,130,832	Cash Liabilities	2,242,766.00
SCHOOL, COUNTY, SPECIAL DISTRICT TAXES	9,042,568.49	State Equalized Valuation	673,799,086	Reserves for Receivables	5,206,473.00
RESERVE FOR UNCOLLECTED TAXES	1,696,607.00	State Equalization Ratio	43.16	Surplus Dec. 31, 1989	1,688,125.00
EXPENDITURES	TOTAL			Total	9,137,364.00

1108

Population 1980 2,109
 Population 1990 2,537
 S & P Rating
 Moody Rating A1

General Tax Rate Per \$100. 3.49
 State Equalized Tax Rate 1.59

PENNINGTON BOROUGH - MERCER CO.
 Form of Government:
Borough Council
 Number of Members on Governing Body - 6

PER CAPITA:
 Gross Debt 875.39
 Net Debt 657.71
 Debt Service
 Total Tax Levy 1,377.15
 Municipal Expenditures 415.14

PER CENT:
 Gross Debt 1.19
 Net Debt .90
 Tax Levy Collected 97.68
 Tax Levy Cancelled, Abated or Adjusted .06

EXPENDITURES	REVENUES-REALIZED	1989 PROPERTY TAX		
GENERAL GOVERNMENT		STATE EQUALIZED TAX RATE		
Governing Body & Public Boards		Local District School Taxes		
Municipal Clerk		Regional & Consolidated School Tax .87 1,837,388.15		
Financial Administration 5,350.00	1989 Property Taxes Collected 3,412,736.84	School Taxes in Municipal Budget		
Assessment of Taxes 7,430.90	Delinquent Tax & Lien Collections 61,764.97	County Taxes .51 1,036,017.11		
Collection of Taxes 7,825.00	Business Personalty Replacement Taxes 22,639.11	County Library Taxes		
Planning, Housing & Development 37,775.00	Taxes from Public Utilities 139,999.00	Local Municipal Purpose Taxes .20 433,151.10		
Human Resources 25,639.46	Other Miscellaneous Tax Revenues	Veteran & Senior Citizen Taxes 10,800.00		
Elections 1,250.00	State Aid Revenues 13,229.44	Total Taxes for Rate Computation 1.58 3,367,356.36		
General Administration (other) 127,036.00	Federal Aid Revenues	Special District Taxes 74,521.00		
JUDICIARY	State and Local Fiscal Assistance Act Utilized	Bank Corp. Taxes		
Municipal Courts 12,250.00	Sale of Acquired Property	Added and Omitted Taxes 62,754.16		
PUBLIC SAFETY	Other Miscellaneous Revenues 414,218.76	Total Taxes Levied - ABSTRACT 3,493,831.52		
Fire Protection	Total 4,064,533.12	Total Taxes Billed 3,493,831.52		
Police Protection 109,118.54	Prior Years Surplus Appropriated 215,152.12	1989 TAXES COLLECTED 3,412,736.84		
Civil Defense & Disaster Control 200.00	REVENUES TOTAL 4,230,740.24	1989 Taxes Cancelled, Abated or Adjusted 2,145.22		
Environmental Inspection & Control 32,725.00	Reserve For Uncollected Taxes 158,606.93	Transfer to Tax Title Liens or Foreclosed		
Other Public Safety	CAPITAL OUTLAY TOTAL 113,417.26	Balance Outstanding Dec. 31, 1989 78,949.46		
PUBLIC WORKS		PRIOR YEARS TAXES OUTSTANDING		
Streets and Drainage 133,260.00	Public Enterprises 81,479.14	Balance January 1, 1989 61,765.01		
Sewers and Sewage Processing 213,875.00	Recreation-Culture	Collected in 1989 61,764.97		
Garbage and Trash Disposal 30,760.00	Public Works 31,933.12	Cancelled, Abated or Adjusted 1989 .04		
Public Buildings and Grounds	Buildings and Grounds	Transfers to Tax Title Liens or Foreclosed		
Other Public Works	Library and Education	Balance December 31, 1989		
HEALTH and WELFARE	Conservation	TAX TITLE LIENS OUTSTANDING		
Health Services Except Environmental 10,315.00	All Other	Balance January 1, 1989		
Welfare-Public Assistance 325.00		Transfer From Taxes		
Hospital, Clinics, First Aid	CAPITAL DEBT AUTHORIZED, DECEMBER 31, 1989	Redeemed in 1989		
Animal, Insect, & Rodent Control	ISSUED AND UNISSUED GROSS DEBT NET DEBT	Cancelled, Abated or Adjusted (1989)		
Other Welfare Services	School 552,244	Transfers to Foreclosed Property		
RECREATION and CONSERVATION	Self-Liquidating 1,136,170	Balance December 31, 1989		
Beaches and Boardwalks 23,725.00	Other 532,439	PROPERTY ACQUIRED BY DEED OR FORECLOSURE		
Parks, Playgrounds, Shade Trees	Total 2,220,854	Balance January 1, 1989 17,810.00		
Land Reclamation & Conservation	ISSUED AND OUTSTANDING	Transfers From Taxes or Liens		
Other Recreational Services 44,175.00	School	Sale for Cash (1989)		
EDUCATION (excluding schools)	Self-Liquidating 815,500.00	Cancelled, Abated or Adjusted (1989)		
Libraries	Other	Balance December 31, 1989 17,810.00		
Other Educational Services	Total 815,500.00	CURRENT FINANCES DECEMBER 31, 1989		
STATUTORY EXPENDITURES	EQUALIZED VALUATION BASIS FOR NET DEBT COMPUTATION 136,432,267	ASSETS		
Pensions & F. L. C. A. 51,800.00	REAL PROPERTY VALUATIONS	Cash Dec. 31, 1989 596,230.15		
Employee Fringe Benefits 16,500.00	Code Class # of Parcels % VAL'N ASSESSED VALUATION	Taxes Receivable 78,949.46		
Other Statutory Expenditures 2,100.00	1 Vacant Land 65 1.37 1,298,200.00	Tax Title Liens		
CETA And Other Public Employment Programs	2 Residential 776 37.43 82,884,585.00	Foreclosed Property 17,810.00		
MUNICIPAL FUNCTIONS	3 Farm 2 .01 2,050.00	Emergencies & Other Deferred Charges		
CAPITAL IMPROVEMENTS *MEMO*	4a Commercial 44 10.01 9,435,220.00	State and Federal Aid Receivable 16,526.18		
DEBT SERVICE	4b Industrial 4 1.19 1,124,400.00	Other Receivables 223,648.36		
Principal Payments	4c Apartments	Total 935,164.15		
Interest Payments	Total 892 94,800,455.00	LIABILITIES, RESERVES, AND SURPLUS		
DEFERRED CHARGES	Land Area .79 Sq. Miles	Cash Liabilities 125,848.68		
SCHOOL, COUNTY, SPECIAL DISTRICT TAXES	Net Valuation Taxable-Municipal 96,255,845	Reserves for Receivables 320,407.82		
RESERVE FOR UNCOLLECTED TAXES 158,606.93	Net Valuation Taxable-County 204,307,815	Surplus Dec. 31, 1989 418,907.65		
EXPENDITURES TOTAL 4,051,137.19	State Equalized Valuation 209,670,753	Total 935,164.15		
	State Equalization Ratio 45.53			

Population 1980 5,760
 Population 1990 5,223
 S & P Rating
 Moody Rating

General Tax Rate Per \$100. 6.53
 State Equalized Tax Rate 3.50

PENNS GROVE BORO. - SALEM CO.

Form of Government:

Borough Council

Number of Members on Governing Body - 6

PER CAPITA: Gross Debt 82.42 PER CENT: Gross Debt .72
 Net Debt 40.84 Net Debt .36
 Debt Service 7.10 Tax Levy Collected 93.04
 Total Tax Levy 478.04 Tax Levy Cancelled, Abated
 Municipal Expenditures 505.56 or Adjusted .10

EXPENDITURES		REVENUES-REALIZED		1989 PROPERTY TAX	
GENERAL GOVERNMENT		CAPITAL OUTLAY		STATE EQUALIZED TAX RATE	
Governing Body & Public Boards		1989 Property Taxes Collected	2,073,221.30	Local District School Taxes	
Municipal Clerk		1989 Payments in Lieu of Taxes		Regional & Consolidated Schaal Tax	1.26
Financial Administration	52,700.00	Delinquent Tax & Lien Collections	354,075.44	Schaal Taxes in Municipal Budget	
Assessment of Taxes	87,500.00	Business Personalty Replacement Taxes	64,363.60	County Taxes	.70
Collection of Taxes	27,250.00	Taxes from Public Utilities	243,096.00	County Library Taxes	
Planning, Housing & Development	17,925.00	Other Miscellaneous Tax Revenues		Local Municipal Purpose Taxes	1.54
Human Resources	57,661.13	State Aid Revenues	491,311.04	Veteran & Senior Citizen Taxes	
Elections		Federal Aid Revenues		Total Taxes for Rate Computation	3.50
General Administration (other)	183,015.00	State and Local Fiscal Assistance Act Utilized		Special District Taxes	
JUDICIARY		State of Acquired Property		Bank Corp. Taxes	
Municipal Courts	44,000.00	Other Miscellaneous Revenues	333,904.93	Added and Omitted Taxes	11,756.67
PUBLIC SAFETY			Total	Total Taxes Levied - ABSTRACT	2,499,198.55
Fire Protection	55,950.00	Prior Years Surplus Appropriated	196,000.00	Total Taxes Billed	2,502,592.26
Police Protection	665,778.76	REVENUES	3,760,972.31	1989 TAXES COLLECTED	2,078,221.30
Civil Defense & Disaster Control	50.00	Reserve For Uncollected Taxes	518,000.00	1989 Taxes Cancelled, Abated or Adjusted	2,388.02
Environmental Inspection & Control	26,485.00	TOTAL	72,249.61	Transfer to Tax Title Liens or Foreclosed	77,318.29
Other Public Safety				Balance Outstanding Dec. 31, 1989	344,664.05
PUBLIC WORKS				PRIOR YEARS TAXES OUTSTANDING	
Streets and Drainage	191,380.00	Public Enterprises		Balance January 1, 1989	312,696.16
Sewers and Sewage Processing		Recreation-Culture		Collected in 1989	274,860.25
Garbage and Trash Disposal	263,708.36	Public Works	57,133.50	Cancelled, Abated or Adjusted 1989	
Public Buildings and Grounds	35,275.00	Buildings and Grounds	15,116.11	Transfers to Tax Title Liens or Foreclosed	31,717.34
Other Public Works		Library and Education		Balance December 31, 1989	6,118.57
HEALTH and WELFARE		Conservation		TAX TITLE LIENS OUTSTANDING	
Health Services Except Environmental	4,840.00	All Other		Balance January 1, 1989	176,203.00
Welfare-Public Assistance	9,470.00			Transfer From Taxes	113,700.38
Hospital, Clinics, First Aid	250.00			Redeemed in 1989	79,215.19
Animal, Insect, & Rodent Control	4,800.00			Cancelled, Abated or Adjusted (1989)	
Other Welfare Services				Transfers to Foreclosed Property	
RECREATION and CONSERVATION				Balance December 31, 1989	210,639.29
Beaches and Boardwalks				PROPERTY ACQUIRED BY DEED OR FORECLOSURE	
Parks, Playgrounds, Shade Trees	25.00			Balance January 1, 1989	435,700.00
Land Reclamation & Conservation				Transfers From Taxes or Liens	
Other Recreational Services	5,400.00			Sale for Cash (1989)	
EDUCATION (excluding schools)				Cancelled, Abated or Adjusted (1989)	67,850.00
Libraries	3,500.00			Balance December 31, 1989	367,850.00
Other Educational Services				CURRENT FINANCES DECEMBER 31, 1989	
STATUTORY EXPENDITURES				ASSETS	
Pensions & F. L. C. A.	113,259.37			Cash Dec. 31, 1989	574,860.55
Employee Fringe Benefits	111,830.00			Taxes Receivable	350,782.62
Other Statutory Expenditures	6,000.00			Tax Title Liens	210,689.29
CETA And Other Public Employment Programs				Foreclosed Property	367,850.00
MUNICIPAL FUNCTIONS				Emergencies & Other Deferred Charges	308,259.44
CAPITAL IMPROVEMENTS * MEMO*	6,000.00			State and Federal Aid Receivable	4,077.74
DEBT SERVICE				Other Receivables	270,384.89
Principal Payments	28,000.00			Total	2,086,904.53
Interest Payments	9,100.00			LIABILITIES, RESERVES, AND SURPLUS	
DEFERRED CHARGES	112,849.31			Cash Liabilities	277,026.76
SCHOOL, COUNTY, SPECIAL DISTRICT TAXES	1,394,280.27			Reserves for Receivables	1,199,706.80
RESERVE FOR UNCOLLECTED TAXES	518,000.00			Surplus Dec. 31, 1989	610,170.97
EXPENDITURES	4,037,372.25			Total	2,086,904.53

0427
 Population 1980 33,775
 Population 1990 34,733
 S & P Rating A+
 Moody Rating AAA

General Tax Rate Per \$100. 6.03
 State Equalized Tax Rate 2.44

PENNSAUKEN TOWNSHIP - CAMDEN CO.
 Form of Government:
Town Council
 Number of Members on Governing Body - 5

PER CAPITA:
 Gross Debt 812.87
 Net Debt 636.96
 Debt Service 103.42
 Total Tax Levy 1,059.10
 Municipal Expenditures 543.31

PER CENT:
 Gross Debt 2.33
 Net Debt 1.82
 Tax Levy Collected 95.80
 Tax Levy Cancelled, Abated or Adjusted .08

EXPENDITURES		REVENUES-REALIZED		1989 PROPERTY TAX	
GENERAL GOVERNMENT		REVENUES-REALIZED		STATE EQUALIZED TAX RATE	
Governing Body & Public Boards	63,107.00	1989 Property Taxes Collected	35,256,826.82	Local District School Taxes	1.02 14,421,838.00
Municipal Clerk	177,034.00	1989 Payments in Lieu of Taxes		Regional & Consolidated School Tax	
Financial Administration	154,323.00	Delinquent Tax & Lien Collections	762,036.55	School Taxes in Municipal Budget	
Assessment of Taxes	144,385.00	Business Personality Replacement Taxes	1,142,005.60	County Taxes	.87 12,222,693.15
Collection of Taxes	112,833.00	Taxes from Public Utilities	3,837,884.00	County Library Taxes	
Planning, Housing & Development	387,050.53	Other Miscellaneous Tax Revenues	23,840.60	Local Municipal Purpose Taxes	.55 7,720,000.00
Human Resources	1,643,679.00	State Aid Revenues	1,101,551.15	Veteran & Senior Citizen Taxes	504,250.00
Elections		Federal Aid Revenues		Total Taxes for Rate Computation	2.44 34,868,781.15
General Administration (other)	264,651.00	State and Local Fiscal Assistance Act Utilized		Special District Taxes	2,260,378.00
JUDICIARY		Sale of Acquired Property		Bank Corp. Taxes	
Municipal Courts	769,921.15	Other Miscellaneous Revenues	3,441,304.40	Added and Omitted Taxes	166,023.65
PUBLIC SAFETY		Total	45,565,449.12	Total Taxes Levied - ABSTRACT	36,790,932.80
Fire Protection	4,322,630.52	Prior Years Surplus Appropriated	1,500,000.00	Total Taxes Billed	36,800,846.14
Police Protection	2,765.00	REVENUES TOTAL	47,065,449.12	1989 TAXES COLLECTED	35,256,826.82
Civil Defense & Disaster Control	490,895.00	Reserve For Uncollected Taxes	1,488,000.00	1989 Taxes Cancelled, Abated or Adjusted	28,532.94
Environmental Inspection & Control		CAPITAL OUTLAY TOTAL	2,204,348.60	Transfer to Tax Title Liens or Foreclosed	46,707.49
Other Public Safety		Public Enterprises		Balance Outstanding Dec. 31, 1989	1,468,778.89
PUBLIC WORKS		Recreation-Culture	398,429.54	PRIOR YEARS TAXES OUTSTANDING	
Streets and Drainage	867,643.75	Public Works	378,567.96	Balance January 1, 1989	897,197.47
Sewers and Sewage Processing		Buildings and Grounds	922,796.00	Collected in 1989	741,218.58
Garbage and Trash Disposal		Library and Education		Cancelled, Abated or Adjusted 1989	130,944.51
Public Buildings and Grounds	405,315.00	Conservation	4,555.14	Transfers to Tax Title Liens or Foreclosed	24,511.66
Other Public Works	670,416.00	All Other		Balance December 31, 1989	522.72
HEALTH and WELFARE		CAPITAL DEBT AUTHORIZED, DECEMBER 31, 1989		TAX TITLE LIENS OUTSTANDING	
Health Services Except Environmental	33,074.00	ISSUED AND UNISSUED		Balance January 1, 1989	78,173.57
Welfare-Public Assistance	39,439.00	School	1,074,000.00	Transfer From Taxes	69,582.66
Hospital, Clinics, First Aid		Self-Liquidating	3,479,506.00	Redeemed in 1989	20,817.97
Animal, Insect, & Rodent Control		Other	23,663,999.00	Cancelled, Abated or Adjusted (1989)	
Other Welfare Services		Total	23,237,505.00	Transfers to Foreclosed Property	53,490.22
RECREATION and CONSERVATION		ISSUED AND OUTSTANDING		Balance December 31, 1989	73,448.04
Beaches and Boardwalks		School	1,074,000.00	PROPERTY ACQUIRED BY DEED OR FORECLOSURE	
Parks, Playgrounds, Shade Trees	2,675.00	Self-Liquidating	3,479,506.00	Balance January 1, 1989	1,367,719.59
Land Reclamation & Conservation	6,055.00	Other	22,994,000.00	Transfers From Taxes or Liens	60,362.22
Other Recreational Services	276,320.00	Total	27,567,506.00	Sale for Cash (1989)	151,369.31
EDUCATION (excluding schools)		EQUALIZED VALUATION BASIS FOR NET DEBT COMPUTATION		Cancelled, Abated or Adjusted (1989)	
Libraries	422,000.00	REAL PROPERTY VALUATIONS		Balance December 31, 1989	1,276,712.50
Other Educational Services	6,100.00	Code Class # of Parcels % VAL'N		CURRENT FINANCES DECEMBER 31, 1989	
STATUTORY EXPENDITURES				ASSETS	
Pensions & F. L. C. A.	1,090,056.00	1 Vacant Land 682 1.99	11,181,800.00	Cash Dec. 31, 1989	5,806,618.01
Employee Fringe Benefits	907,800.00	2 Residential 10742 51.47	288,954,100.00	Taxes Receivable	1,469,301.61
Other Statutory Expenditures		3 Farm 760 36.90	207,180,700.00	Tax Title Liens	73,448.04
CETA And Other Public Employment Programs		4a Commercial 37 7.70	43,240,500.00	Foreclosed Property	1,276,712.50
MUNICIPAL FUNCTIONS TOTAL	13,780,257.11	4c Apartments 28 1.93	10,836,700.00	Emergencies & Other Deferred Charges	43,814.60
CAPITAL IMPROVEMENTS * MEMO *	150,000.00	Total 12249	561,373,800.00	State and Federal Aid Receivable	
DEBT SERVICE		Land Area 10.56 Sq. Miles		Other Receivables	802,381.16
Principal Payments	1,259,000.00	Net Valuation Taxable-Municipal	565,094,594	Total	9,472,275.92
Interest Payments	1,733,712.24	Net Valuation Taxable-County	1,235,120,192	LIABILITIES, RESERVES, AND SURPLUS	
DEFERRED CHARGES	12,500.00	State Equalized Valuation	1,401,593,722	Cash Liabilities	4,939,418.19
SCHOOL, COUNTY, SPECIAL DISTRICT TAXES	28,904,909.15	State Equalization Ratio	40.16	Reserves for Receivables	3,621,843.31
RESERVE FOR UNCOLLECTED TAXES	1,488,000.00			Surplus Dec. 31, 1989	911,014.42
EXPENDITURES TOTAL	47,773,379.50			Total	9,472,275.92

Population 1980 13,343
 Population 1990 13,794
 S & P Rating
 Moody Rating A

General Tax Rate Per \$100. 5.74
 State Equalized Tax Rate 1.95

PENNSVILLE TOWNSHIP - SALEM COUNTY

Form of Government:

Town Council

Number of Members on Governing Body - 5

PER CAPITA:

Gross Debt 90.01
 Net Debt 80.23
 Debt Service 17.18
 Total Tax Levy 784.20
 Municipal Expenditures 588.18

PER CENT:

Gross Debt .25
 Net Debt .23
 Tax Levy Collected 93.44
 Tax Levy Cancelled, Abated or Adjusted .01

EXPENDITURES		REVENUES-REALIZED			1989 PROPERTY TAX	
GENERAL GOVERNMENT					STATE EQUALIZED TAX RATE	
Governing Body & Public Boards	77,745.00	1989 Property Taxes Collected			1.07	5,837,324.69
Municipal Clerk	47,656.00	1989 Payments in Lieu of Taxes				
Financial Administration	101,192.00	Delinquent Tax & Lien Collections				
Assessment of Taxes	34,228.00	Business Personalty Replacement Taxes				
Collection of Taxes	74,506.00	Taxes from Public Utilities			.91	4,951,069.31
Planning, Housing & Development	31,314.00	Other Miscellaneous Tax Revenues				
Human Resources	143,175.00	State Aid Revenues				
Elections		Federal Aid Revenues				
General Administration (other)	537,769.00	State and Local Fiscal Assistance Act Utilized			1.98	10,955,644.00
JUDICIARY		Sale of Acquired Property				
Municipal Courts	101,636.00	Other Miscellaneous Revenues				
PUBLIC SAFETY		Total				
Fire Protection	234,259.00	1,125,662.00				
Police Protection	1,616,160.00	Total				
Civil Defense & Disaster Control	22,922.00	17,640,110.00				
Environmental Inspection & Control	87,015.00	1,000,000.00				
Other Public Safety		1,640,110.00				
PUBLIC WORKS		Reserve For Uncollected Taxes				
Streets and Drainage	1,497,835.00	766,192.00				
Sewers and Sewage Processing		CAPITAL OUTLAY				
Garbage and Trash Disposal	500,705.00	TOTAL				
Public Buildings and Grounds	172,580.00	555,136.00				
Other Public Works		Public Enterprises				
HEALTH and WELFARE		2,641.00				
Health Services Except Environmental	93,252.00	Recreation-Culture				
Welfare-Public Assistance	24,496.00	Public Works				
Hospital, Clinics, First Aid	7,500.00	Buildings and Grounds				
Animal, Insect, & Rodent Control	19,726.00	Library and Education				
Other Welfare Services		Conservation				
RECREATION and CONSERVATION		All Other				
Beaches and Boardwalks	20,000.00	CAPITAL DEBT AUTHORIZED, DECEMBER 31, 1989				
Parks, Playgrounds, Shade Trees		ISSUED AND UNISSUED				
Land Reclamation & Conservation	22,832.00	GROSS DEBT				
Other Recreational Services	371,130.00	NET DEBT				
EDUCATION (excluding schools)		Schal				
Libraries	100,800.00	Self-Liquidating				
Other Educational Services		Other				
STATUTORY EXPENDITURES		Total				
Pensions & F. L. C. A.	512,973.00	1,106,625				
Employee Fringe Benefits	548,400.00	1,241,625				
Other Statutory Expenditures	3,000.00	1,106,625				
CETA And Other Public Employment Programs		ISSUED AND OUTSTANDING				
MUNICIPAL FUNCTIONS	7,007,206.00	Schal				
CAPITAL IMPROVEMENTS	95,000.00	Self-Liquidating				
DEBT SERVICE		Other				
Principal Payments	189,910.00	Total				
Interest Payments	47,096.00	1,050,853.00				
DEFERRED CHARGES		Total				
SCHOOL, COUNTY, SPECIAL DISTRICT TAXES	102,939.00	1,050,853.00				
RESERVE FOR UNCOLLECTED TAXES	10,783,394.00	EQUALIZED VALUATION BASIS				
EXPENDITURES	766,192.00	FOR NET DEBT COMPUTATION				
TOTAL	18,901,737.00	491,537,791				
		REAL PROPERTY VALUATIONS				
		Code Class # of Parcels % VAL'N				
		1 Vacant Land 1399 1.76				
		2 Residential 4326 50.10				
		3 Farm 286 1.13				
		4a Commercial 194 8.34				
		4b Industrial 6 36.21				
		4c Apartments 8 2.45				
		Total 6219				
		Land Area 23.10 Sq. Miles				
		Net Valuation Taxable-Municipal				
		Net Valuation Taxable-County				
		State Equalized Valuation				
		State Equalization Ratio				
		187,978,489				
		591,113,786				
		541,469,920				
		34.51				
		ASSESSED VALUATION				
		3,278,900.00				
		93,327,900.00				
		2,106,200.00				
		15,540,000.00				
		67,449,350.00				
		4,570,200.00				
		186,272,550.00				
		1989 PROPERTY TAX				
		Local District Schaal Taxes				
		Regional & Consolidated Schaal Tax				
		Schaal Taxes in Municipal Budget				
		County Taxes				
		County Library Taxes				
		Local Municipal Purpose Taxes				
		Veteran & Senior Citizen Taxes				
		Total Taxes for Rate Computation				
		Special District Taxes				
		Bank Corp. Taxes				
		Added and Omitted Taxes				
		Total Taxes Levied - ABSTRACT				
		Total Taxes Billed				
		1989 TAXES COLLECTED				
		1989 Taxes Cancelled, Abated or Adjusted				
		Transfer to Tax Title Liens or Foreclosed				
		Balance Outstanding Dec. 31, 1989				
		699,798.00				
		PRIOR YEARS TAXES OUTSTANDING				
		Balance January 1, 1989				
		Collected in 1989				
		Cancelled, Abated or Adjusted 1989				
		Transfers to Tax Title Liens or Foreclosed				
		Balance December 31, 1989				
		TAX TITLE LIENS OUTSTANDING				
		Balance January 1, 1989				
		Transfer From Taxes				
		Redeemed in 1989				
		Cancelled, Abated or Adjusted (1989)				
		Transfers to Foreclosed Property				
		Balance December 31, 1989				
		PROPERTY ACQUIRED BY DEED OR FORECLOSURE				
		Balance January 1, 1989				
		Transfers From Taxes or Liens				
		Sale for Cash (1989)				
		Cancelled, Abated or Adjusted (1989)				
		Balance December 31, 1989				
		CURRENT FINANCES DECEMBER 31, 1989				
		ASSETS				
		Cash Dec. 31, 1989				
		Taxes Receivable				
		Tax Title Liens				
		Foreclosed Property				
		Emergencies & Other Deferred Charges				
		State and Federal Aid Receivable				
		Other Receivables				
		Total				
		1,759,771.00				
		699,798.00				
		23,745.00				
		135,946.00				
		4,302.00				
		200,992.00				
		2,824,554.00				
		LIABILITIES, RESERVES, AND SURPLUS				
		Cash Liabilities				
		Reserves for Receivables				
		Surplus Dec. 31, 1989				
		Total				
		928,356.00				
		1,060,481.00				
		835,717.00				
		2,824,554.00				

1431

Population 1980 13,776
 Population 1990 12,844
 S & P Rating
 Moody Rating A1

General Tax Rate Per \$100. 3.03
 State Equalized Tax Rate 1.82

PEQUANNOCK TOWNSHIP - MORRIS CO.

Form of Government:

Council-Manager Plan E (OMCL 50)

Number of Members on Governing Body - 5

PER CAPITA: Gross Debt 526.17 PER CENT: Gross Debt .77
 Net Debt 508.29 Net Debt .74
 Debt Service 41.42 Tax Levy Collected 97.94
 Total Tax Levy 1,433.78 Tax Levy Cancelled, Abated or Adjusted .17
 Municipal Expenditures 501.88

EXPENDITURES		REVENUES-REALIZED			1989 PROPERTY TAX	
GENERAL GOVERNMENT					STATE EQUALIZED TAX RATE	
Governing Body & Public Boards	1,850.00	1989 Property Taxes Collected	19,059,426.10		Lacol District School Taxes	1.20 12,113,019.25
Municipal Clerk		1989 Payments in Lieu of Taxes			Regional & Consolidated School Tax	
Financial Administration	63,850.00	Delinquent Tax & Lien Collections	258,063.79		School Taxes in Municipal Budget	
Assessment of Taxes	49,700.00	Business Personality Replacement Taxes	125,830.92		County Taxes	.23 2,295,835.91
Collection of Taxes	54,900.00	Taxes from Public Utilities	777,904.00		County Library Taxes	
Planning, Housing & Development	78,790.00	Other Miscellaneous Tax Revenues			Lacal Municipal Purpose Taxes	.39 3,886,704.80
Human Resources	58,673.00	State Aid Revenues	296,165.63		Veteran & Senior Citizen Taxes	128,450.00
Elections		Federal Aid Revenues			Total Taxes for Rate Computation	1.82 13,424,009.96
General Administration (other)	612,360.78	State and Lacal Fiscal Assistance Act Utilized			Special District Taxes	
JUDICIARY		Sale of Acquired Property			Bank Corp. Taxes	
Municipal Courts	63,650.00	Other Miscellaneous Revenues	620,094.97		Added and Omitted Taxes	119,910.17
PUBLIC SAFETY			Total 20,137,490.41		Total Taxes Levied - ABSTRACT	18,415,470.13
Fire Protection	104,998.74	Prior Years Surplus Appropriated	934,000.00		Total Taxes Billed	18,438,205.62
Police Protection	1,262,939.56	REVENUES TOTAL	21,071,490.41		1989 TAXES COLLECTED	18,059,426.10
Civil Defense & Disaster Control	7,850.00	Reserve For Uncollected Taxes	798,398.05		1989 Taxes Cancelled, Abated or Adjusted	31,945.57
Environmental Inspection & Control	60,630.00	CAPITAL OUTLAY TOTAL	612,710.12		Transfer to Tax Title Liens or Foreclosed	6,153.47
Other Public Safety					Balance Outstanding Dec. 31, 1989	341,272.49
PUBLIC WORKS		Public Enterprises	110,791.32		PRIOR YEARS TAXES OUTSTANDING	
Streets and Drainage	347,250.00	Recreation-Culture			Balance January 1, 1989	258,068.79
Sewers and Sewage Processing	286,213.00	Public Works	297,914.41		Collected in 1989	258,068.79
Garbage and Trash Disposal	110,000.00	Buildings and Grounds	204,004.39		Cancelled, Abated or Adjusted 1989	
Public Buildings and Grounds	145,349.00	Library and Education			Transfers to Tax Title Liens or Foreclosed	
Other Public Works		Conservation			Balance December 31, 1989	
HEALTH and WELFARE		All Other			TAX TITLE LIENS OUTSTANDING	
Health Services Except Environmental	204,395.00				Balance January 1, 1989	17,094.27
Welfare-Public Assistance	4,100.00	CAPITAL DEBT AUTHORIZED, DECEMBER 31, 1989			Transfer From Taxes	6,153.47
Hospital, Clinics, First Aid		ISSUED AND UNISSUED	GROSS DEBT		Redeemed in 1989	
Animal, Insect, & Rodent Control	6,600.00	School			Cancelled, Abated or Adjusted (1989)	
Other Welfare Services		Self-Liquidating	2,343,000		Transfers to Foreclosed Property	
RECREATION and CONSERVATION		Other	4,415,175		Balance December 31, 1989	23,252.74
Beaches and Boardwalks		Total	6,758,175		PROPERTY ACQUIRED BY DEED OR FORECLOSURE	
Parks, Playgrounds, Shade Trees	301,818.00	ISSUED AND OUTSTANDING			Balance January 1, 1989	491,555.00
Land Reclamation & Conservation	45,245.00	School			Transfers From Taxes or Liens	
Other Recreational Services	154,114.00	Self-Liquidating	2,343,000.00		Sale for Cash (1989)	
EDUCATION (excluding schools)		Other	900,000.00		Cancelled, Abated or Adjusted (1989)	
Libraries	361,700.00	Total	3,143,000.00		Balance December 31, 1989	491,555.00
Other Educational Services		EQUALIZED VALUATION BASIS FOR NET DEBT COMPUTATION	832,325,162		CURRENT FINANCES DECEMBER 31, 1989	
STATUTORY EXPENDITURES		REAL PROPERTY VALUATIONS			ASSETS	
Pensions & F.L.C.A.	375,000.00	Code Class # of Parcels % VAL'N	ASSESSED VALUATION		Cash Dec. 31, 1989	2,215,015.02
Employee Fringe Benefits	235,500.00	1 Vacant Land 227 2.45	14,776,650.00		Taxes Receivable	341,272.49
Other Statutory Expenditures		2 Residential 4068 83.96	506,633,500.00		Tax Title Liens	23,252.74
CETA And Other Public Employment Programs	5,017,531.08	3 Farm 44 .50	3,052,300.00		Foreclosed Property	491,555.00
MUNICIPAL FUNCTIONS TOTAL	5,017,531.08	4a Commercial 165 11.35	6,493,350.00		Emergencies & Other Deferred Charges	
CAPITAL IMPROVEMENTS *MEMO*	92,000.00	4b Industrial 10 1.52	7,163,500.00		State and Federal Aid Receivable	92,450.04
DEBT SERVICE		4c Apartments 1 .21	1,293,300.00		Other Receivables	22,571.48
Principal Payments	355,000.00	Total 4515	603,417,600.00		Total	3,186,216.76
Interest Payments	177,000.00	Land Area 6.95 Sq. Miles			LIABILITIES, RESERVES, AND SURPLUS	
DEFERRED CHARGES	99,145.77	Net Valuation Taxable-Municipal	604,584,008		Cash Liabilities	819,179.72
SCHOOL, COUNTY, SPECIAL DISTRICT TAXES	14,408,855.16	Net Valuation Taxable-County	1,039,551,607		Reserves for Receivables	878,751.70
RESERVE FOR UNCOLLECTED TAXES	798,398.05	State Equalized Valuation	1,003,373,215		Surplus Dec. 31, 1989	1,485,235.34
EXPENDITURES TOTAL	20,855,040.15	State Equalization Ratio	59.91		Total	3,186,216.76

PERTH AMBOY CITY - MIDDLESEX COUNTY

Population 1980 33,951
 Population 1990 41,967
 S & P Rating B33
 Moody Rating AAA

General Tax Rate Per \$100. 10.73
 State Equalized Tax Rate 1.93

Form of Government:

Mayor-Council Plan B (OMCL 50)

Number of Members on Governing Body - 5

Grass Debt 645.20 Gross Debt 1,80
 Net Debt 340.73 Net Debt .95
 Debt Service 31.26 Tax Levy Collected 89.22
 Total Tax Levy 359.17 Tax Levy Cancelled, Abated
 Municipal Expenditures 627.54 or Adjusted .07

EXPENDITURES		REVENUES-REALIZED		1989 PROPERTY TAX	
GENERAL GOVERNMENT		REVENUES-REALIZED		STATE EQUALIZED TAX RATE	
Governing Body & Public Boards	153,022.00	1989 Property Taxes Collected	32,171,532.79	Local District Schaal Taxes	15,287,733.00
Municipal Clerk	142,050.00	1989 Payments in Lieu of Taxes	271,947.15	Regional & Consolidated Schaal Tax	
Financial Administration	506,500.00	Delinquent Tax & Lien Collections	879,056.53	Schaal Taxes in Municipal Budget	182,008.50
Assessment of Taxes	276,400.00	Business Personality Replacement Taxes	1,672,438.90	County Taxes	7,553,001.80
Collection of Taxes		Taxes from Public Utilities	1,689,501.00	County Library Taxes	
Planning, Housing & Development	201,110.00	Other Miscellaneous Tax Revenues		Local Municipal Purpose Taxes	13,002,056.14
Human Resources	1,206,927.36	State Aid Revenues	3,016,360.87	Veteran & Senior Citizen Taxes	317,650.00
Elections	16,500.00	Federal Aid Revenues		Total Taxes far Rate Computation	36,342,449.44
General Administration (other)	3,059,877.00	State and Local Fiscal Assistance Act Utilized		Special District Taxes	
JUDICIARY		Sale of Acquired Property		Bank Corp. Taxes	
Municipal Courts	530,477.27	Other Miscellaneous Revenues	3,636,790.75	Added and Omitted Taxes	32,063.53
PUBLIC SAFETY				Total Taxes Levied - ABSTRACT	36,056,862.97
Fire Protection	2,074,466.23			Total Taxes Billed	36,057,433.77
Police Protection	4,911,916.59	Prior Years Surplus Appropriated	1,996,150.00	1989 TAXES COLLECTED	32,171,532.79
Civil Defense & Disaster Control	25,500.00	REVENUES TOTAL	45,333,678.04	1989 Taxes Cancelled, Abated or Adjusted	26,074.52
Environmental Inspection & Control	727,755.00	Reserve Far Uncollected Taxes	1,780,000.00	Transfer to Tax Title Liens or Foreclosed	65,615.80
Other Public Safety		CAPITAL OUTLAY TOTAL	5,455,987.10	Balance Outstanding Dec. 31, 1989	3,794,210.66
PUBLIC WORKS		Public Enterprises	4,415,824.17	PRIOR YEARS TAXES OUTSTANDING	
Streets and Drainage	1,363,236.20	Recreation-Culture	22.00	Balance January 1, 1989	932,009.26
Sewers and Sewage Processing	1,696,200.00	Public Works	250,812.77	Collected in 1989	842,625.44
Garbage and Trash Disposal		Buildings and Grounds	739,323.16	Cancelled, Abated or Adjusted 1989	
Public Buildings and Grounds	624,000.00	Library and Education		Transfers to Tax Title Liens or Foreclosed	28,379.00
Other Public Works		Conservation		Balance December 31, 1989	60,504.82
HEALTH and WELFARE		All Other		TAX TITLE LIENS OUTSTANDING	
Health Services Except Environmental	259,900.00			Balance January 1, 1989	153,553.62
Welfare-Public Assistance	13,000.00	CAPITAL DEBT AUTHORIZED, DECEMBER 31, 1989		Transfer From Taxes	100,503.52
Hospital, Clinics, First Aid	2,500.00	ISSUED AND UNISSUED		Redeemed in 1989	36,431.14
Animal, Insect, & Rodent Control	44,100.00	School	1,638,000	Cancelled, Abated or Adjusted (1989)	23,317.39
Other Welfare Services	213,900.00	Self-Liquidating	20,186,717	Transfers to Foreclosed Property	
RECREATION and CONSERVATION		Other	5,252,413	Balance December 31, 1989	194,308.61
Beaches and Boardwalks		Total	27,077,130	PROPERTY ACQUIRED BY DEED OR FORECLOSURE	
Parks, Playgrounds, Shade Trees	353,100.00	ISSUED AND OUTSTANDING		Balance January 1, 1989	388,200.00
Land Reclamation & Conservation	183,163.00	Schaal	1,638,000.00	Transfers From Taxes or Liens	
Other Recreational Services	157,700.00	Self-Liquidating	12,076,000.00	Sale far Cash (1989)	
EDUCATION (excluding schools)		Other	4,192,000.00	Cancelled, Abated or Adjusted (1989)	
Libraries	502,000.00	Total	17,906,000.00	Balance December 31, 1989	388,200.00
Other Educational Services		EQUALIZED VALUATION BASIS FOR NET DEBT COMPUTATION	1,503,831,105	CURRENT FINANCES DECEMBER 31, 1989	
STATUTORY EXPENDITURES		REAL PROPERTY VALUATIONS		ASSETS	
Pensions & F.L.C.A.	2,427,813.99	Code Class # of Parcels % VAL'N		Cash Dec. 31, 1989	10,042,937.57
Employee Fringe Benefits	775,726.00	1 Vacant Land 334 .32	2,721,600.00	Taxes Receivable	3,854,715.48
Other Statutory Expenditures	30,000.23	2 Residential 6967 41.32	137,571,800.00	Tax Title Liens	194,308.61
CETA And Other Public Employment Programs		3 Farm		Foreclosed Property	388,200.00
MUNICIPAL FUNCTIONS TOTAL	22,488,910.87	4a Commercial 893 13.61	45,317,900.00	Emergencies & Other Deferred Charges	2,304,132.84
CAPITAL IMPROVEMENTS *MEMO*	30,000.00	4b Industrial 202 39.26	130,706,200.00	State and Federal Aid Receivable	376,720.08
DEBT SERVICE		4c Apartments 126 4.99	16,611,400.00	Other Receivables	541,478.39
Principal Payments	845,000.00	Total 8522	332,928,900.00	LIABILITIES, RESERVES, AND SURPLUS	
Interest Payments	466,781.00	Land Area 4.55 Sq. Miles		Cash Liabilities	11,915,278.81
TYPE I SCHL DEBT *MEMO	552,228.50	Net Valuation Taxable-Municipal	334,187,108	Reserves for Receivables	4,978,702.48
DEFERRED CHARGES	755,440.00	Net Valuation Taxable-County	2,016,571,728	Surplus Dec. 31, 1989	808,511.68
SCHOOL, COUNTY, SPECIAL DISTRICT TAXES	23,022,743.30	State Equalized Valuation	1,809,990,900		
RESERVE FOR UNCOLLECTED TAXES	1,780,000.00	State Equalization Ratio	18.41		
EXPENDITURES TOTAL	49,358,875.17				

2119
 Population 1980 16,647
 Population 1990 15,757
 S & P Rating
 Moody Rating

General Tax Rate Per \$100. 5.48
 State Equalized Tax Rate 2.22

PHILLIPSBURG TOWN - WARREN COUNTY
 Form of Government:
 Council-Manager Plan B (OMCL 50)
 Number of Members on Governing Body - 5

PER CAPITA:
 Gross Debt 1,551.83
 Net Debt 130.49
 Debt Service 38.53
 Total Tax Levy 743.36
 Municipal Expenditures 521.15
 PER CENT:
 Gross Debt 5.36
 Net Debt .45
 Tax Levy Collected 93.61
 Tax Levy Cancelled, Abated or Adjusted .34

EXPENDITURES		REVENUES-REALIZED		1989 PROPERTY TAX	
GENERAL GOVERNMENT		REVENUES-REALIZED		STATE EQUALIZED TAX RATE	
Governing Body & Public Boards	39,500.00	1989 Property Taxes Collected	10,971,232.39	Local District School Taxes	1.02 5,373,176.00
Municipal Clerk	74,673.00	1989 Payments in Lieu of Taxes	124,011.65	Regional & Consolidated School Tax	
Financial Administration	73,816.00	Delinquent Tax & Lien Collections	546,865.03	School Taxes in Municipal Budget	
Assessment of Taxes	60,819.00	Business Personalty Replacement Taxes	484,958.56	County Taxes	.57 2,997,726.81
Collection of Taxes	56,743.00	Taxes from Public Utilities	739,221.00	County Library Taxes	
Planning, Housing & Development	689,239.00	Other Miscellaneous Tax Revenues		Local Municipal Purpose Taxes	.63 3,325,850.37
Human Resources	279,452.92	State Aid Revenues	794,562.12	Veteran & Senior Citizen Taxes	241,250.00
Elections		Federal Aid Revenues	350,000.00	Total Taxes for Rate Computation	2.22 11,938,001.18
General Administration (other)	696,374.18	State and Local Fiscal Assistance Act Utilized	2,090.34	Special District Taxes	
JUDICIARY		Sale of Acquired Property		Bank Corp. Taxes	
Municipal Courts	77,424.00	Other Miscellaneous Revenues	1,288,061.54	Added and Omitted Taxes	16,448.18
PUBLIC SAFETY		Total	15,301,002.63	Total Taxes Levied - ABSTRACT	11,713,199.36
Fire Protection	133,348.25	Prior Years Surplus Appropriated	1,200,000.00	Total Taxes Billed	11,720,077.01
Police Protection	1,226,957.15	REVENUES TOTAL	16,501,002.63	1989 TAXES COLLECTED	10,971,232.39
Civil Defense & Disaster Control	4,000.00	Reserve For Uncollected Taxes	814,378.44	1989 Taxes Cancelled, Abated or Adjusted	39,620.10
Environmental Inspection & Control	93,778.00	CAPITAL OUTLAY TOTAL	1,850,330.50	Transfer to Tax Title Liens or Foreclosed	84,898.61
Other Public Safety		Public Enterprises	1,428,160.48	Balance Outstanding Dec. 31, 1989	624,325.91
PUBLIC WORKS		Recreation-Culture	7,000.00	PRIOR YEARS TAXES OUTSTANDING	
Streets and Drainage	743,093.47	Public Works	355,163.20	Balance January 1, 1989	554,524.36
Sewers and Sewage Processing		Buildings and Grounds	59,981.92	Collected in 1989	506,527.84
Garbage and Trash Disposal	759,400.00	Library and Education		Cancelled, Abated or Adjusted 1989	495.07
Public Buildings and Grounds	477,732.00	Conservation		Transfers to Tax Title Liens or Foreclosed	43,953.70
Other Public Works		All Other		Balance December 31, 1989	3,547.75
HEALTH and WELFARE		CAPITAL DEBT AUTHORIZED, DECEMBER 31, 1989		TAX TITLE LIENS OUTSTANDING	
Health Services Except Environmental		ISSUED AND UNISSUED		Balance January 1, 1989	101,006.54
Welfare-Public Assistance	26,054.00	Schaal	354,000	Transfer From Taxes	134,850.66
Hospital, Clinics, First Aid		Self-Liquidating	21,542,077	Redeemed in 1989	40,292.19
Animal, Insect, & Radent Control	7,500.00	Other	2,056,059	Cancelled, Abated or Adjusted (1989)	457.53
Other Welfare Services		Total	24,452,151	Transfers to Foreclosed Property	
RECREATION and CONSERVATION		ISSUED AND OUTSTANDING		Balance December 31, 1989	195,107.48
Beaches and Boardwalks		Schaal	854,000.00	PROPERTY ACQUIRED BY DEED OR FORECLOSURE	
Parks, Playgrounds, Shade Trees	76,468.00	Self-Liquidating	19,231,988.00	Balance January 1, 1989	157,345.00
Land Reclamation & Conservation		Other	2,056,059.48	Transfers From Taxes or Liens	
Other Recreational Services	78,479.00	Total	21,142,047.46	Sale for Cash (1989)	
EDUCATION (excluding schools)		EQUALIZED VALUATION BASIS FOR NET DEBT COMPUTATION		Cancelled, Abated or Adjusted (1989)	
Libraries	332,375.00	REAL PROPERTY VALUATIONS		Balance December 31, 1989	157,345.00
Other Educational Services		Code Class # of Parcels % VAL'N ASSESSED VALUATION		CURRENT FINANCES DECEMBER 31, 1989	
STATUTORY EXPENDITURES		1 Vacant Land 230 1.33 2,800,755.00		ASSETS	
Pensions & F. L. C. A.	429,230.31	2 Residential 4424 64.80 136,727,725.00		Cash Dec. 31, 1989	5,004,152.37
Employee Fringe Benefits	264,841.85	3 Farm 3 .02 36,600.00		Taxes Receivable	627,873.66
Other Statutory Expenditures	34,000.00	4a Commercial 344 13.90 29,330,275.00		Tax Title Liens	195,107.48
CETA And Other Public Employment Programs		4b Industrial 36 16.12 34,007,110.00		Foreclosed Property	157,345.00
MUNICIPAL FUNCTIONS TOTAL	6,726,458.13	4c Apartments 30 3.84 8,094,725.00		Emergencies & Other Deferred Charges	209,282.73
CAPITAL IMPROVEMENTS *MEMO*	89,917.60	Total 5117 210,997,190.00		State and Federal Aid Receivable	
DEBT SERVICE		Land Area 2.90 Sq. Miles		Other Receivables	256,046.20
Principal Payments	437,415.00	Net Valuation Taxable-Municipal	213,559,833	Total	6,449,807.44
Interest Payments	119,749.64	Net Valuation Taxable-County	479,430,134	LIABILITIES, RESERVES, AND SURPLUS	
DEFERRED CHARGES		State Equalized Valuation	522,260,155	Cash Liabilities	3,714,354.02
SCHOOL, COUNTY, SPECIAL DISTRICT TAXES	63,671.53	State Equalization Ratio	40.60	Reserves for Receivables	1,236,372.34
RESERVE FOR UNCOLLECTED TAXES	814,378.44			Surplus Dec. 31, 1989	1,499,081.08
EXPENDITURES TOTAL	16,582,583.55			Total	6,449,807.44

1709
 Population 1980 2,310
 Population 1990 3,250
 S & P Rating
 Moody Rating

General Tax Rate Per \$100. 2.51
 State Equalized Tax Rate 1.31

PILESGROVE TOWNSHIP - SALEM COUNTY

Form of Government:
 Township Committee

Number of Members on Governing Body - 3

PER CAPITA: Gross Debt 1,102.41
 Net Debt 29.23
 Debt Service
 Total Tax Levy 736.11
 Municipal Expenditures 369.99
 PER CENT: Gross Debt 3.05
 Net Debt .08
 Tax Levy Collected 93.29
 Tax Levy Cancelled, Abated or Adjusted .03

EXPENDITURES		REVENUES-REALIZED		1989 PROPERTY TAX	
GENERAL GOVERNMENT		REVENUES		STATE EQUALIZED TAX RATE	
Governing Body & Public Boards		1989 Property Taxes Collected	2,385,965.40	Local District School Taxes	
Municipal Clerk		1989 Payments in Lieu of Taxes		Regional & Consolidated School Tax	1.05
Financial Administration	53,825.80	Delinquent Tax & Lien Collections	129,452.99	School Taxes in Municipal Budget	
Assessment of Taxes	2,908.26	Business Personalty Replacement Taxes	45,057.56	County Taxes	.76
Collection of Taxes	20,152.02	Taxes from Public Utilities	414,501.00	County Library Taxes	
Planning, Housing & Development	40,120.07	Other Miscellaneous Tax Revenues		Local Municipal Purpose Taxes	
Human Resources		State Aid Revenues	14,376.09	Veteran & Senior Citizen Taxes	24,750.00
Elections		Federal Aid Revenues		Total Taxes for Rate Computation	1.81
General Administration (other)	113,793.02	State and Local Fiscal Assistance Act Utilized		Special District Taxes	
JUDICIARY		Sale of Acquired Property		Bank Corp. Taxes	
Municipal Courts	39,400.00	Other Miscellaneous Revenues	385,699.01	Added and Omitted Taxes	59,913.54
PUBLIC SAFETY		TOTAL	3,374,052.05	Total Taxes Levied - ABSTRACT	2,554,852.30
Fire Protection	47,404.80	Prior Years Surplus Appropriated	586,427.40	Total Taxes Billed	2,557,691.11
Police Protection	2,000.00	REVENUES TOTAL	3,960,479.45	1989 TAXES COLLECTED	2,385,965.40
Civil Defense & Disaster Control	4,000.00	Reserve For Uncollected Taxes	133,500.00	1989 Taxes Cancelled, Abated or Adjusted	829.85
Environmental Inspection & Control	39,300.00	CAPITAL OUTLAY TOTAL	35,380.75	Transfer to Tax Title Liens or Foreclosed	3,177.86
Other Public Safety		Public Enterprises		Balance Outstanding Dec. 31, 1989	167,718.00
PUBLIC WORKS		Recreation-Culture	12,634.36	PRIOR YEARS TAXES OUTSTANDING	
Streets and Drainage	216,504.15	Public Works		Balance January 1, 1989	137,531.82
Sewers and Sewage Processing	90,500.00	Buildings and Grounds	22,746.39	Collected in 1989	126,265.41
Garbage and Trash Disposal	103,000.00	Library and Education		Cancelled, Abated or Adjusted 1989	1,293.96
Public Buildings and Grounds	33,434.39	Conservation		Transfers to Tax Title Liens or Foreclosed	
Other Public Works		All Other		Balance December 31, 1989	9,972.45
HEALTH and WELFARE		CAPITAL DEBT AUTHORIZED, DECEMBER 31, 1989		TAX TITLE LIENS OUTSTANDING	
Health Services Except Environmental	5,550.00	ISSUED AND UNISSUED		Balance January 1, 1989	7,493.61
Welfare-Public Assistance	3,900.00	School	3,487,820	Transfer From Taxes	4,516.01
Hospital, Clinics, First Aid	4,000.00	Self-Liquidating		Redeemed in 1989	2,187.58
Animal, Insect, & Rodent Control	4,000.00	Other	95,000	Cancelled, Abated or Adjusted (1989)	
Other Welfare Services		Total	3,582,820	Transfers to Foreclosed Property	
RECREATION and CONSERVATION		ISSUED AND OUTSTANDING		Balance December 31, 1989	9,822.04
Beaches and Boardwalks		School	3,487,820.44	PROPERTY ACQUIRED BY DEED OR FORECLOSURE	
Parks, Playgrounds, Shade Trees	5,500.00	Self-Liquidating		Balance January 1, 1989	67,400.00
Land Reclamation & Conservation		Other	25,000.00	Transfers From Taxes or Liens	
Other Recreational Services		Total	3,512,820.44	Sale for Cash (1989)	
EDUCATION (excluding schools)		EQUALIZED VALUATION BASIS FOR NET DEBT COMPUTATION	117,409,722	Cancelled, Abated or Adjusted (1989)	
Libraries	5,500.00	REAL PROPERTY VALUATIONS		Balance December 31, 1989	67,400.00
Other Educational Services	150,000.00	Code Class # of Parcels % VAL'N ASSESSED VALUATION		CURRENT FINANCES DECEMBER 31, 1989	
STATUTORY EXPENDITURES		1 Vacant Land 210 1.78 1,749,700.00		ASSETS	
Pensions & F. I. C. A.	32,344.03	2 Residential 838 64.99 63,919,450.00		Cash Dec. 31, 1989	2,845,704.49
Employee Fringe Benefits	15,662.16	3 Farm 649 23.11 22,734,000.00		Taxes Receivable	177,690.45
Other Statutory Expenditures	1,000.00	4a Commercial 54 8.84 3,693,200.00		Tax Title Liens	9,822.04
CETA And Other Public Employment Programs		4b Industrial 2 1.11 1,087,300.00		Foreclosed Property	67,400.00
MUNICIPAL FUNCTIONS TOTAL	1,068,018.75	4c Apartments 3 .18 173,000.00		Emergencies & Other Deferred Charges	13,618.66
CAPITAL IMPROVEMENTS *MEMO*	50,000.00	Total 1756 98,356,650.00		State and Federal Aid Receivable	
DEBT SERVICE		Land Area 36.10 Sq. Miles		Other Receivables	50,143.43
Principal Payments		Net Valuation Taxable-Municipal	99,513,050	Total	3,164,379.07
Interest Payments		Net Valuation Taxable-County	125,791,676	LIABILITIES, RESERVES, AND SURPLUS	
DEFERRED CHARGES	938.96	State Equalized Valuation	137,478,853	Cash Liabilities	632,945.99
SCHOOL, COUNTY, SPECIAL DISTRICT TAXES	2,494,938.76	State Equalization Ratio	72.15	Reserves for Receivables	305,055.92
RESERVE FOR UNCOLLECTED TAXES	133,500.00			Surplus Dec. 31, 1989	2,226,377.16
EXPENDITURES TOTAL	3,697,396.47			Total	3,164,379.07

1522

Population 1980 1,796
 Population 1990 1,954
 S & P Rating
 Moody Rating

General Tax Rate Per \$100. 3.64
 State Equalized Tax Rate 1.88

PINE BEACH BOROUGH - OCEAN COUNTY

Form of Government:

Borough Council

Number of Members on Governing Body - 6

PER CAPITA:

Gross Debt 1,392.63
 Net Debt 486.44
 Debt Service
 Total Tax Levy 1,176.58
 Municipal Expenditures 500.79

PER CENT:

Gross Debt 2.59
 Net Debt .90
 Tax Levy Collected 96.36
 Tax Levy Cancelled, Abated or Adjusted

EXPENDITURES		REVENUES-REALIZED		1989 PROPERTY TAX	
GENERAL GOVERNMENT		REVENUES-REALIZED		STATE EQUALIZED TAX RATE	
Governing Body & Public Boards		1989 Property Taxes Collected 2,215,283.11		Local District School Taxes	
Municipal Clerk		1989 Payments in Lieu of Taxes		Regional & Consolidated School Tax 1.16 1,382,435.30	
Financial Administration 23,001.00		Delinquent Tax & Lien Collections 75,032.27		School Taxes in Municipal Budget	
Assessment of Taxes 7,301.00		Business Personalty Replacement Taxes 3,011.56		County Taxes .38 * 448,574.53	
Collection of Taxes 5,900.00		Taxes from Public Utilities 120,876.00		County Library Taxes .02 29,420.45	
Planning, Housing & Development 16,000.00		Other Miscellaneous Tax Revenues		Local Municipal Purpose Taxes .33 391,199.59	
Human Resources 349.35		State Aid Revenues 11,474.72		Veteran & Senior Citizen Taxes 28,350.00	
Elections		Federal Aid Revenues		Total Taxes for Rate Computation 1.89 2,279,969.87	
General Administration (other) 138,352.29		State and Local Fiscal Assistance Act Utilized		Special District Taxes	
JUDICIARY		Sale of Acquired Property		Bank Corp. Taxes	
Municipal Courts 12,595.00		Other Miscellaneous Revenues 205,897.44		Added and Omitted Taxes 47,403.59	
PUBLIC SAFETY		Total 2,631,575.10		Total Taxes Levied - ABSTRACT 2,299,020.66	
Fire Protection 17,712.92		Prior Years Surplus Appropriated 320,000.00		Total Taxes Billed 2,299,020.66	
Police Protection 213,116.26		REVENUES TOTAL 2,951,575.10		1989 TAXES COLLECTED 2,215,283.11	
Civil Defense & Disaster Control 875.00		Reserve For Uncollected Taxes 165,000.00		1989 Taxes Cancelled, Abated or Adjusted	
Environmental Inspection & Control 2,875.00		CAPITAL OUTLAY TOTAL 202,515.14		Transfer to Tax Title Liens or Foreclosed	
Other Public Safety		Public Enterprises 95,851.25		Balance Outstanding Dec. 31, 1989 93,745.35	
PUBLIC WORKS		Recreation-Culture		PRIOR YEARS TAXES OUTSTANDING	
Streets and Drainage 35,000.00		Public Works 106,653.89		Balance January 1, 1989 74,263.96	
Sewers and Sewage Processing		Buildings and Grounds		Collected in 1989 73,037.54	
Garbage and Trash Disposal 143,036.00		Library and Education		Cancelled, Abated or Adjusted 1989	
Public Buildings and Grounds 10,650.00		Conservation		Transfers to Tax Title Liens or Foreclosed	
Other Public Works 46,300.00		All Other		Balance December 31, 1989 1,231.42	
HEALTH and WELFARE		CAPITAL DEBT AUTHORIZED, DECEMBER 31, 1989		TAX TITLE LIENS OUTSTANDING	
Health Services Except Environmental		ISSUED AND UNISSUED GROSS DEBT NET DEBT		Balance January 1, 1989 2,527.73	
Welfare-Public Assistance 600.00		School 355,531		Transfer From Taxes	
Hospital, Clinics, First Aid 4,630.00		Self-Liquidating 2,171,909		Redeemed in 1989 1,994.73	
Animal, Insect, & Rodent Control 3,240.00		Other 193,705		Cancelled, Abated or Adjusted (1989)	
Other Welfare Services		Total 2,721,205		Transfers to Foreclosed Property	
RECREATION and CONSERVATION		ISSUED AND OUTSTANDING		Balance December 31, 1989 533.05	
Beaches and Boardwalks 10,500.00		School 350,366.16		PROPERTY ACQUIRED BY DEED OR FORECLOSURE	
Parks, Playgrounds, Shade Trees 3,500.00		Self-Liquidating 1,098,219.73		Balance January 1, 1989 12,200.00	
Land Reclamation & Conservation		Other 100,000.00		Transfers From Taxes or Liens	
Other Recreational Services 3,500.00		Total 1,548,585.89		Sale for Cash (1989)	
EDUCATION (excluding schools)		EQUALIZED VALUATION BASIS FOR NET DEBT COMPUTATION 105,038,619		Cancelled, Abated or Adjusted (1989)	
Libraries		REAL PROPERTY VALUATIONS		Balance December 31, 1989 12,200.00	
Other Educational Services		Code Class # of Parcels % VAL'N ASSESSED VALUATION		CURRENT FINANCES DECEMBER 31, 1989	
STATUTORY EXPENDITURES		1 Vacant Land 34 2.36 1,454,800.00		ASSETS	
Pensions & F. L. C. A. 34,339.01		2 Residential 791 92.41 57,036,550.00		Cash Dec. 31, 1989 1,203,720.97	
Employee Fringe Benefits 49,600.00		3 Farm 20 5.24 3,232,000.00		Taxes Receivable 34,976.77	
Other Statutory Expenditures 3,000.00		4a Commercial 20 5.24 3,232,000.00		Tax Title Liens 533.05	
CETA And Other Public Employment Programs		4b Industrial		Foreclosed Property 12,200.00	
MUNICIPAL FUNCTIONS TOTAL 793,032.83		4c Apartments		Emergencies & Other Deferred Charges 39,240.00	
CAPITAL IMPROVEMENTS * MEMO * 10,000.00		Total 395 61,723,350.00		State and Federal Aid Receivable 3,337.30	
DEBT SERVICE		Land Area .60 Sq. Miles		Other Receivables 56,095.50	
Principal Payments		Net Valuation Taxable-Municipal 61,844,216		Total 1,405,161.59	
Interest Payments		Net Valuation Taxable-County 113,223,164		LIABILITIES, RESERVES, AND SURPLUS	
DEFERRED CHARGES 15,540.00		State Equalized Valuation 119,416,092		Cash Liabilities 355,440.48	
SCHOOL, COUNTY, SPECIAL DISTRICT TAXES 1,860,430.28		State Equalization Ratio 51.74		Reserves for Receivables 153,805.42	
RESERVE FOR UNCOLLECTED TAXES 165,000.00				Surplus Dec. 31, 1989 895,915.79	
EXPENDITURES TOTAL 2,833,973.11				Total 1,405,161.69	

*Includes County Health Service Taxes, County Vacational School Taxes, or County Open Space Tax. See Table 13.

Population 1980 3,684
 Population 1990 9,354
 S & P Rating
 Moody Rating

General Tax Rate Per \$100. 6.18
 State Equalized Tax Rate 3.36

PINE HILL BOROUGH - CAMDEN COUNTY
 Form of Government:
Borough Council
 Number of Members on Governing Body - 6

PER CAPITA:
 Gross Debt 387.82
 Net Debt 202.32
 Debt Service 26.66
 Total Tax Levy 590.71
 Municipal Expenditures 354.23

PER CENT:
 Gross Debt 2.46
 Net Debt 1.28
 Tax Levy Collected 93.21
 Tax Levy Cancelled, Abated or Adjusted .07

EXPENDITURES		REVENUES-REALIZED		1989 PROPERTY TAX	
GENERAL GOVERNMENT				STATE EQUALIZED TAX RATE	
Governing Body & Public Boards	23,226.20	1989 Property Taxes Collected	5,429,026.40	Local District School Taxes	.82
Municipal Clerk		1989 Payments in Lieu of Taxes	278,176.80	Regional & Consolidated School Tax	.63
Financial Administration	30,017.01	Delinquent Tax & Lien Collections	516,177.27	School Taxes in Municipal Budget	
Assessment of Taxes	15,315.00	Business Personality Replacement Taxes	9,757.30	County Taxes	.91
Collection of Taxes	45,608.95	Taxes from Public Utilities	437,708.00	County Library Taxes	.02
Planning, Housing & Development	17,450.00	Other Miscellaneous Tax Revenues		Local Municipal Purpose Taxes	.98
Human Resources	32,510.72	State Aid Revenues	1,003,28.95	Veteran & Senior Citizen Taxes	
Elections	125,675.73	Federal Aid Revenues		Total Taxes for Rate Computation	3.36
General Administration (other)	394,910.15	State and Local Fiscal Assistance Act Utilized		Special District Taxes	
JUDICIARY		Sale of Acquired Property		Bank Corp. Taxes	
Municipal Courts	51,905.67	Other Miscellaneous Revenues		Added and Omitted Taxes	
PUBLIC SAFETY		Total	7,063,704.31	Total Taxes Levied - ABSTRACT	41,387.40
Fire Protection	77,236.29	Prior Years Surplus Appropriated	220,000.00	Total Taxes Billed	5,820,892.67
Police Protection	684,773.57	REVENUES TOTAL	7,283,704.31	1989 TAXES COLLECTED	5,429,026.40
Civil Defense & Disaster Control		Reserve For Uncollected Taxes	514,000.00	1989 Taxes Cancelled, Abated or Adjusted	3,970.53
Environmental Inspection & Control		CAPITAL OUTLAY TOTAL	96,016.98	Transfer to Tax Title Liens or Foreclosed	98,343.09
Other Public Safety		Public Enterprises		Balance Outstanding Dec. 31, 1989	293,137.78
PUBLIC WORKS		Recreation-Culture		PRIOR YEARS TAXES OUTSTANDING	
Streets and Drainage	271,714.14	Public Works	96,016.98	Balance January 1, 1989	250,646.49
Sewers and Sewage Processing		Buildings and Grounds		Collected in 1989	238,516.83
Garbage and Trash Disposal	440,053.75	Library and Education		Cancelled, Abated or Adjusted 1989	2,789.51
Public Buildings and Grounds	35,065.00	Conservation		Transfers to Tax Title Liens or Foreclosed	9,308.51
Other Public Works	21,839.64	All Other		Balance December 31, 1989	31.64
HEALTH and WELFARE		CAPITAL DEBT AUTHORIZED, DECEMBER 31, 1989		TAX TITLE LIENS OUTSTANDING	
Health Services Except Environmental	130.00	ISSUED AND UNISSUED		Balance January 1, 1989	575,335.30
Welfare-Public Assistance	7,630.00	School	1,827,848	Transfer From Taxes	109,427.47
Hospital, Clinics, First Aid		Self-Liquidating		Redeemed in 1989	277,660.44
Animal, Insect, & Rodent Control	5.00	Other	1,993,699	Cancelled, Abated or Adjusted (1989)	113.30
Other Welfare Services		Total	3,821,547	Transfers to Foreclosed Property	
RECREATION and CONSERVATION		ISSUED AND OUTSTANDING		Balance December 31, 1989	406,989.03
Beaches and Boardwalks		School	1,827,848.29	PROPERTY ACQUIRED BY DEED OR FORECLOSURE	
Parks, Playgrounds, Shade Trees	13,705.00	Self-Liquidating		Balance January 1, 1989	69,800.00
Land Reclamation & Conservation	31,670.00	Other	1,985,500.00	Transfers From Taxes or Liens	
Other Recreational Services	4,900.00	Total	3,813,348.29	Sale for Cash (1989)	
EDUCATION (excluding schools)		EQUALIZED VALUATION BASIS FOR NET DEBT COMPUTATION		Cancelled, Abated or Adjusted (1989)	30,300.00
Libraries		REAL PROPERTY VALUATIONS		Balance December 31, 1989	39,500.00
Other Educational Services		Code Class # of Parcels % VAL'N ASSESSED VALUATION		CURRENT FINANCES DECEMBER 31, 1989	
STATUTORY EXPENDITURES		1 Vacant Land 395 4.78 4,446,650.00		ASSETS	
Pensions & F. L. C. A.	183,418.07	2 Residential 2466 81.64 75,911,850.00		Cash Dec. 31, 1989	701,537.03
Employee Fringe Benefits	171,104.89	3 Farm 6 .46 432,600.00		Taxes Receivable	293,169.42
Other Statutory Expenditures	7,000.00	4a Commercial 41 3.98 3,698,900.00		Tax Title Liens	406,989.03
CETA And Other Public Employment Programs		4b Industrial 3 .40 372,900.00		Foreclosed Property	39,500.00
MUNICIPAL FUNCTIONS TOTAL	2,689,014.91	4c Apartments 6 8.74 8,125,900.00		Emergencies & Other Deferred Charges	303,540.40
CAPITAL IMPROVEMENTS *MEMO*	20,000.00	Total 2917 92,988,800.00		State and Federal Aid Receivable	
DEBT SERVICE		Land Area 3.97 Sq. Miles		Other Receivables	250,221.83
Principal Payments	125,000.00	Net Valuation Taxable-Municipal	93,653,191	Total	1,994,957.71
Interest Payments	137,673.65	Net Valuation Taxable-County	157,310,977	LIABILITIES, RESERVES, AND SURPLUS	
DEFERRED CHARGES		State Equalized Valuation	171,694,003	Cash Liabilities	310,951.45
SCHOOL, COUNTY, SPECIAL DISTRICT TAXES	25,403.87	State Equalization Ratio	54.37	Reserves for Receivables	989,880.28
RESERVE FOR UNCOLLECTED TAXES	4,098,418.65			Surplus Dec. 31, 1989	694,125.98
EXPENDITURES TOTAL	7,589,511.08			Total	1,994,957.71

0429
 Population 1980 23
 Population 1990 19
 S & P Rating
 Moody Rating

General Tax Rate Per \$100. 2.79
 State Equalized Tax Rate 1.81

PINE VALLEY BOROUGH - CAMDEN CO.
 Form of Government:
 Commission (1911)
 Number of Members on Governing Body - 3

PER CAPITA:
 Gross Debt
 Net Debt
 Debt Service
 Total Tax Levy 9,867.40
 Municipal Expenditures 145.85

PER CENT:
 Gross Debt
 Net Debt
 Tax Levy Collected 100.00
 Tax Levy Cancelled, Abated or Adjusted

EXPENDITURES	REVENUES-REALIZED	1989 PROPERTY TAX
GENERAL GOVERNMENT		STATE EQUALIZED TAX RATE
Governing Body & Public Boards	1989 Property Taxes Collected 137,544.57	Local District School Taxes
Municipal Clerk	1989 Payments in Lieu of Taxes	Regional & Consolidated School Tax
Financial Administration 850.00	Delinquent Tax & Lien Collections	School Taxes in Municipal Budget
Assessment of Taxes 800.00	Business Personality Replacement Taxes 949.04	County Taxes .99 99,747.06
Collection of Taxes 665.00	Taxes from Public Utilities 1,977.00	County Library Taxes .03 2,634.15
Planning, Housing & Development	Other Miscellaneous Tax Revenues	Local Municipal Purpose Taxes .80 80,184.27
Human Resources 25,067.00	State Aid Revenues 88,505.01	Veteran & Senior Citizen Taxes
Elections 1,400.00	Federal Aid Revenues	Total Taxes for Rate Computation 1.82 182,565.48
General Administration (other) 10,915.00	State and Local Fiscal Assistance Act Utilized	Special District Taxes
JUDICIARY	Sale of Acquired Property	Bank Corp. Taxes
Municipal Courts 700.00	Other Miscellaneous Revenues 4,334.24	Added and Omitted Taxes 4,915.03
PUBLIC SAFETY	Total 283,312.36	Total Taxes Levied - ABSTRACT 187,480.51
Fire Protection 107,056.19	Prior Years Surplus Appropriated 16,000.00	Total Taxes Billed 187,544.57
Police Protection 200.00	REVENUES TOTAL 299,312.86	1989 TAXES COLLECTED 187,544.57
Civil Defense & Disaster Control	Reserve For Uncollected Taxes 730.00	1989 Taxes Cancelled, Abated or Adjusted
Environmental Inspection & Control 7,471.19	CAPITAL OUTLAY TOTAL	Transfer to Tax Title Liens or Foreclosed
Other Public Safety	Public Enterprises	Balance Outstanding Dec. 31, 1989
PUBLIC WORKS	Recreation-Culture	PRIOR YEARS TAXES OUTSTANDING
Streets and Drainage	Public Works	Balance January 1, 1989 652.92
Sewers and Sewage Processing	Buildings and Grounds	Collected in 1989
Garbage and Trash Disposal 3,600.00	Library and Education	Cancelled, Abated or Adjusted 1989 652.92
Public Buildings and Grounds	Conservation	Transfers to Tax Title Liens or Foreclosed
Other Public Works	All Other	Balance December 31, 1989
HEALTH and WELFARE	CAPITAL DEBT AUTHORIZED, DECEMBER 31, 1989	TAX TITLE LIENS OUTSTANDING
Health Services Except Environmental	ISSUED AND UNISSUED	Balance January 1, 1989
Welfare-Public Assistance	School	Transfer From Taxes
Hospital, Clinics, First Aid	Self-Liquidating	Redeemed in 1989
Animal, Insect, & Rodent Control	Other	Cancelled, Abated or Adjusted (1989)
Other Welfare Services	Total	Transfers to Foreclosed Property
RECREATION and CONSERVATION	ISSUED AND OUTSTANDING	Balance December 31, 1989
Beaches and Boardwalks	School	PROPERTY ACQUIRED BY DEED OR FORECLOSURE
Parks, Playgrounds, Shade Trees	Self-Liquidating	Balance January 1, 1989
Land Reclamation & Conservation	Other	Transfers From Taxes or Liens
Other Recreational Services	Total	Sale for Cash (1989)
EDUCATION (excluding schools)	EQUALIZED VALUATION BASIS FOR NET DEBT COMPUTATION 10,230,721	Cancelled, Abated or Adjusted (1989)
Libraries	REAL PROPERTY VALUATIONS	Balance December 31, 1989
Other Educational Services	Code Class # of Parcels % VALN	CURRENT FINANCES DECEMBER 31, 1989
STATUTORY EXPENDITURES	1 Vacant Land 8 18.07	ASSETS
Pensions & F. L. C. A. 16,750.00	2 Residential 21 45.58	Cash Dec. 31, 1989 37,284.22
Employee Fringe Benefits 7,500.00	3 Farm	Taxes Receivable
Other Statutory Expenditures 900.26	4a Commercial 14 36.35	Tax Title Liens
CETA And Other Public Employment Programs	4b Industrial	Foreclosed Property
MUNICIPAL FUNCTIONS TOTAL 185,874.64	4c Apartments	Emergencies & Other Deferred Charges 2,771.19
CAPITAL IMPROVEMENTS * M. E. M. O *	Total 43	State and Federal Aid Receivable
DEBT SERVICE	Land Area .94 Sq. Miles	Other Receivables 25.00
Principal Payments	Net Valuation Taxable-Municipal 6,541,173	Total 40,080.41
Interest Payments	Net Valuation Taxable-County 10,042,389	LIABILITIES, RESERVES, AND SURPLUS
DEFERRED CHARGES 6,136.55	State Equalized Valuation 10,061,763	Cash Liabilities 17,399.44
SCHOOL, COUNTY, SPECIAL DISTRICT TAXES 102,331.21	State Equalization Ratio 64.92	Reserves for Receivables 25.00
RESERVE FOR UNCOLLECTED TAXES 730.00		Surplus Dec. 31, 1989 22,655.97
EXPENDITURES TOTAL 295,152.40		Total 40,080.41

1217
 Population 1980 42,223
 Population 1990 47,089
 S & P Rating
 Moody Rating AA

General Tax Rate Per \$100. 2.40
 State Equalized Tax Rate 1.30

PISCATAWAY TWP. - MIDDLESEX COUNTY
 Form of Government:
 Mayor-Council Plan F (OMCL 50)
 Number of Members on Governing Body - 7

PER CAPITA:
 Gross Debt 651.02
 Net Debt 425.43
 Debt Service 41.90
 Total Tax Levy 1,215.39
 Municipal Expenditures 418.09

PER CENT:
 Gross Debt 1.12
 Net Debt .73
 Tax Levy Collected 97.87
 Tax Levy Cancelled, Abated or Adjusted .28

EXPENDITURES		REVENUES-REALIZED		1989 PROPERTY TAX	
GENERAL GOVERNMENT		1989 Property Taxes Collected 55,986,983.00		STATE EQUALIZED TAX RATE 1.10	
Governing Body & Public Boards	55,535.00	1989 Payments in Lieu of Taxes		Local District School Taxes	33,707,504.50
Municipal Clerk	29,632.00	Delinquent Tax & Lien Collections	1,398,180.00	Regional & Consolidated School Tax	
Financial Administration	805,438.00	Business Personalty Replacement Taxes	329,027.00	School Taxes in Municipal Budget	
Assessment of Taxes	130,277.00	Taxes from Public Utilities	3,445,795.00	County Taxes	12,735,627.21
Collection of Taxes		Other Miscellaneous Tax Revenues		County Library Taxes	
Planning, Housing & Development	227,532.00	State Aid Revenues	877,647.00	Local Municipal Purpose Taxes	8,775,078.00
Human Resources	245,919.00	Federal Aid Revenues		Veteran & Senior Citizen Taxes	262,600.00
Elections	20,400.00	State and Local Fiscal Assistance Act Utilized		Total Taxes for Rate Computation	55,480,809.71
General Administration (other)	1,023,919.00	Sale of Acquired Property		Special District Taxes	1,267,890.00
JUDICIARY		Other Miscellaneous Revenues	3,173,895.00	Bank Corp. Taxes	
Municipal Courts	136,092.00	Prior Years Surplus Appropriated	1,283,000.00	Added and Omitted Taxes	745,590.00
PUBLIC SAFETY		REVENUES TOTAL	67,699,527.00	Total Taxes Levied - ABSTRACT	57,231,689.71
Fire Protection	208,837.00	Reserve For Uncollected Taxes	1,930,095.00	Total Taxes Billed	57,207,921.00
Police Protection	4,502,137.00	CAPITAL OUTLAY TOTAL	3,548,071.00	1989 TAXES COLLECTED	55,986,983.00
Civil Defense & Disaster Control	6,430.00	Public Enterprises	26,716.00	1989 Taxes Cancelled, Abated or Adjusted	158,041.00
Environmental Inspection & Control	353,137.00	Recreation-Culture	190,289.00	Transfer to Tax Title Liens or Foreclosed	66,288.00
Other Public Safety		Public Works	1,635,242.00	Balance Outstanding Dec. 31, 1989	996,609.00
PUBLIC WORKS		Buildings and Grounds	707,271.00	PRIOR YEARS TAXES OUTSTANDING	
Streets and Drainage	1,320,623.00	Library and Education	983,553.00	Balance January 1, 1989	1,451,630.00
Sewers and Sewage Processing	27,000.00	Conservation		Collected in 1989	1,375,347.00
Garbage and Trash Disposal	500,348.00	All Other		Cancelled, Abated or Adjusted 1989	2,639.00
Public Buildings and Grounds	539,090.00	CAPITAL DEBT AUTHORIZED, DECEMBER 31, 1989		Transfers to Tax Title Liens or Foreclosed	54,961.00
Other Public Works	243,138.00	ISSUED AND UNISSUED		Balance December 31, 1989	18,683.00
HEALTH and WELFARE		School	5,214,000	TAX TITLE LIENS OUTSTANDING	
Health Services Except Environmental	422,203.00	Self-Liquidating	8,173,500	Balance January 1, 1989	84,834.00
Welfare-Public Assistance	37,235.00	Other	17,268,350	Transfer From Taxes	130,782.00
Hospital, Clinics, First Aid		Total	30,655,850	Redeemed in 1989	22,833.00
Animal, Insect, & Rodent Control		ISSUED AND OUTSTANDING		Cancelled, Abated or Adjusted (1989)	
Other Welfare Services		School	5,214,000.00	Transfers to Foreclosed Property	
RECREATION and CONSERVATION		Self-Liquidating	4,003,500.00	Balance December 31, 1989	192,783.00
Beaches and Boardwalks	370,107.00	Other	13,956,000.00	PROPERTY ACQUIRED BY DEED OR FORECLOSURE	
Parks, Playgrounds, Shade Trees	211,612.00	Total	23,173,500.00	Balance January 1, 1989	3,826,983.00
Land Reclamation & Conservation	483,974.00	EQUALIZED VALUATION BASIS FOR NET DEBT COMPUTATION	2,731,948,247	Transfers From Taxes or Liens	
Other Recreational Services		REAL PROPERTY VALUATIONS		Sale for Cash (1989)	
EDUCATION (excluding schools)		Code Class # of Parcels % VAL'N ASSESSED VALUATION		Cancelled, Abated or Adjusted (1989)	312,733.00
Libraries	391,230.00	1 Vacant Land 752 3.39 76,513,300.00		Balance December 31, 1989	3,514,250.00
Other Educational Services	2,250.00	2 Residential 10005 47.40 1,070,630,800.00		CURRENT FINANCES DECEMBER 31, 1989	
STATUTORY EXPENDITURES		3 Farm 53 .34 7,776,800.00		ASSETS	
Pensions & F. I. C. A.	1,267,349.00	4a Commercial 195 3.78 85,318,000.00		Cash Dec. 31, 1989	7,226,316.00
Employee Fringe Benefits	1,174,000.00	4b Industrial 202 39.81 899,340,600.00		Taxes Receivable	1,015,292.00
Other Statutory Expenditures		4c Apartments 20 5.28 119,262,000.00		Tax Title Liens	192,783.00
CETA And Other Public Employment Programs	15,407,024.00	Total 11227 18.90 Sq. Miles 2,258,841,500.00		Foreclosed Property	3,514,250.00
MUNICIPAL FUNCTIONS TOTAL	60,000.00	Land Area 18.90 Sq. Miles		Emergencies & Other Deferred Charges	31,700.00
CAPITAL IMPROVEMENTS *MEMO*		Net Valuation Taxable-Municipal	2,301,033,841	State and Federal Aid Receivable	
DEBT SERVICE		Net Valuation Taxable-County	3,436,707,473	Other Receivables	192,291.00
Principal Payments	1,030,000.00	State Equalized Valuation	3,054,784,366	Total	12,172,632.00
Interest Payments	942,833.00	State Equalization Ratio	74.98	LIABILITIES, RESERVES, AND SURPLUS	
DEFERRED CHARGES	377,413.00			Cash Liabilities	5,111,073.00
SCHOOL, COUNTY, SPECIAL DISTRICT TAXES	47,711,021.71			Reserves for Receivables	4,914,616.00
RESERVE FOR UNCOLLECTED TAXES	1,930,095.00			Surplus Dec. 31, 1989	2,146,943.00
EXPENDITURES TOTAL	67,398,436.71			Total	12,172,632.00

0815

Population 1980 9,744
 Population 1990 9,365
 S & P Rating
 Moody Rating

General Tax Rate Per \$100. 3.96
 State Equalized Tax Rate 2.30

PITMAN BOROUGH - GLOUCESTER COUNTY

Form of Government:

Borough Council

Number of Members on Governing Body - 6

PER CAPITA:

Gross Debt 504.59
 Net Debt 263.91
 Debt Service 28.51
 Total Tax Levy 716.82
 Municipal Expenditures 350.03

PER CENT:

Gross Debt 1.82
 Net Debt .95
 Tax Levy Collected 96.25
 Tax Levy Cancelled, Abated or Adjusted .05

EXPENDITURES	REVENUES-REALIZED	1989 PROPERTY TAX	
GENERAL GOVERNMENT		STATE EQUALIZED TAX RATE	
Governing Body & Public Boards		Local District School Taxes .97	2,805,722.50
Municipal Clerk		Regional & Consolidated School Tax	
Financial Administration 24,140.00	1989 Property Taxes Collected 6,465,683.67	School Taxes in Municipal Budget	
Assessment of Taxes 20,045.00	1989 Payments in Lieu of Taxes	County Taxes .75	2,175,415.47
Collection of Taxes 14,340.00	Delinquent Tax & Lien Collections 217,776.98	County Library Taxes .02	61,563.52
Planning, Housing & Development 20,620.00	Business Personalty Replacement Taxes 120,456.56	Local Municipal Purpose Taxes .56	1,622,762.78
Human Resources 41,898.80	Taxes from Public Utilities 357,756.00	Veteran & Senior Citizen Taxes	91,750.00
Elections 3,750.00	Other Miscellaneous Tax Revenues	Total Taxes for Rate Computation 2.30	6,757,214.27
General Administration (other) 443,999.00	State Aid Revenues 164,919.72	Special District Taxes	
JUDICIARY	Federal Aid Revenues	Bank Corp. Taxes	
Municipal Courts 30,045.00	State and Local Fiscal Assistance Act Utilized	Added and Omitted Taxes	47,510.09
PUBLIC SAFETY	Sale of Acquired Property	Total Taxes Levied - ABSTRACT	6,712,974.36
Fire Protection 61,234.35	Other Miscellaneous Revenues 620,952.42	Total Taxes Billed	6,717,468.53
Police Protection 573,339.19	Total 7,947,545.35	1989 TAXES COLLECTED	6,465,683.67
Civil Defense & Disaster Control 1,150.00	Prior Years Surplus Appropriated 325,000.00	1989 Taxes Cancelled, Abated or Adjusted	3,488.16
Environmental Inspection & Control 42,336.00	REVENUES TOTAL 8,272,545.35	Transfer to Tax Title Liens or Foreclosed	13,031.84
Other Public Safety	Reserve For Uncollected Taxes 249,350.52	Balance Outstanding Dec. 31, 1989	235,264.86
PUBLIC WORKS	CAPITAL OUTLAY TOTAL 1,012,664.05	PRIOR YEARS TAXES OUTSTANDING	
Streets and Drainage 485,531.00	Public Enterprises	Balance January 1, 1989	240,964.82
Sewers and Sewage Processing	Recreation-Culture 29,512.00	Collected in 1989	217,689.23
Garbage and Trash Disposal 285,000.00	Public Works 71,389.82	Cancelled, Abated or Adjusted 1989	4,965.67
Public Buildings and Grounds 113,351.00	Buildings and Grounds 911,762.23	Transfers to Tax Title Liens or Foreclosed	
Other Public Works	Library and Education	Balance December 31, 1989	13,309.92
HEALTH and WELFARE	Conservation	TAX TITLE LIENS OUTSTANDING	
Health Services Except Environmental	All Other	Balance January 1, 1989	51,269.13
Welfare-Public Assistance 8,190.04		Transfer From Taxes	13,031.84
Hospital, Clinics, First Aid 19,970.00	CAPITAL DEBT AUTHORIZED, DECEMBER 31, 1989	Redeemed in 1989	87.75
Animal, Insect, & Rodent Control 5,700.00	ISSUED AND UNISSUED	Cancelled, Abated or Adjusted (1989)	
Other Welfare Services	GROSS DEBT	Transfers to Foreclosed Property	
RECREATION and CONSERVATION	NET DEBT	Balance December 31, 1989	64,213.22
Beaches and Boardwalks	School 2,254,000	PROPERTY ACQUIRED BY DEED OR FORECLOSURE	
Parks, Playgrounds, Shade Trees 62,000.00	Self-Liquidating	Balance January 1, 1989	231,755.00
Land Reclamation & Conservation 20,291.00	Other 2,471,500	Transfers From Taxes or Liens	
Other Recreational Services 21,605.00	Total 4,725,500	Sale for Cash (1989)	216,940.00
EDUCATION (excluding schools)	ISSUED AND OUTSTANDING	Cancelled, Abated or Adjusted (1989)	
Libraries 86,919.00	School 334,000.00	Balance December 31, 1989	14,815.00
Other Educational Services	Self-Liquidating	CURRENT FINANCES DECEMBER 31, 1989	
STATUTORY EXPENDITURES	Other 1,637,500.00	ASSETS	
Pensions & F. L. C. A. 228,379.00	Total 1,971,500.00	Cash Dec. 31, 1989	821,795.26
Employee Fringe Benefits 125,259.00	EQUALIZED VALUATION BASIS FOR NET DEBT COMPUTATION 259,256,040	Taxes Receivable	253,574.73
Other Statutory Expenditures 5,000.00	REAL PROPERTY VALUATIONS	Tax Title Liens	64,213.22
CETA And Other Public Employment Programs	Code Class # of Parcels % VAL'N	Foreclosed Property	14,815.00
MUNICIPAL FUNCTIONS TOTAL 2,760,152.85	1 Vacant Land 121 .80	Emergencies & Other Deferred Charges	2,090.06
CAPITAL IMPROVEMENTS *MEMO* 70,000.00	2 Residential 2840 82.30	State and Federal Aid Receivable	
DEBT SERVICE	3 Farm 7 .11	Other Receivables	113,895.25
Principal Payments 160,000.00	4a Commercial 147 7.56	Total	1,270,389.57
Interest Payments 105,973.31	4b Industrial 4 7.22	LIABILITIES, RESERVES, AND SURPLUS	
	4c Apartments 6 2.01	Cash Liabilities	570,607.41
	Total 3125	Reserves for Receivables	440,498.25
DEFERRED CHARGES 1,573.89	Land Area 2.26 Sq. Miles	Surplus Dec. 31, 1989	253,293.91
SCHOOL, COUNTY, SPECIAL DISTRICT TAXES 5,042,701.49	Net Valuation Taxable-Municipal 160,433,294	Total	1,270,389.57
RESERVE FOR UNCOLLECTED TAXES 249,350.52	Net Valuation Taxable-County 277,497,239		
EXPENDITURES TOTAL 8,320,757.09	State Equalized Valuation 289,304,126		
	State Equalization Ratio 58.13		

1710
 Population 1980 6,954
 Population 1990 3,121
 S & P Rating
 Moody Rating

General Tax Rate Per \$100. 2.09
 State Equalized Tax Rate 2.08

PITTSBURGH TOWNSHIP - SALEM COUNTY

Form of Government:
 Township Committee

Number of Members on Governing Body - 5

PER CAPITA: Gross Debt 572.61 PER CENT: 2.51
 Net Debt 20.71 Net Debt .09
 Debt Service 1.28 Tax Levy Collected 88.15
 Total Tax Levy 593.03 Tax Levy Cancelled, Abated
 Municipal Expenditures 221.85 or Adjusted .20

EXPENDITURES		REVENUES-REALIZED		1989 PROPERTY TAX	
GENERAL GOVERNMENT		1989 Property Taxes Collected 4,348,802.52		STATE EQUALIZED TAX RATE 1.12	
Governing Body & Public Boards		1989 Payments in Lieu of Taxes 4,055.99		Local District School Taxes	2,438,181.71
Municipal Clerk		Delinquent Tax & Lien Collections 494,805.49		Regional & Consolidated School Tax	
Financial Administration	35,525.00	Business Personalty Replacement Taxes 49,139.40		School Taxes in Municipal Budget	
Assessment of Taxes	35,350.00	Taxes from Public Utilities 405,780.00		County Taxes	1,647,392.87
Collection of Taxes	36,135.00	Other Miscellaneous Tax Revenues		County Library Taxes	
Planning, Housing & Development	217,668.00	State Aid Revenues 252,115.09		Local Municipal Purpose Taxes	457,307.43
Human Resources	44,129.27	Federal Aid Revenues		Veteran & Senior Citizen Taxes	83,950.00
Elections	1,252.00	State and Local Fiscal Assistance Act Utilized		Total Taxes for Rate Computation	2.08
General Administration (other)	477,913.00	Sale of Acquired Property		Special District Taxes	273,111.04
JUDICIARY		Other Miscellaneous Revenues	560,068.49	Bank Corp. Taxes	
Municipal Courts	62,558.63	Total	6,114,706.98	Added and Omitted Taxes	
PUBLIC SAFETY		Prior Years Surplus Appropriated	356,500.00	Total Taxes Levied - ABSTRACT	4,815,993.05
Fire Protection	5,055.00	REVENUES TOTAL	6,471,266.98	Total Taxes Billed	4,933,339.41
Police Protection	3,300.00	Reserve For Uncollected Taxes	611,685.87	1989 TAXES COLLECTED	4,348,802.52
Civil Defense & Disaster Control	8,000.00	CAPITAL OUTLAY TOTAL	117,975.43	1989 Taxes Cancelled, Abated or Adjusted	9,943.00
Environmental Inspection & Control	30,612.00	Public Enterprises		Transfer to Tax Title Liens or Foreclosed	3,899.79
Other Public Safety		Recreation-Culture	53,007.69	Balance Outstanding Dec. 31, 1989	580,537.67
PUBLIC WORKS		Public Works	15,325.00	PRIOR YEARS TAXES OUTSTANDING	
Streets and Drainage	194,276.00	Buildings and Grounds	44,642.74	Balance January 1, 1989	503,360.82
Sewers and Sewage Processing		Library and Education		Collected in 1989	494,352.14
Garbage and Trash Disposal	241,834.00	Conservation		Cancelled, Abated or Adjusted 1989	
Public Buildings and Grounds	65,302.00	All Other		Transfers to Tax Title Liens or Foreclosed	1,448.40
Other Public Works	7,000.00	CAPITAL DEBT AUTHORIZED, DECEMBER 31, 1989		Balance December 31, 1989	7,560.28
HEALTH and WELFARE		ISSUED AND UNISSUED		TAX TITLE LIENS OUTSTANDING	
Health Services Except Environmental	1,236.00	School	4,482,000	Balance January 1, 1989	23,321.97
Welfare-Public Assistance	2,105.00	Self-Liquidating		Transfer From Taxes	5,644.44
Hospital, Clinics, First Aid	4,000.00	Other	168,166	Redeemed in 1989	453.34
Animal, Insect, & Rodent Control	11,000.00	Total	4,650,166	Cancelled, Abated or Adjusted (1989)	
Other Welfare Services		ISSUED AND OUTSTANDING		Transfers to Foreclosed Property	
RECREATION and CONSERVATION		School	4,482,000.00	Balance December 31, 1989	28,513.07
Beaches and Boardwalks		Self-Liquidating		PROPERTY ACQUIRED BY DEED OR FORECLOSURE	
Parks, Playgrounds, Shade Trees		Other	168,166.49	Balance January 1, 1989	
Land Reclamation & Conservation		Total	4,650,166.49	Transfers From Taxes or Liens	
Other Recreational Services	29,100.00	EQUALIZED VALUATION BASIS FOR NET DEBT COMPUTATION	185,462,219	Sale for Cash (1989)	
EDUCATION (excluding schools)		REAL PROPERTY VALUATIONS		Cancelled, Abated or Adjusted (1989)	
Libraries		Code Class # of Parcels % VAL'N ASSESSED VALUATION		Balance December 31, 1989	
Other Educational Services		1 Vacant Land 804 7.78 16,767,700.00		CURRENT FINANCES DECEMBER 31, 1989	
STATUTORY EXPENDITURES		2 Residential 1920 70.40 151,683,400.00		ASSETS	
Pensions & F. L. C. A.	74,100.00	3 Farm 765 9.51 20,490,000.00		Cash Dec. 31, 1989	1,161,119.78
Employee Fringe Benefits	65,000.00	4a Commercial 67 12.31 26,530,100.00		Taxes Receivable	588,097.95
Other Statutory Expenditures	1,000.00	4b Industrial		Tax Title Liens	28,513.07
CETA And Other Public Employment Programs		4c Apartments		Foreclosed Property	
MUNICIPAL FUNCTIONS TOTAL	1,659,050.90	Total 3556 215,471,200.00		Emergencies & Other Deferred Charges	1,060.84
CAPITAL IMPROVEMENTS *MEMO*	28,000.00	Land Area 48.50 Sq. Miles		State and Federal Aid Receivable	20,504.27
DEBT SERVICE		Net Valuation Taxable-Municipal	217,734,754	Other Receivables	13,259.91
Principal Payments	10,366.46	Net Valuation Taxable-County	197,425,990	Total	1,812,555.82
Interest Payments		State Equalized Valuation	218,296,440	LIABILITIES, RESERVES, AND SURPLUS	
DEFERRED CHARGES	7,803.22	State Equalization Ratio	99.74	Cash Liabilities	649,412.10
SCHOOL, COUNTY, SPECIAL DISTRICT TAXES	4,358,685.62			Reserves for Receivables	629,870.93
RESERVE FOR UNCOLLECTED TAXES	611,635.87			Surplus Dec. 31, 1989	533,272.79
EXPENDITURES TOTAL	6,647,592.07			Total	1,812,555.82

2012

Population 1980 45,555
 Population 1990 46,567
 S & P Rating
 Moody Rating A

General Tax Rate Per \$100. 9.03
 State Equalized Tax Rate 2.36

PLAINFIELD CITY - UNION COUNTY
 Form of Government:
 Special Charter (P.L. 1968 c. 159)
 Number of Members on Governing Body - 7

PER CAPITA:
 Gross Debt 385.25
 Net Debt 235.02
 Debt Service 52.17
 Total Tax Levy 767.59
 Municipal Expenditures 692.36

PER CENT:
 Gross Debt 1.38
 Net Debt .84
 Tax Levy Collected 91.35
 Tax Levy Cancelled, Abated or Adjusted .27

EXPENDITURES		REVENUES-REALIZED			1989 PROPERTY TAX	
GENERAL GOVERNMENT					STATE EQUALIZED TAX RATE	
Governing Body & Public Boards	374,747.00	1989 Property Taxes Collected	32,661,053.36	Local District School Taxes	97	14,658,201.50
Municipal Clerk	172,534.00	1989 Payments in Lieu of Taxes	312,100.85	Regional & Consolidated School Tax		
Financial Administration	571,331.00	Delinquent Tax & Lien Collections	1,763,102.10	School Taxes in Municipal Budget	.02	262,153.50
Assessment of Taxes	650,328.00	Business Penalty Replacement Taxes	336,728.88	County Taxes	.36	5,467,663.35
Collection of Taxes	84,111.00	Taxes from Public Utilities	2,389,556.00	County Library Taxes		
Planning, Housing & Development	1,103,071.00	Other Miscellaneous Tax Revenues		Local Municipal Purpose Taxes	1.01	15,285,339.97
Human Resources	1,834,331.13	State Aid Revenues	8,517,011.36	Veteran & Senior Citizen Taxes		189,250.00
Elections		Federal Aid Revenues	40,000.00	Total Taxes for Rate Computation	2.36	35,862,608.32
General Administration (other)	3,577,451.21	State and Local Fiscal Assistance Act Utilized		Special District Taxes		
JUDICIARY		Sole of Acquired Property		Bank Corp. Taxes		
Municipal Courts	462,040.35	Other Miscellaneous Revenues	2,911,240.36	Added and Omitted Taxes		71,142.20
PUBLIC SAFETY				Total Taxes Levied - ABSTRACT		35,744,500.52
Fire Protection	4,511,341.51			Total Taxes Billed		35,753,153.52
Police Protection	5,230,416.58	Prior Years Surplus Appropriated	500,000.00	1989 TAXES COLLECTED		32,061,053.36
Civil Defense & Disaster Control	27,000.00	REVENUES TOTAL	49,930,792.91	1989 Taxes Cancelled, Abated or Adjusted		96,654.89
Environmental Inspection & Control	297,342.00	Reserve For Uncollected Taxes	2,407,000.00	Transfer to Tax Title Liens or Foreclosed		647,554.64
Other Public Safety				Balance Outstanding Dec. 31, 1989		2,347,890.63
PUBLIC WORKS		CAPITAL OUTLAY TOTAL	811,763.51	PRIOR YEARS TAXES OUTSTANDING		
Streets and Drainage	673,455.90	Public Enterprises	648.00	Balance January 1, 1989		1,656,396.16
Sewers and Sewage Processing	727,000.00	Recreation-Culture		Collected in 1989		1,432,717.78
Garbage and Trash Disposal		Public Works	345,999.29	Cancelled, Abated or Adjusted 1989		26,033.28
Public Buildings and Grounds	15,471.61	Buildings and Grounds	465,116.32	Transfers to Tax Title Liens or Foreclosed		183,912.27
Other Public Works	2,021,206.00	Library and Education		Balance December 31, 1989		13,732.83
HEALTH and WELFARE		Conservation		TAX TITLE LIENS OUTSTANDING		
Health Services Except Environmental	713,176.00	All Other		Balance January 1, 1989		749,385.57
Welfare-Public Assistance	213,208.00			Transfer From Taxes		879,803.26
Hospital, Clinics, First Aid		CAPITAL DEBT AUTHORIZED, DECEMBER 31, 1989		Redeemed in 1989		330,384.32
Animal, Insect, & Rodent Control	22,600.00	ISSUED AND UNISSUED		Cancelled, Abated or Adjusted (1989)		
Other Welfare Services	141,733.00	School	5,815,900	Transfers to Foreclosed Property		
RECREATION and CONSERVATION		Self-Liquidating	179,330	Balance December 31, 1989		1,299,304.51
Beaches and Boardwalks		Other	10,944,049	PROPERTY ACQUIRED BY DEED OR FORECLOSURE		
Parks, Playgrounds, Shade Trees		Total	17,939,279	Balance January 1, 1989		1,616,500.00
Land Reclamation & Conservation		ISSUED AND OUTSTANDING		Transfers From Taxes or Liens		
Other Recreational Services	167,801.00	School	6,015,000.00	Sale for Cash (1989)		
EDUCATION (excluding schools)		Self-Liquidating		Cancelled, Abated or Adjusted (1989)		
Libraries	550,000.00	Other	3,312,000.00	Balance December 31, 1989		1,616,500.00
Other Educational Services	152,500.20	Total	14,327,000.00	CURRENT FINANCES DECEMBER 31, 1989		
STATUTORY EXPENDITURES		EQUALIZED VALUATION BASIS FOR NET DEBT COMPUTATION	1,299,352,985	ASSETS		
Pensions & F. L. C. A.	2,497,408.00	REAL PROPERTY VALUATIONS		Cash Dec. 31, 1989		10,691,820.06
Employee Fringe Benefits		Code Class # of Parcels % VAL'N		Taxes Receivable		2,361,623.46
Other Statutory Expenditures		1 Vacant Land 401 .74		Tax Title Liens		1,299,304.51
CETA And Other Public Employment Programs		2 Residential 9076 74.23		Foreclosed Property		1,616,500.00
MUNICIPAL FUNCTIONS TOTAL	26,857,734.44	3 Farm 1		Emergencies & Other Deferred Charges		810,578.27
CAPITAL IMPROVEMENTS * MEMO *	55,000.00	4a Commercial 755 14.45		State and Federal Aid Receivable		2,530,202.21
DEBT SERVICE		4b Industrial 73 3.45		Other Receivables		65,249.78
Principal Payments	1,425,000.00	4c Apartments 119 7.12		Total		19,375,278.29
Interest Payments	1,004,573.00	Total 10425		LIABILITIES, RESERVES, AND SURPLUS		
TYPE I SCHL DEBT * MEMO	700,344.50	Land Area 5.00 Sq. Miles		Cash Liabilities		11,582,689.02
DEFERRED CHARGES	546,700.03	Net Valuation Taxable-Municipal	395,149,627	Reserves for Receivables		5,342,677.75
SCHOOL, COUNTY, SPECIAL DISTRICT TAXES	20,383,018.35	Net Valuation Taxable-County	1,363,859,433	Surplus Dec. 31, 1989		2,449,911.52
RESERVE FOR UNCOLLECTED TAXES	2,407,000.00	State Equalized Valuation	1,486,122,405	Total		19,375,278.29
EXPENDITURES TOTAL	52,629,075.82	State Equalization Ratio	26.17			

1213
 Population 1980 5,500
 Population 1990 14,213
 S & P Rating
 Moody Rating A41

General Tax Rate Per \$100. 2.70
 State Equalized Tax Rate 1.65

PLAINSBORO TOWNSHIP - MIDDLESEX CO.

Form of Government:

Township Committee

Number of Members on Governing Body - 3

PER CAPITA: Gross Debt 934.13 Gross Debt 1.11
 Net Debt 207.89 Net Debt .25
 Debt Service 46.13 Tax Levy Collected 99.52
 Total Tax Levy 1,745.41 Tax Levy Cancelled, Abated or Adjusted .01
 Municipal Expenditures 503.81

EXPENDITURES		REVENUES-REALIZED		1989 PROPERTY TAX	
GENERAL GOVERNMENT				STATE EQUALIZED TAX RATE →	
Governing Body & Public Boards	900.00	1989 Property Taxes Collected 24,762,411.27		Local District Schaal Taxes	
Municipal Clerk		1989 Payments in Lieu of Taxes		Regional & Consolidated Schaal Tax .99 14,277,487.44	
Financial Administration	187,313.05	Delinquent Tax & Lien Collections 99,878.68		Schaal Taxes in Municipal Budget	
Assessment of Taxes	155,825.00	Business Personalty Replacement Taxes 74,379.48		County Taxes .41 5,864,550.84	
Collection of Taxes	50,916.00	Taxes from Public Utilities 771,552.00		County Library Taxes	
Planning, Housing & Development	430,192.00	Other Miscellaneous Tax Revenues		Local Municipal Purpose Taxes .25 3,557,109.00	
Human Resources	53,642.00	State Aid Revenues 43,372.39		Veteran & Senior Citizen Taxes 10,250.00	
Elections	6,000.00	Federal Aid Revenues		Total Taxes for Rate Computation 1.65 23,709,397.28	
General Administration (other)	344,333.00	State and Local Fiscal Assistance Act Utilized		Special District Taxes	
JUDICIARY		Sale of Acquired Property		Bank Corp. Taxes	
Municipal Courts	103,253.38	Other Miscellaneous Revenues 1,471,374.97		Added and Omitted Taxes 1,108,371.28	
PUBLIC SAFETY		Total 27,222,968.79		Total Taxes Levied - ABSTRACT 24,807,518.56	
Fire Protection	220,846.48	Prior Years Surplus Appropriated 2,521,431.00		Total Taxes Billed 24,881,126.70	
Police Protection	1,325,433.93	REVENUES TOTAL 29,744,449.79		1989 TAXES COLLECTED 24,762,411.27	
Civil Defense & Disaster Control	14,471.68	Reserve For Uncollected Taxes 434,000.00		1989 Taxes Cancelled, Abated or Adjusted 2,859.30	
Environmental Inspection & Control	347,478.00	CAPITAL OUTLAY TOTAL 378,332.01		Transfer to Tax Title Liens or Foreclosed Balance Outstanding Dec. 31, 1989 115,856.13	
Other Public Safety		Public Enterprises		PRIOR YEARS TAXES OUTSTANDING	
PUBLIC WORKS		Recreation-Culture 14,300.38		Balance January 1, 1989 99,984.43	
Streets and Drainage	509,371.00	Public Works 31,427.54		Collected in 1989 99,878.68	
Sewers and Sewage Processing	30,500.00	Buildings and Grounds 232,609.59		Cancelled, Abated or Adjusted 1989	
Garbage and Trash Disposal	106,490.00	Library and Education		Transfers to Tax Title Liens or Foreclosed Balance December 31, 1989 105.75	
Public Buildings and Grounds		Conservation		TAX TITLE LIENS OUTSTANDING	
Other Public Works		All Other		Balance January 1, 1989	
HEALTH and WELFARE		CAPITAL DEBT AUTHORIZED, DECEMBER 31, 1989		Transfer From Taxes	
Health Services Except Environmental	4,027.00	ISSUED AND UNISSUED GROSS DEBT NET DEBT		Redeemed in 1989	
Welfare-Public Assistance	11,339.00	Schaal 10,322,308		Cancelled, Abated or Adjusted (1989)	
Hospital, Clinics, First Aid		Self-Liquidating 2,954,700		Transfers to Foreclosed Property	
Animal, Insect, & Radent Control	14,000.00	Other 13,277,008		Balance December 31, 1989	
Other Welfare Services		ISSUED AND OUTSTANDING		PROPERTY ACQUIRED BY DEED OR FORECLOSURE 7,600.00	
RECREATION and CONSERVATION		Schaal 7,330,894.57		Balance January 1, 1989	
Beaches and Boardwalks	91,332.00	Self-Liquidating 2,775,000.00		Transfers From Taxes or Liens	
Parks, Playgrounds, Shade Trees	43,101.00	Other 10,105,894.57		Sale for Cash (1989)	
Land Reclamation & Conservation	146,120.00	EQUALIZED VALUATION BASIS FOR NET DEBT COMPUTATION 1,192,206,428		Cancelled, Abated or Adjusted (1989)	
Other Recreational Services		REAL PROPERTY VALUATIONS		Balance December 31, 1989 7,600.00	
EDUCATION (excluding schools)		Code Class # of Parcels % VAL'N ASSESSED VALUATION		CURRENT FINANCES DECEMBER 31, 1989 ASSETS	
Libraries	415,949.00	1 Vacant Land 790 4.32 42,226,600.00		Cash Dec. 31, 1989 5,146,612.94	
Other Educational Services		2 Residential 3108 36.58 320,175,500.00		Taxes Receivable 115,961.88	
STATUTORY EXPENDITURES		3 Farm 147 .69 6,044,000.00		Tax Title Liens 7,600.00	
Pensions & F. L. C. A.	387,548.00	4a Commercial 53 18.19 159,230,600.00		Foreclosed Property	
Employee Fringe Benefits	283,403.00	4b Industrial 26 24.45 213,967,000.00		Emergencies & Other Deferred Charges	
Other Statutory Expenditures		4c Apartments 15 15.26 133,591,600.00		State and Federal Aid Receivable	
CETA And Other Public Employment Programs	5,810,129.57	Total 4139 875,235,300.00		Other Receivables 101,173.89	
MUNICIPAL FUNCTIONS TOTAL 5,810,129.57		Land Area 11.80 Sq. Miles		Total 5,371,348.71	
CAPITAL IMPROVEMENTS *MEMO* 478,500.00		Net Valuation Taxable-Municipal 880,472,423		LIABILITIES, RESERVES, AND SURPLUS	
DEBT SERVICE		Net Valuation Taxable-County 1,567,201,362		Cash Liabilities 1,939,229.03	
Principol Payments 435,000.00		State Equalized Valuation 1,439,343,792		Reserves for Receivables 224,735.77	
Interest Payments 220,575.00		State Equalization Ratio 61.03		Surplus Dec. 31, 1989 3,207,383.91	
DEFERRED CHARGES 210,902.61				Total 5,371,348.71	
SCHOOL COUNTY, SPECIAL DISTRICT TAXES 20,142,038.28					
RESERVE FOR UNCOLLECTED TAXES 484,000.00					
EXPENDITURES TOTAL 27,302,645.46					

0119

Population 1980 13,435
 Population 1990 16,027
 S & P Rating BBB+
 Moody Rating AAA

General Tax Rate Per \$100. 3.97
 State Equalized Tax Rate 2.84

PLEASANTVILLE CITY - ATLANTIC COUNTY

Form of Government:

City Charter Act (P.L. 1897 c. 30)

Number of Members on Governing Body - 7

PER CAPITA:

Gross Debt 531.23
 Net Debt 270.14
 Debt Service 49.21
 Total Tax Levy 763.04
 Municipal Expenditures 619.21

PER CENT:

Gross Debt 2.35
 Net Debt 1.19
 Tax Levy Collected 95.18
 Tax Levy Cancelled, Abated or Adjusted

EXPENDITURES		REVENUES-REALIZED		1989 PROPERTY TAX	
GENERAL GOVERNMENT		REVENUES-REALIZED		STATE EQUALIZED TAX RATE	
Governing Body & Public Boards	224,368.00	1989 Property Taxes Collected	11,639,704.00	Local District School Taxes	1.25
Municipal Clerk	280,352.00	1989 Payments in Lieu of Taxes		Regional & Consolidated School Tax	
Financial Administration	117,639.00	Delinquent Tax & Lien Collections	902,422.00	School Taxes in Municipal Budget	
Assessment of Taxes	55,984.00	Business Personality Reprovement Taxes	1,047,761.00	County Taxes	.46 *
Collection of Taxes	89,750.00	Taxes from Public Utilities	992,672.00	County Library Taxes	.03
Planning, Housing & Development	124,899.00	Other Miscellaneous Tax Revenues		Local Municipal Purpose Taxes	1.10
Human Resources	106,741.00	State Aid Revenues	570,609.00	Veteran & Senior Citizen Taxes	
Elections	6,900.00	Federal Aid Revenues		Total Taxes for Rate Computation	2.84
General Administration (other)	677,017.00	State and Local Fiscal Assistance Act Utilized		Special District Taxes	
JUDICIARY		Sole of Acquired Property		Bank Corp. Taxes	
Municipal Courts	124,734.00	Other Miscellaneous Revenues	1,716,754.00	Added and Omitted Taxes	83,369.00
PUBLIC SAFETY		Total	15,986,922.00	Total Taxes Levied - ABSTRACT	12,229,253.51
Fire Protection	1,109,896.00	Prior Years Surplus Appropriated	1,300,000.00	Total Taxes Billed	12,229,254.00
Police Protection	1,343,933.00	REVENUES TOTAL	17,286,922.00	1989 TAXES COLLECTED	11,039,704.00
Civil Defense & Disaster Control	2,000.00	Reserve For Uncollected Taxes	1,090,649.00	1989 Taxes Cancelled, Abated or Adjusted	
Environmental Inspection & Control	74,996.00	CAPITAL OUTLAY TOTAL	1,567,815.00	Transfer to Tax Title Liens or Foreclosed	146,325.00
Other Public Safety		Public Enterprises	613,888.00	Balance Outstanding Dec. 31, 1989	443,225.00
PUBLIC WORKS		Recreation-Culture		PRIOR YEARS TAXES OUTSTANDING	
Streets and Drainage	959,546.00	Public Works	953,927.00	Balance January 1, 1989	886,220.00
Sewers and Sewage Processing	475,000.00	Buildings and Grounds		Collected in 1989	538,053.00
Garbage and Trash Disposal		Library and Education		Cancelled, Abated or Adjusted 1989	
Public Buildings and Grounds	277,834.00	Conservation		Transfers to Tax Title Liens or Foreclosed	241,399.00
Other Public Works		All Other		Balance December 31, 1989	56,265.00
HEALTH and WELFARE		CAPITAL DEBT AUTHORIZED, DECEMBER 31, 1989		TAX TITLE LIENS OUTSTANDING	
Health Services Except Environmental	3,308.00	ISSUED AND UNISSUED		Balance January 1, 1989	297,495.00
Welfare-Public Assistance	65,324.00	School	1,378,000	Transfer From Taxes	424,088.00
Hospital, Clinics, First Aid		Self-Liquidating	2,806,500	Redeemed in 1989	314,369.00
Animal, Insect, & Rodent Control	21,300.00	Other	4,329,500	Cancelled, Abated or Adjusted (1989)	
Other Welfare Services		Total	8,514,000	Transfers to Foreclosed Property	
RECREATION and CONSERVATION		ISSUED AND OUTSTANDING		Balance December 31, 1989	407,214.00
Beaches and Boardwalks		School	1,378,000.00	PROPERTY ACQUIRED BY DEED OR FORECLOSURE	
Parks, Playgrounds, Shade Trees	145,559.00	Self-Liquidating	2,805,000.00	Balance January 1, 1989	1,471,772.00
Land Reclamation & Conservation	2,437.00	Other	4,329,000.00	Transfers From Taxes or Liens	
Other Recreational Services	333.00	Total	8,511,000.00	Sole for Cosh (1989)	262,225.00
EDUCATION (excluding schools)		EQUALIZED VALUATION BASIS FOR NET DEBT COMPUTATION	362,831,316	Cancelled, Abated or Adjusted (1989)	
Libraries		REAL PROPERTY VALUATIONS		Balance December 31, 1989	1,209,546.00
Other Educational Services		Code Class # of Parcels % VAL'N ASSESSED VALUATION		CURRENT FINANCES DECEMBER 31, 1989	
STATUTORY EXPENDITURES		1 Vacant Land 760 4.92 14,300,200.00		ASSETS	
Pensions & F. I. C. A.	674,825.00	2 Residential 4693 62.35 181,318,100.00		Cosh Dec. 31, 1989	5,109,462.00
Employee Fringe Benefits	495,953.00	3 Farm 55,325,100.00		Taxes Receivable	499,493.00
Other Statutory Expenditures		4a Commercial 37 4.71 13,736,800.00		Tax Title Liens	407,214.00
CETA And Other Public Employment Programs	7,971,713.00	4c Apartments 28 9.05 25,378,500.00		Foreclosed Property	1,209,546.00
MUNICIPAL FUNCTIONS TOTAL	16,000.00	Total 5851 291,518,700.00		Emergencies & Other Deferred Charges	
CAPITAL IMPROVEMENTS * MEMO *		Land Area 5.80 Sq. Miles		State and Federal Aid Receivable	
DEBT SERVICE		Net Valuation Taxable-Municipal	306,097,899	Other Receivables	136,995.00
Principal Payments	395,000.00	Net Valuation Taxable-County	392,860,254	Total	7,392,710.00
Interest Payments	393,719.00	State Equalized Valuation	421,654,150	LIABILITIES, RESERVES, AND SURPLUS	
DEFERRED CHARGES		State Equalization Ratio	71.62	Cash Liabilities	1,457,611.00
SCHOOL, COUNTY, SPECIAL DISTRICT TAXES	7,429,433.51			Reserves for Receivables	2,293,248.00
RESERVE FOR UNCOLLECTED TAXES	1,090,649.00			Surplus Dec. 31, 1989	3,651,351.00
EXPENDITURES TOTAL	17,353,542.51			Total	7,392,710.00

*Includes County Health Service Taxes, County Vocational School Taxes, or County Open Space Tax. See Table 13.

1523

Population 1980 4,674
 Population 1990 6,005
 S & P Rating
 Moody Rating

General Tax Rate Per \$100. 2.15
 State Equalized Tax Rate 1.73

PLUMSTED TOWNSHIP - OCEAN COUNTY

Form of Government:

Township Committee

Number of Members on Governing Body - 3

PER CAPITA: Gross Debt 74.00
 Net Debt 62.35
 Debt Service 11.47
 Total Tax Levy 676.23
 Municipal Expenditures 215.62
 PER CENT: Gross Debt 2.4
 Net Debt 2.0
 Tax Levy Collected 93.60
 Tax Levy Cancelled, Abated or Adjusted 1.7

EXPENDITURES		REVENUES-REALIZED		1989 PROPERTY TAX	
GENERAL GOVERNMENT		REVENUES-REALIZED		STATE EQUALIZED TAX RATE	
Governing Body & Public Boards		1989 Property Taxes Collected	3,202,760.70	Local District Schaal Taxes	1.14 2,509,712.00
Municipal Clerk		1989 Payments in Lieu of Taxes		Regional & Consolidated School Tax	
Financial Administration	47,900.00	Delinquent Tax & Lien Collections	251,517.20	School Taxes in Municipal Budget	
Assessment of Taxes	45,000.00	Business Personalty Replacement Taxes	20,169.32	County Taxes	.35 * 774,338.62
Collection of Taxes	42,250.00	Taxes from Public Utilities	199,039.00	County Library Taxes	.02 50,787.78
Planning, Housing & Development	3,700.00	Other Miscellaneous Tax Revenues		Local Municipal Purpase Taxes	.22 472,366.74
Human Resources		State Aid Revenues	63,046.10	Veteran & Senior Citizen Taxes	49,050.00
Elections		Federal Aid Revenues		Total Taxes for Rate Computation	1.73 3,856,755.14
General Administration (other)	273,200.00	State and Local Fiscal Assistance Act Utilized		Special District Taxes	169,520.00
JUDICIARY		Sale of Acquired Property		Bank Corp. Taxes	
Municipal Courts	56,762.39	Other Miscellaneous Revenues	260,596.69	Added and Omitted Taxes	83,545.92
PUBLIC SAFETY		Total	4,597,178.01	Total Taxes Levied - ABSTRACT	4,060,771.06
Fire Protection		Prior Years Surplus Appropriated	92,600.00	Total Taxes Billed	4,062,656.84
Police Protection	152,478.10	REVENUES TOTAL	4,689,773.01	1989 TAXES COLLECTED	3,802,760.70
Civil Defense & Disaster Control	2,491.00	Reserve For Uncollected Taxes	305,321.39	1989 Taxes Cancelled, Aboted or Adjusted	7,036.63
Environmental Inspection & Control	5,000.00	CAPITAL OUTLAY TOTAL	30,956.53	Transfer to Tax Title Liens or Foreclosed	7,195.41
Other Public Safety		Public Enterprises		Balance Outstanding Dec. 31, 1989	245,664.10
PUBLIC WORKS		Recreation-Culture	7,211.75	PRIOR YEARS TAXES OUTSTANDING	
Streets and Drainage	53,100.00	Public Works		Balance January 1, 1989	308,201.87
Sewers and Sewage Processing	31,000.00	Buildings and Grounds	23,744.78	Collected in 1989	249,026.90
Garbage and Trash Disposal	62,000.00	Library and Education		Cancelled, Abated or Adjusted 1989	990.59
Public Buildings and Grounds	13,150.00	Conservation		Transfers to Tax Title Liens or Foreclosed	2,639.16
Other Public Works		All Other		Balance December 31, 1989	55,545.22
HEALTH and WELFARE		CAPITAL DEBT AUTHORIZED, DECEMBER 31, 1989		TAX TITLE LIENS OUTSTANDING	
Health Services Except Environmental	1,300.00	ISSUED AND UNISSUED		Balance January 1, 1989	10,627.43
Welfare-Public Assistance	9,765.00	School	70,000	Transfer From Taxes	10,257.83
Hospital, Clinics, First Aid		Self-Liquidating		Redeemed in 1989	2,490.30
Animal, Insect, & Rodent Control	6,537.00	Other	374,387	Cancelled, Aboted or Adjusted (1989)	
Other Welfare Services		Total	444,387	Transfers to Foreclosed Property	
RECREATION and CONSERVATION		ISSUED AND OUTSTANDING		Balance December 31, 1989	18,394.96
Beaches and Boardwalks		School	70,000.00	PROPERTY ACQUIRED BY DEED OR FORECLOSURE	
Parks, Playgrounds, Shade Trees		Self-Liquidating		Balance January 1, 1989	
Land Reclamation & Conservation		Other	66,887.00	Transfers From Taxes or Liens	
Other Recreational Services	44,450.00	Total	136,887.00	Sole for Cosh (1989)	
EDUCATION (excluding schools)		EQUALIZED VALUATION BASIS		Cancelled, Aboted or Adjusted (1989)	
Libraries	7,835.00	FOR NET DEBT COMPUTATION	182,861,676	Balance December 31, 1989	
Other Educational Services		REAL PROPERTY VALUATIONS		CURRENT FINANCES DECEMBER 31, 1989	
STATUTORY EXPENDITURES		Code Class # of Parcels % VAL'N ASSESSED VALUATION		ASSETS	
Pensions & F. I. C. A.	40,200.00	1 Vacant Land 523 6.42 11,168,250.00		Cosh Dec. 31, 1989	1,715,287.04
Employee Fringe Benefits		2 Residential 1474 77.51 134,737,780.00		Taxes Receivable	301,209.32
Other Statutory Expenditures	2,311.83	3 Farm 330 7.83 13,700,845.00		Tax Title Liens	18,394.96
CETA And Other Public Employment Programs		4a Commercial 78 6.58 11,446,030.00		Foreclosed Property	
MUNICIPAL FUNCTIONS TOTAL	905,400.32	4b Industrial 5 .88 1,522,350.00		Emergencies & Other Deferred Charges	436,315.41
CAPITAL IMPROVEMENTS *MEMO*	15,967.00	4c Apartments 7 .72 1,257,050.00		State and Federal Aid Receivable	69,387.00
DEBT SERVICE		Total 2417 173,832,305.00		Other Receivables	205,375.97
Principal Payments	68,863.00	Land Area 40.70 Sq. Miles		Total	2,745,969.70
Interest Payments		Net Valuation Taxable-Municipal	176,927,988	LIABILITIES, RESERVES, AND SURPLUS	
DEFERRED CHARGES	15,209.67	Net Valuation Taxable-County	196,259,283	Cash Liabilities	1,378,078.28
SCHOOL, COUNTY, SPECIAL DISTRICT TAXES	3,504,358.40	State Equalized Valuation	219,090,098	Reserves for Receivables	524,980.25
RESERVE FOR UNCOLLECTED TAXES	305,321.39	State Equalization Ratio	80.43	Surplus Dec. 31, 1989	842,911.17
EXPENDITURES TOTAL	4,799,152.78			Total	2,745,969.70

*Includes County Health Service Taxes, County Vocational School Taxes, or County Open Space Tax. See Table 13.

2120

Population 1980 3,856
 Population 1990 3,591
 S & P Rating
 Moody Rating

General Tax Rate Per \$100. 1.58
 State Equalized Tax Rate 1.77

POHATCONG TOWNSHIP - WARREN CO.

Form of Government:
 Township Committee

Number of Members on Governing Body - 3

PER CAPITA:
 Gross Debt 238.14
 Net Debt 174.09
 Debt Service 3.34
 Total Tax Levy 1,008.53
 Municipal Expenditures 394.15

PER CENT:
 Gross Debt .49
 Net Debt .36
 Tax Levy Collected 92.84
 Tax Levy Cancelled, Abated or Adjusted

EXPENDITURES		REVENUES-REALIZED		1989 PROPERTY TAX	
GENERAL GOVERNMENT		REVENUES		STATE EQUALIZED TAX RATE	
Governing Body & Public Boards		1989 Property Taxes Collected	3,377,075.95	Local District School Taxes	.87
Municipal Clerk		1989 Payments in Lieu of Taxes		Regional & Consolidated School Tax	
Financial Administration	12,941.84	Delinquent Tax & Lien Collections	183,857.21	School Taxes in Municipal Budget	
Assessment of Taxes	51,759.32	Business Personalty Replacement Taxes	55,286.76	County Taxes	.56
Collection of Taxes	22,520.38	Taxes from Public Utilities	205,525.00	County Library Taxes	.03
Planning, Housing & Development	22,391.66	Other Miscellaneous Tax Revenues		Local Municipal Purpose Taxes	.30
Human Resources	31,062.54	State Aid Revenues	395,381.33	Veteran & Senior Citizen Taxes	
Elections	1,460.95	Federal Aid Revenues		Total Taxes for Rate Computation	1.76
General Administration (other)	180,087.29	State and Local Fiscal Assistance Act Utilized		Special District Taxes	
JUDICIARY		Sale of Acquired Property		Bank Corp. Taxes	
Municipal Courts	32,596.52	Other Miscellaneous Revenues	351,850.99	Added and Omitted Taxes	
PUBLIC SAFETY		Total	4,568,977.24	Total Taxes Levied - ABSTRACT	3,621,620.33
Fire Protection	31,508.20	Prior Years Surplus Appropriated	225,000.00	Total Taxes Billed	3,637,649.72
Police Protection	270,303.23	REVENUES TOTAL	4,793,977.24	1989 TAXES COLLECTED	3,377,075.95
Civil Defense & Disaster Control	1,733.20	Reserve For Uncollected Taxes	290,700.00	1989 Taxes Cancelled, Abated or Adjusted	
Environmental Inspection & Control	39,000.00	CAPITAL OUTLAY TOTAL	348,535.36	Transfer to Tax Title Liens or Foreclosed	
Other Public Safety		Public Enterprises		Balance Outstanding Dec. 31, 1989	260,573.77
PUBLIC WORKS		Recreation-Culture		PRIOR YEARS TAXES OUTSTANDING	
Streets and Drainage	183,719.15	Public Works	103,416.42	Balance January 1, 1989	177,185.06
Sewers and Sewage Processing		Buildings and Grounds	245,110.94	Collected in 1989	156,951.98
Garbage and Trash Disposal		Library and Education		Cancelled, Abated or Adjusted 1989	
Public Buildings and Grounds	42,724.81	Conservation	8.00	Transfers to Tax Title Liens or Foreclosed	
Other Public Works		All Other		Balance December 31, 1989	20,233.08
HEALTH and WELFARE		CAPITAL DEBT AUTHORIZED, DECEMBER 31, 1989		TAX TITLE LIENS OUTSTANDING	
Health Services Except Environmental		ISSUED AND UNISSUED		Balance January 1, 1989	69,845.23
Welfare-Public Assistance	1,242.65	Schaal	200,000	Transfer From Taxes	
Hospital, Clinics, First Aid		Self-Liquidating	30,000	Redeemed in 1989	26,905.23
Animal, Insect, & Radent Control		Other	625,158	Cancelled, Abated or Adjusted (1989)	
Other Welfare Services		Total	855,158	Transfers to Foreclosed Property	
RECREATION and CONSERVATION		ISSUED AND OUTSTANDING		Balance December 31, 1989	42,940.00
Beaches and Boardwalks		Schaal	200,000.00	PROPERTY ACQUIRED BY DEED OR FORECLOSURE	
Parks, Playgrounds, Shade Trees	2,300.00	Self-Liquidating		Balance January 1, 1989	
Land Reclamation & Conservation	925.10	Other	295,620.00	Transfers From Taxes or Liens	
Other Recreational Services		Total	495,620.00	Sale for Cash (1989)	
EDUCATION (excluding schools)		EQUALIZED VALUATION BASIS FOR NET DEBT COMPUTATION	175,068,439	Cancelled, Abated or Adjusted (1989)	
Libraries		REAL PROPERTY VALUATIONS		Balance December 31, 1989	
Other Educational Services		Code Class # of Parcels % VAL'N		CURRENT FINANCES DECEMBER 31, 1989	
STATUTORY EXPENDITURES				ASSETS	
Pensions & F. L. C. A.	73,637.00	1 Vacant Land 169 4.12	9,132,800.00	Cash Dec. 31, 1989	1,324,767.42
Employee Fringe Benefits	70,000.00	2 Residential 1226 74.35	165,319,955.00	Taxes Receivable	280,806.85
Other Statutory Expenditures	3,000.00	3 Farm 264 7.93	17,636,539.00	Tax Title Liens	42,940.00
CETA And Other Public Employment Programs		4a Commercial 51 11.97	26,636,300.00	Foreclosed Property	
MUNICIPAL FUNCTIONS TOTAL	1,100,954.95	4b Industrial 5 1.57	3,497,000.00	Emergencies & Other Deferred Charges	68,429.47
CAPITAL IMPROVEMENTS * MEMO*	423,500.00	4c Apartments 1 .05	113,000.00	State and Federal Aid Receivable	
DEBT SERVICE		Total	222,984,494.00	Other Receivables	49,348.42
Principal Payments	10,260.00	Land Area 14.08 Sq. Miles		Total	1,766,292.16
Interest Payments	1,738.80	Net Valuation Taxable-Municipal	224,146,516	LIABILITIES, RESERVES, AND SURPLUS	
DEFERRED CHARGES	11,734.90	Net Valuation Taxable-County	182,543,116	Cash Liabilities	1,007,860.33
SCHOOL, COUNTY, SPECIAL DISTRICT TAXES	2,925,485.58	State Equalized Valuation	200,504,498	Reserves for Receivables	373,095.27
RESERVE FOR UNCOLLECTED TAXES	290,700.00	State Equalization Ratio	111.36	Surplus Dec. 31, 1989	385,336.56
EXPENDITURES TOTAL	4,340,334.23			Total	1,766,292.16

Population 1980 17,747
 Population 1990 13,177
 S & P Rating
 Moody Rating AAA

General Tax Rate Per \$100. 1.35
 State Equalized Tax Rate 1.60

POINT PLEASANT BOROUGH - OCEAN CO.

Form of Government:

Borough Council

Number of Members on Governing Body - 6

PER CENT:
 Gross Debt 935.73 Gross Debt 1.43
 Net Debt 917.95 Net Debt 1.41
 Debt Service 25.42 Tax Levy Collected 93.01
 Total Tax Levy 1,205.20 Tax Levy Cancelled, Abated or Adjusted .06
 Municipal Expenditures 394.41

EXPENDITURES		REVENUES-REALIZED			1989 PROPERTY TAX	
GENERAL GOVERNMENT					STATE EQUALIZED TAX RATE .92	
Governing Body & Public Boards		1989 Property Taxes Collected	20,376,333.34	Local District School Taxes		12,548,587.00
Municipal Clerk		1989 Payments in Lieu of Taxes		Regional & Consolidated School Tax		
Financial Administration	54,724.44	Delinquent Tax & Lien Collections	776,237.32	School Taxes in Municipal Budget		
Assessment of Taxes	100,000.00	Business Personalty Replacement Taxes	75,687.96	County Taxes	.36 *	4,961,127.63
Collection of Taxes	150,677.86	Taxes from Public Utilities	860,875.00	County Library Taxes	.02	325,392.85
Planning, Housing & Development	84,307.25	Other Miscellaneous Tax Revenues		Local Municipal Purpose Taxes	.30	4,026,369.76
Human Resources	71,824.02	State Aid Revenues	168,180.72	Veteran & Senior Citizen Taxes		287,100.00
Elections		Federal Aid Revenues		Total Taxes for Rate Computation	1.60	22,148,577.24
General Administration (other)	321,158.50	State and Local Fiscal Assistance Act Utilized		Special District Taxes		
JUDICIARY		Sale of Acquired Property		Bank Corp. Taxes		
Municipal Courts	45,137.00	Other Miscellaneous Revenues		Added and Omitted Taxes		45,492.26
PUBLIC SAFETY		Total	23,245,236.15	Total Taxes Levied - ABSTRACT		21,906,969.50
Fire Protection	102,585.00	Prior Years Surplus Appropriated	269,000.00	Total Taxes Billed		21,906,969.50
Police Protection	1,423,368.87	REVENUES TOTAL	23,514,236.15	1989 TAXES COLLECTED		20,376,333.34
Civil Defense & Disaster Control	2,700.00	Reserve For Uncollected Taxes	1,096,913.93	1989 Taxes Cancelled, Abated or Adjusted		12,085.42
Environmental Inspection & Control	77,736.00	CAPITAL OUTLAY TOTAL	1,511,197.61	Transfer to Tax Title Liens or Foreclosed		218,026.05
Other Public Safety				Balance Outstanding Dec. 31, 1989		1,300,524.69
PUBLIC WORKS		Public Enterprises	237,018.33	PRIOR YEARS TAXES OUTSTANDING		
Streets and Drainage	415,614.53	Recreation-Culture	83,150.46	Balance January 1, 1989		1,021,582.01
Sewers and Sewage Processing	213,816.00	Public Works	290,213.59	Collected in 1989		769,458.21
Garbage and Trash Disposal	1,395,245.00	Buildings and Grounds	699,433.23	Cancelled, Abated or Adjusted 1989		
Public Buildings and Grounds	43,400.00	Library and Education	201,332.00	Transfers to Tax Title Liens or Foreclosed		53,150.09
Other Public Works		Conservation		Balance December 31, 1989		198,973.71
HEALTH and WELFARE		All Other		TAX TITLE LIENS OUTSTANDING		
Health Services Except Environmental	39,347.45			Balance January 1, 1989		24,074.01
Welfare-Public Assistance	26,738.00	CAPITAL DEBT AUTHORIZED, DECEMBER 31, 1989		Transfer From Taxes		271,176.14
Hospital, Clinics, First Aid		ISSUED AND UNISSUED		Redeemed in 1989		6,779.11
Animal, Insect, & Rodent Control	5,617.50	School	323,037	Cancelled, Abated or Adjusted (1989)		
Other Welfare Services		Self-Liquidating	9,497,751	Transfers to Foreclosed Property		
RECREATION and CONSERVATION		Other	7,187,905	Balance December 31, 1989		288,471.04
Beaches and Boardwalks		Total	17,008,743	PROPERTY ACQUIRED BY DEED OR FORECLOSURE		
Parks, Playgrounds, Shade Trees		ISSUED AND OUTSTANDING		Balance January 1, 1989		83,450.00
Land Reclamation & Conservation	9,916.42	School	323,087.00	Transfers From Taxes or Liens		
Other Recreational Services	129,939.13	Self-Liquidating	9,127,650.00	Sale for Cash (1989)		
EDUCATION (excluding schools)		Other	4,531,836.00	Cancelled, Abated or Adjusted (1989)		
Libraries		Total	13,982,573.00	Balance December 31, 1989		83,450.00
Other Educational Services		EQUALIZED VALUATION BASIS FOR NET DEBT COMPUTATION		CURRENT FINANCES DECEMBER 31, 1989		
STATUTORY EXPENDITURES		REAL PROPERTY VALUATIONS		ASSETS		
Pensions & F. L. C. A.	462,088.21	Code Class # of Parcels % VAL'N	ASSESSED VALUATION	Cash Dec. 31, 1989		6,867,457.89
Employee Fringe Benefits	324,238.00	1 Vacant Land 464 3.19	51,442,900.00	Taxes Receivable		1,499,498.40
Other Statutory Expenditures		2 Residential 7140 84.73	1,365,366,700.00	Tax Title Liens		288,471.04
CETA And Other Public Employment Programs		3 Farm		Foreclosed Property		83,450.00
MUNICIPAL FUNCTIONS TOTAL	5,505,249.18	4a Commercial 286 10.98	176,926,900.00	Emergencies & Other Deferred Charges		279,777.40
CAPITAL IMPROVEMENTS *MEMO*	20,900.00	4b Industrial		State and Federal Aid Receivable		76,246.22
DEBT SERVICE		4c Apartments 14 1.10	17,742,300.00	Other Receivables		74,006.81
Principal Payments	230,000.00	Total 7904	1,611,478,800.00	Total		9,168,907.76
Interest Payments	231,987.40	Land Area 3.70 Sq. Miles		LIABILITIES, RESERVES, AND SURPLUS		
DEFERRED CHARGES	105,031.94	Net Valuation Taxable-Municipal	1,619,553,266	Cash Liabilities		6,251,266.53
SCHOOL, COUNTY, SPECIAL DISTRICT TAXES	17,835,107.48	Net Valuation Taxable-County	1,252,870,235	Reserves for Receivables		1,945,426.25
RESERVE FOR UNCOLLECTED TAXES	1,096,913.93	State Equalized Valuation	1,364,880,730	Surplus Dec. 31, 1989		972,214.98
EXPENDITURES TOTAL	25,004,289.93	State Equalization Ratio	118.77	Total		9,168,907.76

*Includes County Health Service Taxes, County Vocational School Taxes, or County Open Space Tax. See Table 13.

1525

Population 1980 5,415
 Population 1990 5,112
 S & P Rating
 Moody Rating BAA1

General Tax Rate Per \$100. 1.16
 State Equalized Tax Rate 1.28

PT. PLEASANT BEACH BORO. - OCEAN CO.

Form of Government:

Borough Council

Number of Members on Governing Body - 6

PER CAPITA: Gross Debt 1,140.61 PER CENT: Gross Debt .94
 Net Debt 537.81 Net Debt .44
 Debt Service 13.39 Tax Levy Collected 93.65
 Total Tax Levy 1,769.67 Tax Levy Cancelled, Abated
 Municipal Expenditures 862.42 or Adjusted 1.21

EXPENDITURES		REVENUES-REALIZED			1989 PROPERTY TAX	
GENERAL GOVERNMENT		REVENUES-REALIZED			STATE EQUALIZED TAX RATE	
Governing Body & Public Boards		1989 Property Taxes Collected		8,475,991.39	Local District School Taxes	.61 4,305,616.34
Municipal Clerk		1989 Payments in Lieu of Taxes			Regional & Consolidated School Tax	
Financial Administration	53,000.00	Delinquent Tax & Lien Collections	274,300.52		School Taxes in Municipal Budget	
Assessment of Taxes	27,555.00	Business Personalty Replacement Taxes	102,743.08		County Taxes	.37 * 2,604,561.69
Collection of Taxes	37,650.00	Taxes from Public Utilities	477,984.00		County Library Taxes	.02 170,824.45
Planning, Housing & Development	37,550.00	Other Miscellaneous Tax Revenues			Local Municipal Purpase Taxes	.28 1,941,798.85
Human Resources	63,690.59	State Aid Revenues	49,199.06		Veteran & Senior Citizen Taxes	54,200.00
Elections		Federal Aid Revenues	20,479.01		Total Taxes for Rate Computation	1.28 9,077,203.32
General Administration (other)	526,691.56	State and Local Fiscal Assistance Act Utilized			Special District Taxes	
JUDICIARY		Sale of Acquired Property			Bank Corp. Taxes	
Municipal Courts	77,984.73	Other Miscellaneous Revenues	1,061,398.88		Added and Omitted Taxes	23,525.36
PUBLIC SAFETY		Total	10,462,095.94		Total Taxes Levied - ABSTRACT	9,040,579.18
Fire Protection	109,538.48	Prior Years Surplus Appropriated	765,000.00		Total Taxes Billed	9,051,184.05
Police Protection	1,212,795.00	REVENUES TOTAL	11,227,095.94		1989 TAXES COLLECTED	8,475,991.39
Civil Defense & Disaster Control	1,500.00	Reserve For Uncollected Taxes	563,859.00		1989 Taxes Cancelled, Abated or Adjusted	109,721.20
Environmental Inspection & Control	140,774.00	CAPITAL OUTLAY	TOTAL	383,995.13	Transfer to Tax Title Liens or Foreclosed	
Other Public Safety		Public Enterprises		60,139.38	Balance Outstanding Dec. 31, 1989	465,411.46
PUBLIC WORKS		Recreation-Culture		10,981.28	PRIOR YEARS TAXES OUTSTANDING	
Streets and Drainage	250,901.02	Public Works		227,931.57	Balance January 1, 1989	274,302.92
Sewers and Sewage Processing	20,000.00	Buildings and Grounds		34,942.90	Collected in 1989	274,300.52
Garbage and Trash Disposal	441,203.00	Library and Education			Cancelled, Abated or Adjusted 1989	
Public Buildings and Grounds	139,940.00	Conservation			Transfers to Tax Title Liens or Foreclosed	
Other Public Works	73,300.00	All Other			Balance December 31, 1989	2.40
HEALTH and WELFARE		CAPITAL DEBT AUTHORIZED, DECEMBER 31, 1989			TAX TITLE LIENS OUTSTANDING	
Health Services Except Environmental	12,200.00	ISSUED AND UNISSUED	GROSS DEBT	NET DEBT	Balance January 1, 1989	
Welfare-Public Assistance	40,300.00	School	1,549,000		Transfer From Taxes	
Hospital, Clinics, First Aid		Self-Liquidating	1,533,500		Redeemed in 1989	
Animal, Insect, & Rodent Control		Other	2,749,275	2,749,275	Cancelled, Abated or Adjusted (1989)	
Other Welfare Services		Total	5,830,775	2,749,275	Transfers to Foreclosed Property	
RECREATION and CONSERVATION		ISSUED AND OUTSTANDING			Balance December 31, 1989	
Beaches and Boardwalks	27,000.00	School		1,549,000.00	PROPERTY ACQUIRED BY DEED OR FORECLOSURE	
Parks, Playgrounds, Shade Trees	31,000.00	Self-Liquidating		954,000.00	Balance January 1, 1989	
Land Reclamation & Conservation		Other		290,000.00	Transfers From Taxes or Liens	
Other Recreational Services	4,200.00	Total		2,792,000.00	Sale for Cash (1989)	
EDUCATION (excluding schools)		EQUALIZED VALUATION BASIS			Cancelled, Abated or Adjusted (1989)	
Libraries	7,000.00	FOR NET DEBT COMPUTATION		622,079,027	Balance December 31, 1989	
Other Educational Services		REAL PROPERTY VALUATIONS			CURRENT FINANCES DECEMBER 31, 1989	
STATUTORY EXPENDITURES		Code Class # of Parcels % VAL'N	ASSESSED VALUATION		ASSETS	
Pensions & F. L. C. A.	249,237.82	1 Vacant Land 229 4.51	34,985,400.00		Cash Dec. 31, 1989	3,305,136.92
Employee Fringe Benefits	160,000.00	2 Residential 2546 70.43	546,062,600.00		Taxes Receivable	465,413.86
Other Statutory Expenditures	9,500.00	3 Farm			Tax Title Liens	
CETA And Other Public Employment Programs		4a Commercial 284 23.09	179,012,500.00		Foreclosed Property	
MUNICIPAL FUNCTIONS		4b Industrial			Emergencies & Other Deferred Charges	60,400.00
CAPITAL IMPROVEMENTS * MEMO *	71,000.00	4c Apartments 17 1.97	15,310,100.00		State and Federal Aid Receivable	19,972.00
DEBT SERVICE		Total 3076	775,370,600.00		Other Receivables	46,611.83
Principal Payments	50,000.00	Land Area 1.50 Sq. Miles			Total	3,897,534.61
Interest Payments	18,475.04	Net Valuation Taxable-Municipal	770,236,742		LIABILITIES, RESERVES, AND SURPLUS	
DEFERRED CHARGES		Net Valuation Taxable-County	657,557,182		Cash Liabilities	2,490,990.53
SCHOOL, COUNTY, SPECIAL DISTRICT TAXES	7,031,204.47	State Equalized Valuation	704,279,736		Reserves for Receivables	506,043.78
RESERVE FOR UNCOLLECTED TAXES	568,859.00	State Equalization Ratio	110.23		Surplus Dec. 31, 1989	900,500.30
EXPENDITURES					Total	3,897,534.61
TOTAL	11,439,921.02					

*Includes County Health Service Taxes, County Vocational School Taxes, or County Open Space Tax. See Table 13.

1609

Population 1980 10,660
 Population 1990 10,539
 S & P Rating
 Moody Rating AAA

General Tax Rate Per \$100. 1.88
 State Equalized Tax Rate 1.89

POMPTON LAKES BOROUGH - PASSAIC CO.

Form of Government:

Borough Council

Number of Members on Governing Body - 6

PER CAPITA:

Gross Debt 347.29
 Net Debt 289.93
 Debt Service 55.05
 Total Tax Levy 1,292.90
 Municipal Expenditures 549.35

PER CENT:

Gross Debt .53
 Net Debt .49
 Tax Levy Collected 96.08
 Tax Levy Cancelled, Abated or Adjusted .34

EXPENDITURES		REVENUES-REALIZED		1989 PROPERTY TAX	
GENERAL GOVERNMENT		REVENUES-REALIZED		STATE EQUALIZED TAX RATE	
Governing Body & Public Boards		1989 Property Taxes Collected	13,093,739.39	Local District School Taxes	1.03 7,442,827.00
Municipal Clerk		1989 Payments in Lieu of Taxes	52,230.00	Regional & Consolidated School Tax	
Financial Administration	77,444.00	Delinquent Tax & Lien Collections	446,181.97	School Taxes in Municipal Budget	
Assessment of Taxes	35,514.00	Business Personalty Replacement Taxes	209,451.16	County Taxes	.38 2,718,958.96
Collection of Taxes	52,519.00	Taxes from Public Utilities	534,832.00	County Library Taxes	
Planning, Housing & Development	13,370.00	Other Miscellaneous Tax Revenues		Local Municipal Purpose Taxes	.48 3,421,400.00
Human Resources	45,956.13	State Aid Revenues	153,223.69	Veteran & Senior Citizen Taxes	103,300.00
Elections	41,743.00	Federal Aid Revenues		Total Taxes for Rate Computation	1.89 13,686,485.96
General Administration (other)	456,134.00	State and Local Fiscal Assistance Act Utilized		Special District Taxes	
JUDICIARY		Sale of Acquired Property		Bank Corp. Taxes	
Municipal Courts	62,314.19	Other Miscellaneous Revenues	583,019.44	Added and Omitted Taxes	42,671.59
PUBLIC SAFETY		Total	15,181,676.75	Total Taxes Levied - ABSTRACT	13,625,857.55
Fire Protection	82,078.00	Prior Years Surplus Appropriated	265,000.00	Total Taxes Billed	13,028,084.33
Police Protection	1,180,331.95	REVENUES TOTAL	15,446,676.75	1989 TAXES COLLECTED	13,093,739.39
Civil Defense & Disaster Control	1,350.00	Reserve For Uncollected Taxes	517,857.46	1989 Taxes Cancelled, Abated or Adjusted	114,934.74
Environmental Inspection & Control	37,700.00	CAPITAL OUTLAY TOTAL	467,935.03	Transfer to Tax Title Liens or Foreclosed	13,278.44
Other Public Safety		Public Enterprises		Balance Outstanding Dec. 31, 1989	406,131.76
PUBLIC WORKS		Recreation-Culture		PRIOR YEARS TAXES OUTSTANDING	
Streets and Drainage	414,896.00	Public Works	466,696.80	Balance January 1, 1989	454,666.48
Sewers and Sewage Processing		Buildings and Grounds	1,238.28	Collected in 1989	440,181.07
Garbage and Trash Disposal	955,510.00	Library and Education		Cancelled, Abated or Adjusted 1989	45.85
Public Buildings and Grounds	99,855.00	Conservation		Transfers to Tax Title Liens or Foreclosed	8,439.56
Other Public Works		All Other		Balance December 31, 1989	
HEALTH and WELFARE		CAPITAL DEBT AUTHORIZED, DECEMBER 31, 1989		TAX TITLE LIENS OUTSTANDING	
Health Services Except Environmental	121,325.00	ISSUED AND UNISSUED		Balance January 1, 1989	1,439.09
Welfare-Public Assistance	3,450.00	School	596,000	Transfer From Taxes	23,076.45
Hospital, Clinics, First Aid		Self-Liquidating		Redeemed in 1989	
Animal, Insect, & Rodent Control		Other	3,064,133	Cancelled, Abated or Adjusted (1989)	
Other Welfare Services		Total	3,660,133	Transfers to Foreclosed Property	
RECREATION and CONSERVATION		ISSUED AND OUTSTANDING		Balance December 31, 1989	24,515.54
Beaches and Boardwalks		School	596,000.00	PROPERTY ACQUIRED BY DEED OR FORECLOSURE	
Parks, Playgrounds, Shade Trees	12,560.00	Self-Liquidating		Balance January 1, 1989	36,475.00
Land Reclamation & Conservation	102,710.00	Other	2,857,000.00	Transfers From Taxes or Liens	
Other Recreational Services	15,940.00	Total	3,453,000.00	Sale for Cash (1989)	
EDUCATION (excluding schools)		EQUALIZED VALUATION BASIS		Cancelled, Abated or Adjusted (1989)	
Libraries	155,250.00	FOR NET DEBT COMPUTATION	627,212,722	Balance December 31, 1989	36,475.00
Other Educational Services	8,847.00	REAL PROPERTY VALUATIONS		CURRENT FINANCES DECEMBER 31, 1989	
STATUTORY EXPENDITURES		Code Class # of Parcels % VAL'N	ASSESSED VALUATION	ASSETS	
Pensions & F. L. C. A.	407,801.00	1 Vacant Land 389 2.59	18,687,100.00	Cash Dec. 31, 1989	925,253.09
Employee Fringe Benefits	217,636.00	2 Residential 3371 81.54	587,626,370.00	Taxes Receivable	406,131.76
Other Statutory Expenditures		3 Farm		Tax Title Liens	24,515.54
CETA And Other Public Employment Programs		4a Commercial 143 8.66	62,405,700.00	Foreclosed Property	36,475.00
MUNICIPAL FUNCTIONS TOTAL	4,602,289.27	4b Industrial 5 4.85	34,944,300.00	Emergencies & Other Deferred Charges	244,300.00
CAPITAL IMPROVEMENTS *MEMO*		4c Apartments 6 2.35	16,958,300.00	State and Federal Aid Receivable	11,718.60
DEBT SERVICE		Total 3914	720,621,770.00	Other Receivables	113,260.32
Principal Payments	256,575.00	Land Area 3.00 Sq. Miles		Total	1,761,654.31
Interest Payments	323,546.57	Net Valuation Taxable-Municipal	722,567,637	LIABILITIES, RESERVES, AND SURPLUS	
DEFERRED CHARGES	89,321.61	Net Valuation Taxable-County	652,335,409	Cash Liabilities	884,288.44
SCHOOL, COUNTY, SPECIAL DISTRICT TAXES	10,161,785.96	State Equalized Valuation	720,269,003	Reserves for Receivables	580,382.62
RESERVE FOR UNCOLLECTED TAXES	517,857.46	State Equalization Ratio	100.32	Surplus Dec. 31, 1989	296,983.25
EXPENDITURES TOTAL	15,951,375.87			Total	1,761,654.31

0120

Population 1980 837
 Population 1990 992
 S & P Rating
 Moody Rating

General Tax Rate Per \$100.

2.77

State Equalized Tax Rate

1.92

PORT REPUBLIC CITY - ATLANTIC CO.

Form of Government:

City Charter (P.L. 1897 c. 30)

Number of Members on Governing Body - 7

PER CAPITA:

Gross Debt 569.56

Net Debt

Debt Service 95.89

Total Tax Levy 1,096.67

Municipal Expenditures 549.55

PER CENT:

Gross Debt 1.32

Net Debt

Tax Levy Collected 90.24

Tax Levy Cancelled, Abated

or Adjusted .09

EXPENDITURES		REVENUES-REALIZED			1989 PROPERTY TAX		
GENERAL GOVERNMENT		1989 Property Taxes Collected			STATE EQUALIZED TAX RATE		
Governing Body & Public Boards		1989 Payments in Lieu of Taxes		981,873.99	Local District School Taxes	1.11	610,400.00
Municipal Clerk		Delinquent Tax & Lien Collections	75,740.20		Regional & Consolidated School Tax		
Financial Administration	17,300.00	Business Personalty Replacement Taxes	5,963.48		School Taxes in Municipal Budget	.15	79,995.50
Assessment of Taxes	5,441.60	Taxes from Public Utilities	127,795.00		County Taxes	.39 *	213,715.04
Collection of Taxes	2,341.60	Other Miscellaneous Tax Revenues			County Library Taxes	.03	13,997.07
Planning, Housing & Development	15,303.00	State Aid Revenues	27,497.46		Local Municipal Purpose Taxes	.25	134,262.78
Human Resources	3,200.00	Federal Aid Revenues			Veteran & Senior Citizen Taxes		11,650.00
Elections	700.93	State and Local Fiscal Assistance Act Utilized			Total Taxes for Rate Computation	1.93	1,064,020.39
General Administration (other)	73,795.00	Sale of Acquired Property			Special District Taxes		
JUDICIARY		Other Miscellaneous Revenues	90,447.19		Bank Corp. Taxes		
Municipal Courts	12,936.00	Total	1,309,317.32		Added and Omitted Taxes		35,521.51
PUBLIC SAFETY		Prior Years Surplus Appropriated	65,000.00		Total Taxes Levied - ABSTRACT		1,087,891.90
Fire Protection	21,553.20	REVENUES TOTAL	1,374,317.32		Total Taxes Billed		1,088,083.32
Police Protection	2,000.00	Reserve For Uncollected Taxes	102,465.83		1989 TAXES COLLECTED		981,873.99
Civil Defense & Disaster Control	1,070.27	CAPITAL OUTLAY TOTAL			1989 Taxes Cancelled, Abated or Adjusted		937.34
Environmental Inspection & Control	1,831.60	Public Enterprises			Transfer to Tax Title Liens or Foreclosed		9,754.94
Other Public Safety		Recreation-Culture			Balance Outstanding Dec. 31, 1989		95,517.05
PUBLIC WORKS		Public Works			PRIOR YEARS TAXES OUTSTANDING		
Streets and Drainage	33,100.00	Buildings and Grounds			Balance January 1, 1989		86,473.29
Sewers and Sewage Processing		Library and Education			Collected in 1989		75,638.76
Garbage and Trash Disposal	51,953.40	Conservation			Cancelled, Abated or Adjusted 1989		
Public Buildings and Grounds	2,000.00	All Other			Transfers to Tax Title Liens or Foreclosed		9,359.30
Other Public Works	15,600.00	CAPITAL DEBT AUTHORIZED, DECEMBER 31, 1989			Balance December 31, 1989		1,475.23
HEALTH and WELFARE		ISSUED AND UNISSUED			TAX TITLE LIENS OUTSTANDING		
Health Services Except Environmental	1,500.00	School	565,000.00		Balance January 1, 1989		14,908.27
Welfare-Public Assistance	105.00	Self-Liquidating			Transfer From Taxes		20,938.08
Hospital, Clinics, First Aid		Other			Redeemed in 1989		101.44
Animal, Insect, & Rodent Control	1,708.00	Total	565,000.00		Cancelled, Abated or Adjusted (1989)		
Other Welfare Services		ISSUED AND OUTSTANDING			Transfers to Foreclosed Property		3,729.54
RECREATION and CONSERVATION		School		565,000.00	Balance December 31, 1989		32,015.37
Beaches and Boardwalks		Self-Liquidating			PROPERTY ACQUIRED BY DEED OR		
Parks, Playgrounds, Shade Trees	2,372.02	Other			FORECLOSURE		
Land Reclamation & Conservation	7,675.00	Total		565,000.00	Balance January 1, 1989		25,770.46
Other Recreational Services	11,716.00	EQUALIZED VALUATION BASIS			Transfers From Taxes or Liens		3,729.54
EDUCATION (excluding schools)		FOR NET DEBT COMPUTATION		42,315,608	Sole for Cash (1989)		
Libraries		REAL PROPERTY VALUATIONS			Cancelled, Abated or Adjusted (1989)		
Other Educational Services	500.00				Balance December 31, 1989		29,500.00
STATUTORY EXPENDITURES					CURRENT FINANCES DECEMBER 31, 1989		
Pensions & F.L.C.A.	10,442.89				ASSETS		
Employee Fringe Benefits	3,500.00				Cash Dec. 31, 1989		562,639.42
Other Statutory Expenditures	50.00				Taxes Receivable		96,992.28
CETA And Other Public Employment Programs					Tax Title Liens		32,015.37
MUNICIPAL FUNCTIONS TOTAL	342,710.56				Foreclosed Property		29,500.00
CAPITAL IMPROVEMENTS *MEMO*	10,000.00				Emergencies & Other Deferred Charges		161.97
DEBT SERVICE					State and Federal Aid Receivable		
Principal Payments	60,000.00				Other Receivables		139,283.72
Interest Payments	35,117.93				Total		860,592.76
TYPE I SCHL DEBT *MEMO	95,117.93				LIABILITIES, RESERVES, AND SURPLUS		
DEFERRED CHARGES	4,858.63				Cash Liabilities		458,040.10
SCHOOL, COUNTY, SPECIAL DISTRICT TAXES	213,107.61				Reserves for Receivables		297,791.37
RESERVE FOR UNCOLLECTED TAXES	102,465.83				Surplus Dec. 31, 1989		104,761.29
EXPENDITURES TOTAL	1,463,260.61				Total		860,592.76

1987/3000

* ABOVE DEBT SERVICE INCLUDES TYPE I SCHOOL DEBT

479

*Includes County Health Service Taxes, County Vacational School Taxes, or County Open Space Tax. See Table 13.

Population 1980 12,035
 Population 1990 12,016
 S & P Rating AA
 Moody Rating AAA

General Tax Rate Per \$100 3.21
 State Equalized Tax Rate 1.48

PRINCETON BOROUGH - MERCER COUNTY

Form of Government:

Borough Council

Number of Members on Governing Body - 6

PER CAPITA:

Gross Debt 2,442.79
 Net Debt 1,479.52
 Debt Service 110.61
 Total Tax Levy 1,171.72
 Municipal Expenditures 343.11

PER CENT:

Gross Debt 3.54
 Net Debt 2.15
 Tax Levy Collected 95.02
 Tax Levy Cancelled, Abated or Adjusted .02

EXPENDITURES		REVENUES-REALIZED		1989 PROPERTY TAX	
GENERAL GOVERNMENT		REVENUES-REALIZED		STATE EQUALIZED TAX RATE	
Governing Body & Public Boards	20,852.00	1989 Property Taxes Collected	13,397,458.83	Local District School Taxes	
Municipal Clerk		1989 Payments in Lieu of Taxes		Regional & Consolidated School Tax	.67
Financial Administration	25,000.00	Delinquent Tax & Lien Collections	358,031.45	School Taxes in Municipal Budget	
Assessment of Taxes	24,800.00	Business Personalty Replacement Taxes	197,926.32	County Taxes	.49
Collection of Taxes	91,059.00	Taxes from Public Utilities	742,434.00	County Library Taxes	
Planning, Housing & Development	227,900.60	Other Miscellaneous Tax Revenues		Local Municipal Purpose Taxes	.31
Human Resources	172,732.75	State Aid Revenues	284,824.43	Veteran & Senior Citizen Taxes	
Elections	5,904.00	Federal Aid Revenues		Total Taxes for Rate Computation	1.47
General Administration (other)	1,407,392.07	State and Local Fiscal Assistance Act Utilized		Special District Taxes	
JUDICIARY		Sale of Acquired Property		Bank Corp. Taxes	
Municipal Courts	131,393.21	Other Miscellaneous Revenues	5,547,185.71	Added and Omitted Taxes	92,634.38
PUBLIC SAFETY		Prior Years Surplus Appropriated		Total Taxes Levied - ABSTRACT	14,079,345.57
Fire Protection	187,208.95	REVENUES TOTAL	21,635,260.74	Total Taxes Billed	14,099,925.71
Police Protection	1,521,039.94	Reserve For Uncollected Taxes	628,400.12	1989 TAXES COLLECTED	13,397,458.83
Civil Defense & Disaster Control	530.00	CAPITAL OUTLAY TOTAL		1989 Taxes Cancelled, Abated or Adjusted	2,259.84
Environmental Inspection & Control	184,292.00	Public Enterprises	1,482,747.34	Transfer to Tax Title Liens or Foreclosed	
Other Public Safety		Recreation-Culture		Balance Outstanding Dec. 31, 1989	700,207.04
PUBLIC WORKS		Public Works	7,953,459.21	PRIOR YEARS TAXES OUTSTANDING	
Streets and Drainage	635,143.00	Buildings and Grounds	1,224,558.71	Balance January 1, 1989	417,916.38
Sewers and Sewage Processing	1,444,415.00	Library and Education	23,026.74	Collected in 1989	358,031.45
Garbage and Trash Disposal	449,834.00	Conservation		Cancelled, Abated or Adjusted 1989	2,124.26
Public Buildings and Grounds	219,337.00	All Other		Transfers to Tax Title Liens or Foreclosed	
Other Public Works		CAPITAL DEBT AUTHORIZED, DECEMBER 31, 1989		Balance December 31, 1989	57,760.67
HEALTH AND WELFARE		ISSUED AND UNISSUED		TAX TITLE LIENS OUTSTANDING	
Health Services Except Environmental	205,581.00	School	1,533,400.00	Balance January 1, 1989	
Welfare-Public Assistance	45,006.00	Self-Liquidating	7,900,000.00	Transfer From Taxes	
Hospital, Clinics, First Aid		Other	19,919,149.00	Redeemed in 1989	
Animal, Insect, & Rodent Control	11,264.00	Total	29,352,557.00	Cancelled, Abated or Adjusted (1989)	
Other Welfare Services		ISSUED AND OUTSTANDING		Transfers to Foreclosed Property	
RECREATION and CONSERVATION		School	1,553,408.05	Balance December 31, 1989	
Beaches and Boardwalks	9,210.00	Self-Liquidating	6,000,000.00	PROPERTY ACQUIRED BY DEED OR FORECLOSURE	
Parks, Playgrounds, Shade Trees	1,139.50	Other	14,313,399.35	Balance January 1, 1989	
Land Reclamation & Conservation	109,746.36	Total	21,866,807.40	Transfers From Taxes or Liens	
Other Recreational Services		EQUALIZED VALUATION BASIS FOR NET DEBT COMPUTATION		Sale for Cash (1989)	
EDUCATION (excluding schools)		828,258,283		Cancelled, Abated or Adjusted (1989)	
Libraries	343,708.00	REAL PROPERTY VALUATIONS		Balance December 31, 1989	
Other Educational Services		Code	Class	# of Parcels	% VAL'N
STATUTORY EXPENDITURES		ASSESSED VALUATION		CURRENT FINANCES DECEMBER 31, 1989	
Pensions & F. L. C. A.	590,310.77	1	Vacant Land	151	1.70
Employee Fringe Benefits		2	Residential	1995	69.57
Other Statutory Expenditures		3	Farm		
CETA And Other Public Employment Programs		4a	Commercial	191	24.45
MUNICIPAL FUNCTIONS TOTAL	8,158,079.15	4b	Industrial		
CAPITAL IMPROVEMENTS	151,000.00	4c	Apartment	42	4.28
DEBT SERVICE		Total	2379		
Principal Payments	750,000.00	Land Area	1.76	Sq. Miles	
Interest Payments	579,094.91	Net Valuation Taxable-Municipal	436,364,216		
DEFERRED CHARGES		Net Valuation Taxable-County	876,414,198		
SCHOOL, COUNTY, SPECIAL DISTRICT TAXES	11,064,928.64	State Equalized Valuation	941,833,868		
RESERVE FOR UNCOLLECTED TAXES	628,400.12	State Equalization Ratio	46.03		
EXPENDITURES TOTAL	21,195,702.82			ASSETS	
				Cash Dec. 31, 1989	8,336,775.09
				Taxes Receivable	757,967.71
				Tax Title Liens	
				Foreclosed Property	
				Emergencies & Other Deferred Charges	179,974.16
				State and Federal Aid Receivable	
				Other Receivables	
				Total	9,274,716.96
				LIABILITIES, RESERVES, AND SURPLUS	
				Cash Liabilities	5,329,615.32
				Reserves for Receivables	877,141.87
				Surplus Dec. 31, 1989	3,067,959.77
				Total	9,274,716.96

1110

Population 1980 13,683
 Population 1990 13,198
 S & P Rating AA
 Moody Rating AAA

General Tax Rate Per \$100. 3.37
 State Equalized Tax Rate 1.43

PRINCETON TOWNSHIP - MERCER COUNTY

Form of Government:

Township Committee

Number of Members on Governing Body - 5

PER CAPITA:

Gross Debt 2,240.20
 Net Debt 1,681.83
 Debt Service 144.66
 Total Tax Levy 1,924.46
 Municipal Expenditures 904.36

PER CENT:

Gross Debt 1.93
 Net Debt 1.45
 Tax Levy Collected 97.26
 Tax Levy Cancelled, Abated or Adjusted .14

EXPENDITURES		REVENUES-REALIZED		1989 PROPERTY TAX	
GENERAL GOVERNMENT		REVENUES-REALIZED		STATE EQUALIZED TAX RATE	
Governing Body & Public Boards	121,380.00	1989 Property Taxes Collected	24,762,996.20	Local District School Taxes	
Municipal Clerk	130,966.00	1989 Payments in Lieu of Taxes	320,098.00	Regional & Consolidated School Tax	.66
Financial Administration	130,245.00	Delinquent Tax & Lien Collections	415,503.79	School Taxes in Municipal Budget	
Assessment of Taxes	62,600.00	Business Personalty Replacement Taxes	142,512.64	County Taxes	.50
Collection of Taxes	101,138.00	Taxes from Public Utilities	1,124,877.00	County Library Taxes	
Planning, Housing & Development	261,801.00	Other Miscellaneous Tax Revenues		Local Municipal Purpose Taxes	.27
Human Resources	401,907.50	State Aid Revenues	301,445.91	Veteran & Senior Citizen Taxes	
Elections	6,877.00	Federal Aid Revenues		Total Taxes far Rate Computation	1.43
General Administration (other)	1,178,055.00	State and Local Fiscal Assistance Act Utilized		Special District Taxes	
JUDICIARY		Sale of Acquired Property		Bank Corp. Taxes	
Municipal Courts	135,592.00	Other Miscellaneous Revenues	4,064,876.50	Added and Omitted Taxes	283,353.89
PUBLIC SAFETY		Total	31,132,309.93	Total Taxes Levied - ABSTRACT	25,399,027.79
Fire Protection	211,038.00	Prior Years Surplus Appropriated	1,350,000.00	Total Taxes Billed	25,461,100.46
Police Protection	1,464,902.00	REVENUES TOTAL	32,482,309.93	1989 TAXES COLLECTED	24,762,996.20
Civil Defense & Disaster Control	300.00	Reserve Far Uncollected Taxes	1,615,120.00	1989 Taxes Cancelled, Abated or Adjusted	35,480.78
Environmental Inspection & Control	198,825.00	CAPITAL OUTLAY TOTAL	4,846,007.34	Transfer to Tax Title Liens or Foreclosed	1,570.42
Other Public Safety		Public Enterprises		Balance Outstanding Dec. 31, 1989	661,053.06
PUBLIC WORKS		Recreation-Culture	67,138.59	PRIOR YEARS TAXES OUTSTANDING	
Streets and Drainage	657,736.00	Public Works	133,310.17	Balance January 1, 1989	453,430.85
Sewers and Sewage Processing	1,383,308.00	Buildings and Grounds	4,545,475.42	Collected in 1989	415,503.79
Garbage and Trash Disposal		Library and Education	50,083.16	Cancelled, Abated or Adjusted 1989	
Public Buildings and Grounds	115,532.00	Conservation		Transfers to Tax Title Liens or Foreclosed	3,672.98
Other Public Works		All Other		Balance December 31, 1989	34,054.03
HEALTH and WELFARE		CAPITAL DEBT AUTHORIZED, DECEMBER 31, 1989		TAX TITLE LIENS OUTSTANDING	
Health Services Except Environmental	185,000.00	ISSUED AND UNISSUED		Balance January 1, 1989	9,959.73
Welfare-Public Assistance	75,523.00	School	2,829,591	Transfer From Taxes	6,495.81
Hospital, Clinics, First Aid		Self-Liquidating		Redeemed in 1989	
Animal, Insect, & Rodent Control	9,000.00	Other	26,736,522	Cancelled, Abated or Adjusted (1989)	
Other Welfare Services		Total	29,566,114	Transfers to Foreclosed Property	16,455.79
RECREATION and CONSERVATION		ISSUED AND OUTSTANDING		Balance December 31, 1989	16,455.79
Beaches and Boardwalks		School	2,829,591.75	PROPERTY ACQUIRED BY DEED OR FORECLOSURE	
Parks, Playgrounds, Shade Trees	26,555.00	Self-Liquidating		Balance January 1, 1989	43,200.00
Land Reclamation & Conservation	24,314.00	Other	20,331,164.34	Transfers From Taxes or Liens	
Other Recreational Services	325,708.00	Total	23,710,756.79	Sale for Cash (1989)	
EDUCATION (excluding schools)		EQUALIZED VALUATION BASIS FOR NET DEBT COMPUTATION		Cancelled, Abated or Adjusted (1989)	
Libraries	641,000.00	REAL PROPERTY VALUATIONS		Balance December 31, 1989	43,200.00
Other Educational Services	5,150.00	Code Class # of Parcels % VAL'N ASSESSED VALUATION		CURRENT FINANCES DECEMBER 31, 1989	
STATUTORY EXPENDITURES		1 Vacant Land 597 4.02 29,344,700.00		ASSETS	
Pensions & F. L. C. A.	505,990.00	2 Residential 3802 83.33 61,251,300.00		Cash Dec. 31, 1989	4,760,373.11
Employee Fringe Benefits		3 Farm 69 2.34 15,143,700.00		Taxes Receivable	695,107.14
Other Statutory Expenditures	1,000.00	4a Commercial 104 7.78 57,737,500.00		Tax Title Liens	16,455.79
CETA And Other Public Employment Programs		4b Industrial 2 .24 1,786,400.00		Foreclosed Property	43,200.00
MUNICIPAL FUNCTIONS TOTAL	8,301,562.50	4c Apartments 6 2.59 19,229,800.00		Emergencies & Other Deferred Charges	136,400.00
CAPITAL IMPROVEMENTS * MEMO *	1,000,000.00	Total 4580 742,252,400.00		State and Federal Aid Receivable	2,879.42
DEBT SERVICE		DEFERRED CHARGES		Other Receivables	76,235.97
Principal Payments	1,177,085.09	SCHOOL, COUNTY, SPECIAL DISTRICT TAXES	20,403,233.91	Total	5,736,156.43
Interest Payments	732,155.00	RESERVE FOR UNCOLLECTED TAXES	1,615,120.00	LIABILITIES, RESERVES, AND SURPLUS	
EXPENDITURES TOTAL	32,343,996.50	EXPENDITURES TOTAL	32,343,996.50	Cash Liabilities	1,890,228.18
		Net Valuation Taxable-Municipal	743,937,673	Reserves for Receivables	835,998.90
		Net Valuation Taxable-County	1,625,025,323	Surplus Dec. 31, 1989	3,009,929.35
		State Equalized Valuation	1,750,218,611	Total	5,736,156.43
		State Equalization Ratio	62.45		

Population 1980 5,142
 Population 1990 5,053
 S & P Rating
 Moody Rating

General Tax Rate Per \$100. 1.34
 State Equalized Tax Rate 1.91

PROSPECT PARK BOROUGH - PASSAIC CO.

Form of Government:

Borough Council

Number of Members on Governing Body - 6

PER CAPITA:

Gross Debt 292.99
 Net Debt 107.07
 Debt Service 12.89
 Total Tax Levy 765.40
 Municipal Expenditures 376.62

PER CENT:

Gross Debt .82
 Net Debt .30
 Tax Levy Collected 98.82
 Tax Levy Cancelled, Abated or Adjusted .11

EXPENDITURES		REVENUES-REALIZED			1989 PROPERTY TAX	
GENERAL GOVERNMENT		1989 Property Taxes Collected			STATE EQUALIZED TAX RATE	
Governing Body & Public Boards		1989 Payments in Lieu of Taxes			Local District School Taxes	1,220,510.00
Municipal Clerk		Delinquent Tax & Lien Collections			Regional & Consolidated School Tax	825,387.89
Financial Administration	24,211.00	Business Personalty Replacement Taxes			School Taxes in Municipal Budget	
Assessment of Taxes	5,900.00	Taxes from Public Utilities			County Taxes	864,549.81
Collection of Taxes	19,242.00	Other Miscellaneous Tax Revenues			County Library Taxes	
Planning, Housing & Development	301,600.00	State Aid Revenues			Local Municipal Purpose Taxes	955,773.48
Human Resources	9,112.00	Federal Aid Revenues			Veteran & Senior Citizen Taxes	51,650.00
Elections		State and Local Fiscal Assistance Act Utilized			Total Taxes for Rate Computation	3,917,376.18
General Administration (other)	174,623.00	Sole of Acquired Property			Special District Taxes	
JUDICIARY		Other Miscellaneous Revenues			Bank Corp. Taxes	
Municipal Courts	30,161.00	Total			Added and Omitted Taxes	1,332.00
PUBLIC SAFETY		Prior Years Surplus Appropriated			Total Taxes Levied - ABSTRACT	3,867,558.19
Fire Protection	45,990.00	REVENUES TOTAL			Total Taxes Billed	3,868,840.00
Police Protection	433,373.00	Reserve For Uncollected Taxes			1989 TAXES COLLECTED	3,823,132.00
Civil Defense & Disaster Control	500.00	CAPITAL OUTLAY TOTAL			1989 Taxes Cancelled, Abated or Adjusted	4,250.00
Environmental Inspection & Control	13,321.00	Public Enterprises			Transfer to Tax Title Liens or Foreclosed	121.00
Other Public Safety		Recreation-Culture			Balance Outstanding Dec. 31, 1989	41,337.00
PUBLIC WORKS		Public Works			PRIOR YEARS TAXES OUTSTANDING	
Streets and Drainage	84,912.00	Buildings and Grounds			Balance January 1, 1989	32,531.00
Sewers and Sewage Processing	65,628.00	Library and Education			Collected in 1989	32,531.00
Garbage and Trash Disposal	322,300.00	Conservation			Cancelled, Abated or Adjusted 1989	
Public Buildings and Grounds	40,850.00	All Other			Transfers to Tax Title Liens or Foreclosed	
Other Public Works		CAPITAL DEBT AUTHORIZED, DECEMBER 31, 1989			Balance December 31, 1989	
HEALTH and WELFARE		ISSUED AND UNISSUED			TAX TITLE LIENS OUTSTANDING	
Health Services Except Environmental	23,325.00	SCHOOL			Balance January 1, 1989	978.00
Welfare-Public Assistance	3,811.00	GROSS DEBT			Transfer From Taxes	121.00
Hospital, Clinics, First Aid		NET DEBT			Redeemed in 1989	
Animal, Insect, & Rodent Control	1,800.00	School			Cancelled, Abated or Adjusted (1989)	
Other Welfare Services		Self-Liquidating			Transfers to Foreclosed Property	
RECREATION and CONSERVATION		Other			Balance December 31, 1989	1,099.00
Beaches and Boardwalks		Total			PROPERTY ACQUIRED BY DEED OR FORECLOSURE	
Parks, Playgrounds, Shade Trees		ISSUED AND OUTSTANDING			Balance January 1, 1989	250.00
Land Reclamation & Conservation	15,661.00	SCHOOL			Transfers From Taxes or Liens	
Other Recreational Services	1,380.00	Self-Liquidating			Sale for Cash (1989)	
EDUCATION (excluding schools)		Other			Cancelled, Abated or Adjusted (1989)	
Libraries		Total			Balance December 31, 1989	250.00
Other Educational Services		EQUALIZED VALUATION BASIS			CURRENT FINANCES DECEMBER 31, 1989	
STATUTORY EXPENDITURES		FOR NET DEBT COMPUTATION			ASSETS	
Pensions & F. L. C. A.	84,630.00	REAL PROPERTY VALUATIONS			Cash Dec. 31, 1989	603,495.00
Employee Fringe Benefits	44,355.00	Code Class # of Parcels % VAL'N			Taxes Receivable	41,337.00
Other Statutory Expenditures	22.00	1 Vacant Land 28 1.22			Tax Title Liens	1,099.00
CETA And Other Public Employment Programs		2 Residential 1080 85.83			Foreclosed Property	250.00
MUNICIPAL FUNCTIONS TOTAL	1,746,307.00	3 Farm			Emergencies & Other Deferred Charges	18,084.00
CAPITAL IMPROVEMENTS *MEMO*	5,000.00	4a Commercial 75 11.30			State and Federal Aid Receivable	
DEBT SERVICE		4b Industrial 3 1.53			Other Receivables	18,150.00
Principal Payments	35,000.00	4c Apartments 1 .12			Total	682,405.00
Interest Payments	30,135.00	Total 1187			LIABILITIES, RESERVES, AND SURPLUS	
DEFERRED CHARGES	13,174.00	Land Area 45 Sq. Miles			Cash Liabilities	195,996.00
SCHOOL COUNTY, SPECIAL DISTRICT TAXES	2,910,447.70	Net Valuation Taxable-Municipal			Reserves for Receivables	60,836.00
RESERVE FOR UNCOLLECTED TAXES	78,449.00	Net Valuation Taxable-County			Surplus Dec. 31, 1989	425,573.00
EXPENDITURES TOTAL	4,813,512.70	State Equalized Valuation			Total	682,405.00
		State Equalization Ratio				

1711
 Population 1980 2,387
 Population 1990 2,511
 S & P Rating
 Moody Rating

General Tax Rate Per \$100. 2.42
 State Equalized Tax Rate 1.96

QUINTON TOWNSHIP - SALEM COUNTY
 Form of Government:
 Township Committee
 Number of Members on Governing Body - 3

PER CAPITA:
 Gross Debt 245.72
 Net Debt 19.91
 Debt Service 11.95
 Total Tax Levy 546.36
 Municipal Expenditures 368.52
 PER CENT:
 Gross Debt .99
 Net Debt .08
 Tax Levy Collected 88.98
 Tax Levy Cancelled, Abated or Adjusted .39

EXPENDITURES		REVENUES-REALIZED		1989 PROPERTY TAX			
GENERAL GOVERNMENT				STATE EQUALIZED TAX RATE 1.96			
Governing Body & Public Boards	12,450.00	1989 Property Taxes Collected	1,223,572.98	Local District School Taxes	1.13 789,182.50		
Municipal Clerk	3,700.00	1989 Payments in Lieu of Taxes		Regional & Consolidated School Tax			
Financial Administration	21,500.00	Delinquent Tax & Lien Collections	206,827.86	School Taxes in Municipal Budget			
Assessment of Taxes	11,490.97	Business Personality Replacement Taxes	30,753.80	County Taxes	.83 574,518.56		
Collection of Taxes	27,070.94	Taxes from Public Utilities	194,784.00	County Library Taxes			
Planning, Housing & Development	26,195.90	Other Miscellaneous Tax Revenues		Local Municipal Purpose Taxes			
Human Resources	12,825.00	State Aid Revenues	26,448.15	Veteran & Senior Citizen Taxes	38,050.00		
Elections		Federal Aid Revenues		Total Taxes for Rate Computation	1.96 1,401,751.06		
General Administration (other)	68,871.47	State and Local Fiscal Assistance Act Utilized		Special District Taxes			
JUDICIARY	17,500.00	Sale of Acquired Property		Bank Corp. Taxes			
Municipal Courts		Other Miscellaneous Revenues	129,276.93	Added and Omitted Taxes	8,218.10		
PUBLIC SAFETY	18,510.14	Total	1,811,663.72	Total Taxes Levied - ABSTRACT	1,371,919.16		
Fire Protection		Prior Years Surplus Appropriated	298,000.00	Total Taxes Billed	1,375,064.25		
Police Protection	6,100.00	REVENUES TOTAL	2,109,663.72	1989 TAXES COLLECTED	1,223,572.98		
Civil Defense & Disaster Control	10,400.00	Reserve For Uncollected Taxes	234,591.51	1989 Taxes Cancelled, Abated or Adjusted	5,308.18		
Other Public Safety		CAPITAL OUTLAY TOTAL	14,500.00	Transfer to Tax Title Liens or Foreclosed	33,786.36		
PUBLIC WORKS	102,731.63	Public Enterprises		Balance Outstanding Dec. 31, 1989	112,396.73		
Streets and Drainage		Recreation-Culture		PRIOR YEARS TAXES OUTSTANDING			
Sewers and Sewage Processing	18,409.74	Public Works	14,500.00	Balance January 1, 1989	202,183.72		
Garbage and Trash Disposal	151,249.92	Buildings and Grounds		Collected in 1989	173,997.38		
Public Buildings and Grounds	36,675.00	Library and Education		Cancelled, Abated or Adjusted 1989			
Other Public Works		Conservation		Transfers to Tax Title Liens or Foreclosed	556.96		
HEALTH and WELFARE	2,100.00	All Other		Balance December 31, 1989	27,634.38		
Health Services Except Environmental	5,400.00	CAPITAL DEBT AUTHORIZED, DECEMBER 31, 1989		TAX TITLE LIENS OUTSTANDING			
Welfare-Public Assistance	1,500.00	ISSUED AND UNISSUED		Balance January 1, 1989	328,404.65		
Hospital, Clinics, First Aid	6,500.00	School	567,000.00	Transfer From Taxes	34,416.81		
Animal, Insect, & Rodent Control		Self-Liquidating	50,000.00	Redeemed in 1989	32,830.48		
Other Welfare Services		Other	50,000.00	Cancelled, Abated or Adjusted (1989)			
RECREATION and CONSERVATION	8,000.00	Total	617,000.00	Transfers to Foreclosed Property			
Beaches and Boardwalks		ISSUED AND OUTSTANDING		Balance December 31, 1989	329,990.98		
Parks, Playgrounds, Shade Trees		School	567,000.00	PROPERTY ACQUIRED BY DEED OR FORECLOSURE			
Land Reclamation & Conservation		Self-Liquidating		Balance January 1, 1989	20,000.00		
Other Recreational Services		Other		Transfers From Taxes or Liens			
EDUCATION (excluding schools)		Total	567,000.00	Sale for Cash (1989)			
Libraries		EQUALIZED VALUATION BASIS FOR NET DEBT COMPUTATION	62,164,325	Cancelled, Abated or Adjusted (1989)			
Other Educational Services		REAL PROPERTY VALUATIONS		Balance December 31, 1989	20,000.00		
STATUTORY EXPENDITURES	14,300.00	Code	Class	# of Parcels	% VAL'N	ASSESSED VALUATION	
Pensions & F. L. C. A.		1	Vacant Land	497	5.52	2,984,200.00	
Employee Fringe Benefits	500.00	2	Residential	741	67.52	36,246,350.00	
Other Statutory Expenditures		3	Farm	437	16.30	9,779,000.00	
CETA And Other Public Employment Programs		4a	Commercial	52	10.40	5,533,650.00	
MUNICIPAL FUNCTIONS TOTAL	596,190.14	4b	Industrial				
CAPITAL IMPROVEMENTS * ME % *		4c	Apartments	1	.21	111,200.00	
DEBT SERVICE	30,000.00	Total		1734		53,684,400.00	
Principal Payments		Land Area	24.35	Sq. Miles			
Interest Payments		Net Valuation Taxable-Municipal				56,468,271	
DEFERRED CHARGES	14,559.77	Net Valuation Taxable-County				63,736,362	
SCHOOL, COUNTY, SPECIAL DISTRICT TAXES	1,363,731.06	State Equalized Valuation				68,938,400	
RESERVE FOR UNCOLLECTED TAXES	234,591.51	State Equalization Ratio				31.15	
EXPENDITURES TOTAL	2,287,042.42						
						CURRENT FINANCES DECEMBER 31, 1989	
						ASSETS	
						Cash Dec. 31, 1989	458,536.58
						Taxes Receivable	140,031.11
						Tax Title Liens	329,990.98
						Foreclosed Property	20,000.00
						Emergencies & Other Deferred Charges	20,858.10
						State and Federal Aid Receivable	68,909.27
						Other Receivables	10,130.32
						Total	1,048,456.36
						LIABILITIES, RESERVES, AND SURPLUS	
						Cash Liabilities	324,682.13
						Reserves for Receivables	500,152.41
						Surplus Dec. 31, 1989	223,621.82
						Total	1,048,456.36

Population 1980 20,723
 Population 1990 25,325
 S & P Rating A+
 Moody Rating A1

General Tax Rate Per \$100. 2.15
 State Equalized Tax Rate 2.26

RAHWAY CITY - UNION COUNTY

Form of Government:

Mayor-Council Plan F (OMCL 50)

Number of Members on Governing Body - 9

PER CAPITA:

Grass Debt 558.18
 Net Debt 327.61
 Debt Service 43.91
 Total Tax Levy 1,293.95
 Municipal Expenditures 755.37

PER CENT:

Gross Debt 1.11
 Net Debt .65
 Tax Levy Collected 96.43
 Tax Levy Cancelled, Abated or Adjusted .16

EXPENDITURES		REVENUES-REALIZED		1989 PROPERTY TAX	
GENERAL GOVERNMENT		REVENUES-REALIZED		STATE EQUALIZED TAX RATE	
Governing Body & Public Boards	54,042.00	1989 Property Taxes Collected	31,723,245.00	Local District School Taxes	1.02
Municipal Clerk	91,522.00	1989 Payments in Lieu of Taxes	378,358.00	Regional & Consolidated School Tax	
Financial Administration	243,532.00	Delinquent Tax & Lien Collections	552,426.00	School Taxes in Municipal Budget	
Assessment of Taxes	99,721.00	Business Penalty Replacement Taxes	832,774.00	County Taxes	.37
Collection of Taxes	4,852.00	Taxes from Public Utilities	1,531,716.00	County Library Taxes	
Planning, Housing & Development	59,762.00	Other Miscellaneous Tax Revenues	1,741,989.00	Local Municipal Purpose Taxes	.86
Human Resources	177,344.00	State Aid Revenues		Veteran & Senior Citizen Taxes	
Elections		Federal Aid Revenues		Total Taxes for Rate Computation	2.25
General Administration (other)	393,756.00	State and Local Fiscal Assistance Act Utilized	4,882.00	Special District Taxes	
JUDICIARY		Sale of Acquired Property		Bank Corp. Taxes	
Municipal Courts	153,723.00	Other Miscellaneous Revenues	1,550,879.00	Added and Omitted Taxes	53,129.00
PUBLIC SAFETY		Total	33,316,269.00	Total Taxes Levied - ABSTRACT	32,769,179.79
Fire Protection	1,274,271.00	Prior Years Surplus Appropriated	80,000.00	Total Taxes Billed	32,882,314.00
Police Protection	4,501,737.00	REVENUES TOTAL	32,396,269.00	1989 TAXES COLLECTED	31,723,245.00
Civil Defense & Disaster Control	13,538.00	Reserve for Uncollected Taxes	736,111.00	1989 Taxes Cancelled, Abated or Adjusted	53,130.00
Environmental Inspection & Control	723,235.00	CAPITAL OUTLAY TOTAL	1,191,181.00	Transfer to Tax Title Liens or Foreclosed	46,002.00
Other Public Safety		Public Enterprises	559,658.00	Balance Outstanding Dec. 31, 1989	1,059,937.00
PUBLIC WORKS		Recreation-Culture	379.00	PRIOR YEARS TAXES OUTSTANDING	
Streets and Drainage	303,010.00	Public Works	630,644.00	Balance January 1, 1989	710,609.00
Sewers and Sewage Processing	3,565,873.00	Buildings and Grounds		Collected in 1989	552,426.00
Garbage and Trash Disposal		Library and Education		Cancelled, Abated or Adjusted 1989	2,900.00
Public Buildings and Grounds	27,000.00	Conservation		Transfers to Tax Title Liens or Foreclosed	23,349.00
Other Public Works	1,437,060.00	All Other		Balance December 31, 1989	131,934.00
HEALTH and WELFARE		CAPITAL DEBT AUTHORIZED, DECEMBER 31, 1989		TAX TITLE LIENS OUTSTANDING	
Health Services Except Environmental	441,845.00	ISSUED AND UNISSUED		Balance January 1, 1989	89,211.00
Welfare-Public Assistance	163,000.00	School	3,469,000	Transfer From Taxes	69,694.00
Hospital, Clinics, First Aid	2,000.00	Self-Liquidating	3,699,400	Redeemed in 1989	
Animal, Insect, & Rodent Control	10,500.00	Other	6,967,386	Cancelled, Abated or Adjusted (1989)	
Other Welfare Services		Total	14,135,786	Transfers to Foreclosed Property	53,046.00
RECREATION and CONSERVATION		ISSUED AND OUTSTANDING		Balance December 31, 1989	105,859.00
Beaches and Boardwalks		School	3,469,000.00	PROPERTY ACQUIRED BY DEED OR FORECLOSURE	
Parks, Playgrounds, Shade Trees		Self-Liquidating	3,699,000.00	Balance January 1, 1989	800,169.00
Land Reclamation & Conservation		Other		Transfers From Taxes or Liens	57,231.00
Other Recreational Services	152,032.00	Total	7,168,000.00	Sale for Cash (1989)	
EDUCATION (excluding schools)		EQUALIZED VALUATION BASIS FOR NET DEBT COMPUTATION	1,269,298,452	Cancelled, Abated or Adjusted (1989)	
Libraries	503,938.00	REAL PROPERTY VALUATIONS		Balance December 31, 1989	857,400.00
Other Educational Services		Code Class # of Parcels % VAL'N ASSESSED VALUATION		CURRENT FINANCES DECEMBER 31, 1989	
STATUTORY EXPENDITURES		1 Vacant Land 389 1.45 21,947,700.00		ASSETS	
Pensions & F. L. C. A.	1,262,063.00	2 Residential 6955 67.70 1,023,061,800.00		Cash Dec. 31, 1989	899,305.00
Employee Fringe Benefits	814,858.00	3 Farm 466 11.72 177,061,100.00		Taxes Receivable	1,191,871.00
Other Statutory Expenditures		4a Commercial 92 15.93 240,712,900.00		Tax Title Liens	105,859.00
CETA and Other Public Employment Programs		4c Apartments 75 3.20 48,407,600.00		Foreclosed Property	857,400.00
MUNICIPAL FUNCTIONS TOTAL	17,111,272.00	Total	7957	Emergencies & Other Deferred Charges	409,219.00
CAPITAL IMPROVEMENTS *MEMO*	21,600.00	Land Area 4.00 Sq. Miles		State and Federal Aid Receivable	31,215.00
DEBT SERVICE		Net Valuation Taxable-Municipal	1,526,938,840	Other Receivables	42,524.00
Principal Payments	395,000.00	Net Valuation Taxable-County	1,340,489,306	Total	3,537,393.00
Interest Payments	716,997.00	State Equalized Valuation	1,451,013,292	LIABILITIES, RESERVES, AND SURPLUS	
DEFERRED CHARGES		State Equalization Ratio	105.29	Cash Liabilities	1,046,312.00
SCHOOL, COUNTY, SPECIAL DISTRICT TAXES	20,203,268.79			Reserves for Receivables	2,192,641.00
RESERVE FOR UNCOLLECTED TAXES	736,111.00			Surplus Dec. 31, 1989	298,440.00
EXPENDITURES TOTAL	39,333,096.79			Total	3,537,393.00

0248

Population 1980 12,899
 Population 1990 13,228
 S & P Rating
 Moody Rating A1

General Tax Rate Per \$100. 1.86
 State Equalized Tax Rate 1.64

RAMSEY BOROUGH - BERGEN COUNTY

Form of Government:

Borough Council

Number of Members on Governing Body - 6

PER CAPITA: PER CENT:
 Gross Debt 780.64 Gross Debt .75
 Net Debt 680.52 Net Debt .65
 Debt Service 68.66 Tax Levy Collected 95.90
 Total Tax Levy 1,945.97 Tax Levy Cancelled, Abated
 Municipal Expenditures 799.46 or Adjusted .43

EXPENDITURES		REVENUES-REALIZED		1989 PROPERTY TAX		
GENERAL GOVERNMENT		REVENUES-REALIZED		STATE EQUALIZED TAX RATE		
Governing Body & Public Boards		1989 Property Taxes Collected	24,697,078.36	Local District School Taxes	.95 14,726,587.84	
Municipal Clerk		1989 Payments in Lieu of Taxes		Regional & Consolidated School Tax		
Financial Administration		Delinquent Tax & Lien Collections	735,956.11	School Taxes in Municipal Budget		
Assessment of Taxes	62,500.00	Business Personalty Replacement Taxes	232,051.52	County Taxes	.23 3,487,997.83	
Collection of Taxes	76,600.00	Taxes from Public Utilities	1,122,864.00	County Library Taxes		
Planning, Housing & Development	100,500.00	Other Miscellaneous Tax Revenues		Local Municipal Purpose Taxes	.46 7,057,606.91	
Human Resources	97,979.50	State Aid Revenues	117,584.39	Veteran & Senior Citizen Taxes	74,700.00	
Elections		Federal Aid Revenues		Total Taxes far Rate Computation	1.64 25,346,392.58	
General Administration (other)	1,066,575.03	State and Local Fiscal Assistance Act Utilized		Special District Taxes		
JUDICIARY		Sale of Acquired Property		Bank Corp. Taxes		
Municipal Courts	135,500.00	Other Miscellaneous Revenues	1,418,463.01	Added and Omitted Taxes	459,137.16	
PUBLIC SAFETY		Total	28,324,017.29	Total Taxes Levied - ABSTRACT	25,741,329.74	
Fire Protection	146,870.44	Prior Years Surplus Appropriated	300,000.00	Total Taxes Billed	25,751,826.68	
Police Protection	1,812,500.00	REVENUES TOTAL	29,624,017.29	1989 TAXES COLLECTED	24,697,078.86	
Civil Defense & Disaster Control	17,000.00	Reserve For Uncollected Taxes	1,141,185.34	1989 Taxes Cancelled, Abated or Adjusted	109,861.65	
Environmental Inspection & Control	160,000.00	CAPITAL OUTLAY TOTAL	2,954,964.49	Transfer to Tax Title Liens or Foreclosed	1,134.60	
Other Public Safety		Public Enterprises	714.30	Balance Outstanding Dec. 31, 1989	943,751.57	
PUBLIC WORKS		Recreation-Culture	5,995.90	PRIOR YEARS TAXES OUTSTANDING		
Streets and Drainage	587,229.27	Public Works	705,371.18	Balance January 1, 1989	1,017,859.42	
Sewers and Sewage Processing	924,000.00	Buildings and Grounds	2,210,304.11	Collected in 1989	739,306.33	
Garbage and Trash Disposal	1,550,000.00	Library and Education	62,579.00	Cancelled, Abated or Adjusted 1989	129,239.39	
Public Buildings and Grounds	92,200.00	Conservation		Transfers to Tax Title Liens or Foreclosed	161.00	
Other Public Works	37,000.00	All Other		Balance December 31, 1989	142,152.70	
HEALTH and WELFARE		CAPITAL DEBT AUTHORIZED, DECEMBER 31, 1989		TAX TITLE LIENS OUTSTANDING		
Health Services Except Environmental	151,338.00	ISSUED AND UNISSUED	GROSS DEBT	Balance January 1, 1989	20,059.63	
Welfare-Public Assistance	5,300.00	School		Transfer From Taxes	1,295.60	
Hospital, Clinics, First Aid		Self-Liquidating	367,134	Redeemed in 1989		
Animal, Insect, & Rodent Control		Other	9,957,183	Cancelled, Abated or Adjusted (1989)		
Other Welfare Services		Total	10,326,317	Transfers to Foreclosed Property		
RECREATION and CONSERVATION		ISSUED AND OUTSTANDING		Balance December 31, 1989	21,355.23	
Beaches and Boardwalks		School	536,000.00	PROPERTY ACQUIRED BY DEED OR FORECLOSURE		
Parks, Playgrounds, Shade Trees	19,500.00	Self-Liquidating	80,000.00	Balance January 1, 1989	28,100.00	
Land Reclamation & Conservation	162,550.00	Other	5,632,000.00	Transfers from Taxes or Liens		
Other Recreational Services	49,526.62	Total	6,248,000.00	Sale for Cash (1989)		
EDUCATION (excluding schools)		EQUALIZED VALUATION BASIS FOR NET DEBT COMPUTATION	1,378,034.872	Cancelled, Abated or Adjusted (1989)		
Libraries	356,895.00	REAL PROPERTY VALUATIONS		Balance December 31, 1989	23,100.00	
Other Educational Services		Code	Class	# of Parcels	% VALN	ASSESSED VALUATION
STATUTORY EXPENDITURES		1	Vacant Land	333	2.54	37,965,900.00
Pensions & F. L. C. A.	505,339.27	2	Residential	4557	73.24	985,345,900.00
Employee Fringe Benefits	400,000.00	3	Form	7	.04	521,100.00
Other Statutory Expenditures	100.00	4a	Commercial	192	15.97	214,976,700.00
CETA And Other Public Employment Programs		4b	Industrial	27	7.32	93,540,200.00
MUNICIPAL FUNCTIONS TOTAL	8,416,053.15	4c	Apartment	5	.91	12,187,000.00
CAPITAL IMPROVEMENTS * MEMO *	375,000.00	Total	5121			1,345,437,800.00
DEBT SERVICE		Land Area	5.90	Sq Miles		
Principal Payments	385,000.00	Net Valuation Taxable-Municipal				1,359,284,383
Interest Payments	523,211.25	Net Valuation Taxable-County				1,475,975,012
DEFERRED CHARGES		State Equalized Valuation				1,540,671,140
SCHOOL, COUNTY, SPECIAL DISTRICT TAXES	18,214,585.67	State Equalization Ratio				88.12
RESERVE FOR UNCOLLECTED TAXES	1,141,185.34					
EXPENDITURES TOTAL	28,789,795.95					

1432
 Population 1980 17,823
 Population 1990 19,974
 S & P Rating AA-
 Moody Rating A1

General Tax Rate Per \$100. 3.67
 State Equalized Tax Rate 1.76

RANDOLPH TOWNSHIP - MORRIS COUNTY

Form of Government:

Council-Manager Plan E (OMCL 50)

Number of Members on Governing Body - 7

PER CAPITA: Gross Debt 741.85 PER CENT: Gross Debt 1.03
 Net Debt 546.12 Net Debt .76
 Debt Service 49.03 Tax Levy Collected 97.71
 Total Tax Levy 1,464.43 Tax Levy Cancelled, Abated or Adjusted .10
 Municipal Expenditures 605.55

EXPENDITURES		REVENUES-REALIZED		1989 PROPERTY TAX	
GENERAL GOVERNMENT		1989 Property Taxes Collected		STATE EQUALIZED TAX RATE	
Governing Body & Public Boards				Local District School Taxes	1.11
Municipal Clerk				Regional & Consolidated School Tax	
Financial Administration	364,739.00	1989 Payments in Lieu of Taxes	28,622,318.83	School Taxes in Municipal Budget	
Assessment of Taxes		Delinquent Tax & Lien Collections	335,129.23	County Taxes	.24
Collection of Taxes	121,983.00	Business Personalty Replacement Taxes	197,440.44	County Library Taxes	
Planning, Housing & Development	237,798.00	Taxes from Public Utilities	1,170,291.00	Local Municipal Purpose Taxes	.41
Human Resources	83,999.00	Other Miscellaneous Tax Revenues		Veteran & Senior Citizen Taxes	
Elections	6,400.00	State Aid Revenues	192,595.26	Total Taxes for Rate Computation	1.76
General Administration (other)	1,447,658.00	Federal Aid Revenues		Special District Taxes	
JUDICIARY		State and Local Fiscal Assistance Act Utilized		Bank Corp. Taxes	
Municipal Courts	166,818.36	Sole of Acquired Property		Added and Omitted Taxes	532,114.78
PUBLIC SAFETY		Other Miscellaneous Revenues	2,591,538.21	Total Taxes Levied - ABSTRACT	29,251,450.59
Fire Protection	273,430.00	Total	33,109,812.97	Total Taxes Billed	29,292,474.46
Police Protection	2,135,190.12	Prior Years Surplus Appropriated	1,342,000.00	1989 TAXES COLLECTED	28,622,318.83
Civil Defense & Disaster Control	1,350.00	REVENUES	34,451,812.97	1989 Taxes Cancelled, Abated or Adjusted	28,078.31
Environmental Inspection & Control	300,797.00	Reserve For Uncollected Taxes	759,391.05	Transfer to Tax Title Liens or Foreclosed	
Other Public Safety		CAPITAL OUTLAY	3,282,556.93	Balance Outstanding Dec. 31, 1989	641,577.32
PUBLIC WORKS		TOTAL		PRIOR YEARS TAXES OUTSTANDING	
Streets and Drainage	996,766.00	Public Enterprises		Balance January 1, 1989	336,731.36
Sewers and Sewage Processing		Recreation-Culture	19,480.32	Collected in 1989	335,129.23
Garbage and Trash Disposal	1,983,030.00	Public Works	242,183.12	Cancelled, Abated or Adjusted 1989	760.68
Public Buildings and Grounds	36,800.00	Buildings and Grounds	3,020,893.49	Transfers to Tax Title Liens or Foreclosed	
Other Public Works		Library and Education		Balance December 31, 1989	841.45
HEALTH and WELFARE		Conservation		TAX TITLE LIENS OUTSTANDING	
Health Services Except Environmental	265,942.00	All Other		Balance January 1, 1989	
Welfare-Public Assistance	37,609.00	CAPITAL DEBT AUTHORIZED, DECEMBER 31, 1989		Transfer From Taxes	
Hospital, Clinics, First Aid		ISSUED AND UNISSUED		Redeemed in 1989	
Animal, Insect, & Rodent Control	34,300.00	School	3,856,000.00	Cancelled, Abated or Adjusted (1989)	
Other Welfare Services		Self-Liquidating		Transfers to Foreclosed Property	
RECREATION and CONSERVATION		Other	10,901,676	Balance December 31, 1989	
Beaches and Boardwalks		Total	14,817,676	PROPERTY ACQUIRED BY DEED OR	
Parks, Playgrounds, Shade Trees	165,570.00	ISSUED AND OUTSTANDING		FORECLOSURE	
Land Reclamation & Conservation	137,973.65	School	3,856,000.00	Balance January 1, 1989	469,700.00
Other Recreational Services	484,203.00	Self-Liquidating		Transfers From Taxes or Liens	
EDUCATION (excluding schools)		Other	9,713,000.00	Sale for Cash (1989)	85,300.00
Libraries	393,348.78	Total	13,569,000.00	Cancelled, Abated or Adjusted (1989)	
Other Educational Services		EQUALIZED VALUATION BASIS		Balance December 31, 1989	384,400.00
STATUTORY EXPENDITURES		FOR NET DEBT COMPUTATION		CURRENT FINANCES DECEMBER 31, 1989	
Pensions & F. L. C. A.	674,064.00	REAL PROPERTY VALUATIONS		ASSETS	
Employee Fringe Benefits		Code Class # of Parcels % VAL'N		Cash Dec. 31, 1989	3,867,789.29
Other Statutory Expenditures		1 Vacant Land 844 6.14	47,813,650.00	Taxes Receivable	642,418.77
CETA And Other Public Employment Programs		2 Residential 5212 76.76	598,126,650.00	Tax Title Liens	
MUNICIPAL FUNCTIONS		3 Form 88 .37	2,868,629.00	Foreclosed Property	384,400.00
CAPITAL IMPROVEMENTS	* MEMO *	4a Commercial 165 7.82	60,915,235.00	Emergencies & Other Deferred Charges	42,400.00
DEBT SERVICE		4b Industrial 27 4.36	33,976,800.00	State and Federal Aid Receivable	
Principal Payments	536,000.00	4c Apartments 6 4.56	35,554,700.00	Other Receivables	30,696.75
Interest Payments	444,338.98	Total	779,255,664.00	Total	4,967,704.81
DEFERRED CHARGES		Land Area 20.88 Sq. Miles		LIABILITIES, RESERVES, AND SURPLUS	
SCHOOL, COUNTY, SPECIAL DISTRICT TAXES	21,964,177.81	Net Valuation Taxable-Municipal	783,661,027	Cash Liabilities	1,501,961.18
RESERVE FOR UNCOLLECTED TAXES	759,891.05	Net Valuation Taxable-County	1,743,648,737	Reserves for Receivables	1,057,515.52
EXPENDITURES	TOTAL	State Equalized Valuation	1,624,816,392	Surplus Dec. 31, 1989	2,408,228.11
		State Equalization Ratio	48.09	Total	4,967,704.81

Population 1980 6,128
 Population 1990 5,793
 S & P Rating A
 Moody Rating

General Tax Rate Per \$100. 2.03
 State Equalized Tax Rate 1.99

RARITAN BOROUGH - SOMERSET COUNTY
 Form of Government:
 Borough Council
 Number of Members on Governing Body - 6

PER CAPITA: Gross Debt 534.19 Gross Debt 9.70
 Net Debt 500.66 Net Debt .65
 Debt Service 81.57 Tax Levy Collected 94.83
 Total Tax Levy 1,716.57 Tax Levy Cancelled, Abated or Adjusted .45
 Municipal Expenditures 923.76

EXPENDITURES		REVENUES-REALIZED		1989 PROPERTY TAX		
GENERAL GOVERNMENT		REVENUES-REALIZED		STATE EQUALIZED TAX RATE		
Governing Body & Public Boards		1989 Property Taxes Collected	9,457,857.06	Local District School Taxes		
Municipal Clerk		1989 Payments in Lieu of Taxes		Regional & Consolidated School Tax	1.04	
Financial Administration	41,590.00	Delinquent Tax & Lien Collections	201,624.89	School Taxes in Municipal Budget		
Assessment of Taxes	17,310.00	Business Personalty Replacement Taxes	248,033.60	County Taxes	.39	
Collection of Taxes	27,260.00	Taxes from Public Utilities	397,904.12	County Library Taxes		
Planning, Housing & Development	836,725.00	Other Miscellaneous Tax Revenues		Local Municipal Purpose Taxes	.55	
Human Resources	34,131.00	State Aid Revenues	144,431.04	Veteran & Senior Citizen Taxes		
Elections	2,450.00	Federal Aid Revenues		Total Taxes for Rate Computation	1.98	
General Administration (other)	446,250.00	State and Local Fiscal Assistance Act Utilized		Special District Taxes		
JUDICIARY		Sale of Acquired Property		Bank Corp. Taxes		
Municipal Courts	54,374.36	Other Miscellaneous Revenues	695,606.55	Added and Omitted Taxes	163,332.17	
PUBLIC SAFETY		Total	11,145,457.26	Total Taxes Levied - ABSTRACT	9,952,691.71	
Fire Protection	92,201.55	Prior Years Surplus Appropriated	575,000.00	Total Taxes Billed	9,973,991.20	
Police Protection	797,752.15	REVENUES TOTAL	11,720,457.26	1989 TAXES COLLECTED	9,457,857.06	
Civil Defense & Disaster Control	100.00	Reserve For Uncollected Taxes	389,000.00	1989 Taxes Cancelled, Abated or Adjusted	44,542.26	
Environmental Inspection & Control	30,525.00	CAPITAL OUTLAY TOTAL		Transfer to Tax Title Liens or Foreclosed	444.57	
Other Public Safety			573,035.04	Balance Outstanding Dec. 31, 1989	471,147.31	
PUBLIC WORKS		Public Enterprises		PRIOR YEARS TAXES OUTSTANDING		
Streets and Drainage	245,790.00	Recreation-Culture	32.00	Balance January 1, 1989	385,476.60	
Sewers and Sewage Processing	565,000.00	Public Works	445,659.19	Collected in 1989	201,624.89	
Garbage and Trash Disposal	622,000.00	Buildings and Grounds	124,433.27	Cancelled, Abated or Adjusted 1989	13,667.28	
Public Buildings and Grounds	65,800.00	Library and Education	2,910.53	Transfers to Tax Title Liens or Foreclosed		
Other Public Works	21,200.00	Conservation		Balance December 31, 1989	170,184.43	
HEALTH and WELFARE		All Other		TAX TITLE LIENS OUTSTANDING		
Health Services Except Environmental	32,900.00	CAPITAL DEBT AUTHORIZED, DECEMBER 31, 1989		Balance January 1, 1989	3,427.66	
Welfare-Public Assistance	11,960.00	ISSUED AND UNISSUED	GROSS DEBT	NET DEBT		
Hospital, Clinics, First Aid		School	143,816			
Animal, Insect, & Rodent Control	100.00	Self-Liquidating				
Other Welfare Services	500.00	Other	2,953,339	2,902,307		
RECREATION and CONSERVATION		Total	3,097,216	2,902,307		
Beaches and Boardwalks		ISSUED AND OUTSTANDING		PROPERTY ACQUIRED BY DEED OR FORECLOSURE		
Parks, Playgrounds, Shade Trees	41,825.00	School		Balance January 1, 1989	4,855.00	
Land Reclamation & Conservation	50.00	Self-Liquidating		Transfers From Taxes or Liens		
Other Recreational Services	3,000.00	Other		Sale for Cash (1989)		
EDUCATION (excluding schools)		Total		Cancelled, Abated or Adjusted (1989)		
Libraries	95,935.00			Balance December 31, 1989	4,855.00	
Other Educational Services		EQUALIZED VALUATION BASIS FOR NET DEBT COMPUTATION		CURRENT FINANCES DECEMBER 31, 1989		
STATUTORY EXPENDITURES		REAL PROPERTY VALUATIONS		ASSETS		
Pensions & F. L. C. A.	235,700.00	Code	Class	# of Parcels	% VAL'N	ASSESSED VALUATION
Employee Fringe Benefits	135,000.00	1	Vacant Land	90	1.54	7,405,625.00
Other Statutory Expenditures		2	Residential	1656	53.34	256,736,685.00
CETA And Other Public Employment Programs		3	Farm	1	.13	610,200.00
MUNICIPAL FUNCTIONS TOTAL		4a	Commercial	150	13.24	63,722,320.00
4,472,935.57		4b	Industrial	30	31.63	152,460,900.00
CAPITAL IMPROVEMENTS * MEMO *		4c	Apartments	1	.03	304,700.00
17,000.00		Total		1923		481,320,430.00
DEBT SERVICE		Land Area 2.00 Sq. Miles		Net Valuation Taxable-Municipal		483,283,695
Principal Payments	289,576.75	Net Valuation Taxable-County		State Equalized Valuation		473,892,063
Interest Payments	133,334.64	State Equalization Ratio		State Equalization Ratio		97.87
DEFERRED CHARGES		SCHOOL, COUNTY, SPECIAL DISTRICT TAXES		LIABILITIES, RESERVES, AND SURPLUS		
21,000.00		7,063,336.15		Cash Liabilities		1,394,782.73
RESERVE FOR UNCOLLECTED TAXES		389,000.00		Reserves for Receivables		673,610.48
EXPENDITURES TOTAL		12,424,333.14		Surplus Dec. 31, 1989		61,755.04
				Total		2,130,148.25

1021
 Population 1980 4,292
 Population 1990 15,516
 S & P Rating
 Moody Rating A

General Tax Rate Per \$100. 1.73
 State Equalized Tax Rate 1.74

RARITAN TOWNSHIP - HUNTERDON CO.

Form of Government:

Township Committee

Number of Members on Governing Body - 5

PER CAPITA:
 Gross Debt 1,209.11
 Net Debt 463.83
 Debt Service 44.79
 Total Tax Levy 1,462.73
 Municipal Expenditures 520.83

PER CENT:
 Gross Debt 1.70
 Net Debt .65
 Tax Levy Collected 96.12
 Tax Levy Cancelled, Abated or Adjusted .30

EXPENDITURES		REVENUES-REALIZED			1989 PROPERTY TAX	
GENERAL GOVERNMENT					STATE EQUALIZED TAX RATE	
Governing Body & Public Boards		1989 Property Taxes Collected		21,959,651.24	Local District School Taxes	
Municipal Clerk		1989 Payments in Lieu of Taxes			Regional & Consolidated School Tax .98	
Financial Administration	73,173.86	Delinquent Tax & Lien Collections		711,140.66	School Taxes in Municipal Budget	
Assessment of Taxes	125,016.38	Business Penalty Replacement Taxes		318,030.64	County Taxes .34	
Collection of Taxes	57,132.25	Taxes from Public Utilities		1,373,117.00	County Library Taxes .02	
Planning, Housing & Development	158,585.58	Other Miscellaneous Tax Revenues			Local Municipal Purpose Taxes .40	
Human Resources	71,653.39	State Aid Revenues		102,377.25	Veteran & Senior Citizen Taxes	
Elections	4,031.36	Federal Aid Revenues			Total Taxes for Rate Computation 1.74	
General Administration (other)	721,220.76	State and Local Fiscal Assistance Act Utilized			Special District Taxes	
JUDICIARY		Sale of Acquired Property		1,005,835.90	Bank Corp. Taxes	
Municipal Courts	96,103.22	Other Miscellaneous Revenues			Added and Omitted Taxes	
PUBLIC SAFETY		Total		25,475,152.69	Total Taxes Levied - ABSTRACT	
Fire Protection	304,634.87	Prior Years Surplus Appropriated		288,251.00	Total Taxes Billed	
Police Protection	1,109,257.33	REVENUES TOTAL		25,763,403.69	1989 TAXES COLLECTED	
Civil Defense & Disaster Control	10,000.00	Reserve For Uncollected Taxes		1,205,094.81	1989 Taxes Cancelled, Abated or Adjusted	
Environmental Inspection & Control	200,389.77	CAPITAL OUTLAY TOTAL		2,385,695.26	Transfer to Tax Title Liens or Foreclosed	
Other Public Safety		Public Enterprises			Balance Outstanding Dec. 31, 1989	
PUBLIC WORKS		Recreation-Culture			PRIOR YEARS TAXES OUTSTANDING	
Streets and Drainage	2,019,251.96	Public Works		1,550,954.77	Balance January 1, 1989	
Sewers and Sewage Processing	133,710.51	Buildings and Grounds		834,740.49	Collected in 1989	
Garbage and Trash Disposal		Library and Education			Cancelled, Abated or Adjusted 1989	
Public Buildings and Grounds	161,745.30	Conservation			Transfers to Tax Title Liens or Foreclosed	
Other Public Works	15,042.01	All Other			Balance December 31, 1989	
HEALTH and WELFARE		CAPITAL DEBT AUTHORIZED, DECEMBER 31, 1989			TAX TITLE LIENS OUTSTANDING	
Health Services Except Environmental	35,263.00	ISSUED AND UNISSUED			Balance January 1, 1989	
Welfare-Public Assistance	16,461.00	School		11,637,477	Transfer From Taxes	
Hospital, Clinics, First Aid		Self-Liquidating			Redeemed in 1989	
Animal, Insect, & Rodent Control		Other		7,244,000	Cancelled, Abated or Adjusted (1989)	
Other Welfare Services		Total		18,881,477	Transfers to Foreclosed Property	
RECREATION and CONSERVATION		ISSUED AND OUTSTANDING			Balance December 31, 1989	
Beaches and Boardwalks		School		8,723,601.48	PROPERTY ACQUIRED BY DEED OR FORECLOSURE	
Parks, Playgrounds, Shade Trees	45,900.00	Self-Liquidating			Balance January 1, 1989	
Land Reclamation & Conservation	20,235.31	Other		7,244,000.00	Transfers From Taxes or Liens	
Other Recreational Services		Total		15,967,601.48	Sale for Cash (1989)	
EDUCATION (excluding schools)		EQUALIZED VALUATION BASIS			Cancelled, Abated or Adjusted (1989)	
Libraries		FOR NET DEBT COMPUTATION		1,112,854,963	Balance December 31, 1989	
Other Educational Services	300.00	REAL PROPERTY VALUATIONS			CURRENT FINANCES DECEMBER 31, 1989	
STATUTORY EXPENDITURES		Code Class # of Parcels % VAL'N ASSESSED VALUATION			ASSETS	
Pensions & F. L. C. A.	329,655.44	1 Vacant Land 925 5.55 70,902,200.00			Cash Dec. 31, 1989	
Employee Fringe Benefits	280,533.00	2 Residential 4929 71.95 918,906,200.00			Taxes Receivable	
Other Statutory Expenditures	12,800.00	3 Farm 546 4.43 56,466,200.00			Tax Title Liens	
CETA And Other Public Employment Programs		4a Commercial 165 11.60 148,122,100.00			Foreclosed Property	
MUNICIPAL FUNCTIONS TOTAL	6,052,201.30	4b Industrial 24 6.38 81,512,000.00			Emergencies & Other Deferred Charges	
CAPITAL IMPROVEMENTS * MEMO*	309,800.00	4c Apartments 1 .10 1,225,000.00			State and Federal Aid Receivable	
DEBT SERVICE		Total 6590 1,277,133,700.00			Other Receivables	
Principal Payments	225,000.00	Land Area 38.60 Sq. Miles			Total	
Interest Payments	474,378.41	Net Valuation Taxable-Municipal		1,281,587,300	LIABILITIES, RESERVES, AND SURPLUS	
DEFERRED CHARGES	176,530.88	Net Valuation Taxable-County		1,248,134,585	Cash Liabilities	
SCHOOL, COUNTY, SPECIAL DISTRICT TAXES	17,066,050.76	State Equalized Valuation		1,277,513,508	Reserves for Receivables	
RESERVE FOR UNCOLLECTED TAXES	1,205,094.81	State Equalization Ratio		100.32	Surplus Dec. 31, 1989	
EXPENDITURES TOTAL	25,199,306.16				Total	

1022
 Population 1980 10,855
 Population 1990 13,400
 S & P Rating AA-
 Moody Rating

General Tax Rate Per \$100. 3.48
 State Equalized Tax Rate 1.53

READINGTON TWP. - HUNTERDON CO.
 Form of Government:
 Township Committee
 Number of Members on Governing Body - 5

PER CAPITA:
 Gross Debt 734.54
 Net Debt 716.21
 Debt Service 30.57
 Total Tax Levy 1,413.53
 Municipal Expenditures 396.83

PER CENT:
 Gross Debt .95
 Net Debt .92
 Tax Levy Collected 96.56
 Tax Levy Cancelled, Abated or Adjusted .05

EXPENDITURES		REVENUES-REALIZED		1989 PROPERTY TAX	
GENERAL GOVERNMENT				STATE EQUALIZED TAX RATE 1.56	
Governing Body & Public Boards		1989 Property Taxes Collected	1,320,955.28	Local District School Taxes	.56 6,692,731.00
Municipal Clerk		1989 Payments in Lieu of Taxes		Regional & Consolidated School Tax	.40 4,787,368.55
Financial Administration	59,900.00	Delinquent Tax & Lien Collections	519,233.56	School Taxes in Municipal Budget	
Assessment of Taxes	77,862.00	Business Personalty Replacement Taxes	109,471.92	County Taxes	.32 3,845,649.56
Collection of Taxes	70,400.00	Taxes from Public Utilities	1,045,582.00	County Library Taxes	.02 251,644.59
Planning, Housing & Development	141,833.00	Other Miscellaneous Tax Revenues		Local Municipal Purpose Taxes	.22 2,614,180.51
Human Resources	45,392.00	State Aid Revenues	58,133.35	Veteran & Senior Citizen Taxes	
Elections	4,000.00	Federal Aid Revenues		Total Taxes for Rate Computation	1.52 18,270,624.21
General Administration (other)	683,308.00	State and Local Fiscal Assistance Act Utilized	420.51	Special District Taxes	
JUDICIARY		Sale of Acquired Property		Bank Corp. Taxes	
Municipal Courts	69,000.00	Other Miscellaneous Revenues	1,142,794.39	Added and Omitted Taxes	749,687.86
PUBLIC SAFETY		Total	21,196,491.01	Total Taxes Levied - ABSTRACT	18,941,262.07
Fire Protection	124,800.00	Prior Years Surplus Appropriated	400,000.00	Total Taxes Billed	18,974,475.48
Police Protection	840,600.00	REVENUES TOTAL	21,596,491.01	1989 TAXES COLLECTED	18,320,855.28
Civil Defense & Disaster Control		Reserve For Uncollected Taxes	696,240.95	1989 Taxes Cancelled, Abated or Adjusted	9,104.05
Environmental Inspection & Control	319,155.00	CAPITAL OUTLAY TOTAL	1,145,400.21	Transfer to Tax Title Liens or Foreclosed	7,432.03
Other Public Safety		Public Enterprises		Balance Outstanding Dec. 31, 1989	637,084.12
PUBLIC WORKS		Recreation-Culture		PRIOR YEARS TAXES OUTSTANDING	
Streets and Drainage	737,520.51	Public Works	1,054,684.55	Balance January 1, 1989	542,314.78
Sewers and Sewage Processing	325,000.00	Buildings and Grounds	90,724.60	Collected in 1989	519,233.56
Garbage and Trash Disposal		Library and Education		Cancelled, Abated or Adjusted 1989	3,351.81
Public Buildings and Grounds	76,100.00	Conservation		Transfers to Tax Title Liens or Foreclosed	19,729.41
Other Public Works	5,000.00	All Other		Balance December 31, 1989	
HEALTH and WELFARE		CAPITAL DEBT AUTHORIZED, DECEMBER 31, 1989		TAX TITLE LIENS OUTSTANDING	
Health Services Except Environmental	17,320.00	ISSUED AND UNISSUED		Balance January 1, 1989	15,427.93
Welfare-Public Assistance	30,000.00	School	245,559.99	Transfer From Taxes	30,079.72
Hospital, Clinics, First Aid		Self-Liquidating		Redeemed in 1989	
Animal, Insect, & Rodent Control		Other	9,597,240.00	Cancelled, Abated or Adjusted (1989)	
Other Welfare Services		Total	9,842,799.99	Transfers to Foreclosed Property	
RECREATION and CONSERVATION		ISSUED AND OUTSTANDING		Balance December 31, 1989	45,507.65
Beaches and Boardwalks		School	245,559.99	PROPERTY ACQUIRED BY DEED OR FORECLOSURE	
Parks, Playgrounds, Shade Trees	78,025.00	Self-Liquidating		Balance January 1, 1989	22,650.00
Land Reclamation & Conservation	3,800.00	Other	7,670,700.00	Transfers From Taxes or Liens	
Other Recreational Services	3,972.00	Total	7,916,259.99	Sale for Cash (1989)	
EDUCATION (excluding schools)		EQUALIZED VALUATION BASIS		Cancelled, Abated or Adjusted (1989)	
Libraries	23,500.00	FOR NET DEBT COMPUTATION	1,039,062,095	Balance December 31, 1989	22,650.00
Other Educational Services	3,900.00	REAL PROPERTY VALUATIONS		CURRENT FINANCES DECEMBER 31, 1989	
STATUTORY EXPENDITURES		Code Class # of Parcels % VAL'N		ASSETS	
Pensions & F. L. C. A.	253,500.00	1 Vacant Land 451 3.19	1,567,336.00	Cash Dec. 31, 1989	2,448,064.15
Employee Fringe Benefits	157,000.00	2 Residential 4018 77.65	4,052,447,000.00	Taxes Receivable	637,094.12
Other Statutory Expenditures	6,000.00	3 Farm 754 7.25	37,341,844.00	Tax Title Liens	46,507.65
CETA And Other Public Employment Programs		4a Commercial 137 10.50	54,779,968.00	Foreclosed Property	22,650.00
MUNICIPAL FUNCTIONS TOTAL	4,167,887.51	4b Industrial 7 1.33	6,942,400.00	Emergencies & Other Deferred Charges	260,000.00
CAPITAL IMPROVEMENTS *MEMO*	100,000.00	4c Apartments 2 .08	416,000.00	State and Federal Aid Receivable	27,886.07
DEBT SERVICE		Total 5419	521,893,278.00	Other Receivables	619,567.50
Principal Payments	213,375.00	Land Area 47.65 Sq. Miles		Total	4,061,759.49
Interest Payments	190,249.55	Net Valuation Taxable-Municipal	523,700,793	LIABILITIES, RESERVES, AND SURPLUS	
DEFERRED CHARGES	43,755.79	Net Valuation Taxable-County	1,110,202,863	Cash Liabilities	1,359,323.31
SCHOOL, COUNTY, SPECIAL DISTRICT TAXES	15,577,393.70	State Equalized Valuation	1,187,396,059	Reserves for Receivables	1,325,809.27
RESERVE FOR UNCOLLECTED TAXES	696,240.95	State Equalization Ratio	44.02	Surplus Dec. 31, 1989	1,376,026.71
EXPENDITURES TOTAL	20,894,902.50			Total	4,061,759.49

1340

Population 1980 12,031
 Population 1990 10,630
 S & P Rating
 Moody Rating A1

General Tax Rate Per \$100.

1.32

State Equalized Tax Rate

2.06

RED BANK BOROUGH - MONMOUTH CO.

Form of Government:

Borough Council

Number of Members on Governing Body - 6

PER CAPITA:

Gross Debt 1,339.25
 Net Debt 691.74
 Debt Service 73.49
 Total Tax Levy 1,512.13
 Municipal Expenditures 811.11

PER CENT:

Gross Debt 2.06
 Net Debt 1.06
 Tax Levy Collected 91.58
 Tax Levy Cancelled, Abated or Adjusted .01

EXPENDITURES		REVENUES-REALIZED		1989 PROPERTY TAX	
GENERAL GOVERNMENT				STATE EQUALIZED TAX RATE	
Governing Body & Public Boards		1989 Property Taxes Collected	14,698,787.46	Local District School Taxes	.73 5,665,734.00
Municipal Clerk		1989 Payments in Lieu of Taxes	26,000.00	Regional & Consolidated School Tax	.44 3,432,128.14
Financial Administration	500.00	Delinquent Tax & Lien Collections	947,682.11	School Taxes in Municipal Budget	
Assessment of Taxes	236,580.00	Business Personalty Replacement Taxes	327,193.32	County Taxes	.40 3,084,894.43
Collection of Taxes	20,250.00	Taxes from Public Utilities	1,622,084.00	County Library Taxes	
Planning, Housing & Development	71,140.00	Other Miscellaneous Tax Revenues	48,404.40	Local Municipal Purpose Taxes	.50 3,875,695.04
Human Resources	32,427.51	State Aid Revenues	340,733.95	Veteran & Senior Citizen Taxes	85,000.00
Elections	42,550.00	Federal Aid Revenues		Total Taxes for Rate Computation	2.07 16,143,451.61
General Administration (other)	385,307.62	State and Local Fiscal Assistance Act Utilized	1,692.53	Special District Taxes	
JUDICIARY		Sole of Acquired Property		Bank Corp. Taxes	
Municipal Courts	111,775.00	Other Miscellaneous Revenues	389,186.73	Added and Omitted Taxes	24,551.12
PUBLIC SAFETY		Total	18,901,724.61	Total Taxes Levied - ABSTRACT	16,083,002.73
Fire Protection	172,122.55	Prior Years Surplus Appropriated	785,000.00	Total Taxes Billed	16,085,898.54
Police Protection	1,831,896.89	REVENUES TOTAL	19,686,724.61	1989 TAXES COLLECTED	14,698,787.46
Civil Defense & Disaster Control	500.00	Reserve For Uncollected Taxes	1,270,632.51	1989 Taxes Cancelled, Abated or Adjusted	844.80
Environmental Inspection & Control	208,735.00	CAPITAL OUTLAY TOTAL	1,341,594.30	Transfer to Tax Title Liens or Foreclosed	
Other Public Safety		Public Enterprises	179,463.63	Balance Outstanding Dec. 31, 1989	1,386,294.60
PUBLIC WORKS		Recreation-Culture	23,922.20	PRIOR YEARS TAXES OUTSTANDING	
Streets and Drainage	502,875.00	Public Works	159,956.92	Balance January 1, 1989	944,098.37
Sewers and Sewage Processing		Buildings and Grounds	973,251.55	Collected in 1989	929,530.30
Garbage and Trash Disposal	380,231.00	Library and Education		Cancelled, Abated or Adjusted 1989	3,611.28
Public Buildings and Grounds	74,685.00	Conservation		Transfers to Tax Title Liens or Foreclosed	9,905.55
Other Public Works		All Other		Balance December 31, 1989	1,051.24
HEALTH and WELFARE		CAPITAL DEBT AUTHORIZED, DECEMBER 31, 1989		TAX TITLE LIENS OUTSTANDING	
Health Services Except Environmental	150,222.00	ISSUED AND UNISSUED		Balance January 1, 1989	43,348.07
Welfare-Public Assistance	50,160.00	School	3,795,377	Transfer From Taxes	9,926.52
Hospital, Clinics, First Aid		Self-Liquidating	3,678,912	Redeemed in 1989	18,151.81
Animal, Insect, & Rodent Control		Other	6,769,927	Cancelled, Abated or Adjusted (1989)	
Other Welfare Services		Total	14,244,217	Transfers to Foreclosed Property	
RECREATION and CONSERVATION		ISSUED AND OUTSTANDING		Balance December 31, 1989	35,122.78
Beaches and Boardwalks	84,325.00	School	3,795,377.52	PROPERTY ACQUIRED BY DEED OR FORECLOSURE	
Parks, Playgrounds, Shade Trees		Self-Liquidating	2,942,512.63	Balance January 1, 1989	230,200.00
Land Reclamation & Conservation	503,450.00	Other	5,491,077.11	Transfers From Taxes or Liens	
Other Recreational Services	112,122.00	Total	12,228,967.26	Sole for Cash (1989)	
EDUCATION (excluding schools)		EQUALIZED VALUATION BASIS		Cancelled, Abated or Adjusted (1989)	
Libraries	280,935.00	FOR NET DEBT COMPUTATION	691,536,148	Balance December 31, 1989	230,200.00
Other Educational Services		REAL PROPERTY VALUATIONS		CURRENT FINANCES DECEMBER 31, 1989	
STATUTORY EXPENDITURES		Code Class # of Parcels % VAL'N	ASSESSED VALUATION	ASSETS	
Pensions & F. I. C. A.	563,383.00	1 Vacant Land 193 1.35	11,717,800.00	Cash Dec. 31, 1989	974,963.42
Employee Fringe Benefits	476,902.38	2 Residential 3210 59.19	514,079,500.00	Taxes Receivable	1,387,345.84
Other Statutory Expenditures		3 Farm		Tax Title Liens	35,122.78
CETA And Other Public Employment Programs	6,298,194.95	4a Commercial 475 27.82	241,599,600.00	Foreclosed Property	230,200.00
MUNICIPAL FUNCTIONS TOTAL	6,298,194.95	4b Industrial 67 2.98	25,842,500.00	Emergencies & Other Deferred Charges	174,500.00
CAPITAL IMPROVEMENTS *MEMO*	32,900.00	4c Apartments 24 8.67	75,346,700.00	State and Federal Aid Receivable	17,147.12
DEBT SERVICE		Total 3969	868,586,100.00	Other Receivables	42,380.55
Principal Payments	528,654.96	Land Area 1.75 Sq. Miles		Total	2,861,659.71
Interest Payments	252,968.62	Net Valuation Taxable-Municipal	883,462,455	LIABILITIES, RESERVES, AND SURPLUS	
DEFERRED CHARGES	276,539.11	Net Valuation Taxable-County	735,900,727	Cash Liabilities	349,048.98
SCHOOL, COUNTY, SPECIAL DISTRICT TAXES	12,182,756.57	State Equalized Valuation	774,107,187	Reserves for Receivables	1,695,049.37
RESERVE FOR UNCOLLECTED TAXES	1,270,632.51	State Equalization Ratio	114.42	Surplus Dec. 31, 1989	817,561.36
EXPENDITURES TOTAL	20,809,746.72			Total	2,861,659.71

0249
 Population 1980 10,294
 Population 1990 9,996
 S & P Rating
 Moody Rating A

General Tax Rate Per \$100. 1.05
 State Equalized Tax Rate .31

RIDGEFIELD BOROUGH - BERGEN COUNTY
 Form of Government:
 Borough Council
 Number of Members on Governing Body - 6

PER CAPITA:
 Gross Debt 300.92
 Net Debt 266.16
 Debt Service 43.66
 Total Tax Levy 774.61
 Municipal Expenditures 868.12

PER CENT:
 Gross Debt .35
 Net Debt .31
 Tax Levy Collected 98.16
 Tax Levy Cancelled, Abated or Adjusted

EXPENDITURES		REVENUES-REALIZED			1989 PROPERTY TAX	
GENERAL GOVERNMENT		REVENUES-REALIZED			STATE EQUALIZED TAX RATE .39	
Governing Body & Public Boards		1989 Property Taxes Collected		7,603,379.14	Local District School Taxes	5,649,110.85
Municipal Clerk		1989 Payments in Lieu of Taxes			Regional & Consolidated School Tax	
Financial Administration		Delinquent Tax & Lien Collections		252,673.53	School Taxes in Municipal Budget	
Assessment of Taxes	11,424.00	Business Personalty Replacement Taxes		218,105.80	County Taxes	2,051,783.40
Collection of Taxes	70,545.00	Taxes from Public Utilities		6,179,958.00	County Library Taxes	
Planning, Housing & Development	39,515.00	Other Miscellaneous Tax Revenues		701,617.00	Local Municipal Purpose Taxes	
Human Resources	51,235.03	State Aid Revenues		26,670.67	Veteran & Senior Citizen Taxes	107,050.00
Elections		Federal Aid Revenues			Total Taxes for Rate Computation	7,807,944.25
General Administration (other)	708,598.32	State and Local Fiscal Assistance Act Utilized			Special District Taxes	
JUDICIARY		Sale of Acquired Property			Bank Corp. Taxes	
Municipal Courts	131,200.00	Other Miscellaneous Revenues		1,038,002.88	Added and Omitted Taxes	42,089.62
PUBLIC SAFETY					Total Taxes Levied - ABSTRACT	7,742,983.87
Fire Protection	226,250.00			16,020,407.02	Total Taxes Billed	7,745,757.05
Police Protection	1,777,000.00	Prior Years Surplus Appropriated		304,000.00	1989 TAXES COLLECTED	7,603,379.14
Civil Defense & Disaster Control	14,036.68	REVENUES TOTAL		16,324,407.02	1989 Taxes Cancelled, Abated or Adjusted	52.50
Environmental Inspection & Control	44,756.00	Reserve For Uncollected Taxes		289,859.73	Transfer to Tax Title Liens or Foreclosed	
Other Public Safety		CAPITAL OUTLAY TOTAL		377,049.51	Balance Outstanding Dec. 31, 1989	142,325.41
PUBLIC WORKS					PRIOR YEARS TAXES OUTSTANDING	
Streets and Drainage	1,641,500.00	Public Enterprises		1,435.00	Balance January 1, 1989	285,941.11
Sewers and Sewage Processing	694,635.00	Recreation-Culture		13,700.00	Collected in 1989	252,673.53
Garbage and Trash Disposal		Public Works		101,247.00	Cancelled, Abated or Adjusted 1989	
Public Buildings and Grounds	237,000.00	Buildings and Grounds		260,667.51	Transfers to Tax Title Liens or Foreclosed	6,146.37
Other Public Works	42,500.00	Library and Education			Balance December 31, 1989	27,121.21
HEALTH and WELFARE		Conservation			TAX TITLE LIENS OUTSTANDING	
Health Services Except Environmental	103,240.00	All Other			Balance January 1, 1989	
Welfare-Public Assistance	40,370.00				Transfer From Taxes	7,641.67
Hospital, Clinics, First Aid		CAPITAL DEBT AUTHORIZED, DECEMBER 31, 1989			Redeemed in 1989	
Animal, Insect, & Radent Control	6,600.00	ISSUED AND UNISSUED			Cancelled, Abated or Adjusted (1989)	
Other Welfare Services		School			Transfers to Foreclosed Property	
RECREATION and CONSERVATION		Self-Liquidating	347,500		Balance December 31, 1989	7,641.67
Beaches and Boardwalks		Other	2,660,500	2,660,500	PROPERTY ACQUIRED BY DEED OR FORECLOSURE	
Parks, Playgrounds, Shade Trees	105,500.00	Total	3,008,000	2,660,500	Balance January 1, 1989	108,685.00
Land Reclamation & Conservation	2,441.00	ISSUED AND OUTSTANDING			Transfers From Taxes or Liens	
Other Recreational Services		School			Sale for Cash (1989)	
EDUCATION (excluding schools)		Self-Liquidating		300,000.00	Cancelled, Abated or Adjusted (1989)	
Libraries	230,704.57	Other		2,410,300.00	Balance December 31, 1989	103,685.00
Other Educational Services	770,237.15	Total		2,710,300.00	CURRENT FINANCES DECEMBER 31, 1989	
STATUTORY EXPENDITURES		EQUALIZED VALUATION BASIS			ASSETS	
Pensions & F. I. C. A.	513,300.00	FOR NET DEBT COMPUTATION		849,719.71	Cash Dec. 31, 1989	1,305,057.28
Employee Fringe Benefits	267,900.00	REAL PROPERTY VALUATIONS			Taxes Receivable	169,446.62
Other Statutory Expenditures		Code Class # of Parcels % VAL'N ASSESSED VALUATION			Tax Title Liens	7,641.67
CETA And Other Public Employment Programs		1 Vacant Land 129 2.26 15,539,100.00			Foreclosed Property	108,685.00
MUNICIPAL FUNCTIONS TOTAL	7,811,647.75	2 Residential 2476 66.80 439,410,300.00			Emergencies & Other Deferred Charges	212,214.00
CAPITAL IMPROVEMENTS		3 Farm			State and Federal Aid Receivable	9,033.00
DEBT SERVICE		4a Commercial 166 8.96 65,625,600.00			Other Receivables	4,091.65
Principal Payments	130,000.00	4b Industrial 93 13.45 135,160,000.00			Total	1,816,169.22
Interest Payments	306,406.11	4c Apartments 15 3.53 25,881,000.00			LIABILITIES, RESERVES, AND SURPLUS	
		Total 2879 732,616,000.00			Cash Liabilities	823,210.83
DEFERRED CHARGES	139,853.76	Land Area 2.60 Sq. Miles			Reserves for Receivables	289,864.94
SCHOOL, COUNTY, SPECIAL DISTRICT TAXES	7,700,894.25	Net Valuation Taxable-Municipal		733,682,613	Surplus Dec. 31, 1989	703,093.45
RESERVE FOR UNCOLLECTED TAXES	289,859.73	Net Valuation Taxable-County		269,266,031	Total	1,816,169.22
EXPENDITURES TOTAL	16,373,601.60	State Equalized Valuation		950,419,989		
		State Equalization Ratio		77.17		

0250
 Population 1980 12,733
 Population 1990 12,454
 S & P Rating
 Moody Rating A1

General Tax Rate Per \$100. 3.23
 State Equalized Tax Rate 1.80

RIDGEFIELD PARK VILLAGE - BERGEN CO.

Form of Government:
 Commission (1911)

Number of Members on Governing Body - 5

PER CAPITA:
 Grass Debt 314.37
 Net Debt 81.25
 Debt Service
 Total Tax Levy 1,077.20
 Municipal Expenditures 659.32

PER CENT:
 Gross Debt .57
 Net Debt .15
 Tax Levy Collected 96.39
 Tax Levy Cancelled, Abated or Adjusted .03

EXPENDITURES		REVENUES-REALIZED		1989 PROPERTY TAX			
GENERAL GOVERNMENT				STATE EQUALIZED TAX RATE			
Governing Body & Public Boards	23,500.00	1989 Property Taxes Collected	12,958,170.89	Local District School Taxes	.88		
Municipal Clerk	74,256.53	1989 Payments in Lieu of Taxes		Regional & Consolidated School Tax			
Financial Administration	27,300.00	Delinquent Tax & Lien Collections	270,800.91	School Taxes in Municipal Budget			
Assessment of Taxes	73,812.00	Business Personalty Replacement Taxes	211,883.36	County Taxes	.24		
Collection of Taxes	92,500.51	Taxes from Public Utilities	659,488.00	County Library Taxes			
Planning, Housing & Development	67,809.94	Other Miscellaneous Tax Revenues		Local Municipal Purpose Taxes	.68		
Human Resources	74,306.00	State Aid Revenues	156,556.96	Veteran & Senior Citizen Taxes			
Elections	3,705.00	Federal Aid Revenues		Total Taxes for Rate Computation	1.80		
General Administration (other)	646,242.45	State and Local Fiscal Assistance Act Utilized	30.49	Special District Taxes			
JUDICIARY		Sale of Acquired Property		Bank Corp. Taxes			
Municipal Courts	124,152.48	Other Miscellaneous Revenues	974,962.42	Added and Omitted Taxes			
PUBLIC SAFETY		Total	15,231,893.03	Total Taxes Levied - ABSTRACT	13,415,467.84		
Fire Protection	228,740.60	Prior Years Surplus Appropriated	900,000.00	Total Taxes Billed	13,443,182.52		
Police Protection	1,617,926.99	REVENUES TOTAL	16,131,893.03	1989 TAXES COLLECTED	12,958,170.89		
Civil Defense & Disaster Control	7,100.00	Reserve For Uncollected Taxes	838,850.00	1989 Taxes Cancelled, Abated or Adjusted	4,270.06		
Environmental Inspection & Control	1,525,524.37	CAPITAL OUTLAY TOTAL		Transfer to Tax Title Liens or Foreclosed	290.70		
Other Public Safety			114,226.36	Balance Outstanding Dec. 31, 1989	480,450.87		
PUBLIC WORKS		PUBLIC ENTERPRISES		PRIOR YEARS TAXES OUTSTANDING			
Streets and Drainage	376,902.64	Recreation-Culture	6,753.13	Balance January 1, 1989	280,108.47		
Sewers and Sewage Processing	517,432.75	Public Works	72,655.06	Collected in 1989	270,800.91		
Garbage and Trash Disposal	997,843.21	Buildings and Grounds	32,185.66	Cancelled, Abated or Adjusted 1989	56.96		
Public Buildings and Grounds	555,257.11	Library and Education	2,632.53	Transfers to Tax Title Liens or Foreclosed	9,150.60		
Other Public Works		Conservation		Balance December 31, 1989	100.00		
HEALTH and WELFARE		All Other		TAX TITLE LIENS OUTSTANDING			
Health Services Except Environmental	73,300.00	CAPITAL DEBT AUTHORIZED, DECEMBER 31, 1989		Balance January 1, 1989	4,338.66		
Welfare-Public Assistance	22,142.60	ISSUED AND UNISSUED	GROSS DEBT	NET DEBT			
Hospital, Clinics, First Aid		School	2,795,000				
Animal, Insect, & Rodent Control	3,102.00	Self-Liquidating	216,500	108,257			
Other Welfare Services		Other	903,624	903,624			
RECREATION and CONSERVATION		Total	3,915,124	1,011,881			
Beaches and Boardwalks		ISSUED AND OUTSTANDING		PROPERTY ACQUIRED BY DEED OR FORECLOSURE			
Parks, Playgrounds, Shade Trees	177,721.65	School	2,795,000.00	Balance January 1, 1989	69,840.00		
Land Reclamation & Conservation	64,593.34	Self-Liquidating	150,000.00	Transfers From Taxes or Liens			
Other Recreational Services	76,934.13	Other		Sale for Cash (1989)			
EDUCATION (excluding schools)		Total	2,945,000.00	Cancelled, Abated or Adjusted (1989)			
Libraries	190,409.00	EQUALIZED VALUATION BASIS FOR NET DEBT COMPUTATION		Balance December 31, 1989	69,840.00		
Other Educational Services		REAL PROPERTY VALUATIONS		CURRENT FINANCES DECEMBER 31, 1989			
STATUTORY EXPENDITURES		Code	Class	# of Parcels	% VAL'N	ASSETS	
Pensions & F. L. C. A.	514,201.25	1	Vacant Land	103	2.84	Cash Dec. 31, 1989	1,603,544.04
Employee Fringe Benefits	471,000.00	2	Residential	2827	62.43	Taxes Receivable	480,550.87
Other Statutory Expenditures	100.00	3	Farm			Tax Title Liens	15,203.61
CETA And Other Public Employment Programs		4a	Commercial	192	18.85	Foreclosed Property	69,840.00
MUNICIPAL FUNCTIONS TOTAL		4b	Industrial	20	4.55	Emergencies & Other Deferred Charges	100,000.00
CAPITAL IMPROVEMENTS * MEMO *		4c	Apartments	41	11.32	State and Federal Aid Receivable	
DEBT SERVICE		Total		3188		Other Receivables	180,257.54
Principal Payments		Land Area	2.00	Sq. Miles		Total	2,449,396.06
Interest Payments		Net Valuation Taxable-Municipal		ASSESSED VALUATION		LIABILITIES, RESERVES, AND SURPLUS	
DEFERRED CHARGES		Net Valuation Taxable-County		11,694,200.00		Cash Liabilities	
SCHOOL, COUNTY, SPECIAL DISTRICT TAXES	94,861.66	Net Valuation Taxable-County		257,077,300.00		Reserves for Receivables	
RESERVE FOR UNCOLLECTED TAXES	8,261,400.80	State Equalized Valuation		77,631,000.00		Surplus Dec. 31, 1989	
EXPENDITURES TOTAL	838,850.00	State Equalization Ratio		18,722,200.00		Total	
	16,472,609.01			46,629,400.00		870,828.28	
				411,754,100.00		745,852.02	
						832,715.76	
						2,449,396.06	

0251

Population 1980 25,208

Population 1990 24,152

S & P Rating

Moody Rating AA

General Tax Rate Per \$100.

1.93

State Equalized Tax Rate

1.79

RIDGWOOD VILLAGE - BERGEN COUNTY

Form of Government:

Council-Manager Plan B (OMCL 50)

Number of Members on Governing Body - 5

PER CAPITA:

Gross Debt 842.10

Net Debt 751.66

Debt Service 91.08

Total Tax Levy 2,062.68

Municipal Expenditures 842.65

PER CENT:

Gross Debt .80

Net Debt .72

Tax Levy Collected 98.33

Tax Levy Cancelled, Abated or Adjusted .13

EXPENDITURES		REVENUES-REALIZED		1989 PROPERTY TAX	
GENERAL GOVERNMENT		REVENUES-REALIZED		STATE EQUALIZED TAX RATE → 1.06	
Governing Body & Public Boards	57,442.00	1989 Property Taxes Collected	49,279,239.92	Local District School Taxes	29,747,744.00
Municipal Clerk		1989 Payments in Lieu of Taxes		Regional & Consolidated School Tax	
Financial Administration	108,737.62	Delinquent Tax & Lien Collections	735,568.40	School Taxes in Municipal Budget	
Assessment of Taxes	119,256.00	Business Personalty Replacement Taxes	256,345.76	County Taxes	6,113,638.78
Collection of Taxes	51,138.00	Taxes from Public Utilities	1,560,133.00	County Library Taxes	
Planning, Housing & Development	126,153.00	Other Miscellaneous Tax Revenues	274,236.72	Local Municipal Purpose Taxes	13,950,975.58
Human Resources	114,304.92	State Aid Revenues	337,974.19	Veteran & Senior Citizen Taxes	122,950.00
Elections	3,000.00	Federal Aid Revenues		Total Taxes for Rate Computation	49,235,308.36
General Administration (other)	1,536,059.00	State and Local Fiscal Assistance Act Utilized		Special District Taxes	
JUDICIARY		Sale of Acquired Property		Bank Corp. Taxes	
Municipal Courts	145,174.00	Other Miscellaneous Revenues		Added and Omitted Taxes	5,438.64
PUBLIC SAFETY		Total	55,147,135.64	Total Taxes Levied - ABSTRACT	49,817,797.00
Fire Protection	2,143,236.90	Prior Years Surplus Appropriated	1,072,300.00	Total Taxes Billed	50,114,047.62
Police Protection	2,567,473.20	REVENUES TOTAL	56,219,435.64	1989 TAXES COLLECTED	49,279,239.92
Civil Defense & Disaster Control	70,966.00	Reserve For Uncollected Taxes	1,251,718.00	1989 Taxes Cancelled, Abated or Adjusted	63,125.70
Environmental Inspection & Control	187,229.00	CAPITAL OUTLAY TOTAL	3,214,679.75	Transfer to Tax Title Liens or Foreclosed	263.27
Other Public Safety		Public Enterprises	193,415.00	Balance Outstanding Dec. 31, 1989	771,413.73
PUBLIC WORKS		Recreation-Culture	49,995.07	PRIOR YEARS TAXES OUTSTANDING	
Streets and Drainage	1,211,690.00	Public Works	1,332,132.13	Balance January 1, 1989	739,675.03
Sewers and Sewage Processing	15,111.00	Buildings and Grounds	1,564,119.84	Collected in 1989	735,563.40
Garbage and Trash Disposal	2,322,210.00	Library and Education	25,017.71	Cancelled, Abated or Adjusted 1989	36.17
Public Buildings and Grounds	708,907.00	Conservation		Transfers to Tax Title Liens or Foreclosed	
Other Public Works		All Other		Balance December 31, 1989	4,070.46
HEALTH and WELFARE		CAPITAL DEBT AUTHORIZED, DECEMBER 31, 1989		TAX TITLE LIENS OUTSTANDING	
Health Services Except Environmental	221,710.00	ISSUED AND UNISSUED		Balance January 1, 1989	1,133.32
Welfare-Public Assistance	35,000.00	School	900,000.00	Transfer From Taxes	263.27
Hospital, Clinics, First Aid		Self-Liquidating	2,771,500.00	Redeemed in 1989	
Animal, Insect, & Rodent Control		Other	15,666,399.00	Cancelled, Abated or Adjusted (1989)	
Other Welfare Services		Total	20,338,399.00	Transfers to Foreclosed Property	
RECREATION and CONSERVATION		ISSUED AND OUTSTANDING		Balance December 31, 1989	1,401.59
Beaches and Boardwalks		School	900,000.00	PROPERTY ACQUIRED BY DEED OR FORECLOSURE	
Parks, Playgrounds, Shade Trees	372,115.00	Self-Liquidating	2,676,000.00	Balance January 1, 1989	45,755.00
Land Reclamation & Conservation	298,604.00	Other	13,617,000.00	Transfers From Taxes or Liens	
Other Recreational Services	125,602.00	Total	17,193,000.00	Sale for Cash (1989)	
EDUCATION (excluding schools)		EQUALIZED VALUATION BASIS FOR NET DEBT COMPUTATION	2,535,712,262	Cancelled, Abated or Adjusted (1989)	
Libraries	910,263.00	REAL PROPERTY VALUATIONS		Balance December 31, 1989	45,755.00
Other Educational Services		Code Class # of Parcels % VAL'N		CURRENT FINANCES DECEMBER 31, 1989	
STATUTORY EXPENDITURES				ASSETS	
Pensions & F. L. C. A.	1,514,867.73	1 Vacant Land 161 .60	15,532,300.00	Cash Dec. 31, 1989	15,108,366.63
Employee Fringe Benefits	1,299,149.16	2 Residential 7353 87.85	2,263,013,900.00	Taxes Receivable	775,484.19
Other Statutory Expenditures	2,127.87	3 Farm 2 .04	1,085,600.00	Tax Title Liens	1,401.59
CETA And Other Public Employment Programs		4a Commercial 310 9.95	253,826,100.00	Foreclosed Property	45,755.00
MUNICIPAL FUNCTIONS TOTAL	16,342,726.40	4b Industrial		Emergencies & Other Deferred Charges	145,280.00
CAPITAL IMPROVEMENTS *MEMO*	119,130.34	4c Apartments 27 1.66	42,668,200.00	State and Federal Aid Receivable	
DEBT SERVICE		Total 7353	2,576,126,100.00	Other Receivables	193,220.39
Principal Payments	1,406,000.00	Land Area 5.90 Sq. Miles		Total	16,260,007.80
Interest Payments	793,731.90	Net Valuation Taxable-Municipal	2,590,832,754	LIABILITIES, RESERVES, AND SURPLUS	
DEFERRED CHARGES	557,548.86	Net Valuation Taxable-County	2,600,693,556	Cash Liabilities	13,503,423.19
SCHOOL, COUNTY, SPECIAL DISTRICT TAXES	35,861,352.78	State Equalized Valuation	2,795,499,075	Reserves for Receivables	338,454.92
RESERVE FOR UNCOLLECTED TAXES	1,251,718.00	State Equalization Ratio	92.64	Surplus Dec. 31, 1989	1,918,129.69
EXPENDITURES TOTAL	56,213,107.94			Total	16,260,007.80

Population 1980 12,625
 Population 1990 12,623
 S & P Rating
 Moody Rating AAA

General Tax Rate Per \$100. 13.36
 State Equalized Tax Rate 2.19

RINGWOOD BOROUGH - PASSAIC COUNTY
 Form of Government:
Council-Manager Plan E (OMCL 50)
 Number of Members on Governing Body - 6

PER CAPITA:
 Grass Debt 783.33
 Net Debt 476.20
 Debt Service 74.41
 Total Tax Levy 1,503.00
 Municipal Expenditures 647.47

PER CENT:
 Grass Debt 1.29
 Net Debt .79
 Tax Levy Collected 97.34
 Tax Levy Cancelled, Abated or Adjusted .14

EXPENDITURES		REVENUES-REALIZED		1989 PROPERTY TAX	
GENERAL GOVERNMENT		REVENUES-REALIZED		STATE EQUALIZED TAX RATE	
Governing Body & Public Boards	91,011.25	1989 Property Taxes Collected	18,537,378.43	Local District School Taxes	.72 6,179,560.50
Municipal Clerk		1989 Payments in Lieu of Taxes		Regional & Consolidated School Tax	.44 3,796,280.99
Financial Administration	67,330.10	Delinquent Tax & Lien Collections	320,445.02	School Taxes in Municipal Budget	
Assessment of Taxes	296,150.00	Business Personality Replacement Taxes	20,146.08	County Taxes	.43 3,712,434.16
Collection of Taxes	56,020.00	Taxes from Public Utilities	951,305.00	County Library Taxes	
Planning, Housing & Development	65,325.00	Other Miscellaneous Tax Revenues		Local Municipal Purpose Taxes	.59 5,095,500.00
Human Resources	94,200.07	State Aid Revenues	302,656.20	Veteran & Senior Citizen Taxes	73,250.00
Elections	13,700.25	Federal Aid Revenues		Total Taxes for Rate Computation	2.18 18,857,025.65
General Administration (other)	739,313.00	State and Local Fiscal Assistance Act Utilized		Special District Taxes	
JUDICIARY		Sale of Acquired Property		Bank Corp. Taxes	
Municipal Courts	71,262.56	Other Miscellaneous Revenues	658,693.93	Added and Omitted Taxes	189,392.82
PUBLIC SAFETY		Total	20,790,624.71	Total Taxes Levied - ABSTRACT	13,973,168.47
Fire Protection	116,030.33	Prior Years Surplus Appropriated	856,000.00	Total Taxes Billed	18,946,773.88
Police Protection	1,222,042.12	REVENUES TOTAL	21,646,624.71	1989 TAXES COLLECTED	18,537,378.43
Civil Defense & Disaster Control	111,930.00	Reserve For Uncollected Taxes	458,940.80	1989 Taxes Cancelled, Abated or Adjusted	26,820.88
Environmental Inspection & Control	79,231.91	CAPITAL OUTLAY TOTAL	405,505.23	Transfer to Tax Title Liens or Foreclosed	18,663.92
Other Public Safety		PUBLIC WORKS		Balance Outstanding Dec. 31, 1989	365,404.65
PUBLIC WORKS		Public Enterprises	40,807.84	PRIOR YEARS TAXES OUTSTANDING	
Streets and Drainage	959,223.16	Recreation-Culture	2,770.62	Balance January 1, 1989	325,373.81
Sewers and Sewage Processing	344,881.25	Public Works	323,906.06	Collected in 1989	314,512.81
Garbage and Trash Disposal	1,016,027.64	Buildings and Grounds	39,020.71	Cancelled, Abated or Adjusted 1989	5,423.71
Public Buildings and Grounds	52,033.00	Library and Education		Transfers to Tax Title Liens or Foreclosed	3,581.10
Other Public Works	55,000.00	Conservation		Balance December 31, 1989	1,856.19
HEALTH and WELFARE		All Other		TAX TITLE LIENS OUTSTANDING	
Health Services Except Environmental	146,124.00	CAPITAL DEBT AUTHORIZED, DECEMBER 31, 1989		Balance January 1, 1989	54,962.98
Welfare-Public Assistance	17,132.00	ISSUED AND UNISSUED		Transfer From Taxes	22,749.11
Hospital, Clinics, First Aid		Schaal	1,328,775	Redeemed in 1989	5,932.21
Animal, Insect, & Rodent Control		Self-Liquidating	2,548,050	Cancelled, Abated or Adjusted (1989)	
Other Welfare Services		Other	6,011,118	Transfers to Foreclosed Property	
RECREATION and CONSERVATION		Total	9,887,944	Balance December 31, 1989	71,779.88
Beaches and Boardwalks		ISSUED AND OUTSTANDING		PROPERTY ACQUIRED BY DEED OR FORECLOSURE	
Parks, Playgrounds, Shade Trees	113,137.55	School	1,328,775.36	Balance January 1, 1989	227,000.00
Land Reclamation & Conservation	2,750.00	Self-Liquidating	2,541,550.00	Transfers From Taxes or Liens	
Other Recreational Services	54,760.00	Other	5,604,865.00	Sale for Cash (1989)	
EDUCATION (excluding schools)		Total	9,475,190.86	Cancelled, Abated or Adjusted (1989)	
Libraries	162,725.00	EQUALIZED VALUATION BASIS FOR NET DEBT COMPUTATION	765,599,159	Balance December 31, 1989	227,000.00
Other Educational Services		REAL PROPERTY VALUATIONS		CURRENT FINANCES DECEMBER 31, 1989	
STATUTORY EXPENDITURES		Code Class # of Parcels % VAL'N ASSESSED VALUATION		ASSETS	
Pensions & F. L. C. A.	368,548.26	1 Vacant Land 453 7.57 10,601,250.00		Cash Dec. 31, 1989	1,455,166.10
Employee Fringe Benefits	315,491.26	2 Residential 4055 86.90 121,677,600.00		Taxes Receivable	367,260.84
Other Statutory Expenditures		3 Farm 19 .33 472,600.00		Tax Title Liens	71,779.88
CETA And Other Public Employment Programs		4a Commercial 57 3.88 5,430,800.00		Foreclosed Property	227,000.00
MUNICIPAL FUNCTIONS TOTAL	6,677,030.26	4b Industrial 13 1.31 1,834,100.00		Emergencies & Other Deferred Charges	502,340.00
CAPITAL IMPROVEMENTS *MEMO*	36,000.00	4c Apartments		State and Federal Aid Receivable	
DEBT SERVICE		Total 4597 140,016,350.00		Other Receivables	121,184.69
Principal Payments	500,000.00	Land Area 27.50 Sq. Miles		Total	2,744,731.51
Interest Payments	439,338.51	Net Valuation Taxable-Municipal	140,602,531	LIABILITIES, RESERVES, AND SURPLUS	
DEFERRED CHARGES	97,649.48	Net Valuation Taxable-County	807,939,461	Cash Liabilities	862,045.98
SCHOOL, COUNTY, SPECIAL DISTRICT TAXES	13,688,275.65	State Equalized Valuation	854,865,315	Reserves for Receivables	787,225.41
RESERVE FOR UNCOLLECTED TAXES	458,940.80	State Equalization Ratio	16.39	Surplus Dec. 31, 1989	1,094,860.12
EXPENDITURES TOTAL	21,861,234.70			Total	2,744,731.51

0252
 Population 1980 11,111
 Population 1990 10,603
 S & P Rating
 Moody Rating A1

General Tax Rate Per \$100. 1.78
 State Equalized Tax Rate 1.68

RIVER EDGE BOROUGH - BERGEN COUNTY

Form of Government:
 Borough Council

Number of Members on Governing Body - 6

PER CAPITA:
 Gross Debt 842.08
 Net Debt 563.97
 Debt Service 66.76
 Total Tax Levy 1,371.14
 Municipal Expenditures 673.21
 PER CENT:
 Gross Debt 1.15
 Net Debt .77
 Tax Levy Collected 98.22
 Tax Levy Cancelled, Abated or Adjusted .26

EXPENDITURES		REVENUES-REALIZED		1989 PROPERTY TAX	
GENERAL GOVERNMENT		REVENUES-REALIZED		STATE EQUALIZED TAX RATE	
Governing Body & Public Boards		1989 Property Taxes Collected	14,305,883.14	Local District School Taxes	.43 3,709,304.92
Municipal Clerk		1989 Payments in Lieu of Taxes		Regional & Consolidated School Tax	.50 4,349,807.85
Financial Administration	137,819.00	Delinquent Tax & Lien Collections	181,375.74	School Taxes in Municipal Budget	
Assessment of Taxes	17,022.00	Business Personalty Replacement Taxes	82,811.48	County Taxes	.23 1,971,310.83
Collection of Taxes	3,338.00	Taxes from Public Utilities	809,451.00	County Library Taxes	
Planning, Housing & Development	7,652.00	Other Miscellaneous Tax Revenues		Local Municipal Purpose Taxes	.51 4,415,017.00
Human Resources	54,557.23	State Aid Revenues	117,761.38	Veteran & Senior Citizen Taxes	107,850.00
Elections		Federal Aid Revenues		Total Taxes for Rate Computation	1.67 14,553,290.60
General Administration (other)	603,536.56	State and Local Fiscal Assistance Act Utilized		Special District Taxes	
JUDICIARY		Sale of Acquired Property		Bank Corp. Taxes	
Municipal Courts	45,432.00	Other Miscellaneous Revenues	1,138,215.14	Added and Omitted Taxes	92,745.10
PUBLIC SAFETY		Total	16,634,497.88	Total Taxes Levied - ABSTRACT	14,538,185.70
Fire Protection	149,158.33	Prior Years Surplus Appropriated	760,000.00	Total Taxes Billed	14,564,697.83
Police Protection	1,352,855.05	REVENUES TOTAL	17,394,497.88	1989 TAXES COLLECTED	14,305,883.14
Civil Defense & Disaster Control	8,400.00	Reserve For Uncollected Taxes	565,364.91	1989 Taxes Cancelled, Abated or Adjusted	38,138.17
Environmental Inspection & Control	59,520.44	CAPITAL OUTLAY TOTAL	1,053,390.30	Transfer to Tax Title Liens or Foreclosed	
Other Public Safety		Public Enterprises		Balance Outstanding Dec. 31, 1989	220,676.52
PUBLIC WORKS		Recreation-Culture	74,975.50	PRIOR YEARS TAXES OUTSTANDING	
Streets and Drainage	77,549.00	Public Works	532,503.73	Balance January 1, 1989	184,335.31
Sewers and Sewage Processing	425,308.64	Buildings and Grounds	445,331.07	Collected in 1989	180,376.29
Garbage and Trash Disposal	1,042,642.00	Library and Education	80.00	Cancelled, Abated or Adjusted 1989	
Public Buildings and Grounds	48,318.00	Conservation		Transfers to Tax Title Liens or Foreclosed	
Other Public Works	495,047.52	All Other		Balance December 31, 1989	3,959.02
HEALTH and WELFARE		CAPITAL DEBT AUTHORIZED, DECEMBER 31, 1989		TAX TITLE LIENS OUTSTANDING	
Health Services Except Environmental	74,720.50	ISSUED AND UNISSUED	GROSS DEBT	NET DEBT	
Welfare-Public Assistance	27,831.00	School	2,943,809		
Hospital, Clinics, First Aid		Self-Liquidating			
Animal, Insect, & Rodent Control		Other	5,979,750	5,979,750	
Other Welfare Services		Total	8,923,559	5,979,750	
RECREATION and CONSERVATION		ISSUED AND OUTSTANDING			
Beaches and Boardwalks		School		558,993.47	
Parks, Playgrounds, Shode Trees	9,500.00	Self-Liquidating			
Land Reclamation & Conservation	75,917.00	Other		5,225,000.00	
Other Recreational Services	64,401.00	Total		5,783,993.47	
EDUCATION (excluding schools)		EQUALIZED VALUATION BASIS FOR NET DEBT COMPUTATION		773,766,211	
Libraries	305,955.00	REAL PROPERTY VALUATIONS			
Other Educational Services		Code	Class	# of Parcels	% VAL'N
STATUTORY EXPENDITURES		1	Vacant Land	114	.75
Pensions & F. L. C. A.	371,371.64	2	Residential	3139	82.93
Employee Fringe Benefits	177,000.00	3	Farm		
Other Statutory Expenditures	250.00	4a	Commercial	117	10.43
CETA And Other Public Employment Programs		4b	Industrial	6	.53
MUNICIPAL FUNCTIONS TOTAL	5,689,437.91	4c	Apartments	16	5.31
CAPITAL IMPROVEMENTS * MEMO*	52,000.00	Total		3392	
DEBT SERVICE		Land Area	1.90	Sq. Miles	
Principal Payments	375,000.00	Net Valuation Taxable-Municipal			813,070,546
Interest Payments	332,812.50	Net Valuation Taxable-County			832,715,377
DEFERRED CHARGES	175,432.40	State Equalized Valuation			861,494,115
SCHOOL, COUNTY, SPECIAL DISTRICT TAXES	10,030,423.60	State Equalization Ratio			96.29
RESERVE FOR UNCOLLECTED TAXES	565,364.81				
EXPENDITURES TOTAL	17,168,521.22				

0253
 Population 1980 9,437
 Population 1990 9,410
 S & P Rating 2.69
 Moody Rating

General Tax Rate Per \$100.
 State Equalized Tax Rate 1.65

RIVER VALE TOWNSHIP - BERGEN COUNTY

Form of Government:

Mayor-Council Plan E (OMCL 50)

Number of Members on Governing Body - 5

PER CAPITA: Grass Debt 531.90
 Net Debt 513.26
 Debt Service 101.14
 Total Tax Levy 1,625.50
 Municipal Expenditures 561.47
 PER CENT: Gross Debt .59
 Net Debt .58
 Tax Levy Collected 98.32
 Tax Levy Cancelled, Abated or Adjusted .08

EXPENDITURES	REVENUES-REALIZED	1989 PROPERTY TAX
GENERAL GOVERNMENT		STATE EQUALIZED TAX RATE
Governing Body & Public Boards 34,800.00	1989 Property Taxes Collected 15,141,663.92	Local District School Taxes .69 6,325,465.00
Municipal Clerk 37,410.00	1989 Payments in Lieu of Taxes	Regional & Consolidated School Tax .34 3,119,533.74
Financial Administration 213,416.00	Delinquent Tax & Lien Collections 148,378.74	School Taxes in Municipal Budget
Assessment of Taxes 33,940.00	Business Personalty Replacement Taxes 62,065.88	County Taxes .23 2,073,008.73
Collection of Taxes	Taxes from Public Utilities 640,260.00	County Library Taxes
Planning, Housing & Development 20,740.00	Other Miscellaneous Tax Revenues	Local Municipal Purpose Taxes .40 3,726,602.50
Human Resources 73,329.62	State Aid Revenues 119,899.92	Veteran & Senior Citizen Taxes 68,550.00
Elections	Federal Aid Revenues	Total Taxes for Rate Computation 1.66 15,313,159.97
General Administration (other) 402,075.00	State and Local Fiscal Assistance Act Utilized	Special District Taxes
JUDICIARY	Sale of Acquired Property 367,000.57	Bank Corp. Taxes
Municipal Courts 23,734.00	Other Miscellaneous Revenues 16,479,269.03	Added and Omitted Taxes 51,323.13
PUBLIC SAFETY	Total 16,479,269.03	Total Taxes Levied - ABSTRACT 15,295,933.10
Fire Protection 193,518.00	Prior Years Surplus Appropriated 345,000.00	Total Taxes Billed 15,322,541.33
Police Protection 1,050,845.07	REVENUES TOTAL 16,824,269.03	1989 TAXES COLLECTED 15,141,663.92
Civil Defense & Disaster Control	Reserve For Uncollected Taxes 328,025.88	1989 Taxes Cancelled, Abated or Adjusted 11,525.22
Environmental Inspection & Control 49,298.00	CAPITAL OUTLAY TOTAL 303,389.48	Transfer to Tax Title Liens or Foreclosed 21.52
Other Public Safety	Public Enterprises	Balance Outstanding Dec. 31, 1989 169,330.67
PUBLIC WORKS	Recreation-Culture 1,815.06	PRIOR YEARS TAXES OUTSTANDING
Streets and Drainage 181,610.00	Public Works 230,537.42	Balance January 1, 1989 148,378.74
Sewers and Sewage Processing 301,600.00	Buildings and Grounds 71,036.00	Collected in 1989 148,378.74
Garbage and Trash Disposal 165,800.00	Library and Education	Cancelled, Abated or Adjusted 1989
Public Buildings and Grounds 96,620.00	Conservation	Transfers to Tax Title Liens or Foreclosed
Other Public Works 372,847.00	All Other	Balance December 31, 1989
HEALTH and WELFARE	CAPITAL DEBT AUTHORIZED, DECEMBER 31, 1989	TAX TITLE LIENS OUTSTANDING
Health Services Except Environmental 40,963.00	ISSUED AND UNISSUED GROSS DEBT NET DEBT	Balance January 1, 1989 201.95
Welfare-Public Assistance 11,000.00	School 128,285	Transfer From Taxes 21.52
Hospital, Clinics, First Aid	Self-Liquidating	Redeemed in 1989
Animal, Insect, & Rodent Control 3,000.00	Other 4,876,855	Cancelled, Abated or Adjusted (1989)
Other Welfare Services	Total 5,005,140	Transfers to Foreclosed Property
RECREATION and CONSERVATION	ISSUED AND OUTSTANDING	Balance December 31, 1989 223.47
Beaches and Boardwalks	School 128,285.80	PROPERTY ACQUIRED BY DEED OR FORECLOSURE
Parks, Playgrounds, Shade Trees 11,361.00	Self-Liquidating	Balance January 1, 1989 299,300.00
Land Reclamation & Conservation	Other 4,062,925.00	Transfers From Taxes or Liens
Other Recreational Services 45,100.00	Total 4,191,210.30	Sale for Cash (1989)
EDUCATION (excluding schools)	EQUALIZED VALUATION BASIS FOR NET DEBT COMPUTATION 843,685,967	Cancelled, Abated or Adjusted (1989)
Libraries 227,700.00	REAL PROPERTY VALUATIONS	Balance December 31, 1989 299,300.00
Other Educational Services	Code Class # of Parcels % VAL'N ASSESSED VALUATION	CURRENT FINANCES DECEMBER 31, 1989
STATUTORY EXPENDITURES	1 Vacant Land 118 1.04 5,914,800.00	ASSETS
Pensions & F. I. C. A. 313,147.96	2 Residential 3049 91.38 518,172,100.00	Cash Dec. 31, 1989 1,442,710.08
Employee Fringe Benefits	3 Farm 1 .06 365,000.00	Taxes Receivable 169,330.67
Other Statutory Expenditures 1,500.00	4a Commercial 45 6.38 36,154,800.00	Tax Title Liens 223.47
CETA And Other Public Employment Programs	4b Industrial 1 .15 862,500.00	Foreclosed Property 299,300.00
MUNICIPAL FUNCTIONS TOTAL 3,942,404.59	4c Apartments 4 .99 5,598,800.00	Emergencies & Other Deferred Charges 40,000.00
CAPITAL IMPROVEMENTS * MEMO* 9,500.00	Total 3218 567,068,000.00	State and Federal Aid Receivable
DEBT SERVICE	Land Area 4.20 Sq. Miles	Other Receivables 1,975.97
Principal Payments 728,000.00	Net Valuation Taxable-Municipal 567,703,298	Total 1,953,540.19
Interest Payments 223,688.60	Net Valuation Taxable-County 875,886,383	LIABILITIES, RESERVES, AND SURPLUS
DEFERRED CHARGES 61,341.38	State Equalized Valuation 919,857,214	Cash Liabilities
SCHOOL, COUNTY, SPECIAL DISTRICT TAXES 11,518,007.47	State Equalization Ratio 61.69	Reserves for Receivables 470,830.11
RESERVE FOR UNCOLLECTED TAXES 328,025.88		Surplus Dec. 31, 1989 507,196.20
EXPENDITURES TOTAL 16,801,467.92		Total 1,953,540.19

1433

Population 1980 2,530
 Population 1990 2,370
 S & P Rating
 Moody Rating A

General Tax Rate Per \$100. 5.90
 State Equalized Tax Rate 1.28

RIVERDALE BOROUGH - MORRIS COUNTY
 Form of Government:
 Borough Council
 Number of Members on Governing Body - 6

PER CAPITA:
 Gross Debt 618.57
 Net Debt 439.25
 Debt Service 99.05
 Total Tax Levy 1,588.60
 Municipal Expenditures 853.14

PER CENT:
 Gross Debt .61
 Net Debt .43
 Tax Levy Collected 95.94
 Tax Levy Cancelled, Abated or Adjusted .60

EXPENDITURES		REVENUES-REALIZED		1989 PROPERTY TAX	
GENERAL GOVERNMENT		REVENUES-REALIZED		STATE EQUALIZED TAX RATE .71	
Governing Body & Public Boards		1989 Property Taxes Collected	3,613,317.35	Local District School Taxes	2,092,068.50
Municipal Clerk		1989 Payments in Lieu of Taxes		Regional & Consolidated School Tax	
Financial Administration	20,525.39	Delinquent Tax & Lien Collections	63,336.45	School Taxes in Municipal Budget	
Assessment of Taxes	5,464.37	Business Personality Replacement Taxes	73,424.96	County Taxes	.18 532,226.30
Collection of Taxes	30,470.16	Taxes from Public Utilities	285,740.00	County Library Taxes	
Planning, Housing & Development	19,602.72	Other Miscellaneous Tax Revenues		Local Municipal Purpose Taxes	.38 1,128,604.96
Human Resources	39,272.07	State Aid Revenues	32,752.35	Veteran & Senior Citizen Taxes	26,100.00
Elections		Federal Aid Revenues		Total Taxes for Rate Computation	1.27 3,779,000.26
General Administration (other)	160,650.13	State and Local Fiscal Assistance Act Utilized		Special District Taxes	
JUDICIARY		Sale of Acquired Property		Bank Corp. Taxes	
Municipal Courts	44,704.10	Other Miscellaneous Revenues	217,897.25	Added and Omitted Taxes	12,074.36
PUBLIC SAFETY		Total	4,291,463.36	Total Taxes Levied - ABSTRACT	3,764,974.62
Fire Protection	35,622.88	Prior Years Surplus Appropriated	290,000.00	Total Taxes Billed	3,766,224.36
Police Protection	541,934.63	REVENUES TOTAL	4,581,463.36	1989 TAXES COLLECTED	3,613,317.35
Civil Defense & Disaster Control	1,000.00	Reserve For Uncollected Taxes	220,733.27	1989 Taxes Cancelled, Abated or Adjusted	22,595.51
Environmental Inspection & Control	23,696.72	CAPITAL OUTLAY TOTAL	46,202.26	Transfer to Tax Title Liens or Foreclosed	
Other Public Safety				Balance Outstanding Dec. 31, 1989	130,311.50
PUBLIC WORKS				PRIOR YEARS TAXES OUTSTANDING	
Streets and Drainage	100,300.00	Public Enterprises		Balance January 1, 1989	63,336.45
Sewers and Sewage Processing	273,878.87	Recreation-Culture		Collected in 1989	63,336.45
Garbage and Trash Disposal		Public Works		Cancelled, Abated or Adjusted 1989	
Public Buildings and Grounds	4,693.70	Buildings and Grounds	46,202.26	Transfers to Tax Title Liens or Foreclosed	
Other Public Works	11,991.37	Library and Education		Balance December 31, 1989	
HEALTH and WELFARE		Conservation		TAX TITLE LIENS OUTSTANDING	
Health Services Except Environmental	43,165.38	All Other		Balance January 1, 1989	
Welfare-Public Assistance	1,000.00	CAPITAL DEBT AUTHORIZED, DECEMBER 31, 1989		Transfer From Taxes	
Hospital, Clinics, First Aid		ISSUED AND UNISSUED		Redeemed in 1989	
Animal, Insect, & Rodent Control		School	425,000	Cancelled, Abated or Adjusted (1989)	
Other Welfare Services		Self-Liquidating	51,961	Transfers to Foreclosed Property	
RECREATION and CONSERVATION		Other	939,056	Balance December 31, 1989	
Beaches and Boardwalks		Total	1,466,017	PROPERTY ACQUIRED BY DEED OR FORECLOSURE	
Parks, Playgrounds, Shade Trees	7,835.00	ISSUED AND OUTSTANDING		Balance January 1, 1989	
Land Reclamation & Conservation		School	425,000.00	Transfers From Taxes or Liens	
Other Recreational Services	350.00	Self-Liquidating	51,000.00	Sale for Cash (1989)	
EDUCATION (excluding schools)		Other	959,831.00	Cancelled, Abated or Adjusted (1989)	
Libraries	3,122.05	Total	1,435,831.00	Balance December 31, 1989	
Other Educational Services		EQUALIZED VALUATION BASIS FOR NET DEBT COMPUTATION		CURRENT FINANCES DECEMBER 31, 1989	
STATUTORY EXPENDITURES		REAL PROPERTY VALUATIONS		ASSETS	
Pensions & F. I. C. A.	103,137.23	Code Class # of Parcels % VAL'N		Cash Dec. 31, 1989	272,154.31
Employee Fringe Benefits	43,200.00	1 Vacant Land 175 5.16		Taxes Receivable	130,311.50
Other Statutory Expenditures	1,000.00	2 Residential 763 53.97		Tax Title Liens	
CETA And Other Public Employment Programs		3 Farm 76 23.43		Foreclosed Property	
MUNICIPAL FUNCTIONS TOTAL	1,532,256.32	4a Commercial 76 23.43		Emergencies & Other Deferred Charges	21,500.00
CAPITAL IMPROVEMENTS *MEMO*		4b Industrial 19 12.35		State and Federal Aid Receivable	401.33
DEBT SERVICE		4c Apartments 1 .09		Other Receivables	20,932.87
Principal Payments	175,000.00	Total 1034		Total	451,300.01
Interest Payments	59,750.00	Land Area 1.87 Sq. Miles		LIABILITIES, RESERVES, AND SURPLUS	
DEFERRED CHARGES	34,200.00	Net Valuation Taxable-Municipal	63,029,061	Cash Liabilities	126,536.99
SCHOOL, COUNTY, SPECIAL DISTRICT TAXES	2,624,295.30	Net Valuation Taxable-County	241,133,594	Reserves for Receivables	157,244.37
RESERVE FOR UNCOLLECTED TAXES	220,733.27	State Equalized Valuation	233,285,731	Surplus Dec. 31, 1989	167,518.65
EXPENDITURES TOTAL	4,646,245.39	State Equalization Ratio	21.67	Total	451,300.01

0330
 Population 1980 7,941
 Population 1990 7,974
 S & P Rating
 Moody Rating

General Tax Rate Per \$100. 3.93
 State Equalized Tax Rate 1.88

RIVERSIDE TOWNSHIP - BURLINGTON CO.

Form of Government:
 Township Committee

Number of Members on Governing Body - 5

PER CAPITA:
 Gross Debt 476.72 PER CENT:
 Net Debt 449.70 Gross Debt 1.78
 Debt Service 43.90 Net Debt 1.08
 Total Tax Levy 611.47 Tax Levy Collected 95.41
 Municipal Expenditures 329.87 Tax Levy Cancelled, Abated or Adjusted

EXPENDITURES		REVENUES-REALIZED		1989 PROPERTY TAX	
GENERAL GOVERNMENT				STATE EQUALIZED TAX RATE 1.88	
Governing Body & Public Boards		1989 Property Taxes Collected	4,651,869.90	Local District School Taxes	2,509,465.56
Municipal Clerk		1989 Payments in Lieu of Taxes		Regional & Consolidated School Tax	
Financial Administration	45,997.00	Delinquent Tax & Lien Collections	133,762.21	School Taxes in Municipal Budget	
Assessment of Taxes	93,697.00	Business Personalty Replacement Taxes	177,822.96	County Taxes	1,330,946.87
Collection of Taxes	33,986.08	Taxes from Public Utilities	492,205.00	County Library Taxes	76,214.15
Planning, Housing & Development	8,917.00	Other Miscellaneous Tax Revenues		Local Municipal Purpose Taxes	740,000.00
Human Resources	37,853.80	State Aid Revenues	93,415.84	Veteran & Senior Citizen Taxes	145,000.00
Elections		Federal Aid Revenues		Total Taxes for Rate Computation	4,801,626.58
General Administration (other)	261,321.00	State and Local Fiscal Assistance Act Utilized		Special District Taxes	182,620.00
JUDICIARY		Sale of Acquired Property		Bank Corp. Taxes	
Municipal Courts	33,446.93	Other Miscellaneous Revenues	606,129.10	Added and Omitted Taxes	36,631.94
PUBLIC SAFETY		Total	6,211,205.01	Total Taxes Levied - ABSTRACT	4,875,878.52
Fire Protection	600.00	Prior Years Surplus Appropriated	550,000.00	Total Taxes Billed	4,875,878.52
Police Protection	507,290.40	REVENUES TOTAL	6,761,205.01	1989 TAXES COLLECTED	4,651,869.90
Civil Defense & Disaster Control	300.00	Reserve For Uncollected Taxes	216,150.00	1989 Taxes Cancelled, Abated or Adjusted	
Environmental Inspection & Control	13,638.00	CAPITAL OUTLAY TOTAL	718,100.00	Transfer to Tax Title Liens or Foreclosed	
Other Public Safety		Public Enterprises		Balance Outstanding Dec. 31, 1989	224,008.62
PUBLIC WORKS		Recreation-Culture	7,422.84	PRIOR YEARS TAXES OUTSTANDING	
Streets and Drainage	247,616.92	Public Works	710,112.16	Balance January 1, 1989	234,431.72
Sewers and Sewage Processing		Buildings and Grounds	565.00	Collected in 1989	167,095.50
Gorbage and Trash Disposal	341,816.50	Library and Education		Cancelled, Abated or Adjusted 1989	
Public Buildings and Grounds	32,750.00	Conservation		Transfers to Tax Title Liens or Foreclosed	
Other Public Works		All Other		Balance December 31, 1989	67,336.22
HEALTH and WELFARE		CAPITAL DEBT AUTHORIZED, DECEMBER 31, 1989		TAX TITLE LIENS OUTSTANDING	
Health Services Except Environmental	4,128.00	ISSUED AND UNISSUED		Balance January 1, 1989	19,755.26
Welfare-Public Assistance	14,536.00	School	215,000	Transfer From Taxes	
Hospital, Clinics, First Aid		Self-Liquidating		Redeemed in 1989	16,666.71
Animal, Insect, & Rodent Control	5,500.00	Other	3,586,360	Cancelled, Abated or Adjusted (1989)	
Other Welfare Services		Total	3,801,360	Transfers to Foreclosed Property	
RECREATION and CONSERVATION		ISSUED AND OUTSTANDING		Balance December 31, 1989	3,088.55
Beaches and Boardwalks		School	215,000.00	PROPERTY ACQUIRED BY DEED OR FORECLOSURE	
Parks, Playgrounds, Shade Trees	17,450.00	Self-Liquidating		Balance January 1, 1989	12,630.00
Land Reclamation & Conservation	27,065.97	Other	3,179,000.00	Transfers From Taxes or Liens	
Other Recreational Services	4,650.00	Total	3,394,000.00	Sale for Cash (1989)	
EDUCATION (excluding schools)		EQUALIZED VALUATION BASIS FOR NET DEBT COMPUTATION	213,386,823	Cancelled, Abated or Adjusted (1989)	
Libraries	20,000.00	REAL PROPERTY VALUATIONS		Balance December 31, 1989	12,630.00
Other Educational Services		Code Class # of Parcels % VAL'N ASSESSED VALUATION		CURRENT FINANCES DECEMBER 31, 1989	
STATUTORY EXPENDITURES		1 Vacant Land 135 1.18 1,380,600.00		ASSETS	
Pensions & F. L. C. A.	137,738.15	2 Residential 2374 77.73 91,071,400.00		Cash Dec. 31, 1989	1,859,958.33
Employee Fringe Benefits	116,530.00	3 Farm 9.21 10,789,200.00		Taxes Receivable	291,344.84
Other Statutory Expenditures	7,300.00	4a Commercial 24 8.87 10,390,000.00		Tox Title Liens	3,088.55
CETA And Other Public Employment Programs		4c Apartments 17 3.02 3,532,500.00		Foreclosed Property	12,630.00
MUNICIPAL FUNCTIONS TOTAL	2,021,288.75	Total 2708 117,163,700.00		Emergencies & Other Deferred Charges	116,600.00
CAPITAL IMPROVEMENTS *MEMO*		Land Area 1.54 Sq. Miles		State and Federal Aid Receivable	
DEBT SERVICE		Net Valuation Taxable-Municipal	118,410,971	Other Receivables	4,546.96
Principal Payments	110,000.00	Net Valuation Taxable-County	228,550,793	Total	2,288,168.68
Interest Payments	240,097.00	State Equalized Valuation	245,592,839	LIABILITIES, RESERVES, AND SURPLUS	
DEFERRED CHARGES		State Equalization Ratio	47.95	Cash Liabilities	1,500,851.59
SCHOOL, COUNTY, SPECIAL DISTRICT TAXES	4,099,246.58			Reserves for Receivables	311,610.35
RESERVE FOR UNCOLLECTED TAXES	216,150.00			Surplus Dec. 31, 1989	475,706.74
EXPENDITURES TOTAL	6,729,657.33			Total	2,288,168.68

0331

Population 1980 3,068
 Population 1990 2,775
 S & P Rating
 Moody Rating BAA1

General Tax Rate Per \$100. 2.90
 State Equalized Tax Rate 2.11

RIVERTON BOROUGH - BURLINGTON CO.
 Form of Government:
 Borough Council
 Number of Members on Governing Body - 6

PER CAPITA: PER CENT:
 Gross Debt 519.19 Gross Debt 1.25
 Net Debt 507.66 Net Debt 1.22
 Debt Service 59.95 Tax Levy Collected 97.76
 Total Tax Levy 992.08 Tax Levy Cancelled, Abated
 Municipal Expenditures 543.75 or Adjusted .04

EXPENDITURES		REVENUES-REALIZED		1989 PROPERTY TAX	
GENERAL GOVERNMENT		REVENUES-REALIZED		STATE EQUALIZED TAX RATE <u>2.97</u>	
Governing Body & Public Boards		1989 Property Taxes Collected	2,682,501.91	Local District School Taxes	1,260,490.00
Municipal Clerk		1989 Payments in Lieu of Taxes		Regional & Consolidated School Tax	
Financial Administration	28,712.83	Delinquent Tax & Lien Collections	43,780.36	School Taxes in Municipal Budget	
Assessment of Taxes	24,035.00	Business Personalty Replacement Taxes	15,291.92	County Taxes	700,770.10
Collection of Taxes	9,750.00	Taxes from Public Utilities	162,417.00	County Library Taxes	40,098.56
Planning, Housing & Development	5,523.14	Other Miscellaneous Tax Revenues		Local Municipal Purpose Taxes	730,037.74
Human Resources		State Aid Revenues	119,742.64	Veteran & Senior Citizen Taxes	25,900.00
Elections		Federal Aid Revenues		Total Taxes for Rate Computation	2,757,296.40
General Administration (other)	164,225.26	State and Local Fiscal Assistance Act Utilized		Special District Taxes	
JUDICIARY		Sole of Acquired Property		Bank Corp. Taxes	
Municipal Courts	13,232.03	Other Miscellaneous Revenues	430,337.40	Added and Omitted Taxes	21,624.16
PUBLIC SAFETY		Total	3,454,071.23	Total Taxes Levied - ABSTRACT	2,753,020.56
Fire Protection	47,198.10	Prior Years Surplus Appropriated	85,000.00	Total Taxes Billed	2,744,090.12
Police Protection	243,322.00	REVENUES TOTAL	3,539,071.23	1989 TAXES COLLECTED	2,682,501.91
Civil Defense & Disaster Control	550.00	Reserve For Uncollected Taxes	84,901.13	1989 Taxes Cancelled, Abated or Adjusted	974.07
Environmental Inspection & Control	11,343.03	CAPITAL OUTLAY TOTAL	319,674.12	Transfer to Tax Title Liens or Foreclosed	7,038.78
Other Public Safety		Public Enterprises		Balance Outstanding Dec. 31, 1989	53,575.36
PUBLIC WORKS		Recreation-Culture		PRIOR YEARS TAXES OUTSTANDING	
Streets and Drainage	194,916.38	Public Works	131,954.21	Balance January 1, 1989	52,297.96
Sewers and Sewage Processing	142,318.57	Buildings and Grounds	137,719.91	Collected in 1989	33,665.36
Garbage and Trash Disposal	196,110.90	Library and Education		Cancelled, Abated or Adjusted 1989	47.00
Public Buildings and Grounds	2,000.00	Conservation		Transfers to Tax Title Liens or Foreclosed	8,364.58
Other Public Works	2,735.00	All Other		Balance December 31, 1989	10,221.02
HEALTH and WELFARE		CAPITAL DEBT AUTHORIZED, DECEMBER 31, 1989		TAX TITLE LIENS OUTSTANDING	
Health Services Except Environmental	3,210.00	ISSUED AND UNISSUED		Balance January 1, 1989	
Welfare-Public Assistance	1,650.00	Schaal	32,000	Transfer From Taxes	17,237.06
Hospital, Clinics, First Aid		Self-Liquidating		Redeemed in 1989	
Animal, Insect, & Rodent Control		Other	1,408,750	Cancelled, Abated or Adjusted (1989)	
Other Welfare Services		Total	1,440,750	Transfers to Foreclosed Property	
RECREATION and CONSERVATION		ISSUED AND OUTSTANDING		Balance December 31, 1989	17,237.06
Beaches and Boardwalks		Schaal	32,000.00	PROPERTY ACQUIRED BY DEED OR FORECLOSURE	
Parks, Playgrounds, Shade Trees	21,750.00	Self-Liquidating		Balance January 1, 1989	2,300.00
Land Reclamation & Conservation		Other	1,394,500.00	Transfers From Taxes or Liens	
Other Recreational Services	7,530.00	Total	1,426,500.00	Sale for Cash (1989)	
EDUCATION (excluding schools)		EQUALIZED VALUATION BASIS FOR NET DEBT COMPUTATION	115,136,686	Cancelled, Abated or Adjusted (1989)	
Libraries	5,000.00	REAL PROPERTY VALUATIONS		Balance December 31, 1989	2,300.00
Other Educational Services		Code Class # of Parcels % VAL'N ASSESSED VALUATION		CURRENT FINANCES DECEMBER 31, 1989	
STATUTORY EXPENDITURES		1 Vacant Land 34 .93 922,700.00		ASSETS	
Pensions & F. I. C. A.	64,903.43	2 Residential 870 39.55 34,099,300.00		Cash Dec. 31, 1989	975,181.03
Employee Fringe Benefits	50,425.60	3 Farm 44 6.35 5,679,700.00		Taxes Receivable	63,796.38
Other Statutory Expenditures	100.00	4a Commercial 1 .88 329,200.00		Tax Title Liens	17,237.06
CETA And Other Public Employment Programs		4c Apartments 10 2.53 2,379,600.00		Foreclosed Property	2,300.00
MUNICIPAL FUNCTIONS TOTAL	1,252,641.43	Total 959 72.71 93,910,500.00		Emergencies & Other Deferred Charges	53,125.32
CAPITAL IMPROVEMENTS * MEMO *	30,000.00	Land Area .70 Sq. Miles		State and Federal Aid Receivable	85,000.00
DEBT SERVICE		Net Valuation Taxable-Municipal	94,227,225	Other Receivables	14,318.93
Principal Payments	105,100.00	Net Valuation Taxable-County	120,247,453	Total	1,210,958.72
Interest Payments	61,253.13	State Equalized Valuation	129,474,337	LIABILITIES, RESERVES, AND SURPLUS	
DEFERRED CHARGES	5,000.00	State Equalization Ratio	72.71	Cash Liabilities	361,405.28
SCHOOL, COUNTY, SPECIAL DISTRICT TAXES	2,001,358.66			Reserves for Receivables	97,652.37
RESERVE FOR UNCOLLECTED TAXES	84,901.13			Surplus Dec. 31, 1989	251,901.07
EXPENDITURES TOTAL	3,510,259.40			Total	1,210,958.72

ROCHELLE PARK TOWNSHIP - BERGEN CO.

Population 1980 5,503
 Population 1990 5,527
 S & P Rating
 Moody Rating

General Tax Rate Per \$100. 1.85
 State Equalized Tax Rate 1.33

Form of Government:
 Township Committee

Number of Members on Governing Body - 5

PER CAPITA:
 Gross Debt 111.65
 Net Debt 111.65
 Debt Service 20.57
 Total Tax Levy 1,354.59
 Municipal Expenditures 728.35

PER CENT:
 Gross Debt .13
 Net Debt .13
 Tax Levy Collected 96.74
 Tax Levy Cancelled, Abated or Adjusted .51

EXPENDITURES		REVENUES-REALIZED		1989 PROPERTY TAX	
GENERAL GOVERNMENT		REVENUES-REALIZED		STATE EQUALIZED TAX RATE	
Governing Body & Public Boards		1989 Property Taxes Collected	7,350,595.02	Lacol District Schaal Taxes	0.63
Municipal Clerk	63,300.00	1989 Payments in Lieu of Taxes		Regional & Consolidated Schaal Tax	
Financial Administration	97,850.00	Delinquent Tax & Lien Collections	168,907.46	Schaal Taxes in Municipal Budget	
Assessment of Taxes	7,200.00	Business Personalty Replacement Taxes	94,641.56	County Taxes	0.22
Collection of Taxes	32,100.00	Taxes from Public Utilities	404,916.00	County Library Taxes	
Planning, Housing & Development	37,655.00	Other Miscellaneous Tax Revenues		Lacol Municipal Purpose Taxes	0.47
Human Resources	97,771.52	State Aid Revenues	77,686.50	Veteran & Senior Citizen Taxes	
Elections		Federal Aid Revenues		Total Taxes for Rote Computation	1.32
General Administration (other)	377,358.00	State and Local Fiscal Assistance Act Utilized		Special District Taxes	
JUDICIARY		Sale of Acquired Property		Bank Corp. Taxes	
Municipal Courts	49,200.00	Other Miscellaneous Revenues	456,478.71	Added and Omitted Taxes	15,174.01
PUBLIC SAFETY		Total	8,553,226.25	Total Taxes Levied - ABSTRACT	7,568,104.79
Fire Protection	107,918.28	Prior Years Surplus Appropriated	575,000.00	Total Taxes Billed	7,598,438.88
Police Protection	1,044,313.15	REVENUES TOTAL	9,128,226.25	1989 TAXES COLLECTED	7,350,596.02
Civil Defense & Disaster Control	500.00	Reserve For Uncollected Taxes	300,835.72	1989 Taxes Cancelled, Abated or Adjusted	39,029.45
Environmental Inspection & Control	56,620.00	CAPITAL OUTLAY TOTAL	94,013.28	Transfer to Tax Title Liens or Foreclosed	
Other Public Safety		Public Enterprises		Balance Outstanding Dec. 31, 1989	208,813.41
PUBLIC WORKS		Recreation-Culture	2,394.35	PRIOR YEARS TAXES OUTSTANDING	
Streets and Drainage	70,500.00	Public Works	44,085.69	Balance January 1, 1989	180,395.52
Sewers and Sewage Processing	298,512.00	Buildings and Grounds	47,533.24	Collected in 1989	168,907.46
Garbage and Trash Disposal	443,000.00	Library and Education		Cancelled, Abated or Adjusted 1989	8,296.45
Public Buildings and Grounds	109,000.00	Conservation		Transfers to Tax Title Liens or Foreclosed	
Other Public Works	171,000.00	All Other		Balance December 31, 1989	3,191.61
HEALTH and WELFARE		CAPITAL DEBT AUTHORIZED, DECEMBER 31, 1989		TAX TITLE LIENS OUTSTANDING	
Health Services Except Environmental	32,416.00	ISSUED AND UNISSUED		Balance January 1, 1989	
Welfare-Public Assistance	15,500.00	Schaal		Transfer From Taxes	
Hospital, Clinics, First Aid		Self-Liquidating		Redeemed in 1989	
Animal, Insect, & Radent Control	500.00	Other		Cancelled, Abated or Adjusted (1989)	
Other Welfare Services		Total	623,792	Transfers to Foreclosed Property	
RECREATION and CONSERVATION		NET DEBT	623,792	Balance December 31, 1989	
Beaches and Boardwalks		ISSUED AND OUTSTANDING		PROPERTY ACQUIRED BY DEED OR FORECLOSURE	
Parks, Playgrounds, Shade Trees	10,500.00	School		Balance January 1, 1989	5,850.00
Land Reclamation & Conservation	115,973.82	Self-Liquidating		Transfers From Taxes or Liens	
Other Recreational Services	20,632.00	Other		Sale for Cash (1989)	
EDUCATION (excluding schools)		Total		Cancelled, Abated or Adjusted (1989)	
Libraries	30,000.00	EQUALIZED VALUATION BASIS FOR NET DEBT COMPUTATION	476,327,479	Balance December 31, 1989	5,850.00
Other Educational Services		REAL PROPERTY VALUATIONS		CURRENT FINANCES DECEMBER 31, 1989	
STATUTORY EXPENDITURES		Code Class # of Parcels % VAL'N		ASSETS	
Pensions & F. L. C. A.	214,017.18	1 Vacant Land 74 1.47	5,559,700.00	Cash Dec. 31, 1989	2,063,490.39
Employee Fringe Benefits		2 Residential 1718 61.05	230,535,300.00	Taxes Receivable	212,005.02
Other Statutory Expenditures		3 Farm		Tax Title Liens	
CETA And Other Public Employment Programs		4a Commercial 114 27.78	104,903,300.00	Foreclosed Property	5,850.00
MUNICIPAL FUNCTIONS TOTAL	3,510,376.95	4b Industrial 32 8.04	30,377,000.00	Emergencies & Other Deferred Charges	56,513.99
CAPITAL IMPROVEMENTS * MEMO *		4c Apartments 3 1.65	6,229,700.00	State and Federal Aid Receivable	14,889.57
DEBT SERVICE		Total	377,605,000.00	Other Receivables	
Principal Payments	110,000.00	Land Area 1.10 Sq. Miles		Total	2,352,748.97
Interest Payments	4,950.00	Net Valuation Taxable-Municipal	409,906,209	LIABILITIES, RESERVES, AND SURPLUS	
DEFERRED CHARGES		Net Valuation Taxable-County	526,154,989	Cash Liabilities	1,321,147.58
SCHOOL, COUNTY, SPECIAL DISTRICT TAXES	4,876,204.38	State Equalized Valuation	558,067,012	Reserves for Receivables	217,855.02
RESERVE FOR UNCOLLECTED TAXES	300,835.72	State Equalization Ratio	71.82	Surplus Dec. 31, 1989	813,746.37
EXPENDITURES TOTAL	8,945,496.93			Total	2,352,748.97

Population 1980 6,852
 Population 1990 6,243
 S & P Rating
 Moody Rating A

General Tax Rate Per \$100. 7.55
 State Equalized Tax Rate 1.69

ROCKAWAY BOROUGH - MORRIS COUNTY

Form of Government:

Borough Council

Number of Members on Governing Body - 6

PER CAPITA:
 Gross Debt 454.43
 Net Debt 264.97
 Debt Service 57.27
 Total Tax Levy 1,252.60
 Municipal Expenditures 560.07

PER CENT:
 Gross Debt .70
 Net Debt .41
 Tax Levy Collected 97.14
 Tax Levy Cancelled, Abated or Adjusted

EXPENDITURES		REVENUES-REALIZED		1989 PROPERTY TAX	
GENERAL GOVERNMENT		REVENUES		STATE EQUALIZED TAX RATE	
Governing Body & Public Boards	600.00	1989 Property Taxes Collected	7,597,365.41	Local District School Taxes	.55
Municipal Clerk		1989 Payments in Lieu of Taxes	4,741.05	Regional & Consolidated School Tax	.41
Financial Administration	49,650.00	Delinquent Tax & Lien Collections	163,623.35	School Taxes in Municipal Budget	
Assessment of Taxes	18,960.00	Business Personalty Replacement Taxes	132,949.40	County Taxes	.24
Collection of Taxes	30,463.00	Taxes from Public Utilities	305,031.00	County Library Taxes	
Planning, Housing & Development	16,100.00	Other Miscellaneous Tax Revenues		Local Municipal Purpose Taxes	.48
Human Resources	24,944.06	State Aid Revenues	69,149.45	Veteran & Senior Citizen Taxes	
Elections		Federal Aid Revenues		Total Taxes for Rate Computation	1.68
General Administration (other)	317,345.19	State and Local Fiscal Assistance Act Utilized	187.09	Special District Taxes	
JUDICIARY		Sale of Acquired Property		Bank Corp. Taxes	
Municipal Courts	36,050.00	Other Miscellaneous Revenues	230,998.10	Added and Omitted Taxes	
PUBLIC SAFETY		TOTAL	9,603,064.86	Total Taxes Levied - ABSTRACT	7,619,955.91
Fire Protection	54,986.08	Prior Years Surplus Appropriated	500,000.00	Total Taxes Billed	7,821,167.78
Police Protection	578,228.25	REVENUES TOTAL	9,103,064.86	1989 TAXES COLLECTED	7,597,385.41
Civil Defense & Disaster Control	1,500.00	Reserve For Uncollected Taxes	448,243.03	1989 Taxes Cancelled, Abated or Adjusted	302.00
Environmental Inspection & Control	46,505.04	CAPITAL OUTLAY TOTAL	481,883.32	Transfer to Tax Title Liens or Foreclosed	17,709.50
Other Public Safety				Balance Outstanding Dec. 31, 1989	205,770.87
PUBLIC WORKS		Public Enterprises	59,993.54	PRIOR YEARS TAXES OUTSTANDING	
Streets and Drainage	255,729.00	Recreation-Culture	12,117.64	Balance January 1, 1989	234,333.66
Sewers and Sewage Processing	235,800.00	Public Works	2,275.00	Collected in 1989	154,118.04
Garbage and Trash Disposal	460,000.00	Buildings and Grounds	377,671.22	Cancelled, Abated or Adjusted 1989	
Public Buildings and Grounds	57,750.54	Library and Education	29,825.92	Transfers to Tax Title Liens or Foreclosed	80,696.20
Other Public Works	15,500.00	Conservation		Balance December 31, 1989	19.62
HEALTH and WELFARE		All Other		TAX TITLE LIENS OUTSTANDING	
Health Services Except Environmental	73,700.00	CAPITAL DEBT AUTHORIZED, DECEMBER 31, 1989		Balance January 1, 1989	102,660.01
Welfare-Public Assistance	3,000.00	ISSUED AND UNISSUED		Transfer From Taxes	226,298.57
Hospital, Clinics, First Aid		GROSS DEBT		Redeemed in 1989	9,503.31
Animal, Insect, & Rodent Control		School	249,339	Cancelled, Abated or Adjusted (1989)	
Other Welfare Services		Self-Liquidating	782,400	Transfers to Foreclosed Property	
RECREATION and CONSERVATION		Other	1,905,190	Balance December 31, 1989	319,453.27
Beaches and Boardwalks		Total	2,836,930	PROPERTY ACQUIRED BY DEED OR FORECLOSURE	
Parks, Playgrounds, Shade Trees		ISSUED AND OUTSTANDING		Balance January 1, 1989	64,600.00
Land Reclamation & Conservation	2,600.00	School	139,330.27	Transfers From Taxes or Liens	
Other Recreational Services	76,700.00	Self-Liquidating	733,000.00	Sale for Cash (1989)	
EDUCATION (excluding schools)		Other	1,571,215.00	Cancelled, Abated or Adjusted (1989)	
Libraries	74,500.00	Total	2,442,545.27	Balance December 31, 1989	64,300.00
Other Educational Services		EQUALIZED VALUATION BASIS FOR NET DEBT COMPUTATION	406,734,599	CURRENT FINANCES DECEMBER 31, 1989	
STATUTORY EXPENDITURES		REAL PROPERTY VALUATIONS		ASSETS	
Pensions & F. L. C. A.	137,807.01	Code Class # of Parcels % VAL'N		Cash Dec. 31, 1989	1,358,527.46
Employee Fringe Benefits	74,000.00	1 Vacant Land 141 1.90	1,954,100.00	Taxes Receivable	205,790.49
Other Statutory Expenditures	7,000.00	2 Residential 1744 63.61	65,433,900.00	Tax Title Liens	319,453.27
CETA And Other Public Employment Programs		3 Farm		Foreclosed Property	64,300.00
MUNICIPAL FUNCTIONS TOTAL	2,649,419.17	4a Commercial 162 19.30	19,850,200.00	Emergencies & Other Deferred Charges	71,981.31
CAPITAL IMPROVEMENTS *MEMO*	25,000.00	4b Industrial 26 9.91	10,191,200.00	State and Federal Aid Receivable	3,053.70
DEBT SERVICE		4c Apartments 19 5.29	5,436,800.00	Other Receivables	16,821.89
Principal Payments	241,455.00	Total 2092	102,866,200.00	Total	2,040,433.12
Interest Payments	115,049.22	Land Area 2.00 Sq. Miles		LIABILITIES, RESERVES, AND SURPLUS	
DEFERRED CHARGES	41,339.67	Net Valuation Taxable-Municipal	103,231,559	Cash Liabilities	612,623.53
SCHOOL, COUNTY, SPECIAL DISTRICT TAXES	5,580,617.57	Net Valuation Taxable-County	514,797,503	Reserves for Receivables	606,565.65
RESERVE FOR UNCOLLECTED TAXES	443,243.03	State Equalized Valuation	460,255,423	Surplus Dec. 31, 1989	620,938.94
EXPENDITURES TOTAL	9,077,131.66	State Equalization Ratio	22.37	Total	2,040,433.12

Population 1980 19,850
 Population 1990 19,572
 S & P Rating A+
 Moody Rating A1

General Tax Rate Per \$100. 3.25
 State Equalized Tax Rate 1.92

ROCKAWAY TWP. - MORRIS CO.

Form of Government:

Mayor-Council Plan F (OMCL 50)

Number of Members on Governing Body - 9

PER CAPITA: PER CENT:
 Gross Debt 1,542.73 Gross Debt 1.99
 Net Debt 1,074.48 Net Debt 1.32
 Debt Service 73.16 Tax Levy Collected 97.85
 Total Tax Levy 1,674.52 Tax Levy Cancelled, Abated
 Municipal Expenditures 676.26 or Adjusted .17

EXPENDITURES		REVENUES-REALIZED		1989 PROPERTY TAX	
GENERAL GOVERNMENT		1989 Property Taxes Collected 32,093,629.23		STATE EQUALIZED TAX RATE	
Governing Body & Public Boards		1989 Payments in Lieu of Taxes		Local District School Taxes .75	12,729,812.33
Municipal Clerk		Delinquent Tax & Lien Collections 608,050.43		Regional & Consolidated School Tax .41	6,393,417.85
Financial Administration 191,298.00		Business Personalty Replacement Taxes 267,109.08		Schaal Taxes in Municipal Budget	
Assessment of Taxes 123,020.00		Taxes from Public Utilities 903,181.00		County Taxes .24	4,118,239.41
Collection of Taxes 110,438.00		Other Miscellaneous Tax Revenues		County Library Taxes	
Planning, Housing & Development 143,497.00		State Aid Revenues 202,551.61		Local Municipal Purpose Taxes .51	8,609,395.13
Human Resources 84,864.00		Federal Aid Revenues		Veteran & Senior Citizen Taxes	102,750.00
Elections 5,600.00		State and Local Fiscal Assistance Act Utilized		Total Taxes for Rate Computation 1.91	32,453,004.77
General Administration (other) 1,620,335.00		Sale of Acquired Property		Special District Taxes	
JUDICIARY		Other Miscellaneous Revenues 2,184,153.02		Bank Corp. Taxes	
Municipal Courts 217,137.00		Total 36,183,674.02		Added and Omitted Taxes	422,392.28
PUBLIC SAFETY		Prior Years Surplus Appropriated 1,425,000.00		Total Taxes Levied - ABSTRACT	32,773,747.05
Fire Protection 429,339.69		REVENUES TOTAL 37,608,674.37		Total Taxes Billed	32,797,507.00
Police Protection 2,403,903.43		Reserve For Uncollected Taxes 1,100,000.00		1989 TAXES COLLECTED	32,093,629.23
Civil Defense & Disaster Control 14,800.00		CAPITAL OUTLAY TOTAL 2,024,958.63		1989 Taxes Cancelled, Abated or Adjusted	54,924.06
Environmental Inspection & Control 174,064.00		Public Enterprises 667,674.43		Transfer to Tax Title Liens or Foreclosed	2,844.75
Other Public Safety		Recreation-Culture 15.00		Balance Outstanding Dec. 31, 1989	556,108.96
PUBLIC WORKS		Public Works 647,457.11		PRIOR YEARS TAXES OUTSTANDING	
Streets and Drainage 1,190,955.00		Buildings and Grounds 709,812.09		Balance January 1, 1989	453,483.89
Sewers and Sewage Processing		Library and Education		Collected in 1989	381,596.14
Garbage and Trash Disposal 228,200.00		Conservation		Cancelled, Abated or Adjusted 1989	44,311.09
Public Buildings and Grounds 108,373.00		All Other		Transfers to Tax Title Liens or Foreclosed	23,957.16
Other Public Works 85,000.00		CAPITAL DEBT AUTHORIZED, DECEMBER 31, 1989		Balance December 31, 1989	3,619.50
HEALTH and WELFARE		ISSUED AND UNISSUED		TAX TITLE LIENS OUTSTANDING	
Health Services Except Environmental 425,558.00		Schaal 4,710,203		Balance January 1, 1989	843,321.58
Welfare-Public Assistance 12,535.00		Self-Liquidating 1,254,111		Transfer From Taxes	120,150.23
Hospital, Clinics, First Aid		Other 24,230,050		Redeemed in 1989	226,454.29
Animal, Insect, & Rodent Control 24,545.00		Total 30,194,364		Cancelled, Abated or Adjusted (1989)	10,021.57
Other Welfare Services		ISSUED AND OUTSTANDING		Transfers to Foreclosed Property	
RECREATION and CONSERVATION		School 4,710,203.61		Balance December 31, 1989	727,495.95
Beaches and Boardwalks		Self-Liquidating 527,361.00		PROPERTY ACQUIRED BY DEED OR	
Parks, Playgrounds, Shade Trees 313,381.00		Other 18,217,500.00		FORECLOSURE	
Land Reclamation & Conservation 139,402.00		Total 23,455,064.61		Balance January 1, 1989	474,700.00
Other Recreational Services 277,561.00		EQUALIZED VALUATION BASIS		Transfers From Taxes or Liens	
EDUCATION (excluding schools)		FOR NET DEBT COMPUTATION 1,520,351,323		Sale for Cash (1989)	
Libraries 490,281.00		REAL PROPERTY VALUATIONS		Cancelled, Abated or Adjusted (1989)	
Other Educational Services 2,500.00		Code Class # of Parcels % VAL'N ASSESSED VALUATION		Balance December 31, 1989	474,700.00
STATUTORY EXPENDITURES		1 Vacant Land 1170 9.61 95,450,450.00		CURRENT FINANCES DECEMBER 31, 1989	
Pensions & F. L. C. A. 725,272.00		2 Residential 6581 64.70 642,736,550.00		ASSETS	
Employee Fringe Benefits 713,000.00		3 Farm 21 .04 401,600.00		Cash Dec. 31, 1989	8,905,761.00
Other Statutory Expenditures 10,000.00		4a Commercial 119 16.86 167,462,583.00		Taxes Receivable	559,728.46
CETA And Other Public Employment Programs		4b Industrial 20 6.71 66,617,700.00		Tax Title Liens	727,495.95
MUNICIPAL FUNCTIONS TOTAL 10,330,004.12		4c Apartments 7 2.08 20,704,200.00		Foreclosed Property	474,700.00
CAPITAL IMPROVEMENTS *MEMO* 145,500.00		Total 7918 993,373,083.00		Emergencies & Other Deferred Charges	
DEBT SERVICE		Land Area 42.35 Sq. Miles		State and Federal Aid Receivable	3,702.37
Principal Payments 534,050.00		Net Valuation Taxable-Municipal 996,141,991		Other Receivables	77,433.45
Interest Payments 995,751.43		Net Valuation Taxable-County 1,884,032,647		Total	10,748,821.23
DEFERRED CHARGES 276,000.00		State Equalized Valuation 1,686,737,518		LIABILITIES, RESERVES, AND SURPLUS	
SCHOOL, COUNTY, SPECIAL DISTRICT TAXES 23,741,469.59		State Equalization Ratio 58.99		Cash Liabilities	6,126,563.80
RESERVE FOR UNCOLLECTED TAXES 1,100,000.00				Reserves for Receivables	1,839,357.86
EXPENDITURES TOTAL 36,977,275.14				Surplus Dec. 31, 1989	2,782,899.57
				Total	10,748,821.23

0255

Population 1980 192
 Population 1990 270
 S & P Rating
 Moody Rating A1

General Tax Rate Per \$100. 1.49
 State Equalized Tax Rate .35

ROCKLEIGH BOROUGH - BERGEN COUNTY

Form of Government:

Borough Council

Number of Members on Governing Body - 6

PER CAPITA:

Gross Debt 1,701.79
 Net Debt 1,701.79
 Debt Service 506.64
 Total Tax Levy 4,833.95
 Municipal Expenditures 3,111.27

PER CENT:

Gross Debt .18
 Net Debt .18
 Tax Levy Collected 99.00
 Tax Levy Cancelled, Abated or Adjusted

EXPENDITURES		REVENUES-REALIZED			1989 PROPERTY TAX	
GENERAL GOVERNMENT		REVENUES-REALIZED			STATE EQUALIZED TAX RATE	
Governing Body & Public Boards		1989 Property Taxes Collected	1,300,385.16	Local District School Taxes	.03	114,500.00
Municipal Clerk		1989 Payments in Lieu of Taxes		Regional & Consolidated School Tax		
Financial Administration	4,475.00	Delinquent Tax & Lien Collections	52,754.13	School Taxes in Municipal Budget		
Assessment of Taxes	23,370.00	Business Personalty Replacement Taxes	39,203.08	County Taxes	.17	630,086.92
Collection of Taxes	3,275.00	Taxes from Public Utilities	68,233.00	County Library Taxes		
Planning, Housing & Development	23,450.00	Other Miscellaneous Tax Revenues		Local Municipal Purpose Taxes	.15	556,447.46
Human Resources		State Aid Revenues		Veteran & Senior Citizen Taxes		2,200.00
Elections		Federal Aid Revenues		Total Taxes for Rate Computation	.35	1,303,234.38
General Administration (other)	152,496.76	State and Local Fiscal Assistance Act Utilized		Special District Taxes		
JUDICIARY		Sale of Acquired Property		Bank Corp. Taxes		
Municipal Courts	630.00	Other Miscellaneous Revenues	95,873.55	Added and Omitted Taxes		4,133.38
PUBLIC SAFETY		Total	1,556,503.92	Total Taxes Levied - ABSTRACT		1,305,167.76
Fire Protection	60,430.00	Prior Years Surplus Appropriated	75,000.00	Total Taxes Billed		1,313,479.96
Police Protection	204,152.00	REVENUES TOTAL	1,631,503.92	1989 TAXES COLLECTED		1,300,385.16
Civil Defense & Disaster Control		Reserve For Uncollected Taxes	77,467.17	1989 Taxes Cancelled, Abated or Adjusted		
Environmental Inspection & Control	14,440.00	CAPITAL OUTLAY TOTAL	47,641.51	Transfer to Tax Title Liens or Foreclosed		
Other Public Safety		Public Enterprises		Balance Outstanding Dec. 31, 1989		13,094.80
PUBLIC WORKS		Recreation-Culture	1,951.47	PRIOR YEARS TAXES OUTSTANDING		
Streets and Drainage	37,675.00	Public Works	44,355.04	Balance January 1, 1989		52,934.79
Sewers and Sewage Processing		Buildings and Grounds	1,335.00	Collected in 1989		52,754.13
Garbage and Trash Disposal	23,160.00	Library and Education		Cancelled, Abated or Adjusted 1989		34.70
Public Buildings and Grounds	33,725.00	Conservation		Transfers to Tax Title Liens or Foreclosed		
Other Public Works		All Other		Balance December 31, 1989		145.95
HEALTH and WELFARE		CAPITAL DEBT AUTHORIZED, DECEMBER 31, 1989		TAX TITLE LIENS OUTSTANDING		
Health Services Except Environmental	5,320.00	ISSUED AND UNISSUED		Balance January 1, 1989		
Welfare-Public Assistance	1,100.00	Schaal		Transfer From Taxes		
Hospital, Clinics, First Aid	600.00	Self-Liquidating		Redeemed in 1989		
Animal, Insect, & Radent Control	900.00	Other	459,434	Cancelled, Abated or Adjusted (1989)		
Other Welfare Services		Total	459,464	Transfers to Foreclosed Property		
RECREATION and CONSERVATION		ISSUED AND OUTSTANDING		Balance December 31, 1989		
Beaches and Boardwalks		Schaal		PROPERTY ACQUIRED BY DEED OR FORECLOSURE		
Parks, Playgrounds, Shade Trees		Self-Liquidating		Balance January 1, 1989		
Land Reclamation & Conservation		Other	391,000.00	Transfers From Taxes or Liens		
Other Recreational Services	1,300.00	Total	391,000.00	Sale for Cash (1989)		
EDUCATION (excluding schaal)		EQUALIZED VALUATION BASIS FOR NET DEBT COMPUTATION	255,292,071	Cancelled, Abated or Adjusted (1989)		
Libraries	1,000.00	REAL PROPERTY VALUATIONS		Balance December 31, 1989		
Other Educational Services		Code Class # of Parcels % VAL'N ASSESSED VALUATION		CURRENT FINANCES DECEMBER 31, 1989		
STATUTORY EXPENDITURES		1 Vacant Land 21 2.15 1,331,900.00		ASSETS		
Pensions & F. L. C. A.	5,667.00	2 Residential 62 14.99 13,143,900.00		Cash Dec. 31, 1989		531,595.17
Employee Fringe Benefits		3 Farm 4 4.91 4,304,200.00		Taxes Receivable		13,240.76
Other Statutory Expenditures	425.00	4a Commercial 14 77.96 68,370,700.00		Tax Title Liens		
CETA And Other Public Employment Programs		4c Apartments 101 87,700,700.00		Foreclosed Property		
MUNICIPAL FUNCTIONS TOTAL	604,160.76	Total 101 23.44		Emergencies & Other Deferred Charges		38,100.00
CAPITAL IMPROVEMENTS * * * * *	10,000.00	Land Area 1.00 Sq. Miles		State and Federal Aid Receivable		410.00
DEBT SERVICE		Net Valuation Taxable-Municipal	87,875,609	Other Receivables		1,365.92
Principal Payments	115,000.00	Net Valuation Taxable-County	266,073,147	Total		584,711.85
Interest Payments	21,793.09	State Equalized Valuation	374,324,653	LIABILITIES, RESERVES, AND SURPLUS		
DEFERRED CHARGES		State Equalization Ratio	23.44	Cash Liabilities		340,053.90
SCHOOL, COUNTY, SPECIAL DISTRICT TAXES	744,536.92			Reserves for Receivables		14,606.68
RESERVE FOR UNCOLLECTED TAXES	77,467.17			Surplus Dec. 31, 1989		230,051.27
EXPENDITURES TOTAL	1,534,628.63			Total		584,711.85

ROCKY HILL BOROUGH - SOMERSET CO.

PER CAPITA:

PER CENT:

Population 1980 717
 Population 1990 693
 S & P Rating
 Moody Rating

General Tax Rate Per \$100. 2.40
 State Equalized Tax Rate 1.28

Form of Government:
 Borough Council

Number of Members on Governing Body - 6

Gross Debt 154.26 Gross Debt .20
 Net Debt 72.15 Net Debt .09
 Debt Service 12.70 Tax Levy Collected 96.72
 Total Tax Levy 1,049.57 Tax Levy Cancelled, Abated
 Municipal Expenditures 521.13 or Adjusted .08

EXPENDITURES		REVENUES-REALIZED		1989 PROPERTY TAX	
GENERAL GOVERNMENT		REVENUES		STATE EQUALIZED TAX RATE	
Governing Body & Public Boards		1989 Property Taxes Collected	704,655.43	Local District School Taxes	.59 337,907.00
Municipal Clerk		1989 Payments in Lieu of Taxes		Regional & Consolidated School Tax	
Financial Administration	13,660.00	Delinquent Tax & Lien Collections	22,050.25	School Taxes in Municipal Budget	
Assessment of Taxes	3,549.50	Business Personalty Replacement Taxes	26,014.44	County Taxes	.42 237,928.68
Collection of Taxes	5,460.00	Taxes from Public Utilities	54,935.00	County Library Taxes	.03 17,237.46
Planning, Housing & Development	27,000.00	Other Miscellaneous Tax Revenues		Local Municipal Purpose Taxes	.23 133,053.80
Human Resources		State Aid Revenues	4,818.36	Veteran & Senior Citizen Taxes	
Elections	500.00	Federal Aid Revenues		Total Taxes for Rate Computation	1.27 731,376.94
General Administration (other)	47,833.67	State and Local Fiscal Assistance Act Utilized		Special District Taxes	
JUDICIARY		Sale of Acquired Property		Bank Corp. Taxes	
Municipal Courts	5,600.00	Other Miscellaneous Revenues	55,743.25	Added and Omitted Taxes	
PUBLIC SAFETY		TOTAL	868,216.73	Total Taxes Levied - ABSTRACT	1,222.20
Fire Protection	22,894.00	Prior Years Surplus Appropriated	85,371.11	Total Taxes Billed	727,349.14
Police Protection	16,750.00	REVENUES	953,587.84	1989 TAXES COLLECTED	704,655.43
Civil Defense & Disaster Control	450.00	Reserve For Uncollected Taxes	50,000.00	1989 Taxes Cancelled, Abated or Adjusted	588.63
Environmental Inspection & Control	5,780.00	CAPITAL OUTLAY	96,226.00	Transfer to Tax Title Liens or Foreclosed	
Other Public Safety		Public Enterprises	22,500.00	Balance Outstanding Dec. 31, 1989	23,341.51
PUBLIC WORKS		Recreation-Culture		PRIOR YEARS TAXES OUTSTANDING	
Streets and Drainage	17,000.00	Public Works		Balance January 1, 1989	23,793.83
Sewers and Sewage Processing		Buildings and Grounds	73,726.00	Collected in 1989	22,050.25
Garbage and Trash Disposal	104,500.00	Library and Education		Cancelled, Abated or Adjusted 1989	1,191.96
Public Buildings and Grounds	9,500.00	Conservation		Transfers to Tax Title Liens or Foreclosed	
Other Public Works		All Other		Balance December 31, 1989	551.62
HEALTH and WELFARE		CAPITAL DEBT AUTHORIZED, DECEMBER 31, 1989		TAX TITLE LIENS OUTSTANDING	
Health Services Except Environmental	7,260.00	ISSUED AND UNISSUED		Balance January 1, 1989	
Welfare-Public Assistance	260.00	School		Transfer From Taxes	
Hospital, Clinics, First Aid		Self-Liquidating	56,900	Redeemed in 1989	
Animal, Insect, & Radent Control		Other	50,000	Cancelled, Abated or Adjusted (1989)	
Other Welfare Services		Total	106,900	Transfers to Foreclosed Property	
RECREATION and CONSERVATION		ISSUED AND OUTSTANDING		Balance December 31, 1989	
Beaches and Boardwalks		School		PROPERTY ACQUIRED BY DEED OR FORECLOSURE	
Parks, Playgrounds, Shade Trees		Self-Liquidating	56,000.00	Balance January 1, 1989	
Land Reclamation & Conservation		Other	50,000.00	Transfers From Taxes or Liens	
Other Recreational Services	5,000.00	Total	106,000.00	Sale for Cash (1989)	
EDUCATION (excluding schools)		EQUALIZED VALUATION BASIS FOR NET DEBT COMPUTATION	53,495,847	Cancelled, Abated or Adjusted (1989)	
Libraries	3,000.00	REAL PROPERTY VALUATIONS		Balance December 31, 1989	
Other Educational Services		Code Class # of Parcels % VAL'N		CURRENT FINANCES DECEMBER 31, 1989	
STATUTORY EXPENDITURES		1 Vacant Land 16 1.00		ASSETS	
Pensions & F. I. C. A.	4,500.00	2 Residential 247 36.68		Cash Dec. 31, 1989	169,438.71
Employee Fringe Benefits		3 Farm 7 .11		Taxes Receivable	23,893.13
Other Statutory Expenditures		4a Commercial 18 5.68		Tax Title Liens	
CETA And Other Public Employment Programs		4b Industrial 1 4.73		Foreclosed Property	
MUNICIPAL FUNCTIONS		4c Apartments 6 1.80		Emergencies & Other Deferred Charges	3,273.01
CAPITAL IMPROVEMENTS		Total 295		State and Federal Aid Receivable	1,220.65
DEBT SERVICE		Land Area = 60 Sq. Miles		Other Receivables	100,958.52
Principal Payments	3,332.70	Net Valuation Taxable-Municipal	30,306,807	Total	298,784.02
Interest Payments	467.30	Net Valuation Taxable-County	58,444,329	LIABILITIES, RESERVES, AND SURPLUS	
DEFERRED CHARGES		State Equalized Valuation	56,855,144	Cash Liabilities	143,038.54
SCHOOL, COUNTY, SPECIAL DISTRICT TAXES	593,073.14	State Equalization Ratio	53.25	Reserves for Receivables	74,325.66
RESERVE FOR UNCOLLECTED TAXES	50,000.00			Surplus Dec. 31, 1989	81,419.82
EXPENDITURES				Total	298,784.02
TOTAL	954,213.19				

Population 1980 835
 Population 1990 884
 S & P Rating
 Moody Rating

General Tax Rate Per \$100 4.17
 State Equalized Tax Rate 2.28

Roosevelt Borough - Monmouth Co.

Form of Government:

Borough Council

Number of Members on Governing Body - 6

PER CAPITA:
 Gross Debt 1,214.99
 Net Debt
 Debt Service 11.31
 Total Tax Levy 1,123.36
 Municipal Expenditures 344.39

PER CENT:
 Gross Debt 2.86
 Net Debt
 Tax Levy Collected 96.96
 Tax Levy Cancelled, Abated or Adjusted .10

EXPENDITURES		REVENUES-REALIZED		1989 PROPERTY TAX	
GENERAL GOVERNMENT		REVENUES-REALIZED		STATE EQUALIZED TAX RATE	
Governing Body & Public Boards		1989 Property Taxes Collected	962,883.58	Local District School Taxes	1.56
Municipal Clerk		1989 Payments in Lieu of Taxes		Regional & Consolidated School Tax	679,590.00
Financial Administration	10,915.00	Delinquent Tax & Lien Collections	31,646.05	School Taxes in Municipal Budget	
Assessment of Taxes	2,225.00	Business Personalty Replacement Taxes	4,603.67	County Taxes	.40 *
Collection of Taxes	7,740.00	Taxes from Public Utilities	53,749.00	County Library Taxes	.01
Planning, Housing & Development	4,130.00	Other Miscellaneous Tax Revenues		Local Municipal Purpose Taxes	.30
Human Resources		State Aid Revenues	10,246.00	Veteran & Senior Citizen Taxes	
Elections		Federal Aid Revenues		Total Taxes far Rate Computation	2.27
General Administration (other)	95,121.45	State and Local Fiscal Assistance Act Utilized		Special District Taxes	
JUDICIARY		State and Local Fiscal Assistance Act Utilized		Bank Corp. Taxes	
Municipal Courts	4,000.00	Sale of Acquired Property		Added and Omitted Taxes	
PUBLIC SAFETY		Other Miscellaneous Revenues	51,842.10	Total Taxes Levied - ABSTRACT	4,621.20
Fire Protection	9,498.55	Total	1,124,970.40	Total Taxes Billed	993,124.06
Police Protection	7,550.00	Prior Years Surplus Appropriated	84,500.00	1989 TAXES COLLECTED	962,883.58
Civil Defense & Disaster Control	500.00	REVENUES TOTAL	1,209,470.40	1989 Taxes Cancelled, Abated or Adjusted	991.75
Environmental Inspection & Control	100.00	Reserve For Uncollected Taxes	34,500.00	Transfer to Tax Title Liens or Foreclosed	
Other Public Safety		CAPITAL OUTLAY TOTAL	267,882.76	Balance Outstanding Dec. 31, 1989	29,243.73
PUBLIC WORKS		CAPITAL OUTLAY TOTAL	267,882.76	PRIOR YEARS TAXES OUTSTANDING	
Streets and Drainage	39,139.30	Public Enterprises	265,817.76	Balance January 1, 1989	41,187.97
Sewers and Sewage Processing		Recreation-Culture		Collected in 1989	31,040.05
Garbage and Trash Disposal	45,600.00	Public Works		Cancelled, Abated or Adjusted 1989	
Public Buildings and Grounds	22,600.00	Buildings and Grounds	2,065.00	Transfers to Tax Title Liens or Foreclosed	
Other Public Works		Library and Education		Balance December 31, 1989	9,541.92
HEALTH and WELFARE		Conservation		TAX TITLE LIENS OUTSTANDING	
Health Services Except Environmental		All Other		Balance January 1, 1989	
Welfare-Public Assistance		CAPITAL DEBT AUTHORIZED, DECEMBER 31, 1989		Transfer From Taxes	
Hospital, Clinics, First Aid		ISSUED AND UNISSUED		Redeemed in 1989	
Animal, Insect, & Rodent Control		School		Cancelled, Abated or Adjusted (1989)	
Other Welfare Services		Self-Liquidating	1,074,047	Transfers to Foreclosed Property	
RECREATION and CONSERVATION		Other		Balance December 31, 1989	
Beaches and Boardwalks		Total	1,074,047	PROPERTY ACQUIRED BY DEED OR FORECLOSURE	
Parks, Playgrounds, Shade Trees	2,500.00	ISSUED AND OUTSTANDING		Balance January 1, 1989	
Land Reclamation & Conservation		School		Transfers From Taxes or Liens	
Other Recreational Services	375.00	Self-Liquidating	1,074,047.44	Sale for Cash (1989)	
EDUCATION (excluding schools)		Other		Cancelled, Abated or Adjusted (1989)	
Libraries	100.00	Total	1,074,047.44	Balance December 31, 1989	
Other Educational Services		EQUALIZED VALUATION BASIS FOR NET DEBT COMPUTATION	37,610,406	CURRENT FINANCES DECEMBER 31, 1989	
STATUTORY EXPENDITURES		REAL PROPERTY VALUATIONS		ASSETS	
Pensions & F. L. C. A.	6,650.00	Code Class # of Parcels % VAL'N		Cosh Dec. 31, 1989	466,343.94
Employee Fringe Benefits		1 Vacant Land 7 .30	188,200.00	Taxes Receivable	38,790.65
Other Statutory Expenditures	650.00	2 Residential 301 87.39	20,796,300.00	Tax Title Liens	
CETA And Other Public Employment Programs		3 Farm 18 3.45	815,860.00	Foreclosed Property	
MUNICIPAL FUNCTIONS TOTAL	259,946.36	4a Commercial 6 3.32	785,500.00	Emergencies & Other Deferred Charges	
CAPITAL IMPROVEMENTS *MEMO*	12,000.00	4b Industrial 3 1.58	373,900.00	State and Federal Aid Receivable	175.00
DEBT SERVICE		4c Apartments 1 2.97	702,900.00	Other Receivables	14,682.63
Principal Payments	10,000.00	Total	23,662,660.00	Total	519,992.22
Interest Payments		Land Area 1.93 Sq. Miles		LIABILITIES, RESERVES, AND SURPLUS	
DEFERRED CHARGES		Net Valuation Taxable-Municipal	23,722,168	Cash Liabilities	333,951.32
SCHOOL, COUNTY, SPECIAL DISTRICT TAXES	858,046.63	Net Valuation Taxable-County	40,606,369	Reserves for Receivables	53,473.28
RESERVE FOR UNCOLLECTED TAXES	34,500.00	State Equalized Valuation	43,397,713	Surplus Dec. 31, 1989	132,567.12
EXPENDITURES TOTAL	1,162,490.99	State Equalization Ratio	54.60	Total	519,992.22

*Includes County Health Service Taxes, County Vocational School Taxes, or County Open Space Tax. See Table 13.

0718

Population 1980 5,330
 Population 1990 4,847
 S & P Rating
 Moody Rating A1

General Tax Rate Per \$100. 5.57
 State Equalized Tax Rate 1.40

ROSELAND BOROUGH - ESSEX COUNTY

Form of Government:

Borough Council

Number of Members on Governing Body - 6

PER CAPITA:

Gross Debt 1,519.77 Gross Debt .88
 Net Debt 1,395.37 Net Debt .81
 Debt Service 160.44 Tax Levy Collected 98.70
 Total Tax Levy 2,912.92 Tax Levy Cancelled, Abated
 Municipal Expenditures 996.46 or Adjusted .80

EXPENDITURES		REVENUES-REALIZED		1989 PROPERTY TAX	
GENERAL GOVERNMENT		REVENUES		STATE EQUALIZED TAX RATE	
Governing Body & Public Boards		1989 Property Taxes Collected	13,951,621.08	Local District School Taxes	.18 1,922,940.50
Municipal Clerk		1989 Payments in Lieu of Taxes		Regional & Consolidated School Tax	.33 3,287,284.51
Financial Administration	41,339.41	Delinquent Tax & Lien Collections	76,291.67	School Taxes in Municipal Budget	
Assessment of Taxes	29,225.00	Business Personalty Replacement Taxes	1,027,872.20	County Taxes	.58 5,851,087.34
Collection of Taxes	3,900.00	Taxes from Public Utilities	626,553.29	County Library Taxes	
Planning, Housing & Development	86,625.00	Other Miscellaneous Tax Revenues		Local Municipal Purpose Taxes	.31 3,130,958.00
Human Resources	23,023.56	State Aid Revenues	58,078.95	Veteran & Senior Citizen Taxes	31,400.00
Elections	1,400.00	Federal Aid Revenues		Total Taxes for Rate Computation	1.40 14,124,270.45
General Administration (other)	713,835.00	State and Local Fiscal Assistance Act Utilized		Special District Taxes	
JUDICIARY		Sale of Acquired Property		Bank Corp. Taxes	
Municipal Courts	72,420.00	Other Miscellaneous Revenues	839,484.04	Added and Omitted Taxes	26,067.85
PUBLIC SAFETY		Total	15,714,816.23	Total Taxes Levied - ABSTRACT	14,118,938.30
Fire Protection	74,175.82	Prior Years Surplus Appropriated	213,087.00	Total Taxes Billed	14,134,910.29
Police Protection	1,035,173.82	REVENUES TOTAL	15,927,903.23	1989 TAXES COLLECTED	13,951,621.08
Civil Defense & Disaster Control	3,950.00	Reserve For Uncollected Taxes	135,335.00	1989 Taxes Cancelled, Abated or Adjusted	112,953.94
Environmental Inspection & Control	103,121.00	CAPITAL OUTLAY TOTAL	1,903,854.85	Transfer to Tax Title Liens or Foreclosed	158.76
Other Public Safety		Public Enterprises	352,901.83	Balance Outstanding Dec. 31, 1989	70,176.51
PUBLIC WORKS		Recreation-Culture	15,181.62	PRIOR YEARS TAXES OUTSTANDING	
Streets and Drainage	309,200.00	Public Works	182,378.87	Balance January 1, 1989	76,291.67
Sewers and Sewage Processing	67,720.00	Buildings and Grounds	1,222,770.36	Collected in 1989	76,291.67
Garbage and Trash Disposal	401,000.00	Library and Education	7,130,622.17	Cancelled, Abated or Adjusted 1989	
Public Buildings and Grounds	149,505.00	Conservation		Transfers to Tax Title Liens or Foreclosed	
Other Public Works		All Other		Balance December 31, 1989	
HEALTH and WELFARE		CAPITAL DEBT AUTHORIZED, DECEMBER 31, 1989		TAX TITLE LIENS OUTSTANDING	
Health Services Except Environmental	42,734.00	ISSUED AND UNISSUED		Balance January 1, 1989	2,182.14
Welfare-Public Assistance	20,970.00	School	603,001	Transfer From Taxes	158.76
Hospital, Clinics, First Aid		Self-Liquidating	1,246,148	Redeemed in 1989	
Animal, Insect, & Rodent Control	2,205.00	Other	5,517,194	Cancelled, Abated or Adjusted (1989)	
Other Welfare Services		Total	7,366,343	Transfers to Foreclosed Property	
RECREATION and CONSERVATION		ISSUED AND OUTSTANDING		Balance December 31, 1989	2,340.90
Beaches and Boardwalks		School	603,001.34	PROPERTY ACQUIRED BY DEED OR	
Parks, Playgrounds, Shade Trees	14,139.00	Self-Liquidating	1,181,820.00	FORECLOSURE	
Land Reclamation & Conservation	3,995.00	Other	5,138,000.00	Balance January 1, 1989	247,200.00
Other Recreational Services	96,439.00	Total	6,922,821.34	Transfers From Taxes or Liens	
EDUCATION (excluding schools)		EQUALIZED VALUATION BASIS		Sale for Cash (1989)	
Libraries	176,000.00	FOR NET DEBT COMPUTATION	838,039,551	Cancelled, Abated or Adjusted (1989)	
Other Educational Services	10,000.00	REAL PROPERTY VALUATIONS		Balance December 31, 1989	247,200.00
STATUTORY EXPENDITURES		Code Class # of Parcels % VAL'N ASSESSED VALUATION		CURRENT FINANCES DECEMBER 31, 1989	
Pensions & F. I. C. A.	249,759.00	1 Vacant Land 83 2.56 6,344,300.00		ASSETS	
Employee Fringe Benefits	173,800.00	2 Residential 1506 37.33 92,667,500.00		Cash Dec. 31, 1989	988,080.37
Other Statutory Expenditures	2,200.00	3 Farm 3 .03 78,800.00		Taxes Receivable	70,176.51
CETA And Other Public Employment Programs		4a Commercial 63 49.88 123,831,300.00		Tax Title Liens	2,340.90
MUNICIPAL FUNCTIONS TOTAL	3,916,854.61	4b Industrial 26 6.60 16,379,600.00		Foreclosed Property	247,200.00
CAPITAL IMPROVEMENTS *MEMO*	19,817.00	4c Apartments 1 3.61 8,949,800.00		Emergencies & Other Deferred Charges	
DEBT SERVICE		Total 1682 248,251,300.00		State and Federal Aid Receivable	117.81
Principal Payments	375,128.14	Land Area 3.58 Sq. Miles		Other Receivables	140,524.18
Interest Payments	402,505.36	Net Valuation Taxable-Municipal	248,833,200	Total	1,448,439.77
DEFERRED CHARGES		Net Valuation Taxable-County	908,982,321	LIABILITIES, RESERVES, AND SURPLUS	
SCHOOL, COUNTY, SPECIAL DISTRICT TAXES	10,961,912.45	State Equalized Valuation	1,004,834,732	Cash Liabilities	538,669.41
RESERVE FOR UNCOLLECTED TAXES	135,335.00	State Equalization Ratio	24.72	Reserves for Receivables	460,241.59
EXPENDITURES TOTAL	15,791,735.56			Surplus Dec. 31, 1989	449,528.77

2014

Population 1980 20,641
 Population 1990 20,314
 S & P Rating
 Moody Rating A

General Tax Rate Per \$100. 2.57
 State Equalized Tax Rate 2.49

ROSELLE BOROUGH - UNION COUNTY

Form of Government:

Borough Council

Number of Members on Governing Body - 6

PER CAPITA:

Gross Debt 187.67
 Net Debt 184.22
 Debt Service 23.63
 Total Tax Levy 1,046.47
 Municipal Expenditures 674.89

PER CENT:
 Gross Debt .52
 Net Debt .51
 Tax Levy Collected 95.20
 Tax Levy Cancelled, Abated or Adjusted 1.57

EXPENDITURES		REVENUES-REALIZED			1989 PROPERTY TAX	
GENERAL GOVERNMENT					STATE EQUALIZED TAX RATE	
Governing Body & Public Boards		1989 Property Taxes Collected			Local District School Taxes	1.03
Municipal Clerk		1989 Payments in Lieu of Taxes			Regional & Consolidated School Tax	
Financial Administration	14,500.00	Delinquent Tax & Lien Collections			School Taxes in Municipal Budget	
Assessment of Taxes	54,500.00	Business Personalty Replacement Taxes			County Taxes	.35
Collection of Taxes	143,500.00	Taxes from Public Utilities			County Library Taxes	
Planning, Housing & Development	12,300.00	Other Miscellaneous Tax Revenues			Local Municipal Purpose Taxes	1.09
Human Resources	214,257.46	State Aid Revenues			Veteran & Senior Citizen Taxes	
Elections		Federal Aid Revenues			Total Taxes for Rate Computation	2.47
General Administration (other)	985,700.00	State and Local Fiscal Assistance Act Utilized			Special District Taxes	
JUDICIARY		Sale of Acquired Property			Bank Corp. Taxes	
Municipal Courts	109,400.00	Other Miscellaneous Revenues			Added and Omitted Taxes	
PUBLIC SAFETY		Total			Total Taxes Levied - ABSTRACT	5,019.21
Fire Protection	1,384,413.21	Prior Years Surplus Appropriated			Total Taxes Billed	21,257,890.33
Police Protection	1,897,095.43	REVENUES TOTAL			1989 TAXES COLLECTED	20,309,886.28
Civil Defense & Disaster Control	11,300.00	Reserve For Uncollected Taxes			1989 Taxes Cancelled, Abated or Adjusted	335,242.92
Environmental Inspection & Control	111,600.00	CAPITAL OUTLAY TOTAL			Transfer to Tax Title Liens or Foreclosed	33,028.47
Other Public Safety		Total			Balance Outstanding Dec. 31, 1989	655,644.07
PUBLIC WORKS					PRIOR YEARS TAXES OUTSTANDING	
Streets and Drainage	946,675.00	Public Enterprises			Balance January 1, 1989	543,888.51
Sewers and Sewage Processing	1,006,647.00	Recreation—Culture			Collected in 1989	517,156.21
Garbage and Trash Disposal	2,566,000.00	Public Works			Cancelled, Abated or Adjusted 1989	2,512.77
Public Buildings and Grounds	42,150.00	Buildings and Grounds			Transfers to Tax Title Liens or Foreclosed	10,547.14
Other Public Works	47,000.00	Library and Education			Balance December 31, 1989	13,672.39
HEALTH and WELFARE		Conservation			TAX TITLE LIENS OUTSTANDING	
Health Services Except Environmental	134,935.00	All Other			Balance January 1, 1989	92,292.75
Welfare—Public Assistance	63,000.00	CAPITAL DEBT AUTHORIZED, DECEMBER 31, 1989			Transfer From Taxes	46,307.58
Hospital, Clinics, First Aid		ISSUED AND UNISSUED			Redeemed in 1989	12,200.77
Animal, Insect, & Rodent Control	3,000.00	School			Cancelled, Abated or Adjusted (1989)	
Other Welfare Services		Self-Liquidating			Transfers to Foreclosed Property	
RECREATION and CONSERVATION		Other			Balance December 31, 1989	126,399.56
Beaches and Boardwalks		Total			PROPERTY ACQUIRED BY DEED OR FORECLOSURE	
Parks, Playgrounds, Shade Trees	52,000.00	ISSUED AND OUTSTANDING			Balance January 1, 1989	431,021.65
Land Reclamation & Conservation	156,825.00	School			Transfers From Taxes or Liens	
Other Recreational Services	51,440.00	Self-Liquidating			Sale for Cash (1989)	48,295.65
EDUCATION (excluding schools)		Other			Cancelled, Abated or Adjusted (1989)	
Libraries	211,402.00	Total			Balance December 31, 1989	382,726.00
Other Educational Services		EQUALIZED VALUATION BASIS			CURRENT FINANCES DECEMBER 31, 1989	
STATUTORY EXPENDITURES		FOR NET DEBT COMPUTATION			ASSETS	
Pensions & F. L. C. A.	827,993.46	REAL PROPERTY VALUATIONS			Cash Dec. 31, 1989	4,572,917.12
Employee Fringe Benefits	547,509.00	Code Class # of Parcels % VALN			Taxes Receivable	669,316.46
Other Statutory Expenditures		1 Vacant Land 175 .95			Tax Title Liens	126,399.56
MUNICIPAL FUNCTIONS TOTAL	11,607,672.56	2 Residential 5133 75.46			Foreclosed Property	382,726.00
CAPITAL IMPROVEMENTS * MEMO *	10,000.00	3 Farm			Emergencies & Other Deferred Charges	382,152.16
DEBT SERVICE		4a Commercial 249 9.58			State and Federal Aid Receivable	90,319.99
Principal Payments	200,000.00	4b Industrial 39 6.20			Other Receivables	174,989.09
Interest Payments	277,934.01	4c Apartments 50 7.21			Total	6,398,820.38
DEFERRED CHARGES	591,645.52	Total 5696			LIABILITIES, RESERVES, AND SURPLUS	
SCHOOL, COUNTY, SPECIAL DISTRICT TAXES	11,867,939.37	Land Area 2.70 Sq. Miles			Cash Liabilities	3,923,071.82
RESERVE FOR UNCOLLECTED TAXES	963,476.00	Net Valuation Taxable—Municipal			Reserves for Receivables	1,333,431.11
EXPENDITURES TOTAL	25,579,737.45	Net Valuation Taxable—County			Surplus Dec. 31, 1989	1,142,317.45
		State Equalized Valuation			Total	6,398,820.38
		State Equalization Ratio				

Population 1980 13,377
 Population 1990 12,305
 S & P Rating
 Moody Rating A

General Tax Rate Per \$100. 4.73
 State Equalized Tax Rate 2.35

ROSELLE PARK BORO. - UNION CO.

Form of Government:

Borough Council

Number of Members on Governing Body - 6

PER CAPITA:

Grass Debt 493.85
 Net Debt 482.76
 Debt Service 55.58
 Total Tax Levy 1,127.84
 Municipal Expenditures 527.06

PER CENT:

Grass Debt 1.17
 Net Debt 1.14
 Tax Levy Collected 97.10
 Tax Levy Cancelled, Abated or Adjusted .17

EXPENDITURES		REVENUES-REALIZED		1989 PROPERTY TAX	
GENERAL GOVERNMENT		REVENUES		STATE EQUALIZED TAX RATE	
Governing Body & Public Boards		1989 Property Taxes Collected	14,051,542.70	Local District School Taxes	1.16 7,167,833.00
Municipal Clerk		1989 Payments in Lieu of Taxes		Regional & Consolidated School Tax	
Financial Administration	5,000.00	Delinquent Tax & Lien Collections	136,068.36	School Taxes in Municipal Budget	
Assessment of Taxes	33,594.00	Business Personalty Replacement Taxes	115,096.12	County Taxes	.36 2,214,211.98
Collection of Taxes	80,255.00	Taxes from Public Utilities	581,967.00	County Library Taxes	
Planning, Housing & Development	3,595.00	Other Miscellaneous Tax Revenues		Local Municipal Purpose Taxes	.82 5,046,410.46
Human Resources	93,663.12	State Aid Revenues	204,514.85	Veteran & Senior Citizen Taxes	149,100.00
Elections		Federal Aid Revenues		Total Taxes for Rate Computation	2.34 14,577,555.44
General Administration (other)	894,574.00	State and Local Fiscal Assistance Act Utilized		Special District Taxes	
JUDICIARY		Sale of Acquired Property		Bank Corp. Taxes	
Municipal Courts	85,823.33	Other Miscellaneous Revenues	494,917.00	Added and Omitted Taxes	13,568.01
PUBLIC SAFETY		TOTAL	15,534,106.03	Total Taxes Levied - ABSTRACT	14,442,023.45
Fire Protection	170,004.36	Prior Years Surplus Appropriated	500,000.00	Total Taxes Billed	14,470,934.41
Police Protection	1,219,001.12	Reserve For Uncollected Taxes	369,000.00	1989 TAXES COLLECTED	14,051,542.70
Civil Defense & Disaster Control	5,134.00	CAPITAL OUTLAY		1989 Taxes Cancelled, Abated or Adjusted	24,024.28
Environmental Inspection & Control	59,250.30	TOTAL	1,965,207.65	Transfer to Tax Title Liens or Foreclosed	1,223.68
Other Public Safety		REVENUES		Balance Outstanding Dec. 31, 1989	394,143.75
PUBLIC WORKS		TOTAL	16,034,106.03	PRIOR YEARS TAXES OUTSTANDING	
Streets and Drainage	603,011.30	Public Enterprises		Balance January 1, 1989	128,785.03
Sewers and Sewage Processing		Recreation-Culture		Collected in 1989	117,131.87
Garbage and Trash Disposal	1,250,000.00	Public Works	325,560.48	Cancelled, Abated or Adjusted 1989	
Public Buildings and Grounds	89,535.00	Buildings and Grounds	1,633,359.42	Transfers to Tax Title Liens or Foreclosed	11,153.16
Other Public Works		Library and Education	4,911.32	Balance December 31, 1989	500.00
HEALTH and WELFARE		Conservation	876.43	TAX TITLE LIENS OUTSTANDING	
Health Services Except Environmental	67,637.00	All Other		Balance January 1, 1989	30,622.49
Welfare-Public Assistance	33,857.00	CAPITAL DEBT AUTHORIZED, DECEMBER 31, 1989		Transfer From Taxes	12,376.84
Hospital, Clinics, First Aid		ISSUED AND UNISSUED		Redeemed in 1989	18,936.49
Animal, Insect, & Rodent Control	7,258.00	GROSS DEBT	141,000	Cancelled, Abated or Adjusted (1989)	
Other Welfare Services		School		Transfers to Foreclosed Property	21,616.61
RECREATION and CONSERVATION		Self-Liquidating		Balance December 31, 1989	2,446.23
Beaches and Boardwalks		Other	6,182,686	PROPERTY ACQUIRED BY DEED OR FORECLOSURE	
Parks, Playgrounds, Shade Trees	19,255.00	Total	6,323,686	Balance January 1, 1989	142,033.39
Land Reclamation & Conservation	65,750.00	ISSUED AND OUTSTANDING		Transfers From Taxes or Liens	21,616.61
Other Recreational Services	17,150.00	School		Sale for Cash (1989)	
EDUCATION (excluding schools)		Self-Liquidating		Cancelled, Abated or Adjusted (1989)	
Libraries	177,854.00	Other	5,603,500.00	Balance December 31, 1989	163,650.00
Other Educational Services		Total	5,749,500.00	CURRENT FINANCES DECEMBER 31, 1989	
STATUTORY EXPENDITURES		EQUALIZED VALUATION BASIS FOR NET DEBT COMPUTATION	542,442,316	ASSETS	
Pensions & F. L. C. A.	401,607.00	REAL PROPERTY VALUATIONS		Cash Dec. 31, 1989	1,384,776.70
Employee Fringe Benefits	289,892.92	Code Class # of Parcels % VAL'N		Taxes Receivable	394,643.75
Other Statutory Expenditures	10,000.00	1 Vacant Land 38 .14	420,200.00	Tax Title Liens	2,446.23
CETA And Other Public Employment Programs		2 Residential 3310 77.30	233,293,200.00	Foreclosed Property	163,650.00
MUNICIPAL FUNCTIONS	5,652,917.02	3 Farm		Emergencies & Other Deferred Charges	28,000.00
CAPITAL IMPROVEMENTS	45,000.00	4a Commercial 184 8.42	25,407,000.00	State and Federal Aid Receivable	1,366.71
DEBT SERVICE		4b Industrial 27 2.50	7,545,800.00	Other Receivables	38,724.12
Principal Payments	440,000.00	4c Apartments 34 11.64	35,122,500.00	Total	2,013,607.51
Interest Payments	271,745.70	Total 3593	301,788,700.00	LIABILITIES, RESERVES, AND SURPLUS	
DEFERRED CHARGES	15,400.00	Land Area 1.30 Sq. Miles		Cash Liabilities	713,335.30
SCHOOL, COUNTY, SPECIAL DISTRICT TAXES	9,382,044.98	Net Valuation Taxable-Municipal	302,455,366	Reserves for Receivables	587,496.18
RESERVE FOR UNCOLLECTED TAXES	369,000.00	Net Valuation Taxable-County	552,553,606	Surplus Dec. 31, 1989	712,776.03
EXPENDITURES		State Equalized Valuation	615,057,342	Total	2,013,607.51
TOTAL	16,131,107.10	State Equalization Ratio	49.12		

1436

Population 1980 18,878
 Population 1990 20,429
 S & P Rating
 Moody Rating A

General Tax Rate Per \$100. 3.77
 State Equalized Tax Rate 1.69

ROXBURY TOWNSHIP - MORRIS COUNTY
 Form of Government:
 Council-Manager Plan F (OMCL 50)
 Number of Members on Governing Body - 5

PER CAPITA:
 Gross Debt 2,344.64
 Net Debt 405.80
 Debt Service 37.72
 Total Tax Levy 1,250.31
 Municipal Expenditures 557.63
 PER CENT:
 Gross Debt 3.70
 Net Debt .64
 Tax Levy Collected 97.22
 Tax Levy Cancelled, Abated or Adjusted .01

EXPENDITURES		REVENUES-REALIZED		1989 PROPERTY TAX	
GENERAL GOVERNMENT				STATE EQUALIZED TAX RATE	
Governing Body & Public Boards	3,000.00	1989 Property Taxes Collected	24,857,314.30	Local District School Taxes	1.04
Municipal Clerk		1989 Payments in Lieu of Taxes		Regional & Consolidated School Tax	
Financial Administration	154,768.00	Delinquent Tax & Lien Collections	293,589.63	School Taxes in Municipal Budget	
Assessment of Taxes	304,866.00	Business Personalty Replacement Taxes	338,507.00	County Taxes	.23
Collection of Taxes	91,350.00	Taxes from Public Utilities	1,231,165.00	County Library Taxes	
Planning, Housing & Development	162,360.00	Other Miscellaneous Tax Revenues		Local Municipal Purpose Taxes	.42
Human Resources	103,075.00	State Aid Revenues	206,312.55	Veteran & Senior Citizen Taxes	
Elections	3,000.00	Federal Aid Revenues		Total Taxes for Rate Computation	1.69
General Administration (other)	1,183,543.00	State and Local Fiscal Assistance Act Utilized		Special District Taxes	
JUDICIARY		Sole of Acquired Property		Bank Corp. Taxes	
Municipal Courts	174,195.00	Other Miscellaneous Revenues	1,799,209.50	Added and Omitted Taxes	
PUBLIC SAFETY		Total	29,776,097.53	Total Taxes Levied - ABSTRACT	25,542,673.61
Fire Protection	191,601.21	Prior Years Surplus Appropriated	1,600,000.00	Total Taxes Billed	25,568,495.47
Police Protection	1,562,650.31	REVENUES TOTAL	30,376,097.53	1989 TAXES COLLECTED	24,857,314.30
Civil Defense & Disaster Control	4,500.00	Reserve For Uncollected Taxes	921,000.00	1989 Taxes Cancelled, Abated or Adjusted	3,769.99
Environmental Inspection & Control	160,261.00	CAPITAL OUTLAY TOTAL	3,982,931.07	Transfer to Tax Title Liens or Foreclosed	64,335.05
Other Public Safety		Public Enterprises	3,199,740.79	Balance Outstanding Dec. 31, 1989	643,075.63
PUBLIC WORKS		Recreation-Culture		PRIOR YEARS TAXES OUTSTANDING	
Streets and Drainage	939,178.00	Public Works	634,659.25	Balance January 1, 1989	331,259.65
Sewers and Sewage Processing	5,000.00	Buildings and Grounds	148,531.44	Collected in 1989	293,398.59
Garbage and Trash Disposal	1,531,510.46	Library and Education		Cancelled, Abated or Adjusted 1989	
Public Buildings and Grounds	142,674.00	Conservation		Transfers to Tax Title Liens or Foreclosed	36,561.06
Other Public Works	57,500.00	All Other		Balance December 31, 1989	
HEALTH and WELFARE		CAPITAL DEBT AUTHORIZED, DECEMBER 31, 1989		TAX TITLE LIENS OUTSTANDING	
Health Services Except Environmental	183,022.00	ISSUED AND UNISSUED		Balance January 1, 1989	50,553.64
Welfare-Public Assistance	38,576.00	School	2,752,000.00	Balance December 31, 1989	111,740.23
Hospital, Clinics, First Aid	1,000.00	Self-Liquidating	38,807,500.00	Transfer From Taxes	
Animal, Insect, & Rodent Control	23,750.00	Other	6,339,100.00	Redeemed in 1989	190.09
Other Welfare Services		Total	47,898,600.00	Cancelled, Abated or Adjusted (1989)	
RECREATION and CONSERVATION		ISSUED AND OUTSTANDING		Transfers to Foreclosed Property	
Beaches and Boardwalks		School	2,752,000.00	Balance December 31, 1989	162,108.78
Parks, Playgrounds, Shade Trees	173,223.00	Self-Liquidating	36,139,134.00	PROPERTY ACQUIRED BY DEED OR FORECLOSURE	
Land Reclamation & Conservation	253,129.00	Other	5,505,000.00	Balance January 1, 1989	371,960.00
Other Recreational Services	199,707.00	Total	44,425,184.00	Transfers From Taxes or Liens	
EDUCATION (excluding schools)		EQUALIZED VALUATION BASIS		Sole for Cash (1989)	
Libraries	509,390.00	FOR NET DEBT COMPUTATION	1,294,356,712	Cancelled, Abated or Adjusted (1989)	
Other Educational Services		REAL PROPERTY VALUATIONS		Balance December 31, 1989	371,960.00
STATUTORY EXPENDITURES		Code Class # of Parcels % VAL'N		CURRENT FINANCES DECEMBER 31, 1989	
Pensions & F. L. C. A.	564,675.65	1 Vacant Land 709 4.01	26,354,600.00	ASSETS	
Employee Fringe Benefits	659,700.00	2 Residential 6195 76.59	50,745,000.00	Cash Dec. 31, 1989	2,892,944.95
Other Statutory Expenditures	100.00	3 Farm 43 .32	2,039,900.00	Taxes Receivable	643,075.63
CETA And Other Public Employment Programs		4a Commercial 291 13.56	39,171,400.00	Tax Title Liens	162,108.78
MUNICIPAL FUNCTIONS TOTAL	9,405,964.64	4b Industrial 35 5.05	33,229,800.00	Foreclosed Property	371,960.00
CAPITAL IMPROVEMENTS *MEMO*	50,000.00	4c Apartments 10 .48	3,127,700.00	Emergencies & Other Deferred Charges	215,862.50
DEBT SERVICE		Total 7233	65,718,400.00	State and Federal Aid Receivable	3,394.58
Principal Payments	400,000.00	Land Area 21.45 Sq. Miles		Other Receivables	488,476.33
Interest Payments	370,650.00	Net Valuation Taxable-Municipal	672,322,055	Total	4,747,822.77
DEFERRED CHARGES		Net Valuation Taxable-County	1,574,553,876	LIABILITIES, RESERVES, AND SURPLUS	
SCHOOL, COUNTY, SPECIAL DISTRICT TAXES	19,061,541.54	State Equalized Valuation	1,436,096,527	Cash Liabilities	1,990,924.00
RESERVE FOR UNCOLLECTED TAXES	921,000.00	State Equalization Ratio	44.70	Reserves for Receivables	1,645,620.74
EXPENDITURES TOTAL	30,453,355.49			Surplus Dec. 31, 1989	1,103,273.03
				Total	4,747,822.77

1342
 Population 1980 7,623
 Population 1990 6,701
 S & P Rating A+
 Moody Rating AA

General Tax Rate Per \$100. 3.03
 State Equalized Tax Rate 1.41

RUMSON BOROUGH - MONMOUTH CO.
 Form of Government:
Borough Council
 Number of Members on Governing Body - 6

PER CAPITA: Gross Debt 1,082.67 PER CENT: Gross Debt .76
 Net Debt 959.76 Net Debt .67
 Debt Service 149.04 Tax Levy Collected 96.74
 Total Tax Levy 2,366.85 Tax Levy Cancelled, Abated or Adjusted
 Municipal Expenditures 988.94

EXPENDITURES	REVENUES-REALIZED	1989 PROPERTY TAX	
GENERAL GOVERNMENT		STATE EQUALIZED TAX RATE	
Governing Body & Public Boards		Local District School Taxes	.36 4,044,296.40
Municipal Clerk		Regional & Consolidated School Tax	.32 3,550,410.91
Financial Administration	15,759.23	School Taxes in Municipal Budget	
Assessment of Taxes	43,310.13	County Taxes	.39 4,243,549.65
Collection of Taxes	55,183.00	County Library Taxes	.01 136,501.16
Planning, Housing & Development	44,105.71	Local Municipal Purpose Taxes	.33 3,727,007.12
Human Resources	31,864.30	Veteran & Senior Citizen Taxes	
Elections	50,573.72	Total Taxes for Rate Computation	1.40 15,758,121.24
General Administration (other)	384,918.87	Special District Taxes	
JUDICIARY		Bank Corp. Taxes	
Municipal Courts	37,415.00	Added and Omitted Taxes	158,490.82
PUBLIC SAFETY		Total Taxes Levied - ABSTRACT	15,860,262.06
Fire Protection	150,558.23	Total Taxes Billed	15,863,977.73
Police Protection	759,937.52	1989 TAXES COLLECTED	15,347,050.60
Civil Defense & Disaster Control	2,000.00	1989 Taxes Cancelled, Abated or Adjusted	264.96
Environmental Inspection & Control	86,836.00	Transfer to Tax Title Liens or Foreclosed	
Other Public Safety		Balance Outstanding Dec. 31, 1989	516,662.17
PUBLIC WORKS		PRIOR YEARS TAXES OUTSTANDING	
Streets and Drainage	656,553.44	Balance January 1, 1989	646,202.93
Sewers and Sewage Processing	850,950.00	Collected in 1989	465,206.10
Garbage and Trash Disposal		Cancelled, Abated or Adjusted 1989	
Public Buildings and Grounds	111,530.00	Transfers to Tax Title Liens or Foreclosed	
Other Public Works		Balance December 31, 1989	180,996.83
HEALTH and WELFARE		TAX TITLE LIENS OUTSTANDING	
Health Services Except Environmental	16,969.00	Balance January 1, 1989	
Welfare-Public Assistance	16,700.00	Transfer From Taxes	
Hospital, Clinics, First Aid		Redeemed in 1989	
Animal, Insect, & Rodent Control	28,865.00	Cancelled, Abated or Adjusted (1989)	
Other Welfare Services		Transfers to Foreclosed Property	
RECREATION and CONSERVATION		Balance December 31, 1989	
Beaches and Boardwalks	33,942.00	PROPERTY ACQUIRED BY DEED OR FORECLOSURE	
Parks, Playgrounds, Shade Trees	566,671.00	Balance January 1, 1989	5,800.00
Land Reclamation & Conservation	60,444.00	Transfers From Taxes or Liens	
Other Recreational Services		Sale for Cash (1989)	
EDUCATION (excluding schools)		Cancelled, Abated or Adjusted (1989)	
Libraries	34,000.00	Balance December 31, 1989	5,800.00
Other Educational Services		CURRENT FINANCES DECEMBER 31, 1989	
STATUTORY EXPENDITURES		ASSETS	
Pensions & F. I. C. A.	351,058.23	Cash Dec. 31, 1989	6,570,461.00
Employee Fringe Benefits	184,010.00	Taxes Receivable	697,659.00
Other Statutory Expenditures		Tax Title Liens	
CETA And Other Public Employment Programs		Foreclosed Property	5,800.00
MUNICIPAL FUNCTIONS TOTAL	4,580,224.43	Emergencies & Other Deferred Charges	91,000.00
CAPITAL IMPROVEMENTS *MEMO*	50,000.00	State and Federal Aid Receivable	173.00
DEBT SERVICE		Other Receivables	78,308.00
Principal Payments	578,240.00	Total	7,443,401.00
Interest Payments	420,500.77	LIABILITIES, RESERVES, AND SURPLUS	
DEFERRED CHARGES	104,956.70	Cash Liabilities	3,659,291.00
SCHOOL, COUNTY, SPECIAL DISTRICT TAXES	11,974,764.12	Reserves for Receivables	761,767.00
RESERVE FOR UNCOLLECTED TAXES	942,956.53	Surplus Dec. 31, 1989	3,022,343.00
EXPENDITURES TOTAL	18,601,642.55	Total	7,443,401.00
		REVENUES	
		1989 Property Taxes Collected	15,347,050.60
		1989 Payments in Lieu of Taxes	
		Delinquent Tax & Lien Collections	465,206.21
		Business Personalty Replacement Taxes	28,282.12
		Taxes from Public Utilities	532,513.00
		Other Miscellaneous Tax Revenues	
		State Aid Revenues	87,330.38
		Federal Aid Revenues	
		State and Local Fiscal Assistance Act Utilized	
		Sole of Acquired Property	
		Other Miscellaneous Revenues	1,473,191.38
		Total	17,983,573.69
		Prior Years Surplus Appropriated	892,622.15
		REVENUES TOTAL	18,876,195.84
		Reserve For Uncollected Taxes	942,956.53
		CAPITAL OUTLAY TOTAL	327,715.35
		Public Enterprises	
		Recreation-Culture	
		Public Works	316,843.25
		Buildings and Grounds	10,872.60
		Library and Education	
		Conservation	
		All Other	
		CAPITAL DEBT AUTHORIZED, DECEMBER 31, 1989	
		ISSUED AND UNISSUED	GROSS DEBT
		School	493,337
		Self-Liquidating	
		Other	6,761,618
		Total	7,254,955
		ISSUED AND OUTSTANDING	NET DEBT
		School	493,337.72
		Self-Liquidating	
		Other	6,691,745.00
		Total	7,185,082.72
		EQUALIZED VALUATION BASIS FOR NET DEBT COMPUTATION	
		960,205,206	
		REAL PROPERTY VALUATIONS	
		Code	Class
		# of Parcels	% VAL'N
		ASSESSED VALUATION	
		1 Vocont Land	85 1.38 7,117,500.00
		2 Residential	2386 93.35 4,802,272,100.00
		3 Farm	
		4a Commercial	71 4.69 24,151,200.00
		4b Industrial	
		4c Apartments	6 .58 2,966,200.00
		Total	2548 514,507,000.00
		Land Area	5.20 Sq. Miles
		Net Valuation Taxable-Municipal	515,271,884
		Net Valuation Taxable-County	1,013,167,836
		State Equalized Valuation	1,114,416,399
		State Equalization Ratio	46.20

*Includes County Health Service Taxes, County Vocational School Taxes, or County Open Space Tax. See Table 13.

0430

Population 1980 9,461
 Population 1990 9,042
 S & P Rating
 Moody Rating BAA1

General Tax Rate Per \$100. 6.69
 State Equalized Tax Rate 2.41

RUNNEMEDE BOROUGH - CAMDEN CO.

Form of Government:

Borough Council

Number of Members on Governing Body - 6

PER CAPITA:

Gross Debt 180.16
 Net Debt 121.17
 Debt Service 13.11
 Total Tax Levy 724.02
 Municipal Expenditures 303.12

PER CENT:
 Gross Debt .71
 Net Debt .48
 Tax Levy Collected 95.15
 Tax Levy Cancelled, Abated or Adjusted .03

EXPENDITURES		REVENUES-REALIZED		1989 PROPERTY TAX	
GENERAL GOVERNMENT		REVENUES		STATE EQUALIZED TAX RATE	
Governing Body & Public Boards	23,186.11	1989 Property Taxes Collected	6,230,426.59	Local District School Taxes	.71 1,913,981.50
Municipal Clerk		1989 Payments in Lieu of Taxes		Regional & Consolidated School Tax	.38 1,033,310.63
Financial Administration	26,944.41	Delinquent Tax & Lien Collections	208,212.73	School Taxes in Municipal Budget	
Assessment of Taxes	9,424.35	Business Personalty Replacement Taxes	69,972.08	County Taxes	.85 2,285,120.93
Collection of Taxes	58,725.97	Taxes from Public Utilities	576,096.00	County Library Taxes	
Planning, Housing & Development	12,150.00	Other Miscellaneous Tax Revenues		Local Municipal Purpose Taxes	.47 1,259,871.00
Human Resources	49,835.98	State Aid Revenues	116,793.20	Veteron & Senior Citizen Taxes	157,500.00
Elections	5,166.66	Federal Aid Revenues		Total Taxes for Rate Computation	2.41 6,649,784.06
General Administration (other)	259,355.41	State and Local Fiscal Assistance Act Utilized		Special District Taxes	
JUDICIARY		Sale of Acquired Property		Bank Corp. Taxes	
Municipal Courts	37,224.29	Other Miscellaneous Revenues	429,306.66	Added and Omitted Taxes	54,341.92
PUBLIC SAFETY		Total	7,630,807.31	Total Taxes Levied - ABSTRACT	6,546,625.98
Fire Protection	75,426.18	Prior Years Surplus Appropriated	190,000.00	Total Taxes Billed	6,548,132.72
Police Protection	481,027.87	REVENUES TOTAL	7,820,807.31	1989 TAXES COLLECTED	6,230,426.59
Civil Defense & Disaster Control		Reserve For Uncollected Taxes	355,167.62	1989 Taxes Cancelled, Abated or Adjusted	1,963.86
Environmental Inspection & Control	20,566.39	CAPITAL OUTLAY TOTAL	295,408.14	Transfer to Tax Title Liens or Foreclosed	
Other Public Safety		Public Enterprises		Balance Outstanding Dec. 31, 1989	315,742.27
PUBLIC WORKS		Recreation-Culture	181,658.34	PRIOR YEARS TAXES OUTSTANDING	
Streets and Drainage	244,570.32	Public Works	113,749.30	Balance January 1, 1989	210,893.95
Sewers and Sewage Processing		Buildings and Grounds		Collected in 1989	204,031.34
Garbage and Trash Disposal	573,933.10	Library and Education		Cancelled, Abated or Adjusted 1989	595.04
Public Buildings and Grounds		Conservation		Transfers to Tax Title Liens or Foreclosed	
Other Public Works		All Other		Balance December 31, 1989	6,267.57
HEALTH and WELFARE		CAPITAL DEBT AUTHORIZED, DECEMBER 31, 1989		TAX TITLE LIENS OUTSTANDING	
Health Services Except Environmental	5,138.26	ISSUED AND UNISSUED		Balance January 1, 1989	9,888.60
Welfare-Public Assistance	3,005.16	School	487,899	Transfer From Taxes	
Hospital, Clinics, First Aid		Self-Liquidating		Redeemed in 1989	4,181.44
Animal, Insect, & Rodent Control		Other	1,141,134	Cancelled, Abated or Adjusted (1989)	
Other Welfare Services		Total	1,629,033	Transfers to Foreclosed Property	
RECREATION and CONSERVATION		ISSUED AND OUTSTANDING		Balance December 31, 1989	5,707.16
Beaches and Boardwalks		School	437,899.34	PROPERTY ACQUIRED BY DEED OR	
Parks, Playgrounds, Shade Trees		Self-Liquidating		FORECLOSURE	
Land Reclamation & Conservation		Other	638,350.00	Balance January 1, 1989	23,852.50
Other Recreational Services	45,910.02	Total	1,126,749.34	Transfers From Taxes or Liens	
EDUCATION (excluding schools)		EQUALIZED VALUATION BASIS		Sole for Cash (1989)	
Libraries	49,803.58	FOR NET DEBT COMPUTATION	227,952,363	Cancelled, Abated or Adjusted (1989)	
Other Educational Services		REAL PROPERTY VALUATIONS		Balance December 31, 1989	23,852.50
STATUTORY EXPENDITURES		Code Class # of Parcels % VAL'N		CURRENT FINANCES DECEMBER 31, 1989	
Pensions & F. L. C. A.	124,694.39	1 Vacant Land 124 1.64		ASSETS	
Employee Fringe Benefits	131,053.40	2 Residential 2452 74.39		Cash Dec. 31, 1989	452,904.57
Other Statutory Expenditures	435.00	3 Farm 162 12.65		Taxes Receivable	322,009.84
CETA And Other Public Employment Programs		4a Commercial 10 2.51		Tax Title Liens	5,707.16
MUNICIPAL IMPROVEMENTS TOTAL	2,243,726.75	4b Industrial 22 9.71		Foreclosed Property	23,852.50
CAPITAL IMPROVEMENTS *M E M O*	13,000.00	Total 2770		Emergencies & Other Deferred Charges	196,859.13
DEBT SERVICE		Land Area 2.00 Sq. Miles		State and Federal Aid Receivable	
Principal Payments	75,000.00	Net Valuation Taxable-Municipal	97,009,124	Other Receivables	46,737.09
Interest Payments	43,554.31	Net Valuation Taxable-County	230,064,767	Total	1,448,070.29
DEFERRED CHARGES	23,333.38	State Equalized Valuation	257,447,050	LIABILITIES, RESERVES, AND SURPLUS	
SCHOOL, COUNTY, SPECIAL DISTRICT TAXES	5,232,413.26	State Equalization Ratio	36.05	Cash Liabilities	555,501.57
RESERVE FOR UNCOLLECTED TAXES	355,167.62			Reserves for Receivables	798,306.59
EXPENDITURES TOTAL	7,973,195.12			Surplus Dec. 31, 1989	94,262.13

Population 1980 17,063
 Population 1990 17,790
 S & P Rating
 Moody Rating 41

General Tax Rate Per \$100. 1.90
 State Equalized Tax Rate 1.86

Form of Government:
 Borough Council

Number of Members on Governing Body - 6

PER CAPITA: Gross Debt 636.82 PER CENT: Gross Debt .97
 Net Debt 418.49 Net Debt .64
 Debt Service 41.83 Tax Levy Collected 96.71
 Total Tax Levy 1,370.12 Tax Levy Cancelled, Abated or Adjusted 1.31
 Municipal Expenditures 674.70

EXPENDITURES		REVENUES-REALIZED		1989 PROPERTY TAX		
GENERAL GOVERNMENT				STATE EQUALIZED TAX RATE 1.86		
Governing Body & Public Boards		1989 Property Taxes Collected	23,596,341.78	Local District School Taxes	12,052,919.87	
Municipal Clerk		1989 Payments in Lieu of Taxes		Regional & Consolidated School Tax		
Financial Administration	25,530.00	Delinquent Tax & Lien Collections	431,719.34	School Taxes in Municipal Budget		
Assessment of Taxes	276,219.00	Business Personalty Replacement Taxes	157,259.64	County Taxes	2,326,636.68	
Collection of Taxes	135,875.00	Taxes from Public Utilities	951,382.00	County Library Taxes		
Planning, Housing & Development	10,250.00	Other Miscellaneous Tax Revenues		Local Municipal Purpose Taxes	9,480,609.00	
Human Resources	11,600.00	State Aid Revenues	221,499.29	Veteran & Senior Citizen Taxes	178,750.00	
Elections		Federal Aid Revenues		Total Taxes for Rate Computation	1.86 24,538,915.55	
General Administration (other)	1,235,201.00	State and Local Fiscal Assistance Act Utilized		Special District Taxes		
JUDICIARY		Sale of Acquired Property		Bank Corp. Taxes		
Municipal Courts	123,659.00	Other Miscellaneous Revenues	1,038,070.78	Added and Omitted Taxes	14,246.07	
PUBLIC SAFETY		Total	26,396,772.83	Total Taxes Levied - ABSTRACT	24,374,411.62	
Fire Protection	272,190.00	Prior Years Surplus Appropriated	106,000.00	Total Taxes Billed	24,399,539.12	
Police Protection	2,544,280.00	REVENUES TOTAL	26,502,772.83	1989 TAXES COLLECTED	23,596,841.78	
Civil Defense & Disaster Control	1,900.00	Reserve For Uncollected Taxes	367,265.00	1989 Taxes Cancelled, Abated or Adjusted	318,449.84	
Environmental Inspection & Control	90,150.00	CAPITAL OUTLAY TOTAL 1,915,590.04		Transfer to Tax Title Liens or Foreclosed	3,929.40	
Other Public Safety		Public Enterprises		Balance Outstanding Dec. 31, 1989	563,844.00	
PUBLIC WORKS		Recreation-Culture	5,190.00	PRIOR YEARS TAXES OUTSTANDING		
Streets and Drainage	747,500.00	Public Works	725,822.67	Balance January 1, 1989	437,288.26	
Sewers and Sewage Processing	730,977.32	Buildings and Grounds	1,182,077.37	Collected in 1989	431,719.34	
Garbage and Trash Disposal	1,597,215.00	Library and Education	2,500.00	Cancelled, Abated or Adjusted 1989	2,657.49	
Public Buildings and Grounds	113,775.00	Conservation		Transfers to Tax Title Liens or Foreclosed	69.97	
Other Public Works	60,000.00	All Other		Balance December 31, 1989	2,841.46	
HEALTH and WELFARE		CAPITAL DEBT AUTHORIZED, DECEMBER 31, 1989		TAX TITLE LIENS OUTSTANDING		
Health Services Except Environmental	199,450.00	ISSUED AND UNISSUED	GROSS DEBT	NET DEBT		
Welfare-Public Assistance	14,896.00	School	3,884,000			
Hospital, Clinics, First Aid		Self-Liquidating				
Animal, Insect, & Rodent Control		Other	7,445,000	7,445,000		
Other Welfare Services		Total	11,329,000	7,445,000		
RECREATION and CONSERVATION		ISSUED AND OUTSTANDING				
Beaches and Boardwalks		School				
Parks, Playgrounds, Shade Trees	329,785.00	Self-Liquidating		7,445,000.00		
Land Reclamation & Conservation		Other		7,445,000.00		
Other Recreational Services	310,369.00	Total		7,445,000.00		
EDUCATION (excluding schools)		EQUALIZED VALUATION BASIS				
Libraries	433,270.00	FOR NET DEBT COMPUTATION	1,169,339,668			
Other Educational Services	8,000.00	REAL PROPERTY VALUATIONS				
STATUTORY EXPENDITURES		Code	Class	# of Parcels	% VAL'N	ASSESSED VALUATION
Pensions & F. I. C. A.	876,800.00	1	Vacant Land	116	2.86	36,240,800.00
Employee Fringe Benefits	663,683.00	2	Residential	4840	72.50	919,276,750.00
Other Statutory Expenditures	5,000.00	3	Farm			205,041,700.00
CETA And Other Public Employment Programs		4a	Commercial	228	16.17	37,038,600.00
MUNICIPAL FUNCTIONS TOTAL 10,827,674.32		4b	Industrial	24	2.92	70,367,400.00
CAPITAL IMPROVEMENTS *MEMO* 65,000.00		4c	Apartments	37	5.55	
DEBT SERVICE		Total	5245			1,267,965,250.00
Principal Payments	385,000.00	Land Area	2.60	Sq. Miles		
Interest Payments	359,234.68	Net Valuation Taxable-Municipal				1,286,507,977
DEFERRED CHARGES 63,749.00		Net Valuation Taxable-County				1,209,262,097
SCHOOL, COUNTY, SPECIAL DISTRICT TAXES	14,879,556.55	State Equalized Valuation				1,313,838,723
RESERVE FOR UNCOLLECTED TAXES	367,265.00	State Equalization Ratio				97.89
EXPENDITURES TOTAL 26,882,499.55						
				LIABILITIES, RESERVES, AND SURPLUS		
				Cash Liabilities		922,444.09
				Reserves for Receivables		592,321.30
				Surplus Dec. 31, 1989		231,799.69
				Total		1,746,565.08

0257
 Population 1980 14,084
 Population 1990 13,296
 S & P Rating A
 Moody Rating A1

General Tax Rate Per \$100. 1.06
 State Equalized Tax Rate 1.12

SADDLE BROOK TWP. - BERGEN CO.

Form of Government:

Mayor-Council Plan B (OMCL 50)

Number of Members on Governing Body - 7

PER CAPITA: PER CENT:
 Gross Debt 440.05 Gross Debt .54
 Net Debt 368.47 Net Debt .45
 Debt Service 48.59 Tax Levy Collected 97.69
 Total Tax Levy 1,162.54 Tax Levy Cancelled, Abated
 Municipal Expenditures 560.52 or Adjusted 1.16

EXPENDITURES		REVENUES-REALIZED			1989 PROPERTY TAX	
GENERAL GOVERNMENT					STATE EQUALIZED TAX RATE	
Governing Body & Public Boards	26,300.00	1989 Property Taxes Collected	15,196,365.00	Local District School Taxes	.53	8,060,142.00
Municipal Clerk	76,028.00	1989 Payments in Lieu of Taxes		Regional & Consolidated School Tax		
Financial Administration	114,145.00	Delinquent Tax & Lien Collections	211,730.00	School Taxes in Municipal Budget		
Assessment of Taxes	26,220.00	Business Personality Replacement Taxes	362,887.00	County Taxes	.18	2,477,807.88
Collection of Taxes	42,109.00	Taxes from Public Utilities	1,103,906.00	County Library Taxes		
Planning, Housing & Development	10,200.00	Other Miscellaneous Tax Revenues		Local Municipal Purpose Taxes	.35	4,696,931.00
Human Resources	103,611.00	State Aid Revenues	242,582.00	Veteran & Senior Citizen Taxes		203,350.00
Elections	15,554.00	Federal Aid Revenues		Total Taxes for Rate Computation	1.11	15,638,230.88
General Administration (other)	621,390.00	State and Local Fiscal Assistance Act Utilized		Special District Taxes		
JUDICIARY	101,173.00	Sale of Acquired Property		Bank Corp. Taxes		
Municipal Courts		Other Miscellaneous Revenues	613,732.00	Added and Omitted Taxes		22,188.00
PUBLIC SAFETY		Total	17,736,202.00	Total Taxes Levied - ABSTRACT		15,457,068.88
Fire Protection	189,369.00	Prior Years Surplus Appropriated	225,000.00	Total Taxes Billed		15,555,714.00
Police Protection	1,630,182.00	REVENUES TOTAL	17,961,202.00	1989 TAXES COLLECTED		15,196,365.00
Civil Defense & Disaster Control	2,201.00	Reserve For Uncollected Taxes	311,696.00	1989 Taxes Cancelled, Abated or Adjusted		1,002,700.00
Environmental Inspection & Control	63,593.00	CAPITAL OUTLAY TOTAL	322,317.00	Transfer to Tax Title Liens or Foreclosed		4,270.00
Other Public Safety		Public Enterprises		Balance Outstanding Dec. 31, 1989		175,052.00
PUBLIC WORKS		Recreation-Culture	4,784.00	PRIOR YEARS TAXES OUTSTANDING		
Streets and Drainage	343,120.00	Public Works	313,471.00	Balance January 1, 1989		275,160.00
Sewers and Sewage Processing	407,197.00	Buildings and Grounds	4,062.00	Collected in 1989		210,142.00
Garbage and Trash Disposal	1,142,500.00	Library and Education		Cancelled, Abated or Adjusted 1989		60,622.00
Public Buildings and Grounds	29,919.00	Conservation		Transfers to Tax Title Liens or Foreclosed		4,396.00
Other Public Works	30,500.00	All Other		Balance December 31, 1989		4,396.00
HEALTH and WELFARE		CAPITAL DEBT AUTHORIZED, DECEMBER 31, 1989		TAX TITLE LIENS OUTSTANDING		
Health Services Except Environmental	33,151.00	ISSUED AND UNISSUED		Balance January 1, 1989		20,663.00
Welfare-Public Assistance	11,920.00	School		Transfer From Taxes		4,270.00
Hospital, Clinics, First Aid		Self-Liquidating	65,550	Redeemed in 1989		1,593.00
Animal, Insect, & Radent Control	3,131.00	Other	5,785,392	Cancelled, Abated or Adjusted (1989)		
Other Welfare Services		Total	5,850,942	Transfers to Foreclosed Property		23,345.00
RECREATION and CONSERVATION		ISSUED AND OUTSTANDING		Balance December 31, 1989		23,345.00
Beaches and Boardwalks		School		PROPERTY ACQUIRED BY DEED OR		
Parks, Playgrounds, Shade Trees	47,203.00	Self-Liquidating		FORECLOSURE		
Land Reclamation & Conservation	53,200.00	Other	5,652,720.00	Balance January 1, 1989		163,649.00
Other Recreational Services	31,117.00	Total	5,652,720.00	Transfers From Taxes or Liens		
EDUCATION (excluding schools)		EQUALIZED VALUATION BASIS		Sale for Cash (1989)		
Libraries	238,405.00	FOR NET DEBT COMPUTATION	1,090,541.99	Cancelled, Abated or Adjusted (1989)		
Other Educational Services		REAL PROPERTY VALUATIONS		Balance December 31, 1989		163,649.00
STATUTORY EXPENDITURES		Code Class # of Parcels % VAL'N	ASSESSED VALUATION	CURRENT FINANCES DECEMBER 31, 1989		
Pensions & F. L. C. A.	424,148.00	1 Vacant Land 102 1.49	21,843,500.00	ASSETS		
Employee Fringe Benefits	436,150.00	2 Residential 3949 59.26	867,358,900.00	Cash Dec. 31, 1989		1,521,487.00
Other Statutory Expenditures		3 Farm		Taxes Payable		179,442.00
CETA And Other Public Employment Programs	6,209,846.00	4a Commercial 117 18.62	272,509,900.00	Tax Title Liens		23,345.00
MUNICIPAL FUNCTIONS TOTAL	6,209,846.00	4b Industrial 87 18.32	209,199,500.00	Foreclosed Property		163,649.00
CAPITAL IMPROVEMENTS *MEMO*	45,200.00	4c Apartments 6 2.30	33,714,700.00	Emergencies & Other Deferred Charges		176,136.00
DEBT SERVICE		Total 4261	1,403,631,400.00	State and Federal Aid Receivable		7,713.00
Principal Payments	310,000.00	Land Area 2.70 Sq. Miles		Other Receivables		84,132.00
Interest Payments	336,043.00	Net Valuation Taxable-Municipal	1,465,426,955	Total		2,155,910.00
DEFERRED CHARGES	225,019.00	Net Valuation Taxable-County	1,059,335,468	LIABILITIES, RESERVES, AND SURPLUS		
SCHOOL, COUNTY, SPECIAL DISTRICT TAXES	10,537,949.88	State Equalized Valuation	1,384,588,315	Cash Liabilities		845,699.00
RESERVE FOR UNCOLLECTED TAXES	311,696.00	State Equalization Ratio	1.05.95	Reserves for Receivables		450,574.00
EXPENDITURES TOTAL	17,990,558.88			Surplus Dec. 31, 1989		359,637.00
				Total		2,155,910.00

SADDLE RIVER BOROUGH - BERGEN CO.

Population 1980 2,763
 Population 1990 2,950
 S & P Rating
 Moody Rating

General Tax Rate Per \$100. 1.50
 State Equalized Tax Rate .62

Form of Government:
 Borough Council

Number of Members on Governing Body - 6

PER CAPITA: Grass Debt 903.05 PER CENT: Grass Debt .28
 Net Debt 870.17 Net Debt .27
 Debt Service 142.94 Tax Levy Collected 96.45
 Total Tax Levy 2,315.97 Tax Levy Cancelled, Abated
 Municipal Expenditures 1,240.12 or Adjusted .09

EXPENDITURES		REVENUES-REALIZED		1989 PROPERTY TAX	
GENERAL GOVERNMENT		REVENUES		STATE EQUALIZED TAX RATE	
Governing Body & Public Boards		1989 Property Taxes Collected	6,610,382.33	Local District School Taxes	.22
Municipal Clerk		1989 Payments in Lieu of Taxes		Regional & Consolidated School Tax	
Financial Administration	60,000.00	Delinquent Tax & Lien Collections	229,552.62	School Taxes in Municipal Budget	
Assessment of Taxes	131,410.00	Business Personalty Replacement Taxes	4,954.92	County Taxes	.22
Collection of Taxes	26,075.00	Taxes from Public Utilities	420,117.00	County Library Taxes	
Planning, Housing & Development	50,200.00	Other Miscellaneous Tax Revenues		Local Municipal Purpose Taxes	.18
Human Resources	43,721.43	State Aid Revenues	11,505.43	Veteran & Senior Citizen Taxes	
Elections		Federal Aid Revenues		Total Taxes for Rate Computation	.62
General Administration (other)	331,591.00	State and Local Fiscal Assistance Act Utilized		Special District Taxes	
JUDICIARY		Sale of Acquired Property		Bank Corp. Taxes	
Municipal Courts	35,500.00	Other Miscellaneous Revenues	548,630.55	Added and Omitted Taxes	81,727.15
PUBLIC SAFETY		TOTAL	7,325,142.85	Total Taxes Levied - ABSTRACT	6,835,048.37
Fire Protection	69,900.00	Prior Years Surplus Appropriated	975,000.00	Total Taxes Billed	6,853,359.43
Police Protection	739,425.00	REVENUES TOTAL	8,800,142.35	1989 TAXES COLLECTED	6,610,382.33
Civil Defense & Disaster Control	500.00	Reserve For Uncollected Taxes	592,736.15	1989 Taxes Cancelled, Abated or Adjusted	6,356.24
Environmental Inspection & Control	130,175.00	CAPITAL OUTLAY TOTAL	1,093,926.83	Transfer to Tax Title Liens or Foreclosed	
Other Public Safety		Public Enterprises		Balance Outstanding Dec. 31, 1989	236,620.86
PUBLIC WORKS		Recreation-Culture		PRIOR YEARS TAXES OUTSTANDING	
Streets and Drainage	398,000.00	Public Works	136,255.10	Balance January 1, 1989	233,445.56
Sewers and Sewage Processing		Buildings and Grounds	957,671.73	Collected in 1989	229,552.68
Garbage and Trash Disposal	231,500.00	Library and Education		Cancelled, Abated or Adjusted 1989	
Public Buildings and Grounds	65,000.00	Conservation		Transfers to Tax Title Liens or Foreclosed	
Other Public Works		All Other		Balance December 31, 1989	3,892.88
HEALTH and WELFARE		CAPITAL DEBT AUTHORIZED, DECEMBER 31, 1989		TAX TITLE LIENS OUTSTANDING	
Health Services Except Environmental	31,850.00	ISSUED AND UNISSUED		Balance January 1, 1989	
Welfare-Public Assistance	500.00	GROSS DEBT	97,000	Transfer From Taxes	
Hospital, Clinics, First Aid	2,500.00	Schaal		Redeemed in 1989	
Animal, Insect, & Rodent Control		Self-Liquidating		Cancelled, Abated or Adjusted (1989)	
Other Welfare Services		Other	2,567,000	Transfers to Foreclosed Property	
RECREATION and CONSERVATION		Total	2,664,000	Balance December 31, 1989	
Beaches and Boardwalks	17,000.00	ISSUED AND OUTSTANDING		PROPERTY ACQUIRED BY DEED OR FORECLOSURE	
Parks, Playgrounds, Shade Trees	15,000.00	Schaal	97,000.00	Balance January 1, 1989	
Land Reclamation & Conservation	15,000.00	Self-Liquidating		Transfers From Taxes or Liens	
Other Recreational Services	5,600.00	Other	2,157,000.00	Sale for Cash (1989)	
EDUCATION (excluding schools)		Total	2,254,000.00	Cancelled, Abated or Adjusted (1989)	
Libraries		EQUALIZED VALUATION BASIS FOR NET DEBT COMPUTATION	936,197,405	Balance December 31, 1989	
Other Educational Services		REAL PROPERTY VALUATIONS		CURRENT FINANCES DECEMBER 31, 1989	
STATUTORY EXPENDITURES		Code Class # of Parcels % VAL'N		ASSETS	
Pensions & F. I. C. A.	176,514.00	1 Vacant Land 180 5.19	23,431,300.00	Cash Dec. 31, 1989	2,567,837.16
Employee Fringe Benefits	77,000.00	2 Residential 1065 93.71	423,198,300.00	Taxes Receivable	240,513.74
Other Statutory Expenditures		3 Farm 17 .27	1,234,200.00	Tax Title Liens	
CETA And Other Public Employment Programs		4a Commercial 13 .83	3,752,800.00	Foreclosed Property	
MUNICIPAL FUNCTIONS TOTAL	2,643,961.43	4b Industrial		Emergencies & Other Deferred Charges	106,500.00
CAPITAL IMPROVEMENTS *MEMO*	79,000.00	4c Apartments		State and Federal Aid Receivable	
DEBT SERVICE		Total	451,616,600.00	Other Receivables	5,474.49
Principal Payments	300,667.00	Land Area 4.90 Sq. Miles		Total	2,920,325.39
Interest Payments	120,996.15	Net Valuation Taxable-Municipal	452,128,818	LIABILITIES, RESERVES, AND SURPLUS	
DEFERRED CHARGES		Net Valuation Taxable-County	1,030,615,988	Cash Liabilities	1,236,871.79
SCHOOL, COUNTY, SPECIAL DISTRICT TAXES	4,817,360.22	State Equalized Valuation	1,102,016,120	Reserves for Receivables	245,988.23
RESERVE FOR UNCOLLECTED TAXES	592,736.15	State Equalization Ratio	41.00	Surplus Dec. 31, 1989	1,437,465.37
EXPENDITURES TOTAL	8,475,720.95			Total	2,920,325.39

SALEM CITY - SALEM COUNTY

PER CAPITA:

PER CENT:

Population 1980 6,959
 Population 1990 6,883
 S & P Rating
 Moody Rating BAA1

General Tax Rate Per \$100. 8.46
 State Equalized Tax Rate 4.45

Form of Government:
 Special Charter (P.L. 1858 c. 65)
 Number of Members on Governing Body - 9

Gross Debt 1,756.48
 Net Debt 172.93
 Debt Service 62.22
 Total Tax Levy 633.39
 Municipal Expenditures 560.98
 Gross Debt 13.86
 Net Debt 1.36
 Tax Levy Collected 87.44
 Tax Levy Cancelled, Abated or Adjusted .49

EXPENDITURES		REVENUES-REALIZED		1989 PROPERTY TAX	
GENERAL GOVERNMENT				STATE EQUALIZED TAX RATE	
Governing Body & Public Boards		1989 Property Taxes Collected	3,812,269.33	Local District School Taxes	2.06
Municipal Clerk		1989 Payments in Lieu of Taxes		Regional & Consolidated School Tax	
Financial Administration	58,803.19	Delinquent Tax & Lien Collections	332,115.09	Schaal Taxes in Municipal Budget	.05
Assessment of Taxes	39,643.79	Business Personalty Replacement Taxes	237,464.80	County Taxes	.84
Collection of Taxes	29,641.77	Taxes from Public Utilities	482,547.00	County Library Taxes	
Planning, Housing & Development	64,453.48	Other Miscellaneous Tax Revenues		Local Municipal Purpose Taxes	1.50
Human Resources	157,447.67	State Aid Revenues	800,451.02	Veteran & Senior Citizen Taxes	
Elections		Federal Aid Revenues		Total Taxes for Rate Computation	4.45
General Administration (other)	295,841.80	State and Local Fiscal Assistance Act Utilized		Special District Taxes	
JUDICIARY		Sale of Acquired Property		Bank Corp. Taxes	
Municipal Courts	58,496.39	Other Miscellaneous Revenues	379,911.52	Added and Omitted Taxes	48,494.36
PUBLIC SAFETY		Total	6,044,758.76	Total Taxes Levied - ABSTRACT	4,359,647.06
Fire Protection	72,043.14	Prior Years Surplus Appropriated	305,000.00	Total Taxes Billed	4,359,647.06
Police Protection	863,867.07	REVENUES TOTAL	6,349,758.76	1989 TAXES COLLECTED	3,812,269.33
Civil Defense & Disaster Control	3,525.11	Reserve For Uncollected Taxes	495,770.11	1989 Taxes Cancelled, Abated or Adjusted	21,333.92
Environmental Inspection & Control	15,979.63	CAPITAL OUTLAY TOTAL	7,502,966.37	Transfer to Tax Title Liens or Foreclosed	85,293.45
Other Public Safety		Public Enterprises	5,336,852.15	Balance Outstanding Dec. 31, 1989	440,750.36
PUBLIC WORKS		Recreation-Culture		PRIOR YEARS TAXES OUTSTANDING	
Streets and Drainage	347,896.02	Public Works	160,519.12	Balance January 1, 1989	315,394.60
Sewers and Sewage Processing		Buildings and Grounds	505,595.09	Collected in 1989	306,052.27
Garbage and Trash Disposal	152,205.00	Library and Education		Cancelled, Abated or Adjusted 1989	589.04
Public Buildings and Grounds	254,059.97	Conservation		Transfers to Tax Title Liens or Foreclosed	6,751.17
Other Public Works		All Other		Balance December 31, 1989	2.12
HEALTH and WELFARE		CAPITAL DEBT AUTHORIZED, DECEMBER 31, 1989		TAX TITLE LIENS OUTSTANDING	
Health Services Except Environmental	2,154.98	ISSUED AND UNISSUED		Balance January 1, 1989	85,331.29
Welfare-Public Assistance	24,795.19	Schaal	2,039,000	Transfer From Taxes	95,678.48
Hospital, Clinics, First Aid	1,000.00	Self-Liquidating	7,282,000	Redeemed in 1989	26,062.82
Animal, Insect, & Rodent Control	100.00	Other	2,719,877	Cancelled, Abated or Adjusted (1989)	930.60
Other Welfare Services		Total	12,039,877	Transfers to Foreclosed Property	
RECREATION and CONSERVATION		ISSUED AND OUTSTANDING		Balance December 31, 1989	154,016.35
Beaches and Boardwalks		School		PROPERTY ACQUIRED BY DEED OR FORECLOSURE	
Parks, Playgrounds, Shade Trees	34,155.03	Self-Liquidating	7,282,000.00	Balance January 1, 1989	78,300.00
Land Reclamation & Conservation		Other	2,433,877.57	Transfers From Taxes or Liens	
Other Recreational Services	3,500.00	Total	9,715,877.57	Sale for Cash (1989)	
EDUCATION (excluding schools)		EQUALIZED VALUATION BASIS		Cancelled, Abated or Adjusted (1989)	
Libraries	82,000.00	FOR NET DEBT COMPUTATION	87,255,971	Balance December 31, 1989	78,300.00
Other Educational Services		REAL PROPERTY VALUATIONS		CURRENT FINANCES DECEMBER 31, 1989	
STATUTORY EXPENDITURES		Code Class # of Parcels % VAL'N		ASSETS	
Pensions & F. L. C. A.	213,958.17	1 Vacant Land 220 1.10	542,160.00	Cash Dec. 31, 1989	971,791.20
Employee Fringe Benefits	129,000.00	2 Residential 1622 53.66	26,442,250.00	Taxes Receivable	440,752.48
Other Statutory Expenditures	5,500.00	3 Farm 14 .27	135,875.00	Tax Title Liens	154,016.35
CETA And Other Public Employment Programs		4a Commercial 164 27.58	1,592,275.00	Foreclosed Property	78,800.00
MUNICIPAL FUNCTIONS TOTAL	2,912,112.40	4b Industrial 16 9.97	4,912,175.00	Emergencies & Other Deferred Charges	107,000.00
CAPITAL IMPROVEMENTS * MEMO *		4c Apartments 10 7.41	3,650,475.00	State and Federal Aid Receivable	35,898.55
DEBT SERVICE		Total 2046	49,275,210.00	Other Receivables	148,169.51
Principal Payments	255,000.00	Land Area 2.70 Sq. Miles		Total	1,936,428.09
Interest Payments	173,249.25	Net Valuation Taxable-Municipal	51,030,750	LIABILITIES, RESERVES, AND SURPLUS	
TYPE I SCHL DEBT * MEMO	428,249.25	Net Valuation Taxable-County	97,199,643	Cash Liabilities	586,204.36
DEFERRED CHARGES		State Equalized Valuation	95,353,662	Reserves for Receivables	701,738.34
SCHOOL, COUNTY, SPECIAL DISTRICT TAXES	2,857,246.71	State Equalization Ratio	52.64	Surplus Dec. 31, 1989	648,485.39
RESERVE FOR UNCOLLECTED TAXES	495,770.11			Total	1,936,428.09
EXPENDITURES TOTAL	6,718,471.47				

1917
 Population 1980 1,495
 Population 1990 1,732
 S & P Rating
 Moody Rating

General Tax Rate Per \$100. 2.32
 State Equalized Tax Rate 1.47

SANDYSTON TOWNSHIP - SUSSEX CO.
 Form of Government:
Township Committee
 Number of Members on Governing Body - 3

PER CAPITA: Gross Debt 104.94 PER CENT: Gross Debt .18
 Net Debt Net Debt
 Debt Service Tax Levy Collected 88.67
 Total Tax Levy 1,015.39 Tax Levy Cancelled, Abated or Adjusted .46
 Municipal Expenditures 347.34

EXPENDITURES		REVENUES-REALIZED		1989 PROPERTY TAX	
GENERAL GOVERNMENT				STATE EQUALIZED TAX RATE →	
Governing Body & Public Boards		1989 Property Taxes Collected	1,561,668.65	Local District School Taxes	
Municipal Clerk		1989 Payments in Lieu of Taxes		Regional & Consolidated School Tax 1.07	1,266,212.88
Financial Administration	17,500.00	Delinquent Tax & Lien Collections	160,983.59	School Taxes in Municipal Budget	
Assessment of Taxes	27,100.00	Business Personalty Replacement Taxes	14,602.34	County Taxes .35 *	409,553.82
Collection of Taxes	16,200.00	Taxes on Public Utilities	122,337.00	County Library Taxes .02	18,327.26
Planning, Housing & Development	28,150.00	Other Miscellaneous Tax Revenues		Local Municipal Purpose Taxes .03	37,175.00
Human Resources		State Aid Revenues	8,003.43	Veteran & Senior Citizen Taxes	26,200.00
Elections		Federal Aid Revenues		Total Taxes for Rate Computation 1.47	1,757,468.96
General Administration (other)	67,800.00	State and Local Fiscal Assistance Act Utilized		Special District Taxes	
JUDICIARY		Sale of Acquired Property		Bank Corp. Taxes	
Municipal Courts	27,900.00	Other Miscellaneous Revenues	159,851.54	Added and Omitted Taxes	27,377.93
PUBLIC SAFETY		Total	2,027,457.05	Total Taxes Levied - ABSTRACT	1,758,646.89
Fire Protection	25,935.00	Prior Years Surplus Appropriated	171,000.00	Total Taxes Billed	1,761,280.11
Police Protection	2,500.00	REVENUES TOTAL	2,198,457.05	1989 TAXES COLLECTED	1,561,668.65
Civil Defense & Disaster Control	600.00	Reserve For Uncollected Taxes	229,537.00	1989 Taxes Cancelled, Abated or Adjusted	8,145.59
Environmental Inspection & Control	17,375.00	CAPITAL OUTLAY TOTAL	36,313.00	Transfer to Tax Title Liens or Foreclosed	11,713.48
Other Public Safety		Public Enterprises		Balance Outstanding Dec. 31, 1989	179,752.39
PUBLIC WORKS		Recreation-Culture		PRIOR YEARS TAXES OUTSTANDING	
Streets and Drainage	75,500.00	Public Works	29,250.00	Balance January 1, 1989	178,509.39
Sewers and Sewage Processing		Buildings and Grounds	7,063.00	Collected in 1989	160,577.42
Garbage and Trash Disposal		Library and Education		Cancelled, Abated or Adjusted 1989	1,901.61
Public Buildings and Grounds	20,300.00	Conservation		Transfers to Tax Title Liens or Foreclosed	8,775.58
Other Public Works		All Other		Balance December 31, 1989	7,254.78
HEALTH and WELFARE		CAPITAL DEBT AUTHORIZED, DECEMBER 31, 1989		TAX TITLE LIENS OUTSTANDING	
Health Services Except Environmental	1,450.00	ISSUED AND UNISSUED		Balance January 1, 1989	17,072.55
Welfare-Public Assistance	4,050.00	School	181,749	Transfer From Taxes	22,169.96
Hospital, Clinics, First Aid	2,700.00	Self-Liquidating		Redeemed in 1989	411.17
Animal, Insect, & Rodent Control	1,450.00	Other		Cancelled, Abated or Adjusted (1989)	2,537.31
Other Welfare Services		Total	181,749	Transfers to Foreclosed Property	2,545.47
RECREATION and CONSERVATION		ISSUED AND OUTSTANDING		Balance December 31, 1989	33,748.56
Beaches and Boardwalks		School	161,561.39	PROPERTY ACQUIRED BY DEED OR FORECLOSURE	
Parks, Playgrounds, Shade Trees		Self-Liquidating		Balance January 1, 1989	68,854.53
Land Reclamation & Conservation		Other		Transfers From Taxes or Liens	2,545.47
Other Recreational Services	1,250.00	Total	161,561.39	Sale for Cash (1989)	2,850.00
EDUCATION (excluding schools)		EQUALIZED VALUATION BASIS		Cancelled, Abated or Adjusted (1989)	10,350.00
Libraries		FOR NET DEBT COMPUTATION	99,303,486	Balance December 31, 1989	58,200.00
Other Educational Services		REAL PROPERTY VALUATIONS		CURRENT FINANCES DECEMBER 31, 1989	
STATUTORY EXPENDITURES		Code Class # of Parcels % VAL'N ASSESSED VALUATION		ASSETS	
Pensions & F. I. C. A.	22,800.00	1 Vacant Land 291 7.40 5,500,700.00		Cash Dec. 31, 1989	274,236.09
Employee Fringe Benefits		2 Residential 749 73.06 54,330,500.00		Taxes Receivable	187,007.17
Other Statutory Expenditures		3 Farm 211 10.56 7,854,200.00		Tax Title Liens	33,748.56
CETA And Other Public Employment Programs	367,460.00	4a Commercial 46 7.81 5,806,400.00		Foreclosed Property	58,200.00
MUNICIPAL FUNCTIONS TOTAL	367,460.00	4b Industrial 4 1.18 876,800.00		Emergencies & Other Deferred Charges	21,864.51
CAPITAL IMPROVEMENTS *MEMO*	4,500.00	4c Apartments		State and Federal Aid Receivable	
DEBT SERVICE		Total 1301 74,368,600.00		Other Receivables	6,634.59
Principal Payments		Land Area 41.40 Sq. Miles		Total	581,690.92
Interest Payments		Net Valuation Taxable-Municipal	74,737,163	LIABILITIES, RESERVES, AND SURPLUS	
DEFERRED CHARGES	4,600.00	Net Valuation Taxable-County	103,036,676	Cash Liabilities	92,804.11
SCHOOL, COUNTY, SPECIAL DISTRICT TAXES	1,694,093.96	State Equalized Valuation	117,706,209	Reserves for Receivables	285,590.32
RESERVE FOR UNCOLLECTED TAXES	229,537.00	State Equalization Ratio	63.38	Surplus Dec. 31, 1989	203,296.49
EXPENDITURES TOTAL	2,295,690.96			Total	581,690.92

1219

Population 1980 29,969
 Population 1990 34,986
 S & P Rating
 Moody Rating AA

General Tax Rate Per \$100. 4.41
 State Equalized Tax Rate 1.63

SAYREVILLE BOROUGH - MIDDLESEX CO.

Form of Government:

Borough Council

Number of Members on Governing Body - 6

PER CAPITA:

Grass Debt 1,019.70
 Net Debt 910.82
 Debt Service 78.28
 Total Tax Levy 934.80
 Municipal Expenditures 644.35

PER CENT:

Grass Debt 2.11
 Net Debt 1.88
 Tax Levy Collected 97.97
 Tax Levy Cancelled, Abated or Adjusted .10

EXPENDITURES		REVENUES-REALIZED		1989 PROPERTY TAX	
GENERAL GOVERNMENT		REVENUES-REALIZED		STATE EQUALIZED TAX RATE	
Governing Body & Public Boards		1989 Property Taxes Collected	32,041,463.01	Local District School Taxes	18,863,215.00
Municipal Clerk		1989 Payments in Lieu of Taxes		Regional & Consolidated School Tax	
Financial Administration	320,641.98	Delinquent Tax & Lien Collections	726,185.62	School Taxes in Municipal Budget	
Assessment of Taxes	161,900.00	Business Personalty Replacement Taxes	1,449,151.68	County Taxes	8,355,252.95
Collection of Taxes	123,500.00	Taxes from Public Utilities	9,897,221.00	County Library Taxes	
Planning, Housing & Development	113,450.00	Other Miscellaneous Tax Revenues		Local Municipal Purpose Taxes	5,133,031.88
Human Resources	135,003.95	State Aid Revenues	293,598.22	Veteran & Senior Citizen Taxes	371,550.00
Elections	213,700.00	Federal Aid Revenues		Total Taxes for Rate Computation	32,723,049.83
General Administration (other)	1,453,700.00	State and Local Fiscal Assistance Act Utilized		Special District Taxes	
JUDICIARY		Sale of Acquired Property		Bank Corp. Taxes	
Municipal Courts	275,550.00	Other Miscellaneous Revenues	4,321,122.81	Added and Omitted Taxes	353,269.04
PUBLIC SAFETY		Total	42,729,757.34	Total Taxes Levied - ABSTRACT	32,704,768.37
Fire Protection	309,453.60	Prior Years Surplus Appropriated	2,270,000.00	Total Taxes Billed	32,704,763.37
Police Protection	4,944,133.59	REVENUES TOTAL	50,999,757.34	1989 TAXES COLLECTED	32,041,463.01
Civil Defense & Disaster Control	17,300.00	Reserve For Uncollected Taxes	1,925,265.55	1989 Taxes Cancelled, Abated or Adjusted	33,952.59
Environmental Inspection & Control	259,200.00	CAPITAL OUTLAY	TOTAL	Transfer to Tax Title Liens or Foreclosed	33,653.42
Other Public Safety		Public Enterprises	7,129,421.53	Balance Outstanding Dec. 31, 1989	595,674.85
PUBLIC WORKS		Recreation-Culture		PRIOR YEARS TAXES OUTSTANDING	
Streets and Drainage	1,278,450.00	Public Works	146,934.10	Balance January 1, 1989	741,390.33
Sewers and Sewage Processing	1,313,100.00	Buildings and Grounds	227,723.95	Collected in 1989	725,085.00
Garbage and Trash Disposal	2,061,800.00	Library and Education	6,189,886.46	Cancelled, Abated or Adjusted 1989	3,869.03
Public Buildings and Grounds	842,500.00	Conservation	564,977.06	Transfers to Tax Title Liens or Foreclosed	736.55
Other Public Works		All Other		Balance December 31, 1989	10,942.75
HEALTH and WELFARE		CAPITAL DEBT AUTHORIZED, DECEMBER 31, 1989		TAX TITLE LIENS OUTSTANDING	
Health Services Except Environmental	90,100.00	ISSUED AND UNISSUED		Balance January 1, 1989	130,310.04
Welfare-Public Assistance	36,100.00	School	695,000.00	Transfer From Taxes	34,639.97
Hospital, Clinics, First Aid		Self-Liquidating	2,956,000.00	Redeemed in 1989	100.00
Animal, Insect, & Radent Control	8,000.00	Other	32,024,371.00	Cancelled, Abated or Adjusted (1989)	
Other Welfare Services		Total	35,675,371.00	Transfers to Foreclosed Property	
RECREATION and CONSERVATION		ISSUED AND OUTSTANDING		Balance December 31, 1989	165,349.39
Beaches and Boardwalks		School	695,000.00	PROPERTY ACQUIRED BY DEED OR FORECLOSURE	
Parks, Playgrounds, Shade Trees	826,550.00	Self-Liquidating	2,104,000.00	Balance January 1, 1989	179,400.00
Land Reclamation & Conservation	33,797.71	Other	19,179,000.00	Transfers From Taxes or Liens	
Other Recreational Services	211,500.00	Total	21,979,000.00	Sale for Cash (1989)	
EDUCATION (excluding schools)		EQUALIZED VALUATION BASIS		Cancelled, Abated or Adjusted (1989)	
Libraries	493,350.00	FOR NET DEBT COMPUTATION	1,674,015.91	Balance December 31, 1989	179,400.00
Other Educational Services	13,300.00	REAL PROPERTY VALUATIONS		CURRENT FINANCES DECEMBER 31, 1989	
STATUTORY EXPENDITURES		Code Class # of Parcels % VALN		ASSETS	
Pensions & F. L. C. A.	1,333,153.94	1 Vacant Land 1380 4.53	32,926,600.00	Cash Dec. 31, 1989	15,335,492.69
Employee Fringe Benefits	813,650.00	2 Residential 9807 68.67	499,129,200.00	Taxes Receivable	608,644.00
Other Statutory Expenditures	100.00	3 Farm 4 .02	130,800.00	Tax Title Liens	165,349.39
CETA And Other Public Employment Programs		4a Commercial 382 9.71	71,150,700.00	Foreclosed Property	179,400.00
MUNICIPAL FUNCTIONS		4b Industrial 30 11.73	65,257,300.00	Emergencies & Other Deferred Charges	72,000.00
TOTAL	17,697,934.77	4c Apartments 16 5.25	39,238,800.00	State and Federal Aid Receivable	
CAPITAL IMPROVEMENTS	719,000.00	Total 11619	726,833,400.00	Other Receivables	192,331.30
DEBT SERVICE		Land Area 16.50 Sq. Miles		Total	16,751,268.43
Principal Payments	1,290,000.00	Net Valuation Taxable-Municipal	734,570,946	LIABILITIES, RESERVES, AND SURPLUS	
Interest Payments	1,448,573.55	Net Valuation Taxable-County	2,225,297,723	Cash Liabilities	11,927,854.25
DEFERRED CHARGES		State Equalized Valuation	1,970,560,664	Reserves for Receivables	1,143,775.79
SCHOOL, COUNTY, SPECIAL DISTRICT TAXES	27,213,467.95	State Equalization Ratio	37.03	Surplus Dec. 31, 1989	3,879,636.44
RESERVE FOR UNCOLLECTED TAXES	1,925,265.53			Total	16,751,268.43
EXPENDITURES	TOTAL				
	49,779,155.37				

2016
 Population 1980 20,774
 Population 1990 21,160
 S & P Rating
 Moody Rating AA

General Tax Rate Per \$100. 3.51
 State Equalized Tax Rate 1.78

SCOTCH PLAINS TOWNSHIP - UNION CO.

Form of Government:

Council-Manager Plan E (OMCL 50)

Number of Members on Governing Body - 5

PER CAPITA:
 Gross Debt 129.39 Gross Debt .18
 Net Debt 129.39 Net Debt .18
 Debt Service 12.52 Tax Levy Collected 97.37
 Total Tax Levy 1,437.85 Tax Levy Cancelled, Abated
 Municipal Expenditures 493.94 ar Adjusted .04

EXPENDITURES		REVENUES-REALIZED			1989 PROPERTY TAX	
GENERAL GOVERNMENT		REVENUES-REALIZED			STATE EQUALIZED TAX RATE	
Governing Body & Public Boards		1989 Property Taxes Collected		29,777,367.95	Local District School Taxes	
Municipal Clerk		1989 Payments in Lieu of Taxes			Regional & Consolidated School Tax 1.10 18,634,198.12	
Financial Administration	95,740.00	Delinquent Tax & Lien Collections		479,460.07	School Taxes in Municipal Budget	
Assessment of Taxes	62,805.00	Business Personalty Replacement Taxes		134,129.92	County Taxes .37 6,353,001.84	
Collection of Taxes	34,313.00	Taxes from Public Utilities		1,733,642.00	County Library Taxes	
Planning, Housing & Development	162,095.00	Other Miscellaneous Tax Revenues			Local Municipal Purpose Taxes .31 5,261,022.39	
Human Resources	50,771.38	State Aid Revenues		1,075,537.73	Veteran & Senior Citizen Taxes 161,650.00	
Elections	4,100.00	Federal Aid Revenues			Total Taxes for Rate Computation 1.78 30,409,872.35	
General Administration (other)	1,847,097.00	State and Local Fiscal Assistance Act Utilized			Special District Taxes	
JUDICIARY		Sale of Acquired Property			Bank Corp. Taxes	
Municipal Courts	63,430.00	Other Miscellaneous Revenues		1,611,608.69	Added and Omitted Taxes 176,999.58	
PUBLIC SAFETY		Total		33,923,806.36	Total Taxes Levied - ABSTRACT 30,425,221.93	
Fire Protection	353,176.42	Prior Years Surplus Appropriated		1,515,000.00	Total Taxes Billed 30,425,221.93	
Police Protection	2,011,700.00	REVENUES TOTAL		35,438,806.36	1989 TAXES COLLECTED 29,777,367.95	
Civil Defense & Disaster Control	17,205.00	Reserve For Uncollected Taxes		904,000.00	1989 Taxes Cancelled, Abated or Adjusted 13,479.56	
Environmental Inspection & Control	169,861.00	CAPITAL OUTLAY TOTAL		699,554.15	Transfer to Tax Title Liens or Foreclosed 51,439.05	
Other Public Safety		Public Enterprises			Balance Outstanding Dec. 31, 1989 582,935.37	
PUBLIC WORKS		Recreation-Culture			PRIOR YEARS TAXES OUTSTANDING	
Streets and Drainage	1,403,767.24	Public Works		248,686.77	Balance January 1, 1989 505,188.29	
Sewers and Sewage Processing	1,111,950.00	Buildings and Grounds		294,346.04	Collected in 1989 479,460.07	
Garbage and Trash Disposal		Library and Education		156,521.34	Cancelled, Abated or Adjusted 1989 3.32	
Public Buildings and Grounds	126,522.00	Conservation			Transfers to Tax Title Liens or Foreclosed 23,966.63	
Other Public Works	70,000.00	All Other			Balance December 31, 1989 1,753.22	
HEALTH and WELFARE		CAPITAL DEBT AUTHORIZED, DECEMBER 31, 1989			TAX TITLE LIENS OUTSTANDING	
Health Services Except Environmental	30,541.00	ISSUED AND UNISSUED			Balance January 1, 1989 103,498.90	
Welfare-Public Assistance	42,535.00	School			Transfer From Taxes 80,834.76	
Hospital, Clinics, First Aid	2,000.00	Self-Liquidating			Redeemed in 1989	
Animal, Insect, & Rodent Control		Other		2,737,789	Cancelled, Abated or Adjusted (1989) 33,600.90	
Other Welfare Services		Total		2,737,789	Transfers to Foreclosed Property 150,726.76	
RECREATION and CONSERVATION		ISSUED AND OUTSTANDING			PROPERTY ACQUIRED BY DEED OR FORECLOSURE	
Beaches and Boardwalks		School			Balance January 1, 1989 228,317.10	
Parks, Playgrounds, Shade Trees	217,971.00	Self-Liquidating			Transfers From Taxes or Liens 33,606.90	
Land Reclamation & Conservation	4,000.00	Other		2,375,000.00	Sale for Cash (1989)	
Other Recreational Services	163,265.00	Total		2,375,000.00	Cancelled, Abated or Adjusted (1989)	
EDUCATION (excluding schools)		EQUALIZED VALUATION BASIS FOR NET DEBT COMPUTATION		1,514,180,704	Balance December 31, 1989 261,924.00	
Libraries	459,864.00	REAL PROPERTY VALUATIONS			CURRENT FINANCES DECEMBER 31, 1989	
Other Educational Services		Code Class # of Parcels % VAL'N ASSESSED VALUATION			ASSETS	
STATUTORY EXPENDITURES		1 Vacant Land 323 1.56 13,397,200.00			Cash Dec. 31, 1989 5,310,977.22	
Pensions & F. I. C. A.	703,156.00	2 Residential 6629 86.84 747,436,600.00			Tax Receivable 584,688.59	
Employee Fringe Benefits		3 Farm 23 .35 3,005,400.00			Tax Title Liens 150,726.76	
Other Statutory Expenditures		4a Commercial 238 7.42 63,906,400.00			Foreclosed Property 261,924.00	
CETA And Other Public Employment Programs		4b Industrial 26 .79 6,832,100.00			Emergencies & Other Deferred Charges 32,869.02	
MUNICIPAL FUNCTIONS TOTAL	9,282,866.04	4c Apartments 7 3.04 26,143,900.00			State and Federal Aid Receivable 1,927.63	
CAPITAL IMPROVEMENTS * MEMO *	10,000.00	Total		7246 860,721,600.00	Other Receivables 6,343,113.22	
DEBT SERVICE		Land Area 9.20 Sq. Miles			LIABILITIES, RESERVES, AND SURPLUS	
Principal Payments	180,000.00	Net Valuation Taxable-Municipal		862,579,145	Cash Liabilities 3,943,762.98	
Interest Payments	84,960.00	Net Valuation Taxable-County		1,585,461,175	Reserves for Receivables 999,266.98	
DEFERRED CHARGES		State Equalized Valuation		1,695,524,605	Surplus Dec. 31, 1989 1,400,083.26	
SCHOOL, COUNTY, SPECIAL DISTRICT TAXES	24,987,199.96	State Equalization Ratio		50.82	Total 6,343,113.22	
RESERVE FOR UNCOLLECTED TAXES	904,000.00					
EXPENDITURES TOTAL	35,439,026.00					

1343

Population 1980 1,812
 Population 1990 1,693
 S & P Rating
 Moody Rating BAA1

General Tax Rate Per \$100. 2.78
 State Equalized Tax Rate 1.66

SEA BRIGHT BOROUGH - MONMOUTH CO.

Form of Government:

Borough Council

Number of Members on Governing Body - 6

PER CAPITA:

Gross Debt 1,532.53
 Net Debt 1,519.51
 Debt Service 96.21
 Total Tax Levy 2,301.89
 Municipal Expenditures 1,585.48

PER CENT:

Gross Debt 1.25
 Net Debt 1.24
 Tax Levy Collected 96.22
 Tax Levy Cancelled, Abated or Adjusted

EXPENDITURES		REVENUES-REALIZED		1989 PROPERTY TAX	
GENERAL GOVERNMENT		REVENUES-REALIZED		STATE EQUALIZED TAX RATE	
Governing Body & Public Boards		1989 Property Taxes Collected	3,749,984.04	Local District School Taxes	.15 341,414.00
Municipal Clerk		1989 Payments in Lieu of Taxes		Regional & Consolidated School Tax	.46 1,076,446.60
Financial Administration	15,740.00	Delinquent Tax & Lien Collections	173,997.34	School Taxes in Municipal Budget	
Assessment of Taxes	19,216.00	Business Personality Replacement Taxes	34,871.76	County Taxes	.39 916,894.55
Collection of Taxes	26,257.00	Taxes from Public Utilities	131,322.00	County Library Taxes	.01 29,496.47
Planning, Housing & Development	27,400.00	Other Miscellaneous Tax Revenues		Local Municipal Purpose Taxes	.65 1,529,431.11
Human Resources	52,700.00	State Aid Revenues	160,509.75	Veteran & Senior Citizen Taxes	
Elections		Federal Aid Revenues		Total Taxes for Rate Computation	1.66 3,907,532.73
General Administration (other)	401,731.00	State and Local Fiscal Assistance Act Utilized		Special District Taxes	
JUDICIARY		Sole of Acquired Property		Bank Corp. Taxes	
Municipal Courts	102,264.35	Other Miscellaneous Revenues	477,753.00	Added and Omitted Taxes	3,424.04
PUBLIC SAFETY		Total	4,728,437.89	Total Taxes Levied - ABSTRACT	3,697,106.77
Fire Protection	54,317.33	Prior Years Surplus Appropriated	300,000.00	Total Taxes Billed	3,897,106.77
Police Protection	492,511.90	REVENUES TOTAL	5,028,437.89	1989 TAXES COLLECTED	3,749,984.04
Civil Defense & Disaster Control	3,357.00	Reserve For Uncollected Taxes	200,522.00	1989 Taxes Cancelled, Abated or Adjusted	
Environmental Inspection & Control	13,751.00	CAPITAL OUTLAY TOTAL	137,462.02	Transfer to Tax Title Liens or Foreclosed	
Other Public Safety		Public Enterprises		Balance Outstanding Dec. 31, 1989	147,122.73
PUBLIC WORKS		Recreation-Culture		PRIOR YEARS TAXES OUTSTANDING	
Streets and Drainage	234,913.00	Public Works	60,497.28	Balance January 1, 1989	173,997.34
Sewers and Sewage Processing	432,117.19	Buildings and Grounds	76,964.74	Collected in 1989	173,997.34
Garbage and Trash Disposal	144,654.00	Library and Education		Cancelled, Abated or Adjusted 1989	
Public Buildings and Grounds	17,000.00	Conservation		Transfers to Tax Title Liens or Foreclosed	
Other Public Works		All Other		Balance December 31, 1989	
HEALTH and WELFARE		CAPITAL DEBT AUTHORIZED, DECEMBER 31, 1989		TAX TITLE LIENS OUTSTANDING	
Health Services Except Environmental	26,159.00	ISSUED AND UNISSUED		Balance January 1, 1989	484.73
Welfare-Public Assistance	1,843.00	School	22,049	Transfer From Taxes	
Hospital, Clinics, First Aid		Self-Liquidating	2,572,526	Redeemed in 1989	
Animal, Insect, & Radent Control		Other	2,572,526	Cancelled, Abated or Adjusted (1989)	
Other Welfare Services		Total	2,594,575	Transfers to Foreclosed Property	
RECREATION and CONSERVATION		ISSUED AND OUTSTANDING		Balance December 31, 1989	484.78
Beaches and Boardwalks		School	22,049.33	PROPERTY ACQUIRED BY DEED OR FORECLOSURE	
Parks, Playgrounds, Shade Trees	16,700.00	Self-Liquidating	755,000.00	Balance January 1, 1989	6,600.00
Land Reclamation & Conservation	15,000.00	Other	777,049.33	Transfers From Taxes or Liens	
Other Recreational Services	62,500.00	Total	777,049.33	Sale for Cash (1989)	
EDUCATION (excluding schools)		EQUALIZED VALUATION BASIS FOR NET DEBT COMPUTATION	207,237,879	Cancelled, Abated or Adjusted (1989)	
Libraries		REAL PROPERTY VALUATIONS		Balance December 31, 1989	6,600.00
Other Educational Services		Code Class # of Parcels % VAL'N ASSESSED VALUATION		CURRENT FINANCES DECEMBER 31, 1989	
STATUTORY EXPENDITURES		1 Vacant Land 156 1.26 1,765,200.00		ASSETS	
Pensions & F. L. C. A.	88,031.00	2 Residential 989 76.71 107,232,600.00		Cash Dec. 31, 1989	1,095,200.66
Employee Fringe Benefits	47,577.00	3 Farm 71 19.80 27,676,300.00		Taxes Receivable	147,122.73
Other Statutory Expenditures		4a Commercial 71 19.80 27,676,300.00		Tax Title Liens	484.73
CETA And Other Public Employment Programs		4b Industrial 9 2.23 3,122,100.00		Foreclosed Property	6,600.00
MUNICIPAL FUNCTIONS TOTAL	2,300,949.77	4c Apartments 9 2.23 3,122,100.00		Emergencies & Other Deferred Charges	4,707.11
CAPITAL IMPROVEMENTS *MEMO*	50,000.00	Total 1225	139,796,200.00	State and Federal Aid Receivable	100,000.00
DEBT SERVICE		Land Area .60 Sq. Miles		Other Receivables	15,829.90
Principal Payments	110,000.00	Net Valuation Taxable-Municipal	140,266,410	Total	1,369,945.18
Interest Payments	49,474.00	Net Valuation Taxable-County	218,790,272	LIABILITIES, RESERVES, AND SURPLUS	
DEFERRED CHARGES	23,251.66	State Equalized Valuation	234,517,038	Cash Liabilities	610,886.96
SCHOOL, COUNTY, SPECIAL DISTRICT TAXES	2,364,251.62	State Equalization Ratio	59.73	Reserves for Receivables	170,037.41
RESERVE FOR UNCOLLECTED TAXES	200,522.00			Surplus Dec. 31, 1989	589,020.81
EXPENDITURES TOTAL	5,048,469.05			Total	1,369,945.18

*Includes County Health Service Taxes, County Vocational School Taxes, or County Open Space Tax. See Table 13.

SEA GIRT BOROUGH - MONMOUTH CO.

Population 1980	2,650	General Tax Rate Per \$100.	.92
Population 1990	2,097		
S & P Rating	A	State Equalized Tax Rate	.94
Moody Rating			

Form of Government:

Borough Council

Number of Members on Governing Body - 6

PER CENT:		PER CENT:	
Gross Debt	1,451.03	Gross Debt	.66
Net Debt	1,210.95	Net Debt	.55
Debt Service	105.39	Tax Levy Collected	96.03
Total Tax Levy	2,428.49	Tax Levy Cancelled, Abated or Adjusted	
Municipal Expenditures	1,080.28		

EXPENDITURES		REVENUES-REALIZED		1989 PROPERTY TAX	
GENERAL GOVERNMENT		1989 Property Taxes Collected		STATE EQUALIZED TAX RATE	
Governing Body & Public Boards		1989 Payments in Lieu of Taxes	4,898,175.19	Local District Schaal Taxes	.28
Municipal Clerk		Delinquent Tax & Lien Collections	103,852.81	Regional & Consolidated Schaal Tax	
Financial Administration	5,000.00	Business Personalty Replacement Taxes	9,698.72	Schaal Taxes in Municipal Budget	
Assessment of Taxes	7,853.00	Taxes from Public Utilities	142,816.00	County Taxes	.37
Collection of Taxes	22,093.00	Other Miscellaneous Tax Revenues		County Library Taxes	.01
Planning, Housing & Development	17,267.00	State Aid Revenues	62,327.56	Local Municipal Purpose Taxes	.27
Human Resources	85,576.00	Federal Aid Revenues		Veteran & Senior Citizen Taxes	
Elections		State and Local Fiscal Assistance Act Utilized		Total Taxes for Rate Computation	.93
General Administration (other)	285,611.00	Sale of Acquired Property		Special District Taxes	
JUDICIARY		Other Miscellaneous Revenues	173,157.77	Bank Corp. Taxes	
Municipal Courts	23,936.72	Prior Years Surplus Appropriated		Added and Omitted Taxes	
PUBLIC SAFETY		REVENUES TOTAL	5,761,028.05	Total Taxes Levied - ABSTRACT	
Fire Protection	30,400.37	Reserve For Uncollected Taxes	145,475.65	Total Taxes Billed	5,100,435.74
Police Protection	509,779.00	CAPITAL OUTLAY TOTAL	381,804.38	1989 TAXES COLLECTED	4,898,175.19
Civil Defense & Disaster Control	4,400.00	Public Enterprises	45,861.43	1989 Taxes Cancelled, Abated or Adjusted	
Environmental Inspection & Control	13,043.00	Recreation-Culture		Transfer to Tax Title Liens or Foreclosed	4,786.57
Other Public Safety		Public Works	294,733.83	Balance Outstanding Dec. 31, 1989	197,473.98
PUBLIC WORKS		Buildings and Grounds	1,390.00	PRIOR YEARS TAXES OUTSTANDING	
Streets and Drainage	366,512.20	Library and Education		Balance January 1, 1989	107,826.36
Sewers and Sewage Processing	9,000.00	Conservation	39,819.12	Collected in 1989	103,852.81
Garbage and Trash Disposal	83,000.00	All Other		Cancelled, Abated or Adjusted 1989	28.66
Public Buildings and Grounds	27,214.00	CAPITAL DEBT AUTHORIZED, DECEMBER 31, 1989		Transfers to Tax Title Liens or Foreclosed	3,597.60
Other Public Works		ISSUED AND UNISSUED		Balance December 31, 1989	347.29
HEALTH and WELFARE		Schaal		TAX TITLE LIENS OUTSTANDING	
Health Services Except Environmental	9,945.00	Self-Liquidating	431,600	Balance January 1, 1989	
Welfare-Public Assistance	100.00	Other	2,564,122	Transfer From Taxes	9,002.37
Hospital, Clinics, First Aid		Total	3,045,722	Redeemed in 1989	
Animal, Insect, & Radent Control		ISSUED AND OUTSTANDING		Cancelled, Abated or Adjusted (1989)	
Other Welfare Services		School		Transfers to Foreclosed Property	
RECREATION and CONSERVATION		Self-Liquidating	456,000.00	Balance December 31, 1989	9,002.37
Beaches and Boardwalks		Other	1,717,150.00	PROPERTY ACQUIRED BY DEED OR FORECLOSURE	
Parks, Playgrounds, Shade Trees	37,200.00	Total	2,173,150.00	Balance January 1, 1989	3,200.00
Land Reclamation & Conservation	7,500.00	EQUALIZED VALUATION BASIS		Transfers From Taxes or Liens	
Other Recreational Services	2,700.00	FOR NET DEBT COMPUTATION	464,226,603	Sale for Cash (1989)	
EDUCATION (excluding schools)		REAL PROPERTY VALUATIONS		Cancelled, Abated or Adjusted (1989)	
Libraries	616.00	Code		Balance December 31, 1989	3,200.00
Other Educational Services		Class		CURRENT FINANCES DECEMBER 31, 1989	
STATUTORY EXPENDITURES		# of Parcels		ASSETS	
Pensions & F. L. C. A.	165,436.84	% VAL'N		Cash Dec. 31, 1989	1,389,511.81
Employee Fringe Benefits	82,800.00	1 Vacant Land	36 1.95	Taxes Receivable	197,821.27
Other Statutory Expenditures		2 Residential	1155 93.19	Tax Title Liens	9,002.37
CETA And Other Public Employment Programs		3 Farm		Foreclosed Property	3,200.00
MUNICIPAL FUNCTIONS TOTAL	1,807,088.13	4a Commercial	50 4.49	Emergencies & Other Deferred Charges	38,335.12
CAPITAL IMPROVEMENTS *MEMO*	20,000.00	4b Industrial		State and Federal Aid Receivable	17,025.77
DEBT SERVICE		4c Apartments	1 .37	Other Receivables	
Principal Payments	130,000.00	Total	1242	Total	1,654,896.34
Interest Payments	91,207.00	Land Area	1.05 Sq. Miles	LIABILITIES, RESERVES, AND SURPLUS	
DEFERRED CHARGES	93,740.63	Net Valuation Taxable-Municipal	618,398,641	Cash Liabilities	1,110,030.17
SCHOOL, COUNTY, SPECIAL DISTRICT TAXES	3,601,389.59	Net Valuation Taxable-County	478,103,147	Reserves for Receivables	210,023.64
RESERVE FOR UNCOLLECTED TAXES	145,475.65	State Equalized Valuation	540,966,568	Surplus Dec. 31, 1989	334,842.53
EXPENDITURES TOTAL	5,868,901.00	State Equalization Ratio	114.33	Total	1,654,896.34

*Includes County Health Service Taxes, County Vocational School Taxes, or County Open Space Tax. See Table 13.

0509

Population 1980 2,644
Population 1990 2,692
S & P Rating
Moody Rating AAA

General Tax Rate Per \$100. 1.37
State Equalized Tax Rate 1.24

SEA ISLE CITY CITY - CAPE MAY COUNTY
Form of Government:
Commission (1911)
Number of Members on Governing Body - 3

PER CAPITA:
Gross Debt 6,874.42
Net Debt 6,704.53
Debt Service 590.65
Total Tax Levy 3,863.78
Municipal Expenditures 2,990.73
PER CENT:
Gross Debt 2.60
Net Debt 2.53
Tax Levy Collected 95.65
Tax Levy Cancelled, Abated or Adjusted .21

Table with columns for EXPENDITURES, REVENUES-REALIZED, CAPITAL OUTLAY, CAPITAL DEBT AUTHORIZED, and 1989 PROPERTY TAX. Includes sub-sections like GENERAL GOVERNMENT, JUDICIARY, PUBLIC SAFETY, PUBLIC WORKS, HEALTH and WELFARE, RECREATION and CONSERVATION, EDUCATION, STATUTORY EXPENDITURES, MUNICIPAL FUNCTIONS, DEBT SERVICE, DEFERRED CHARGES, and SCHOOL, COUNTY, SPECIAL DISTRICT TAXES. Also includes a table for REAL PROPERTY VALUATIONS with columns for Code, Class, # of Parcels, % VAL'N, and ASSESSED VALUATION.

1526
 Population 1980 1,802
 Population 1990 2,366
 S & P Rating
 Moody Rating 3AA

General Tax Rate Per \$100. 1.93
 State Equalized Tax Rate 1.65

SEASIDE HEIGHTS BOROUGH - OCEAN CO.

Form of Government:

Borough Council

Number of Members on Governing Body - 6

PER CAPITA: PER CENT:
 Gross Debt 2,568.17 Gross Debt 2.03
 Net Debt 1,606.97 Net Debt 1.27
 Debt Service 233.32 Tax Levy Collected 85.36
 Total Tax Levy 2,279.60 Tax Levy Cancelled, Abated or Adjusted .25
 Municipal Expenditures 2,355.02

EXPENDITURES		REVENUES-REALIZED		1989 PROPERTY TAX	
GENERAL GOVERNMENT		1989 Property Taxes Collected 4,604,103.56		STATE EQUALIZED TAX RATE	
Governing Body & Public Boards	22,424.24	1989 Payments in Lieu of Taxes		Local District School Taxes	.29 960,471.00
Municipal Clerk		Delinquent Tax & Lien Collections	550,607.12	Regional & Consolidated School Tax	.31 1,022,427.67
Financial Administration	31,500.00	Business Personalty Replacement Taxes	47,688.60	School Taxes in Municipal Budget	
Assessment of Taxes	10,738.00	Taxes from Public Utilities	132,360.00	County Taxes	.40 * 1,297,935.47
Collection of Taxes	31,837.00	Other Miscellaneous Tax Revenues		County Library Taxes	.03 85,127.01
Planning, Housing & Development	11,598.00	State Aid Revenues	65,319.00	Local Municipal Purpose Taxes	.61 2,006,279.16
Human Resources	89,936.61	Federal Aid Revenues		Veteron & Senior Citizen Taxes	
Elections		State and Local Fiscal Assistance Act Utilized		Total Taxes for Rate Computation	1.64 5,392,640.31
General Administration (other)	685,574.00	Sale of Acquired Property		Special District Taxes	
JUDICIARY		Other Miscellaneous Revenues	2,681,863.34	Bank Corp. Taxes	
Municipal Courts	180,234.00	Total	8,031,946.64	Added and Omitted Taxes	27,286.03
PUBLIC SAFETY		Prior Years Surplus Appropriated	200,000.00	Total Taxes Levied - ABSTRACT	5,393,526.39
Fire Protection	32,728.18	REVENUES TOTAL	8,281,946.64	Total Taxes Billed	5,393,821.61
Police Protection	1,403,072.26	Reserve For Uncollected Taxes	608,936.06	1989 TAXES COLLECTED	4,604,103.58
Civil Defense & Disaster Control	7,676.26	CAPITAL OUTLAY TOTAL	591,133.02	1989 Taxes Cancelled, Abated or Adjusted	13,679.85
Environmental Inspection & Control	61,330.00	Public Enterprises	47,685.57	Transfer to Tax Title Liens or Foreclosed	57,281.06
Other Public Safety		Recreation-Culture		Balance Outstanding Dec. 31, 1989	718,757.12
PUBLIC WORKS		Public Works	241,110.95	PRIOR YEARS TAXES OUTSTANDING	
Streets and Drainage	142,570.00	Buildings and Grounds	302,336.50	Balance January 1, 1989	569,892.66
Sewers and Sewage Processing		Library and Education		Collected in 1989	537,110.65
Garbage and Trash Disposal	292,116.00	Conservation		Cancelled, Abated or Adjusted 1989	
Public Buildings and Grounds	107,835.00	All Other		Transfers to Tax Title Liens or Foreclosed	22,654.19
Other Public Works		CAPITAL DEBT AUTHORIZED, DECEMBER 31, 1989		Balance December 31, 1989	10,127.82
HEALTH and WELFARE		ISSUED AND UNISSUED		TAX TITLE LIENS OUTSTANDING	
Health Services Except Environmental	35,615.00	School	321,701	Balance January 1, 1989	9,399.95
Welfare-Public Assistance	24,456.00	Self-Liquidating	1,952,500	Transfer From Taxes	79,935.25
Hospital, Clinics, First Aid		Other	3,802,100	Redeemed in 1989	13,496.47
Animal, Insect, & Rodent Control	4,500.00	Total	6,076,301	Cancelled, Abated or Adjusted (1989)	
Other Welfare Services		ISSUED AND OUTSTANDING		Transfers to Foreclosed Property	
RECREATION and CONSERVATION		School	321,701.42	Balance December 31, 1989	75,838.73
Beaches and Boardwalks	460,021.62	Self-Liquidating	1,555,000.00	PROPERTY ACQUIRED BY DEED OR FORECLOSURE	
Parks, Playgrounds, Shade Trees	8,000.00	Other	3,624,500.00	Balance January 1, 1989	
Land Reclamation & Conservation		Total	5,501,201.42	Transfers From Taxes or Liens	
Other Recreational Services	600.00	EQUALIZED VALUATION BASIS FOR NET DEBT COMPUTATION	299,086,894	Sole for Cash (1989)	
EDUCATION (excluding schools)		REAL PROPERTY VALUATIONS		Cancelled, Abated or Adjusted (1989)	
Libraries		Code Class # of Parcels % VAL'N ASSESSED VALUATION		Balance December 31, 1989	
Other Educational Services		1 Vacant Land 105 3.34 9,053,900.00		CURRENT FINANCES DECEMBER 31, 1989	
STATUTORY EXPENDITURES		2 Residential 1557 57.65 156,105,300.00		ASSETS	
Pensions & F. I. C. A.	392,157.92	3 Farm 4a Commercial 188 29.15 78,921,340.00		Cash Dec. 31, 1989	1,447,908.16
Employee Fringe Benefits	321,800.00	4b Industrial 4c Apartments 77 9.86 26,696,900.00		Taxes Receivable	728,884.94
Other Statutory Expenditures		Total 1927 83.13 270,777,440.00		Tox Title Liens	75,838.73
CETA And Other Public Employment Programs		Land Area .35 Sq. Miles		Fareclosed Property	
MUNICIPAL FUNCTIONS TOTAL	4,358,520.09	Net Valuation Taxable-Municipal	271,299,993	Emergencies & Other Deferred Charges	33,551.06
CAPITAL IMPROVEMENTS *MEMO*	10,000.00	Net Valuation Taxable-County	327,571,946	State and Federal Aid Receivable	39,043.51
DEBT SERVICE		State Equalized Valuation	326,250,257	Other Receivables	1,790.13
Principal Payments	298,000.00	State Equalization Ratio	83.13	Total	2,327,016.53
Interest Payments	254,039.56			LIABILITIES, RESERVES, AND SURPLUS	
DEFERRED CHARGES	52,489.55			Cash Liabilities	1,290,850.30
SCHOOL, COUNTY, SPECIAL DISTRICT TAXES	3,365,961.15			Reserves for Receivables	806,513.80
RESERVE FOR UNCOLLECTED TAXES	608,936.06			Surplus Dec. 31, 1989	229,652.43
EXPENDITURES TOTAL	8,937,946.41			Total	2,327,016.53

Population 1980 1,795
 Population 1990 1,871
 S & P Rating
 Moody Rating

General Tax Rate Per \$100. 1.20
 State Equalized Tax Rate 1.31

SEASIDE PARK BOROUGH - OCEAN CO.

Form of Government:

Borough Council

Number of Members on Governing Body - 6

PER CENT: PER CENT:
 Gross Debt 1,888.35 Gross Debt .91
 Net Debt 1,314.67 Net Debt .63
 Debt Service 93.90 Tax Levy Collected 93.72
 Total Tax Levy 3,133.93 Tax Levy Cancelled, Abated or Adjusted
 Municipal Expenditures 2,037.33

EXPENDITURES		REVENUES-REALIZED		1989 PROPERTY TAX	
GENERAL GOVERNMENT		REVENUES-REALIZED		STATE EQUALIZED TAX RATE	
Governing Body & Public Boards		1989 Property Taxes Collected	5,495,178.53	Local District School Taxes	.18 815,077.00
Municipal Clerk		1989 Payments in Lieu of Taxes		Regional & Consolidated School Tax	.35 1,580,016.47
Financial Administration	42,000.00	Delinquent Tax & Lien Collections	244,090.50	School Taxes in Municipal Budget	
Assessment of Taxes	7,900.00	Business Personalty Replacement Taxes	19,667.28	County Taxes	.36 * 1,626,076.21
Collection of Taxes	32,000.00	Taxes from Public Utilities	198,404.00	Caunty Library Taxes	.02 106,663.97
Planning, Hausing & Development	59,130.00	Other Miscellaneous Tax Revenues		Local Municipal Purpose Taxes	.39 1,721,968.00
Human Resources	41,703.02	State Aid Revenues	38,335.95	Veteran & Senior Citizen Taxes	29,500.00
Elections		Federal Aid Revenues		Total Taxes for Rate Computation	1.30 5,879,301.65
General Administration (other)	437,000.00	State and Local Fiscal Assistance Act Utilized		Special District Taxes	
JUDICIARY		Sale of Acquired Property		Bank Corp. Taxes	
Municipal Courts	123,500.00	Other Miscellaneous Revenues	1,528,855.35	Added and Omitted Taxes	13,779.92
PUBLIC SAFETY		Total	7,524,531.61	Total Taxes Levied - ABSTRACT	5,863,581.57
Fire Protection	43,533.00	Prior Years Surplus Appropriated	150,000.00	Total Taxes Billed	5,863,581.57
Police Protection	722,107.50	REVENUES TOTAL	7,674,531.61	1989 TAXES COLLECTED	5,495,178.53
Civil Defense & Disaster Control	2,900.00	Reserve For Uncollected Taxes	346,267.00	1989 Taxes Cancelled, Abated or Adjusted	
Environmental Inspection & Control	67,000.00	CAPITAL OUTLAY TOTAL	289,055.65	Transfer to Tax Title Liens or Foreclosed	
Other Public Safety		Public Enterprises	15,475.37	Balance Outstanding Dec. 31, 1989	368,403.04
PUBLIC WORKS		Recreation-Culture		PRIOR YEARS TAXES OUTSTANDING	
Streets and Drainage	169,700.00	Public Works	116,668.01	Balance January 1, 1989	255,318.84
Sewers and Sewage Processing		Buildings and Grounds	155,912.27	Collected in 1989	244,090.50
Garbage and Trash Disposal	309,500.00	Library and Education		Cancelled, Abated or Adjusted 1989	273.38
Public Buildings and Grounds	69,100.00	Conservation		Transfers to Tax Title Liens or Foreclosed	
Other Public Works	252,000.00	All Other		Balance December 31, 1989	10,954.96
HEALTH and WELFARE		CAPITAL DEBT AUTHORIZED, DECEMBER 31, 1989		TAX TITLE LIENS OUTSTANDING	
Health Services Except Environmental		ISSUED AND UNISSUED		Balance January 1, 1989	2,960.00
Welfare-Public Assistance	5,450.00	School	650,977	Transfer From Taxes	
Hospital, Clinics, First Aid	1,000.00	Self-Liquidating	1,411,435	Redeemed in 1989	
Animal, Insect, & Rodent Control	3,200.00	Other	1,470,634	Cancelled, Abated or Adjusted (1989)	
Other Welfare Services		Total	3,533,047	Transfers to Foreclosed Property	
RECREATION and CONSERVATION		ISSUED AND OUTSTANDING		Balance December 31, 1989	2,960.00
Beaches and Boardwalks	231,900.00	School	650,977.33	PROPERTY ACQUIRED BY DEED OR FORECLOSURE	
Parks, Playgrounds, Shade Trees		Self-Liquidating	1,370,122.50	Balance January 1, 1989	15,000.00
Land Reclamation & Conservation	63,000.00	Other	1,323,200.00	Transfers From Taxes or Liens	
Other Recreational Services	16,200.00	Total	3,344,299.83	Sale for Cash (1989)	
EDUCATION (excluding schools)		EQUALIZED VALUATION BASIS FOR NET DEBT COMPUTATION		Cancelled, Abated or Adjusted (1989)	
Libraries		REAL PROPERTY VALUATIONS		Balance December 31, 1989	15,000.00
Other Educational Services	2,200.00	Code Class # of Parcels % VALN ASSESSED VALUATION		CURRENT FINANCES DECEMBER 31, 1989	
STATUTORY EXPENDITURES		1 Vacant Land 69 2.03 9,242,200.00		ASSETS	
Pensions & F. L. C. A.	234,599.00	2 Residential 1772 33.40 405,624,600.00		Cash Dec. 31, 1989	1,515,918.10
Employee Fringe Benefits	242,100.00	3 Farm 106 9.29 45,152,100.00		Taxes Receivable	379,358.00
Other Statutory Expenditures		4a Commercial 106 9.29 45,152,100.00		Tax Title Liens	2,960.00
CETA And Other Public Employment Programs		4b Industrial 70 5.20 25,255,500.00		Foreclosed Property	15,000.00
MUNICIPAL FUNCTIONS TOTAL	3,276,982.56	4c Apartments 70 5.20 25,255,500.00		Emergencies & Other Deferred Charges	26,000.00
CAPITAL IMPROVEMENTS *MEMO*	25,000.00	Total 2017 435,374,400.00		State and Federal Aid Receivable	236.94
DEBT SERVICE		Land Area .60 Sq. Miles		Other Receivables	140,685.20
Principal Payments	100,000.00	Net Valuation Taxable-Municipal	480,727,110	Total	2,080,158.24
Interest Payments	75,688.58	Net Valuation Taxable-County	413,160,080	LIABILITIES, RESERVES, AND SURPLUS	
DEFERRED CHARGES	13,000.00	State Equalized Valuation	445,539,009	Cash Liabilities	1,355,858.82
SCHOOL, COUNTY, SPECIAL DISTRICT TAXES	4,127,833.65	State Equalization Ratio	109.25	Reserves for Receivables	538,003.20
RESERVE FOR UNCOLLECTED TAXES	346,267.00			Surplus Dec. 31, 1989	186,296.22
EXPENDITURES TOTAL	7,939,671.81			Total	2,080,158.24

*Includes County Health Service Taxes, County Vocational School Taxes, or County Open Space Tax. See Table 13.

0909
 Population 1980 13,719
 Population 1990 14,061
 S & P Rating AA-
 Moody Rating AA

General Tax Rate Per \$100. 1.29
 State Equalized Tax Rate 1.30

SECAUCUS TOWN - HUDSON COUNTY

Form of Government:

Town Council

Number of Members on Governing Body - 7

PER CENT:
 Gross Debt 922.07 Gross Debt .69
 Net Debt 841.78 Net Debt .63
 Debt Service 161.03 Tax Levy Collected 97.61
 Total Tax Levy 2,797.19 Tax Levy Cancelled, Abated or Adjusted .13
 Municipal Expenditures 1,547.45

EXPENDITURES		REVENUES-REALIZED			1989 PROPERTY TAX	
GENERAL GOVERNMENT		REVENUES-REALIZED			STATE EQUALIZED TAX RATE .49	
Governing Body & Public Boards		1989 Property Taxes Collected		3,418,088.44	Local District School Taxes	10,507,731.50
Municipal Clerk		1989 Payments in Lieu of Taxes			Regional & Consolidated School Tax	77,020.00
Financial Administration	252,448.00	Delinquent Tax & Lien Collections		678,128.38	School Taxes in Municipal Budget	12,615,347.53
Assessment of Taxes	2,240,854.52	Business Personalty Replacement Taxes		646,635.44	County Taxes	* .58
Collection of Taxes	198,315.00	Taxes from Public Utilities		1,429,529.00	County Library Taxes	
Planning, Housing & Development	40,850.00	Other Miscellaneous Tax Revenues			Local Municipal Purpose Taxes	.73
Human Resources	117,324.00	State Aid Revenues		184,509.25	Veteran & Senior Citizen Taxes	136,500.00
Elections	7,550.00	Federal Aid Revenues			Total Taxes for Rate Computation	1.80
General Administration (other)	1,655,439.36	State and Local Fiscal Assistance Act Utilized			Special District Taxes	
JUDICIARY		Sale of Acquired Property			Bank Corp. Taxes	
Municipal Courts	174,731.00	Other Miscellaneous Revenues		2,387,992.99	Added and Omitted Taxes	289,058.36
PUBLIC SAFETY		Total		4,374,943.50	Total Taxes Levied - ABSTRACT	39,331,276.57
Fire Protection	357,438.62	Prior Years Surplus Appropriated		2,300,000.00	Total Taxes Billed	39,359,451.04
Police Protection	3,660,753.96	REVENUES TOTAL		46,044,943.50	1989 TAXES COLLECTED	38,418,088.44
Civil Defense & Disaster Control	7,079.76	Reserve For Uncollected Taxes		1,149,237.12	1989 Taxes Cancelled, Abated or Adjusted	52,989.03
Environmental Inspection & Control	177,307.00	CAPITAL OUTLAY TOTAL		661,414.20	Transfer to Tax Title Liens or Foreclosed	3,653.76
Other Public Safety		Public Enterprises			Balance Outstanding Dec. 31, 1989	884,719.81
PUBLIC WORKS		Recreation-Culture		5,150.00	PRIOR YEARS TAXES OUTSTANDING	
Streets and Drainage	213,000.00	Public Works		435,039.53	Balance January 1, 1989	1,301,815.29
Sewers and Sewage Processing	4,135,624.22	Buildings and Grounds		221,224.67	Collected in 1989	678,128.38
Garbage and Trash Disposal	1,433,200.00	Library and Education			Cancelled, Abated or Adjusted 1989	372,514.52
Public Buildings and Grounds	590,408.00	Conservation			Transfers to Tax Title Liens or Foreclosed	3,529.28
Other Public Works		All Other			Balance December 31, 1989	247,643.11
HEALTH and WELFARE		CAPITAL DEBT AUTHORIZED, DECEMBER 31, 1989			TAX TITLE LIENS OUTSTANDING	
Health Services Except Environmental	214,254.00	ISSUED AND UNISSUED			Balance January 1, 1989	2,774.12
Welfare-Public Assistance	20,000.00	School		1,129,000	Transfer From Taxes	7,811.85
Hospital, Clinics, First Aid		Self-Liquidating			Redeemed in 1989	
Animal, Insect, & Radent Control	9,300.00	Other		11,836,216	Cancelled, Abated or Adjusted (1989)	
Other Welfare Services	113,747.00	Total		12,965,216	Transfers to Foreclosed Property	
RECREATION and CONSERVATION		ISSUED AND OUTSTANDING			Balance December 31, 1989	10,585.97
Beaches and Boardwalks		School		1,129,000.00	PROPERTY ACQUIRED BY DEED OR FORECLOSURE	
Parks, Playgrounds, Shade Trees	83,000.00	Self-Liquidating			Balance January 1, 1989	
Land Reclamation & Conservation		Other		11,297,000.00	Transfers From Taxes or Liens	
Other Recreational Services	293,261.00	Total		12,426,000.00	Sale for Cash (1989)	
EDUCATION (excluding schools)		EQUALIZED VALUATION BASIS			Cancelled, Abated or Adjusted (1989)	
Libraries	555,368.00	FOR NET DEBT COMPUTATION		1,871,831,928	Balance December 31, 1989	
Other Educational Services		REAL PROPERTY VALUATIONS			CURRENT FINANCES DECEMBER 31, 1989	
STATUTORY EXPENDITURES		Code Class # of Parcels % VAL'N			ASSETS	
Pensions & F. L. C. A.	804,322.00	1 Vacant Land 183 5.54		166,944,500.00	Cash Dec. 31, 1989	5,075,048.97
Employee Fringe Benefits	698,174.00	2 Residential 4275 29.77		897,684,500.00	Taxes Receivable	1,132,362.92
Other Statutory Expenditures	25,000.00	3 Farm			Tax Title Liens	10,585.97
CETA And Other Public Employment Programs		4a Commercial 187 25.05		755,292,000.00	Foreclosed Property	
MUNICIPAL FUNCTIONS TOTAL	18,159,799.44	4b Industrial 156 38.84		1,171,398,500.00	Emergencies & Other Deferred Charges	161,400.00
CAPITAL IMPROVEMENTS *MEMO*	25,000.00	4c Apartments 12 .81		24,314,600.00	State and Federal Aid Receivable	10,274.67
DEBT SERVICE		Total 4813		3,015,634,100.00	Other Receivables	15,000.00
Principal Payments	1,195,000.00	Land Area 5.80 Sq. Miles			Total	6,404,672.53
Interest Payments	1,069,187.25	Net Valuation Taxable-Municipal		3,024,024,201	LIABILITIES, RESERVES, AND SURPLUS	
TYPE I SCHL DEBT *MEMO	77,020.00	Net Valuation Taxable-County		2,022,605,156	Cash Liabilities	1,765,311.64
DEFERRED CHARGES	185,440.63	State Equalized Valuation		2,167,881,263	Reserves for Receivables	1,157,948.89
SCHOOL, COUNTY, SPECIAL DISTRICT TAXES	23,200,099.03	State Equalization Ratio		139.67	Surplus Dec. 31, 1989	3,481,412.00
RESERVE FOR UNCOLLECTED TAXES	1,149,237.12				Total	6,404,672.53
EXPENDITURES TOTAL	44,958,763.47					

0332

Population 1980 4,537
 Population 1990 5,765
 S & P Rating
 Moody Rating AAA

General Tax Rate Per \$100. 1.63
 State Equalized Tax Rate 1.70

SHAMONG TOWNSHIP BURLINGTON CO.

Form of Government:

Township Committee

Number of Members on Governing Body - 3

PER CAPITAL: Gross Debt 1,426.65 PER CENT: Gross Debt 3.78
 Net Debt 120.12 Net Debt .32
 Debt Service 10.03 Tax Levy Collected 92.51
 Total Tax Levy 826.52 Tax Levy Cancelled, Abated or Adjusted 2.25
 Municipal Expenditures 181.29

EXPENDITURES		REVENUES-REALIZED		1989 PROPERTY TAX	
				STATE EQUALIZED TAX RATE	
GENERAL GOVERNMENT					
Governing Body & Public Boards					
Municipal Clerk					
Financial Administration	23,000.00	1989 Property Taxes Collected	4,410,445.00	Local District School Taxes	.39 2,445,811.00
Assessment of Taxes	17,494.00	1989 Payments in Lieu of Taxes		Regional & Consolidated School Tax	.31 866,941.08
Collection of Taxes	33,010.00	Delinquent Tax & Lien Collections	160,938.00	School Taxes in Municipal Budget	
Planning, Housing & Development	30,209.00	Business Personality Replacement Taxes	12,908.00	County Taxes	.47 1,302,277.59
Human Resources	9,925.00	Taxes from Public Utilities	239,082.00	County Library Taxes	.03 74,956.87
Elections		Other Miscellaneous Tax Revenues		Local Municipal Purpose Taxes	
General Administration (other)	159,135.00	State Aid Revenues	17,759.00	Veteran & Senior Citizen Taxes	19,450.00
JUDICIARY		Federal Aid Revenues		Total Taxes for Rate Computation	1.70 4,709,436.54
Municipal Courts	29,800.00	State and Local Fiscal Assistance Act Utilized		Special District Taxes	
PUBLIC SAFETY		Sale of Acquired Property		Bank Corp. Taxes	
Fire Protection	47,734.00	Other Miscellaneous Revenues	337,278.00	Added and Omitted Taxes	74,895.00
Police Protection	31,500.00			Total Taxes Levied - ABSTRACT	4,764,881.54
Civil Defense & Disaster Control	3,538.00	Prior Years Surplus Appropriated	42,394.00	Total Taxes Billed	4,767,473.00
Environmental Inspection & Control	27,000.00	REVENUES TOTAL	5,670,804.00	1989 TAXES COLLECTED	4,410,445.00
Other Public Safety		Reserve For Uncollected Taxes	346,332.00	1989 Taxes Cancelled, Abated or Adjusted	107,358.00
PUBLIC WORKS		CAPITAL OUTLAY TOTAL	43,823.00	Transfer to Tax Title Liens or Foreclosed	15,462.00
Streets and Drainage	114,000.00			Balance Outstanding Dec. 31, 1989	234,213.00
Sewers and Sewage Processing	3,500.00	Public Enterprises		PRIOR YEARS TAXES OUTSTANDING	
Garbage and Trash Disposal	39,400.00	Recreation-Culture		Balance January 1, 1989	160,572.00
Public Buildings and Grounds		Public Works	43,823.00	Collected in 1989	156,751.00
Other Public Works		Buildings and Grounds		Cancelled, Abated or Adjusted 1989	
HEALTH and WELFARE		Library and Education		Transfers to Tax Title Liens or Foreclosed	
Health Services Except Environmental	556.00	Conservation		Balance December 31, 1989	3,821.00
Welfare-Public Assistance	3,938.00	All Other		TAX TITLE LIENS OUTSTANDING	
Hospital, Clinics, First Aid				Balance January 1, 1989	75,070.00
Animal, Insect, & Rodent Control	7,200.00	CAPITAL DEBT AUTHORIZED, DECEMBER 31, 1989		Transfer From Taxes	15,462.00
Other Welfare Services		ISSUED AND UNISSUED		Redeemed in 1989	4,187.00
RECREATION and CONSERVATION		School	7,913,430	Cancelled, Abated or Adjusted (1989)	
Beaches and Boardwalks		Self-Liquidating		Transfers to Foreclosed Property	
Parks, Playgrounds, Shade Trees	12,290.00	Other	406,200	Balance December 31, 1989	86,345.00
Land Reclamation & Conservation	10,000.00	Total	8,224,630	PROPERTY ACQUIRED BY DEED OR FORECLOSURE	
Other Recreational Services	1,000.00	ISSUED AND OUTSTANDING		Balance January 1, 1989	17,925.00
EDUCATION (excluding schools)		School		Transfers From Taxes or Liens	
Libraries		Self-Liquidating		Sale for Cash (1989)	
Other Educational Services		Other		Cancelled, Abated or Adjusted (1989)	
STATUTORY EXPENDITURES		Total	6,591,680.00	Balance December 31, 1989	17,925.00
Pensions & F. L. C. A.	23,000.00	EQUALIZED VALUATION BASIS FOR NET DEBT COMPUTATION		CURRENT FINANCES DECEMBER 31, 1989	
Employee Fringe Benefits				ASSETS	
Other Statutory Expenditures	750.00	REAL PROPERTY VALUATIONS		Cash Dec. 31, 1989	2,438,668.00
CETA And Other Public Employment Programs		Code Class # of Parcels % VAL'N ASSESSED VALUATION		Taxes Receivable	235,034.00
MUNICIPAL FUNCTIONS TOTAL	625,979.00	1 Vacant Land 509 9.33 23,744,100.00		Tax Title Liens	86,345.00
CAPITAL IMPROVEMENTS * MEMO *	40,000.00	2 Residential 1473 85.24 242,999,100.00		Foreclosed Property	17,925.00
DEBT SERVICE		3 Farm 233 2.90 3,209,050.00		Emergencies & Other Deferred Charges	50,000.00
Principal Payments	57,800.00	4a Commercial 46 3.05 9,705,550.00		State and Federal Aid Receivable	1,764.00
Interest Payments		4b Industrial 5 .43 1,356,500.00		Other Receivables	24,745.00
DEFERRED CHARGES	15,000.00	4c Apartments		Total	2,857,481.00
SCHOOL, COUNTY, SPECIAL DISTRICT TAXES	4,639,936.54	Total 2271 284,974,300.00		LIABILITIES, RESERVES, AND SURPLUS	
RESERVE FOR UNCOLLECTED TAXES	346,332.00	Land Area 46.61 Sq. Miles		Cash Liabilities	1,746,750.00
EXPENDITURES TOTAL	5,735,097.54	Net Valuation Taxable-Municipal	287,535,720	Reserves for Receivables	358,406.00
		Net Valuation Taxable-County	224,780,476	Surplus Dec. 31, 1989	752,325.00
		State Equalized Valuation	275,970,515	Total	2,857,481.00
		State Equalization Ratio	104.23		

Population 1980 504
 Population 1990 403
 S & P Rating
 Moody Rating

General Tax Rate Per \$100. 2.95
 State Equalized Tax Rate 2.67

SHILOH BOROUGH - CUMBERLAND CO.

Form of Government:

Borough Council

Number of Members on Governing Body - 6

PER CAPITA: Gross Debt 376.41 PER CENT: 15.50
 Net Debt
 Debt Service
 Total Tax Levy 758.76 Tax Levy Collected 39.58
 Municipal Expenditures 337.94 or Adjusted 1.19

EXPENDITURES	REVENUES-REALIZED	1989 PROPERTY TAX	
GENERAL GOVERNMENT		STATE EQUALIZED TAX RATE	
Governing Body & Public Boards		Local District School Taxes .39	102,833.00
Municipal Clerk		Regional & Consolidated School Tax .42	49,310.62
Financial Administration 6,254.90	1989 Property Taxes Collected 278,759.84	School Taxes in Municipal Budget	
Assessment of Taxes 1,538.00	1989 Payments in Lieu of Taxes	County Taxes .98 *	114,213.57
Collection of Taxes 1,438.35	Delinquent Tax & Lien Collections 41,493.37	County Library Taxes	
Planning, Housing & Development 1,400.00	Business Personalty Replacement Taxes 4,597.34	Local Municipal Purpose Taxes .37	43,215.92
Human Resources	Taxes from Public Utilities 17,412.00	Veteran & Senior Citizen Taxes	9,550.00
Elections	Other Miscellaneous Tax Revenues	Total Taxes for Rate Computation 2.66	319,123.11
General Administration (other) 21,701.57	State Aid Revenues 4,237.23	Special District Taxes	
JUDICIARY	Federal Aid Revenues	Bank Corp. Taxes	
Municipal Courts 1,119.00	State and Local Fiscal Assistance Act Utilized	Added and Omitted Taxes	
PUBLIC SAFETY	Sale of Acquired Property	Total Taxes Levied - ABSTRACT	309,573.11
Fire Protection 9,730.87	Other Miscellaneous Revenues	Total Taxes Billed	311,189.19
Police Protection		1989 TAXES COLLECTED	278,759.84
Civil Defense & Disaster Control 200.00	Prior Years Surplus Appropriated	1989 Taxes Cancelled, Abated or Adjusted	603.21
Environmental Inspection & Control 1,000.00	REVENUES TOTAL 382,849.29	Transfer to Tax Title Liens or Foreclosed	
Other Public Safety	Reserve For Uncollected Taxes 39,721.02	Balance Outstanding Dec. 31, 1989	31,826.14
PUBLIC WORKS	CAPITAL OUTLAY TOTAL 1,759.62	PRIOR YEARS TAXES OUTSTANDING	
Streets and Drainage 17,849.31	Public Enterprises	Balance January 1, 1989	41,493.87
Sewers and Sewage Processing 8,000.00	Recreation-Culture	Collected in 1989	41,493.87
Garbage and Trash Disposal 23,501.98	Public Works	Cancelled, Abated or Adjusted 1989	
Public Buildings and Grounds	Buildings and Grounds	Transfers to Tax Title Liens or Foreclosed	
Other Public Works	Library and Education	Balance December 31, 1989	
HEALTH and WELFARE	Conservation	TAX TITLE LIENS OUTSTANDING	
Health Services Except Environmental 200.00	All Other	Balance January 1, 1989	
Welfare-Public Assistance 1,000.00		Transfer From Taxes	
Hospital, Clinics, First Aid	CAPITAL DEBT AUTHORIZED, DECEMBER 31, 1989	Redeemed in 1989	
Animal, Insect, & Rodent Control 500.00	ISSUED AND UNISSUED GROSS DEBT NET DEBT	Cancelled, Abated or Adjusted (1989)	
Other Welfare Services	School 153,576	Transfers to Foreclosed Property	
RECREATION and CONSERVATION	Self-Liquidating	Balance December 31, 1989	
Beaches and Boardwalks	Other	PROPERTY ACQUIRED BY DEED OR FORECLOSURE	
Parks, Playgrounds, Shade Trees	Total 153,576	Balance January 1, 1989	
Land Reclamation & Conservation	ISSUED AND OUTSTANDING	Transfers From Taxes or Liens	
Other Recreational Services	School 153,576.19	Sale for Cash (1989)	
EDUCATION (excluding schools)	Self-Liquidating	Cancelled, Abated or Adjusted (1989)	
Libraries	Other	Balance December 31, 1989	
Other Educational Services	Total 153,576.19	CURRENT FINANCES DECEMBER 31, 1989	
STATUTORY EXPENDITURES	EQUALIZED VALUATION BASIS FOR NET DEBT COMPUTATION 10,222,530	ASSETS	
Pensions & F. L. C. A. 460.00	REAL PROPERTY VALUATIONS	Cash Dec. 31, 1989	111,707.69
Employee Fringe Benefits	Code Class # of Parcels % VAL'N	Taxes Receivable	31,826.14
Other Statutory Expenditures 85.00	1 Vacant Land 13 1.15	Tax Title Liens	
CETA And Other Public Employment Programs	2 Residential 164 78.74	Foreclosed Property	
MUNICIPAL FUNCTIONS TOTAL 95,979.38	3 Farm 30 12.94	Emergencies & Other Deferred Charges	1,859.03
CAPITAL IMPROVEMENTS * MEMO *	4a Commercial 16 7.05	State and Federal Aid Receivable	
DEBT SERVICE	4b Industrial	Other Receivables	89.49
Principal Payments	4c Apartments 1 .12	Total	145,462.35
Interest Payments	Total 224	LIABILITIES, RESERVES, AND SURPLUS	
DEFERRED CHARGES 2,180.00	Land Area 1.18 Sq. Miles	Cash Liabilities	67,426.72
SCHOOL, COUNTY, SPECIAL DISTRICT TAXES 266,357.19	Net Valuation Taxable-Municipal	Reserves for Receivables	31,895.63
RESERVE FOR UNCOLLECTED TAXES 39,721.02	Net Valuation Taxable-County	Surplus Dec. 31, 1989	46,140.00
EXPENDITURES TOTAL 404,237.59	State Equalized Valuation	Total	145,462.35
	State Equalization Ratio		

*Includes County Health Service Taxes, County Vocational School Taxes, or County Open Space Tax. See Table 13.

1528

Population 1980 1,427
 Population 1990 1,352
 S & P Rating
 Moody Rating AAA

General Tax Rate Per \$100. 2.05
 State Equalized Tax Rate .97

SHIP BOTTOM BOROUGH - OCEAN COUNTY
 Form of Government:
Borough Council
 Number of Members on Governing Body - 6

PER CAPITA:
 Gross Debt 1,657.20
 Net Debt 1,520.05
 Debt Service 111.96
 Total Tax Levy 3,001.16
 Municipal Expenditures 2,059.86

PER CENT:
 Gross Debt .64
 Net Debt .59
 Tax Levy Collected 93.11
 Tax Levy Cancelled, Abated or Adjusted

EXPENDITURES		REVENUES-REALIZED		1989 PROPERTY TAX	
GENERAL GOVERNMENT				STATE EQUALIZED TAX RATE	
Governing Body & Public Boards		1989 Property Taxes Collected	3,777,933.02	Local District School Taxes	
Municipal Clerk		1989 Payments in Lieu of Taxes		Regional & Consolidated School Tax	.26
Financial Administration	32,200.00	Delinquent Tax & Lien Collections	166,477.83	School Taxes in Municipal Budget	
Assessment of Taxes	47,300.00	Business Personalty Replacement Taxes	23,691.80	County Taxes	.34
Collection of Taxes	41,255.00	Taxes from Public Utilities	241,139.00	County Library Taxes	.02
Planning, Housing & Development	61,300.00	Other Miscellaneous Tax Revenues		Local Municipal Purpose Taxes	.34
Human Resources	32,722.24	State Aid Revenues	24,020.06	Veteran & Senior Citizen Taxes	
Elections		Federal Aid Revenues		Total Taxes for Rate Computation	.96
General Administration (other)	274,300.00	State and Local Fiscal Assistance Act Utilized		Special District Taxes	
JUDICIARY		Sale of Acquired Property		Bank Corp. Taxes	
Municipal Courts	35,000.00	Other Miscellaneous Revenues	452,485.19	Added and Omitted Taxes	85,082.13
PUBLIC SAFETY				Total Taxes Levied - ABSTRACT	4,057,573.44
Fire Protection	27,609.63	Prior Years Surplus Appropriated	620,000.00	Total Taxes Billed	4,057,573.44
Police Protection	474,413.24	REVENUES TOTAL	5,305,746.95	1989 TAXES COLLECTED	3,777,933.02
Civil Defense & Disaster Control	3,000.00	Reserve For Uncollected Taxes	279,600.00	1989 Taxes Cancelled, Abated or Adjusted	
Environmental Inspection & Control	7,300.00			Transfer to Tax Title Liens or Foreclosed	
Other Public Safety		CAPITAL OUTLAY TOTAL	604,725.89	Balance Outstanding Dec. 31, 1989	279,640.42
PUBLIC WORKS				PRIOR YEARS TAXES OUTSTANDING	
Streets and Drainage	209,737.00	Public Enterprises		Balance January 1, 1989	189,889.43
Sewers and Sewage Processing		Recreation-Culture		Collected in 1989	166,477.88
Garbage and Trash Disposal	439,500.00	Public Works	155,148.77	Cancelled, Abated or Adjusted 1989	
Public Buildings and Grounds	39,250.00	Buildings and Grounds	389,896.90	Transfers to Tax Title Liens or Foreclosed	
Other Public Works	2,100.00	Library and Education	59,620.22	Balance December 31, 1989	23,411.55
HEALTH and WELFARE		Conservation		TAX TITLE LIENS OUTSTANDING	
Health Services Except Environmental	24,630.00	All Other		Balance January 1, 1989	
Welfare-Public Assistance	2,600.00			Transfer From Taxes	
Hospital, Clinics, First Aid	3,000.00	CAPITAL DEBT AUTHORIZED, DECEMBER 31, 1989		Redeemed in 1989	
Animal, Insect, & Radent Control	6,000.00	ISSUED AND UNISSUED		Cancelled, Abated or Adjusted (1989)	
Other Welfare Services		Schaal	185,425	Transfers to Foreclosed Property	
RECREATION and CONSERVATION		Self-Liquidating		Balance December 31, 1989	
Beaches and Boardwalks	121,545.00	Other	2,055,110	PROPERTY ACQUIRED BY DEED OR FORECLOSURE	
Parks, Playgrounds, Shade Trees		Total	2,240,536	Balance January 1, 1989	20,010.00
Land Reclamation & Conservation	50,000.00	ISSUED AND OUTSTANDING		Transfers From Taxes or Liens	
Other Recreational Services	27,150.00	School	185,425.39	Sole for Cash (1989)	
EDUCATION (excluding schools)		Self-Liquidating		Cancelled, Abated or Adjusted (1989)	
Libraries		Other	1,713,750.00	Balance December 31, 1989	20,010.00
Other Educational Services	300.00	Total	1,899,175.39	CURRENT FINANCES DECEMBER 31, 1989	
STATUTORY EXPENDITURES		EQUALIZED VALUATION BASIS FOR NET DEBT COMPUTATION		ASSETS	
Pensions & F. L. C. A.	106,477.00	REAL PROPERTY VALUATIONS		Cash Dec. 31, 1989	1,416,354.60
Employee Fringe Benefits	137,600.00	<u>Code</u> <u>Class</u> <u># of Parcels</u> <u>% VAL'N</u>		Taxes Receivable	303,051.97
Other Statutory Expenditures	5,000.00	1 Vacant Land 141 3.38		Tax Title Liens	
CETA And Other Public Employment Programs		2 Residential 1659 80.77		Foreclosed Property	20,010.00
MUNICIPAL FUNCTIONS TOTAL	2,233,509.11	3 Farm		Emergencies & Other Deferred Charges	158,978.15
CAPITAL IMPROVEMENTS		4a Commercial 146 14.44		State and Federal Aid Receivable	2,651.25
DEBT SERVICE		4b Industrial		Other Receivables	21,116.87
Principal Payments	77,750.00	4c Apartments 11 1.41		Total	1,922,162.84
Interest Payments	75,622.63	Total 1957		LIABILITIES, RESERVES, AND SURPLUS	
DEFERRED CHARGES		Land Area .71 Sq. Miles		Cash Liabilities	956,586.56
SCHOOL, COUNTY, SPECIAL DISTRICT TAXES	2,539,941.31	Net Valuation Taxable-Municipal	194,040,823	Reserves for Receivables	344,178.84
RESERVE FOR UNCOLLECTED TAXES	279,600.00	Net Valuation Taxable-County	363,549,247	Surplus Dec. 31, 1989	619,397.44
EXPENDITURES TOTAL	5,374,223.05	State Equalized Valuation	411,392,710	Total	1,922,162.84
		State Equalization Ratio	47.12		

Population 1980 2,962
 Population 1990 3,076
 S & P Rating
 Moody Rating A

General Tax Rate Per \$100. 1.65
 State Equalized Tax Rate 1.74

SHREWSBURY BORO. - MONMOUTH CO.

Form of Government:
 Borough Council

Number of Members on Governing Body - 6

PER CAPITA: 1,216.90
 Net Debt 491.82
 Debt Service 158.41
 Total Tax Levy 2,311.05
 Municipal Expenditures 950.35

PER CENT: 1.10
 Net Debt .45
 Tax Levy Collected 97.40
 Tax Levy Cancelled, Abated or Adjusted

EXPENDITURES		REVENUES-REALIZED			1989 PROPERTY TAX	
GENERAL GOVERNMENT		REVENUES			STATE EQUALIZED TAX RATE	
Governing Body & Public Boards		1989 Property Taxes Collected		Local District School Taxes	.57	2,316,054.75
Municipal Clerk		1989 Payments in Lieu of Taxes	6,969,315.09	Regional & Consolidated School Tax	.36	1,440,836.04
Financial Administration	13,000.00	Delinquent Tax & Lien Collections	104,751.93	School Taxes in Municipal Budget		
Assessment of Taxes	16,020.00	Business Personalty Replacement Taxes	88,329.76	County Taxes	.40	1,630,391.66
Collection of Taxes	62,200.00	Taxes from Public Utilities	273,723.00	County Library Taxes	.01	52,451.44
Planning, Housing & Development	31,936.00	Other Miscellaneous Tax Revenues		Local Municipal Purpose Taxes	.39	1,589,928.11
Human Resources	29,950.00	State Aid Revenues	38,579.77	Veteran & Senior Citizen Taxes		23,350.00
Electians		Federal Aid Revenues		Total Taxes far Rate Computation	1.73	7,053,012.00
General Administration (other)	279,511.54	State and Local Fiscal Assistance Act Utilized		Special District Taxes		
JUDICIARY		Sale of Acquired Property		Bank Corp. Taxes		
Municipal Courts	56,300.00	Other Miscellaneous Revenues	493,528.92	Added and Omitted Taxes		125,363.44
PUBLIC SAFETY		Total	7,968,228.47	Total Taxes Levied - ABSTRACT		7,155,025.44
Fire Protection	63,293.32	Prior Years Surplus Appropriated	825,000.00	Total Taxes Billed		7,155,025.44
Police Protection	661,000.00	REVENUES TOTAL	8,793,228.47	1989 TAXES COLLECTED		6,969,315.09
Civil Defense & Disaster Control	14,000.00	Reserve For Uncollected Taxes	167,856.00	1989 Taxes Cancelled, Abated or Adjusted		
Environmental Inspection & Control	27,752.00	CAPITAL OUTLAY	TOTAL	Transfer to Tax Title Liens or Foreclosed		
Other Public Safety		Public Enterprises	432,051.06	Balance Outstanding Dec. 31, 1989		185,710.35
PUBLIC WORKS		Recreation-Culture	1,211.75	PRIOR YEARS TAXES OUTSTANDING		
Streets and Drainage	234,183.24	Public Works	254,416.21	Balance January 1, 1989		97,983.45
Sewers and Sewage Processing	73,500.00	Buildings and Grounds	176,423.10	Collected in 1989		96,185.39
Garbage and Trash Disposal	249,570.00	Library and Education		Cancelled, Abated or Adjusted 1989		
Public Buildings and Grounds	10,000.00	Conservation		Transfers to Tax Title Liens or Foreclosed		
Other Public Works	13,219.00	All Other		Balance December 31, 1989		1,798.06
HEALTH and WELFARE		CAPITAL DEBT AUTHORIZED, DECEMBER 31, 1989		TAX TITLE LIENS OUTSTANDING		
Health Services Except Environmental	17,535.00	ISSUED AND UNISSUED		Balance January 1, 1989		8,566.64
Welfare-Public Assistance	2,100.00	School	2,244,832	Transfer From Taxes		
Hospital, Clinics, First Aid		Self-Liquidating		Redeemed in 1989		8,566.64
Animal, Insect, & Rodent Control		Other	1,522,685	Cancelled, Abated or Adjusted (1989)		
Other Welfare Services		Total	3,767,517	Transfers to Foreclosed Property		
RECREATION and CONSERVATION		ISSUED AND OUTSTANDING		Balance December 31, 1989		
Beaches and Boardwalks		School	2,244,832.46	PROPERTY ACQUIRED BY DEED OR FORECLOSURE		
Parks, Playgrounds, Shade Trees	7,700.00	Self-Liquidating		Balance January 1, 1989		
Land Reclamation & Conservation	500.00	Other	550,285.00	Transfers From Taxes or Liens		
Other Recreational Services		Total	2,795,117.46	Sale for Cash (1989)		
EDUCATION (excluding schools)		EQUALIZED VALUATION BASIS		Cancelled, Abated or Adjusted (1989)		
Libraries		FOR NET DEBT COMPUTATION	341,595,082	Balance December 31, 1989		
Other Educational Services		REAL PROPERTY VALUATIONS		CURRENT FINANCES DECEMBER 31, 1989		
STATUTORY EXPENDITURES		Code	Class	# of Parcels	% VAL'N	ASSESSED VALUATION
Pensions & F. I. C. A.	174,588.97	1	Vacant Land	103	5.39	24,904,700.00
Employee Fringe Benefits	198,500.00	2	Residential	1077	57.15	241,584,900.00
Other Statutory Expenditures		3	Farm	2	.10	420,600.00
CETA And Other Public Employment Programs		4a	Commercial	162	36.86	155,788,900.00
MUNICIPAL FUNCTIONS		4b	Industrial			
TOTAL	2,246,259.07	4c	Apartments			
CAPITAL IMPROVEMENTS		Total	1344			422,699,100.00
DEBT SERVICE		Land Area	2.30	Sq. Miles		
Principal Payments	320,000.00	Net Valuation Taxable-Municipal				425,655,338
Interest Payments	170,432.50	Net Valuation Taxable-County				388,947,046
DEFERRED CHARGES		State Equalized Valuation				402,974,313
SCHOOL, COUNTY, SPECIAL DISTRICT TAXES	37,750.00	State Equalization Ratio				105.67
RESERVE FOR UNCOLLECTED TAXES	5,439,733.89	LIABILITIES, RESERVES, AND SURPLUS				
EXPENDITURES TOTAL	8,382,031.46	Cash Liabilities				2,396,665.10
		Reserves for Receivables				187,508.41
		Surplus Dec. 31, 1989				887,670.29
		Total				3,471,843.80

1346

Population 1980 995
 Population 1990 1,098
 S & P Rating
 Moody Rating

General Tax Rate Per \$100. 5.07
 State Equalized Tax Rate 2.65

SHREWSBURY TWP. - MONMOUTH CO.
 Form of Government:
 Township Committee
 Number of Members on Governing Body - 3

PER CAPITA:
 Gross Debt 216.95
 Net Debt 216.95
 Debt Service 24.31
 Total Tax Levy 829.16
 Municipal Expenditures 509.07

PER CENT:
 Gross Debt .77
 Net Debt .77
 Tax Levy Collected 99.36
 Tax Levy Cancelled, Abated or Adjusted

EXPENDITURES		REVENUES-REALIZED			1989 PROPERTY TAX	
GENERAL GOVERNMENT		1989 Property Taxes Collected 904,506.41			STATE EQUALIZED TAX RATE	
Governing Body & Public Boards		1989 Payments in Lieu of Taxes		Local District School Taxes		
Municipal Clerk		Delinquent Tax & Lien Collections		Regional & Consolidated School Tax 1.27		435,826.06
Financial Administration	13,504.27	Business Personality Replacement Taxes	749.00	School Taxes in Municipal Budget		
Assessment of Taxes	14,875.00	Taxes from Public Utilities	33,951.00	County Taxes	.39	134,822.14
Collection of Taxes	3,975.00	Other Miscellaneous Tax Revenues		County Library Taxes	.01	4,337.37
Planning, Housing & Development		State Aid Revenues	28,492.88	Local Municipal Purpose Taxes	.98	335,430.64
Human Resources		Federal Aid Revenues		Veteran & Senior Citizen Taxes		50.00
Elections	1,420.00	State and Local Fiscal Assistance Act Utilized		Total Taxes for Rate Computation 2.65		910,466.81
General Administration (other)	132,570.00	Sale of Acquired Property		Special District Taxes		
JUDICIARY		Other Miscellaneous Revenues		Bank Corp. Taxes		
Municipal Courts	7,530.00	Total	1,000,013.37	Added and Omitted Taxes		
PUBLIC SAFETY		Prior Years Surplus Appropriated	150,000.00	Total Taxes Levied - ABSTRACT		910,416.81
Fire Protection	6,803.03	REVENUES TOTAL	1,150,013.37	Total Taxes Billed		910,416.81
Police Protection	3,200.00	Reserve For Uncollected Taxes	9,877.36	1989 TAXES COLLECTED		904,560.41
Civil Defense & Disaster Control	1,000.00	CAPITAL OUTLAY TOTAL	63,742.87	1989 Taxes Cancelled, Abated or Adjusted		
Environmental Inspection & Control	6,375.00	Public Enterprises		Transfer to Tax Title Liens or Foreclosed		
Other Public Safety		Recreation-Culture	42,651.20	Balance Outstanding Dec. 31, 1989		5,350.40
PUBLIC WORKS		Public Works	21,091.67	PRIOR YEARS TAXES OUTSTANDING		
Streets and Drainage	46,000.00	Buildings and Grounds		Balance January 1, 1989		5,439.49
Sewers and Sewage Processing	175,160.46	Library and Education		Collected in 1989		5,439.49
Garbage and Trash Disposal		Conservation		Cancelled, Abated or Adjusted 1989		
Public Buildings and Grounds	27,995.00	All Other		Transfers to Tax Title Liens or Foreclosed		
Other Public Works		CAPITAL DEBT AUTHORIZED, DECEMBER 31, 1989		Balance December 31, 1989		
HEALTH and WELFARE		ISSUED AND UNISSUED		TAX TITLE LIENS OUTSTANDING		
Health Services Except Environmental	9,334.00	School		Balance January 1, 1989		
Welfare-Public Assistance	3,000.00	Self-Liquidating		Transfer From Taxes		
Hospital, Clinics, First Aid		Other	238,211	Redeemed in 1989		
Animal, Insect, & Rodent Control		Total	238,211	Cancelled, Abated or Adjusted (1989)		
Other Welfare Services		ISSUED AND OUTSTANDING		Transfers to Foreclosed Property		
RECREATION and CONSERVATION		School		Balance December 31, 1989		
Beaches and Boardwalks		Self-Liquidating		PROPERTY ACQUIRED BY DEED OR FORECLOSURE		
Parks, Playgrounds, Shade Trees	3,600.00	Other		Balance January 1, 1989		
Land Reclamation & Conservation	28,500.00	Total	97,500.00	Transfers From Taxes or Liens		
Other Recreational Services	2,300.00	EQUALIZED VALUATION BASIS FOR NET DEBT COMPUTATION		Sale for Cash (1989)		
EDUCATION (excluding schools)		REAL PROPERTY VALUATIONS		Cancelled, Abated or Adjusted (1989)		
Libraries		Code Class # of Parcels % VAL'N ASSESSED VALUATION		Balance December 31, 1989		
Other Educational Services		1 Vacant Land		CURRENT FINANCES DECEMBER 31, 1989		
STATUTORY EXPENDITURES		2 Residential 122 39.80		ASSETS		
Pensions & F. L. C. A.	14,454.34	3 Form		Cash Dec. 31, 1989		322,259.80
Employee Fringe Benefits		4a Commercial		Taxes Payable		5,350.40
Other Statutory Expenditures	800.00	4b Industrial		Tax Title Liens		
CETA And Other Public Employment Programs		4c Apartments 2 60.20		Foreclosed Property		
MUNICIPAL FUNCTIONS TOTAL	506,446.10	Total 124		Emergencies & Other Deferred Charges		12,500.00
CAPITAL IMPROVEMENTS *MEMO*	100.00			State and Federal Aid Receivable		
DEBT SERVICE				Other Receivables		34,675.35
Principal Payments	20,167.64			Total		375,280.05
Interest Payments	6,527.03			LIABILITIES, RESERVES, AND SURPLUS		
DEFERRED CHARGES	15,945.40			Cash Liabilities		183,438.99
SCHOOL, COUNTY, SPECIAL DISTRICT TAXES	574,936.17			Reserves for Receivables		40,526.25
RESERVE FOR UNCOLLECTED TAXES	9,877.36			Surplus Dec. 31, 1989		151,320.82
EXPENDITURES TOTAL	1,133,943.70			Total		375,280.05

*Includes County Health Service Taxes, County Vocational School Taxes, or County Open Space Tax. See Table 13.

0431
 Population 1980 5,900
 Population 1990 5,440
 S & P Rating
 Moody Rating BAA1

General Tax Rate Per \$100. 3.42
 State Equalized Tax Rate 2.46

SOMERDALE BOROUGH - CAMDEN CO.

Form of Government:

Borough Council

Number of Members on Governing Body - 6

PER CAPITA: Grass Debt 670.89 PER CENT: Grass Debt 2.56
 Net Debt 417.10 Net Debt 1.59
 Debt Service 73.84 Tax Levy Collected 96.20
 Total Tax Levy 807.90 Tax Levy Cancelled, Abated or Adjusted
 Municipal Expenditures 422.53

EXPENDITURES		REVENUES-REALIZED		1989 PROPERTY TAX	
GENERAL GOVERNMENT		REVENUES-REALIZED		STATE EQUALIZED TAX RATE	
Governing Body & Public Boards		1989 Property Taxes Collected	4,193,024.26	Local District School Taxes	54 946,905.00
Municipal Clerk		1989 Payments in Lieu of Taxes		Regional & Consolidated School Tax	40 702,874.53
Financial Administration	22,650.00	Delinquent Tax & Lien Collections	143,452.11	School Taxes in Municipal Budget	
Assessment of Taxes	8,474.99	Business Personalty Replacement Taxes	41,001.80	County Taxes	.84 1,482,898.31
Collection of Taxes	23,303.06	Taxes from Public Utilities	337,740.00	County Library Taxes	.02 39,160.83
Planning, Housing & Development	8,637.69	Other Miscellaneous Tax Revenues		Local Municipal Purpose Taxes	.66 1,159,000.00
Human Resources	23,735.49	State Aid Revenues	105,958.90	Veteran & Senior Citizen Taxes	
Elections	3,729.03	Federal Aid Revenues		Total Taxes for Rate Computation	2.46 4,416,438.67
General Administration (other)	167,358.50	State and Local Fiscal Assistance Act Utilized		Special District Taxes	
JUDICIARY		Sale of Acquired Property		Bank Corp. Taxes	
Municipal Courts	53,054.09	Other Miscellaneous Revenues	367,226.63	Added and Omitted Taxes	26,055.15
PUBLIC SAFETY		Total	5,188,403.70	Total Taxes Levied - ABSTRACT	4,350,893.32
Fire Protection	62,606.58	Prior Years Surplus Appropriated	310,000.00	Total Taxes Billed	4,358,813.07
Police Protection	362,553.68	RESERVE FOR UNCOLLECTED TAXES	199,676.89	1989 TAXES COLLECTED	4,193,024.26
Civil Defense & Disaster Control	108.70	Reserve For Uncollected Taxes	199,676.89	1989 Taxes Cancelled, Abated or Adjusted	27,896.05
Environmental Inspection & Control	50,600.00	CAPITAL OUTLAY	TOTAL	Transfer to Tax Title Liens or Foreclosed	6,564.18
Other Public Safety			256,666.48	Balance Outstanding Dec. 31, 1989	131,523.58
PUBLIC WORKS		PUBLIC ENTERPRISES		PRIOR YEARS TAXES OUTSTANDING	
Streets and Drainage	83,177.26	Recreation-Culture		Balance January 1, 1989	160,023.83
Sewers and Sewage Processing		Public Works		Collected in 1989	126,979.63
Garbage and Trash Disposal	402,200.00	Buildings and Grounds	256,666.43	Cancelled, Abated or Adjusted 1989	
Public Buildings and Grounds	42,878.87	Library and Education		Transfers to Tax Title Liens or Foreclosed	16,247.33
Other Public Works		Conservation		Balance December 31, 1989	14,796.87
HEALTH and WELFARE		All Other		TAX TITLE LIENS OUTSTANDING	
Health Services Except Environmental	2,825.94	CAPITAL DEBT AUTHORIZED, DECEMBER 31, 1989		Balance January 1, 1989	59,553.77
Welfare-Public Assistance	25,572.22	ISSUED AND UNISSUED	GROSS DEBT	Transfer From Taxes	22,811.51
Hospital, Clinics, First Aid		School	1,330,635	Redeemed in 1989	14,472.48
Animal, Insect, & Rodent Control	1,000.00	Self-Liquidating	130,000	Cancelled, Abated or Adjusted (1989)	16,247.33
Other Welfare Services		Other	2,139,000	Transfers to Foreclosed Property	
RECREATION and CONSERVATION		Total	3,649,635	Balance December 31, 1989	51,645.47
Beaches and Boardwalks		ISSUED AND OUTSTANDING		PROPERTY ACQUIRED BY DEED OR FORECLOSURE	
Parks, Playgrounds, Shade Trees	500.00	School	500,635.34	Balance January 1, 1989	19,880.00
Land Reclamation & Conservation	12,746.45	Self-Liquidating	130,000.00	Transfers From Taxes or Liens	
Other Recreational Services		Other	2,139,000.00	Sale for Cash (1989)	
EDUCATION (excluding schools)		Total	2,769,635.34	Cancelled, Abated or Adjusted (1989)	
Libraries	4,400.00	EQUALIZED VALUATION BASIS FOR NET DEBT COMPUTATION		Balance December 31, 1989	19,880.00
Other Educational Services		REAL PROPERTY VALUATIONS		CURRENT FINANCES DECEMBER 31, 1989	
STATUTORY EXPENDITURES		Code Class # of Parcels % VAL'N	ASSESSED VALUATION	ASSETS	
Pensions & F. L. C. A.	70,904.69	1 Vacant Land 177 2.24	2,823,150.00	Cash Dec. 31, 1989	526,822.31
Employee Fringe Benefits	105,625.18	2 Residential 1579 67.39	84,932,650.00	Taxes Receivable	146,325.45
Other Statutory Expenditures	1,867.78	3 Farm 119 21.05	26,531,800.00	Tax Title Liens	51,645.47
CETA And Other Public Employment Programs		4a Commercial 40 5.39	6,794,750.00	Foreclosed Property	19,880.00
MUNICIPAL FUNCTIONS		4c Apartments 7 3.93	4,957,900.00	Emergencies & Other Deferred Charges	131,138.08
CAPITAL IMPROVEMENTS		Total 1922	126,040,250.00	State and Federal Aid Receivable	
DEBT SERVICE		Land Area 1.36 Sq. Miles		Other Receivables	98,175.62
Principal Payments	195,000.00	Net Valuation Taxable-Municipal	126,762,962	Total	973,986.93
Interest Payments	206,707.00	Net Valuation Taxable-County	149,296,046	LIABILITIES, RESERVES, AND SURPLUS	
DEFERRED CHARGES		State Equalized Valuation	176,217,351	Cash Liabilities	283,518.59
SCHOOL, COUNTY, SPECIAL DISTRICT TAXES	3,171,838.67	State Equalization Ratio	71.82	Reserves for Receivables	316,026.54
RESERVE FOR UNCOLLECTED TAXES	199,676.89			Surplus Dec. 31, 1989	374,441.80
EXPENDITURES				Total	973,986.93
TOTAL	5,470,402.78				

0121
 Population 1980 10,330
 Population 1990 11,210
 S & P Rating
 Moody Rating BAA1

General Tax Rate Per \$100. 2.42
 State Equalized Tax Rate 1.93

SOMERS POINT CITY - ATLANTIC COUNTY
 Form of Government:
 City Charter Act (P.L. 1897 c. 30)
 Number of Members on Governing Body - 7

PER CAPITA:
 Gross Debt 290.43
 Net Debt 283.35
 Debt Service 23.56
 Total Tax Levy 1,068.11
 Municipal Expenditures 444.89

PER CENT:
 Gross Debt .64
 Net Debt .62
 Tax Levy Collected 93.33
 Tax Levy Cancelled, Abated or Adjusted .50

EXPENDITURES		REVENUES-REALIZED		1989 PROPERTY TAX	
GENERAL GOVERNMENT		REVENUES-REALIZED		STATE EQUALIZED TAX RATE	
Governing Body & Public Boards		1989 Property Taxes Collected	11,185,524.29	Local District School Taxes	.57 3,453,469.00
Municipal Clerk		1989 Payments in Lieu of Taxes	15,678.00	Regional & Consolidated School Tax	.39 2,330,141.81
Financial Administration	95,114.34	Delinquent Tax & Lien Collections	485,137.67	School Taxes in Municipal Budget	.01 33,060.00
Assessment of Taxes	19,459.00	Business Personality Replacement Taxes	82,198.68	County Taxes	.44 * 2,629,135.82
Collection of Taxes	56,087.00	Taxes from Public Utilities	592,227.00	County Library Taxes	.03 174,601.04
Planning, Housing & Development	5,250.00	Other Miscellaneous Tax Revenues		Local Municipal Purpose Taxes	.50 3,012,193.82
Human Resources	75,600.34	State Aid Revenues	210,119.20	Veteran & Senior Citizen Taxes	
Elections	5,272.17	Federal Aid Revenues		Total Taxes far Rate Computation	1.94 11,749,951.49
General Administration (other)	533,267.82	State and Local Fiscal Assistance Act Utilized		Special District Taxes	
JUDICIARY		Sole of Acquired Property		Bank Corp. Taxes	
Municipal Courts	57,538.00	Other Miscellaneous Revenues	488,454.10	Added and Omitted Taxes	347,313.07
PUBLIC SAFETY		Total	13,059,338.94	Total Taxes Levied - ABSTRACT	11,979,914.56
Fire Protection	152,350.49	Prior Years Surplus Appropriated	278,760.00	Total Taxes Billed	11,984,586.55
Police Protection	1,187,855.91	REVENUES TOTAL	13,338,098.94	1989 TAXES COLLECTED	11,185,524.29
Civil Defense & Disaster Control	2,176.00	Reserve Far Uncollected Taxes	711,917.77	1989 Taxes Cancelled, Abated or Adjusted	59,798.77
Environmental Inspection & Control	21,935.00	CAPITAL OUTLAY TOTAL	710,540.42	Transfer to Tax Title Liens or Foreclosed	2,186.15
Other Public Safety		Public Enterprises		Balance Outstanding Dec. 31, 1989	737,077.34
PUBLIC WORKS		Recreation-Culture	105,506.85	PRIOR YEARS TAXES OUTSTANDING	
Streets and Drainage	406,124.00	Public Works	533,004.15	Balance January 1, 1989	501,518.60
Sewers and Sewage Processing	53,750.00	Buildings and Grounds	71,969.42	Collected in 1989	477,108.32
Garbage and Trash Disposal	527,319.00	Library and Education		Cancelled, Abated or Adjusted 1989	
Public Buildings and Grounds	44,650.00	Conservation		Transfers to Tax Title Liens or Foreclosed	
Other Public Works	35,900.00	All Other		Balance December 31, 1989	24,410.28
HEALTH and WELFARE		CAPITAL DEBT AUTHORIZED, DECEMBER 31, 1989		TAX TITLE LIENS OUTSTANDING	
Health Services Except Environmental		ISSUED AND UNISSUED		Balance January 1, 1989	24,326.49
Welfare-Public Assistance	13,937.00	School	79,000	Transfer From Taxes	2,186.15
Hospital, Clinics, First Aid		Self-Liquidating		Redeemed in 1989	8,029.35
Animal, Insect, & Radent Control	6,100.00	Other	3,178,475	Cancelled, Abated or Adjusted (1989)	1,932.18
Other Welfare Services		Total	3,257,475	Transfers to Foreclosed Property	
RECREATION and CONSERVATION		ISSUED AND OUTSTANDING		Balance December 31, 1989	16,551.11
Beaches and Boardwalks	3,726.00	School	79,000.00	PROPERTY ACQUIRED BY DEED OR FORECLOSURE	
Parks, Playgrounds, Shade Trees	22,300.00	Self-Liquidating		Balance January 1, 1989	13,412.50
Land Reclamation & Conservation	15,909.30	Other	2,174,000.00	Transfers From Taxes or Liens	
Other Recreational Services	3,320.00	Total	2,253,000.00	Sale for Cash (1989)	
EDUCATION (excluding schools)		EQUALIZED VALUATION BASIS FOR NET DEBT COMPUTATION	511,870,232	Cancelled, Abated or Adjusted (1989)	
Libraries	14,000.00	REAL PROPERTY VALUATIONS		Balance December 31, 1989	13,412.50
Other Educational Services	2,000.00	Code Class # of Parcels % VAL'N ASSESSED VALUATION		CURRENT FINANCES DECEMBER 31, 1989	
STATUTORY EXPENDITURES		1 Vacant Land 369 3.64 17,248,200.00		ASSETS	
Pensions & F. I. C. A.	297,959.40	2 Residential 3719 67.63 320,650,700.00		Cash Dec. 31, 1989	728,876.57
Employee Fringe Benefits	225,770.40	3 Farm 20.46 96,985,200.00		Taxes Receivable	761,487.62
Other Statutory Expenditures		4a Commercial 221 20.46 96,985,200.00		Tox Title Liens	16,551.11
CETA And Other Public Employment Programs		4b Industrial 28 8.27 39,212,300.00		Foreclosed Property	13,412.50
MUNICIPAL FUNCTIONS TOTAL	3,965,351.23	4c Apartments 4336 79.94 474,096,400.00		Emergencies & Other Deferred Charges	60,000.00
CAPITAL IMPROVEMENTS *MEMO*	35,000.00	Total Land Area 4.08 Sq. Miles		State and Federal Aid Receivable	12,282.37
DEBT SERVICE		Net Valuation Taxable-Municipal	480,680,358	Other Receivables	146,044.13
Principal Payments	163,000.00	Net Valuation Taxable-County	536,530,343	Total	1,738,654.30
Interest Payments	101,206.36	State Equalized Valuation	599,049,257	LIABILITIES, RESERVES, AND SURPLUS	
TYPE I SCHL DEBT *MEMO	46,713.00	State Equalization Ratio	79.94	Cash Liabilities	448,778.19
DEFERRED CHARGES	48,405.99			Reserves for Receivables	937,495.36
SCHOOL, COUNTY, SPECIAL DISTRICT TAXES	8,620,407.67			Surplus Dec. 31, 1989	352,380.75
RESERVE FOR UNCOLLECTED TAXES	711,917.77			Total	1,738,654.30
EXPENDITURES TOTAL	13,610,349.02				

Population 1980 11,973
 Population 1990 11,632
 S & P Rating
 Moody Rating A1

General Tax Rate Per \$100. 3.17
 State Equalized Tax Rate 2.21

SOMERVILLE BOROUGH - SOMERSET CO.

Form of Government:

Borough Council

Number of Members on Governing Body - 6

PER CAPITA:

Gross Debt 859.46
 Net Debt 479.99
 Debt Service 65.08
 Total Tax Levy 1,292.90
 Municipal Expenditures 700.36

PER CENT:

Gross Debt 1.67
 Net Debt .93
 Tax Levy Collected 95.86
 Tax Levy Cancelled, Abated or Adjusted .05

EXPENDITURES		REVENUES-REALIZED		1989 PROPERTY TAX	
GENERAL GOVERNMENT		REVENUES		STATE EQUALIZED TAX RATE	
Governing Body & Public Boards		1989 Property Taxes Collected	14,419,355.11	Local District School Taxes	1.10 7,421,783.75
Municipal Clerk		1989 Payments in Lieu of Taxes	2,959.67	Regional & Consolidated School Tax	
Financial Administration	67,070.00	Delinquent Tax & Lien Collections	523,237.76	School Taxes in Municipal Budget	
Assessment of Taxes	36,941.72	Business Personalty Replacement Taxes	252,335.28	County Taxes	.39 2,602,518.80
Collection of Taxes	52,450.00	Taxes from Public Utilities	1,009,632.00	County Library Taxes	
Planning, Housing & Development	41,409.57	Other Miscellaneous Tax Revenues		Local Municipal Purpose Taxes	.72 4,864,372.77
Human Resources	44,330.45	State Aid Revenues	151,322.35	Veteran & Senior Citizen Taxes	
Elections	4,937.09	Federal Aid Revenues		Total Taxes for Rate Computation	2.21 14,980,475.32
General Administration (other)	812,739.95	State and Local Fiscal Assistance Act Utilized		Special District Taxes	
JUDICIARY		Sale of Acquired Property		Bank Corp. Taxes	
Municipal Courts	98,300.00	Other Miscellaneous Revenues	1,027,525.17	Added and Omitted Taxes	55,080.09
PUBLIC SAFETY		TOTAL	17,391,428.34	Total Taxes Levied - ABSTRACT	15,039,065.85
Fire Protection	193,771.82	Prior Years Surplus Appropriated	475,000.00	Total Taxes Billed	15,042,239.67
Police Protection	1,797,766.48	Reserve For Uncollected Taxes	802,000.00	1989 TAXES COLLECTED	14,419,356.11
Civil Defense & Disaster Control	3,038.03	CAPITAL OUTLAY		1989 Taxes Cancelled, Abated or Adjusted	7,746.44
Environmental Inspection & Control	116,169.76	TOTAL	937,334.96	Transfer to Tax Title Liens or Foreclosed	14,448.03
Other Public Safety		REVENUES		Balance Outstanding Dec. 31, 1989	600,688.89
PUBLIC WORKS		TOTAL		PRIOR YEARS TAXES OUTSTANDING	
Streets and Drainage	607,650.10	Public Enterprises	339,167.97	Balance January 1, 1989	540,562.83
Sewers and Sewage Processing	25,100.00	Recreation-Culture		Collected in 1989	519,463.06
Garbage and Trash Disposal	763,941.12	Public Works	937,334.96	Cancelled, Abated or Adjusted 1989	
Public Buildings and Grounds	164,315.06	Buildings and Grounds		Transfers to Tax Title Liens or Foreclosed	19,767.80
Other Public Works		Library and Education		Balance December 31, 1989	1,331.97
HEALTH and WELFARE		Conservation		TAX TITLE LIENS OUTSTANDING	
Health Services Except Environmental	164,705.00	All Other		Balance January 1, 1989	54,424.31
Welfare-Public Assistance	45,714.10	CAPITAL DEBT AUTHORIZED, DECEMBER 31, 1989		Transfer From Taxes	34,215.83
Hospital, Clinics, First Aid		ISSUED AND UNISSUED		Redeemed in 1989	8,774.70
Animal, Insect, & Rodent Control	21,875.00	SCHOOL		Cancelled, Abated or Adjusted (1989)	
Other Welfare Services		Gross Debt	3,759,000	Transfers to Foreclosed Property	
RECREATION and CONSERVATION		Self-Liquidating	655,000	Balance December 31, 1989	79,865.44
Beaches and Boardwalks		Other	5,583,289	PROPERTY ACQUIRED BY DEED OR FORECLOSURE	
Parks, Playgrounds, Shade Trees	87,417.46	Total	9,997,289	Balance January 1, 1989	4,800.00
Land Reclamation & Conservation	83,446.00	ISSUED AND OUTSTANDING		Transfers From Taxes or Liens	
Other Recreational Services	101,943.63	School	3,759,000.00	Sale for Cash (1989)	
EDUCATION (excluding schools)		Self-Liquidating		Cancelled, Abated or Adjusted (1989)	
Libraries	215,462.60	Other	2,817,000.00	Balance December 31, 1989	4,800.00
Other Educational Services		Total	6,576,000.00	CURRENT FINANCES DECEMBER 31, 1989	
STATUTORY EXPENDITURES		EQUALIZED VALUATION BASIS		ASSETS	
Pensions & F. I. C. A.	557,866.18	FOR NET DEBT COMPUTATION	599,588,222	Cash Dec. 31, 1989	1,145,086.91
Employee Fringe Benefits	330,298.37	REAL PROPERTY VALUATIONS		Taxes Receivable	602,020.86
Other Statutory Expenditures		Code		Tax Title Liens	79,865.44
CETA And Other Public Employment Programs		Class		Foreclosed Property	4,800.00
MUNICIPAL FUNCTIONS		# of Parcels		Emergencies & Other Deferred Charges	260,524.14
TOTAL	6,460,758.89	% VAL'N		State and Federal Aid Receivable	3,603.70
CAPITAL IMPROVEMENTS		ASSESSED VALUATION		Other Receivables	226,667.55
* MEMO *	33,000.00	1 Vacant Land	96 .92 4,238,970.00	Total	2,322,568.60
DEBT SERVICE		2 Residential	2662 62.73 287,635,855.00	LIABILITIES, RESERVES, AND SURPLUS	
Principal Payments	539,700.00	3 Farm		Cash Liabilities	576,799.49
Interest Payments	217,258.43	4a Commercial	404 26.80 122,880,650.00	Reserves for Receivables	913,353.85
DEFERRED CHARGES		4b Industrial	19 3.24 14,850,800.00	Surplus Dec. 31, 1989	832,415.26
SCHOOL, COUNTY, SPECIAL DISTRICT TAXES	10,119,612.99	4c Apartments	29 6.31 28,948,700.00	Total	2,322,568.60
RESERVE FOR UNCOLLECTED TAXES	802,000.00	Total	3210 458,554,975.00		
EXPENDITURES		Land Area	2.30 Sq. Miles		
TOTAL	18,266,223.14	Net Valuation Taxable-Municipal	469,774,414		
		Net Valuation Taxable-County	637,335,645		
		State Equalized Valuation	668,047,278		
		State Equalization Ratio	69.82		

1220
 Population 1980 8,322
 Population 1990 7,363
 S & P Rating
 Moody Rating AAA

General Tax Rate Per \$100. 3.20
 State Equalized Tax Rate 1.61

SOUTH AMBOY CITY - MIDD. COUNTY
 Form of Government:
Mayor-Council Plan D (OMCL 50)
 Number of Members on Governing Body - 5

PER CAPITA: PER CENT:
 Gross Debt 526.16 Gross Debt 1.34
 Net Debt 526.16 Net Debt 1.34
 Debt Service 42.84 Tax Levy Collected 95.23
 Total Tax Levy 719.31 Tax Levy Cancelled, Abated
 Municipal Expenditures 819.95 or Adjusted .04

EXPENDITURES	REVENUES-REALIZED	1989 PROPERTY TAX	
GENERAL GOVERNMENT		STATE EQUALIZED TAX RATE	
Governing Body & Public Boards		Local District School Taxes	3,360,174.00
Municipal Clerk		Regional & Consolidated School Tax	
Financial Administration 169,286.00	1989 Property Taxes Collected 5,392,176.92	School Taxes in Municipal Budget	
Assessment of Taxes 19,173.00	1989 Payments in Lieu of Taxes	County Taxes .39	1,376,753.54
Collection of Taxes	Delinquent Tax & Lien Collections 235,632.72	County Library Taxes	
Planning, Housing & Development 53,137.00	Business Personality Replacement Taxes 57,453.24	Local Municipal Purpose Taxes .26	910,300.51
Human Resources 54,414.65	Taxes from Public Utilities 3,919,535.00	Veteran & Senior Citizen Taxes	116,800.00
Elections 3,129.00	Other Miscellaneous Tax Revenues	Total Taxes for Rate Computation 1.61	5,764,028.35
General Administration (other) 673,152.00	State Aid Revenues 103,603.79	Special District Taxes	
JUDICIARY	Federal Aid Revenues	Bank Corp. Taxes	
Municipal Courts 73,564.35	State and Local Fiscal Assistance Act Utilized	Added and Omitted Taxes	8,726.82
PUBLIC SAFETY	Sale of Acquired Property	Total Taxes Levied - ABSTRACT	5,855,954.97
Fire Protection 146,610.22	Other Miscellaneous Revenues 1,137,036.68	Total Taxes Billed	5,862,397.83
Police Protection 1,429,512.45	Total	1989 TAXES COLLECTED	5,392,176.72
Civil Defense & Disaster Control 1,750.00	Prior Years Surplus Appropriated 251,626.00	1989 Taxes Cancelled, Abated or Adjusted	2,154.34
Environmental Inspection & Control 31,416.00	REVENUES TOTAL 11,097,069.35	Transfer to Tax Title Liens or Foreclosed	26,390.00
Other Public Safety	Reserve For Uncollected Taxes 300,000.00	Balance Outstanding Dec. 31, 1989	241,676.62
PUBLIC WORKS	CAPITAL OUTLAY TOTAL 725,844.18	PRIOR YEARS TAXES OUTSTANDING	
Streets and Drainage 555,005.00	Public Enterprises	Balance January 1, 1989	255,505.52
Sewers and Sewage Processing 377,103.94	Recreation-Culture	Collected in 1989	231,933.59
Garbage and Trash Disposal 464,449.00	Public Works 293,457.71	Cancelled, Abated or Adjusted 1989	2,416.73
Public Buildings and Grounds 371,733.00	Buildings and Grounds 432,366.47	Transfers to Tax Title Liens or Foreclosed	13,196.39
Other Public Works	Library and Education	Balance December 31, 1989	7,950.37
HEALTH and WELFARE	Conservation	TAX TITLE LIENS OUTSTANDING	
Health Services Except Environmental 106,104.00	All Other	Balance January 1, 1989	80,191.13
Welfare-Public Assistance 6,000.00	CAPITAL DEBT AUTHORIZED, DECEMBER 31, 1989	Transfer From Taxes	41,435.77
Hospital, Clinics, First Aid	ISSUED AND UNISSUED	Redeemed in 1989	3,598.73
Animal, Insect, & Rodent Control 15,100.00	GROSS DEBT	Cancelled, Abated or Adjusted (1989)	
Other Welfare Services 9,741.00	School 241,227	Transfers to Foreclosed Property	
RECREATION and CONSERVATION	Self-Liquidating 3,895,954	Balance December 31, 1989	117,928.17
Beaches and Boardwalks	Other 4,137,181	PROPERTY ACQUIRED BY DEED OR FORECLOSURE	
Parks, Playgrounds, Shade Trees 14,000.00	ISSUED AND OUTSTANDING	Balance January 1, 1989	322,400.00
Land Reclamation & Conservation	School	Transfers From Taxes or Liens	
Other Recreational Services 177,536.00	Self-Liquidating 80,000.00	Sole for Cash (1989)	
EDUCATION (excluding schools)	Other 2,479,000.00	Cancelled, Abated or Adjusted (1989)	
Libraries 170,000.00	Total 2,559,000.00	Balance December 31, 1989	322,400.00
Other Educational Services 500.00	EQUALIZED VALUATION BASIS FOR NET DEBT COMPUTATION 309,898,664	CURRENT FINANCES DECEMBER 31, 1989	
STATUTORY EXPENDITURES	REAL PROPERTY VALUATIONS	ASSETS	
Pensions & F. L. C. A. 449,930.32	Code Class # of Parcels % VAL'N	Cash Dec. 31, 1989	1,232,223.97
Employee Fringe Benefits 427,250.00	1 Vacant Land 109 2.51	Taxes Receivable	249,832.99
Other Statutory Expenditures	2 Residential 2146 73.57	Tax Title Liens	117,928.17
CETA And Other Public Employment Programs	3 Farm	Foreclosed Property	322,400.00
MUNICIPAL FUNCTIONS TOTAL 5,800,701.93	4a Commercial 157 10.36	Emergencies & Other Deferred Charges	30,278.94
CAPITAL IMPROVEMENTS *MEMO* 10,000.00	4b Industrial 13 7.49	State and Federal Aid Receivable	14,939.00
DEBT SERVICE	4c Apartments 3 1.07	Other Receivables	315,267.74
Principal Payments 143,000.00	Total 2433	Total	2,282,720.81
Interest Payments 195,833.00	Land Area 1.45 Sq. Miles	LIABILITIES, RESERVES, AND SURPLUS	
DEFERRED CHARGES 3,755.44	Net Valuation Taxable-Municipal 175,677,227	Cash Liabilities	652,392.19
SCHOOL, COUNTY, SPECIAL DISTRICT TAXES 4,736,927.84	Net Valuation Taxable-County 366,052,585	Reserves for Receivables	1,005,228.90
RESERVE FOR UNCOLLECTED TAXES 300,000.00	State Equalized Valuation 350,189,402	Surplus Dec. 31, 1989	625,099.72
EXPENDITURES TOTAL 11,134,218.21	State Equalization Ratio 50.41	Total	2,282,720.81

SOUTH BELMAR BORO. - MONMOUTH CO.

Population 1980 1,566
 Population 1990 1,482
 S & P Rating
 Moody Rating

General Tax Rate Per \$100. 1.52
 State Equalized Tax Rate 1.60

Form of Government:
 Borough Council

Number of Members on Governing Body - 6

PER CAPITA: Grass Debt 246.18 PER CENT: Grass Debt .37
 Net Debt 232.10 Net Debt .35
 Debt Service 24.93 Tax Levy Collected 94.58
 Total Tax Levy 1,295.93 Tax Levy Cancelled, Abated
 Municipal Expenditures 945.05 or Adjusted

EXPENDITURES		REVENUES-REALIZED		1989 PROPERTY TAX	
GENERAL GOVERNMENT		1989 Property Taxes Collected		STATE EQUALIZED TAX RATE	
Governing Body & Public Boards		1989 Payments in Lieu of Taxes	1,817,453.83	Local District School Taxes	1.65
Municipal Clerk		Delinquent Tax & Lien Collections	111,190.94	Regional & Consolidated School Tax	
Financial Administration	14,423.00	Business Personalty Replacement Taxes	9,068.32	School Taxes in Municipal Budget	
Assessment of Taxes	5,655.00	Taxes from Public Utilities	81,732.00	County Taxes	.36 *
Collection of Taxes	11,017.27	Other Miscellaneous Tax Revenues		County Library Taxes	.01
Planning, Housing & Development	3,500.00	State Aid Revenues	202,789.29	Local Municipal Purpose Taxes	.58
Human Resources	74,444.21	Federal Aid Revenues		Veteron & Senior Citizen Taxes	
Elections	497.38	State and Local Fiscal Assistance Act Utilized		Total Taxes for Rate Computation	1.60
General Administration (other)	100,419.73	Sole of Acquired Property		Special District Taxes	
JUDICIARY		Other Miscellaneous Revenues	247,712.97	Bank Corp. Taxes	
Municipal Courts	29,138.97	Total	2,469,947.25	Added and Omitted Taxes	
PUBLIC SAFETY		Prior Years Surplus Appropriated	139,649.00	Total Taxes Levied - ABSTRACT	1,920,561.99
Fire Protection	15,175.72	REVENUES TOTAL	2,609,596.25	Total Taxes Billed	1,921,630.33
Police Protection	380,050.34	Reserve For Uncollected Taxes	148,885.10	1989 TAXES COLLECTED	1,817,453.83
Civil Defense & Disaster Control	13.20	CAPITAL OUTLAY TOTAL	69,386.13	1989 Taxes Cancelled, Abated or Adjusted	
Environmental Inspection & Control	23,008.00	Public Enterprises		Transfer to Tax Title Liens or Foreclosed	
Other Public Safety		Recreation-Culture		Balance Outstanding Dec. 31, 1989	104,176.50
PUBLIC WORKS		Public Works	13,756.16	PRIOR YEARS TAXES OUTSTANDING	
Streets and Drainage	225,512.98	Buildings and Grounds	55,629.97	Balance January 1, 1989	92,863.08
Sewers and Sewage Processing	27,306.74	Library and Education		Collected in 1989	92,852.73
Garbage and Trash Disposal	120,967.00	Conservation		Cancelled, Abated or Adjusted 1989	10.35
Public Buildings and Grounds	24,086.57	All Other		Transfers to Tax Title Liens or Foreclosed	
Other Public Works		CAPITAL DEBT AUTHORIZED, DECEMBER 31, 1989		Balance December 31, 1989	
HEALTH and WELFARE		ISSUED AND UNISSUED		TAX TITLE LIENS OUTSTANDING	
Health Services Except Environmental	1,000.00	School		Balance January 1, 1989	21,095.31
Welfare-Public Assistance	3,219.96	Self-Liquidating	188,011	Transfer From Taxes	
Hospital, Clinics, First Aid		Other	176,829	Redeemed in 1989	18,338.21
Animal, Insect, & Rodent Control		Total	364,840	Cancelled, Abated or Adjusted (1989)	
Other Welfare Services		ISSUED AND OUTSTANDING		Transfers to Foreclosed Property	
RECREATION and CONSERVATION		School		Balance December 31, 1989	2,757.10
Beaches and Boardwalks		Self-Liquidating	28,860.00	PROPERTY ACQUIRED BY DEED OR	
Parks, Playgrounds, Shade Trees		Other	86,494.00	FORECLOSURE	
Land Reclamation & Conservation		Total	115,354.00	Balance January 1, 1989	1,270.00
Other Recreational Services	1,000.00	EQUALIZED VALUATION BASIS		Transfers From Taxes or Liens	
EDUCATION (excluding schools)		FOR NET DEBT COMPUTATION	99,139,331	Sale for Cash (1989)	
Libraries		REAL PROPERTY VALUATIONS		Cancelled, Abated or Adjusted (1989)	
Other Educational Services		Code Class # of Parcels % VAL'N		Balance December 31, 1989	1,270.00
STATUTORY EXPENDITURES		1 Vocont Land 52 1.94		CURRENT FINANCES DECEMBER 31, 1989	
Pensions & F. I. C. A.	67,562.66	2 Residential 843 85.50		ASSETS	
Employee Fringe Benefits	55,074.97	3 Farm 1 10.58		Cash Dec. 31, 1989	405,903.85
Other Statutory Expenditures		4a Commercial 38 1.51		Taxes Receivable	104,176.50
CETA And Other Public Employment Programs		4b Industrial 2 1.46		Tox Title Liens	2,757.10
MUNICIPAL FUNCTIONS TOTAL	1,183,063.70	4c Apartments 1		Foreclosed Property	1,270.00
CAPITAL IMPROVEMENTS *MEMO*	5,000.00	Total 941		Emergencies & Other Deferred Charges	97,501.49
DEBT SERVICE		Land Area = 20 Sq. Miles		State and Federal Aid Receivable	11,823.42
Principal Payments	30,000.00	Net Valuation Taxable-Municipal	126,132,444	Other Receivables	89,132.89
Interest Payments	5,948.43	Net Valuation Taxable-County	101,359,713	Total	712,565.25
DEFERRED CHARGES	31,670.00	State Equalized Valuation	119,468,268	LIABILITIES, RESERVES, AND SURPLUS	
SCHOOL, COUNTY, SPECIAL DISTRICT TAXES	1,223,382.48	State Equalization Ratio	105.59	Cash Liabilities	179,456.05
RESERVE FOR UNCOLLECTED TAXES	148,885.10			Reserves for Receivables	197,336.49
EXPENDITURES TOTAL	2,623,947.71			Surplus Dec. 31, 1989	335,772.71

*Includes County Health Service Taxes, County Vocational School Taxes, or County Open Space Tax. See Table 13.

Population 1980 4,331
 Population 1990 4,185
 S & P Rating
 Moody Rating A

General Tax Rate Per \$100. 5.36
 State Equalized Tax Rate 2.13

SOUTH BOUND BROOK BORO. - SOM. CO.

Form of Government:

Borough Council

Number of Members on Governing Body - 6

PER CAPITA:

Gross Debt 339.37 PER CENT: Gross Debt .89
 Net Debt 325.26 Net Debt .85
 Debt Service 52.43 Tax Levy Collected 97.67
 Total Tax Levy 932.39 Tax Levy Cancelled, Abated
 Municipal Expenditures 491.99 or Adjusted .15

EXPENDITURES		REVENUES-REALIZED			1989 PROPERTY TAX	
GENERAL GOVERNMENT					STATE EQUALIZED TAX RATE	
Governing Body & Public Boards		1989 Property Taxes Collected	3,817,775.02	Local District School Taxes	1.02	1,869,543.00
Municipal Clerk		1989 Payments in Lieu of Taxes		Regional & Consolidated School Tax		
Financial Administration	52,307.40	Delinquent Tax & Lien Collections	74,052.53	School Taxes in Municipal Budget		
Assessment of Taxes	6,293.00	Business Personalty Replacement Taxes	77,440.32	County Taxes	.37	676,539.40
Collection of Taxes	35,711.00	Taxes from Public Utilities	228,063.00	County Library Taxes		
Planning, Housing & Development	4,864.45	Other Miscellaneous Tax Revenues		Local Municipal Purpose Taxes	.73	1,340,047.75
Human Resources	10,429.09	State Aid Revenues	115,541.98	Veteran & Senior Citizen Taxes		47,900.00
Elections	920.08	Federal Aid Revenues		Total Taxes for Rate Computation	2.12	3,934,030.15
General Administration (other)	150,843.91	State and Local Fiscal Assistance Act Utilized		Special District Taxes		
JUDICIARY		Sale of Acquired Property		Bank Corp. Taxes		
Municipal Courts	33,558.60	Other Miscellaneous Revenues	192,937.16	Added and Omitted Taxes		15,918.72
PUBLIC SAFETY		Total	4,505,810.01	Total Taxes Levied - ABSTRACT		3,902,048.87
Fire Protection	53,205.39	Prior Years Surplus Appropriated	160,000.00	Total Taxes Billed		3,908,973.34
Police Protection	451,456.80	REVENUES TOTAL	4,665,810.01	1989 TAXES COLLECTED		3,817,775.02
Civil Defense & Disaster Control	1,200.00	Reserve For Uncollected Taxes	195,000.00	1989 Taxes Cancelled, Abated or Adjusted		5,978.05
Environmental Inspection & Control	16,028.06	CAPITAL OUTLAY TOTAL	92,240.74	Transfer to Tax Title Liens or Foreclosed		8,618.88
Other Public Safety		Public Enterprises		Balance Outstanding Dec. 31, 1989		76,601.39
PUBLIC WORKS		Recreation-Culture		PRIOR YEARS TAXES OUTSTANDING		
Streets and Drainage	97,119.52	Public Works	84,860.51	Balance January 1, 1989		76,825.46
Sewers and Sewage Processing	105,500.00	Buildings and Grounds	7,380.23	Collected in 1989		72,909.58
Garbage and Trash Disposal	321,746.67	Library and Education		Cancelled, Abated or Adjusted 1989		
Public Buildings and Grounds	6,480.48	Conservation		Transfers to Tax Title Liens or Foreclosed		3,813.29
Other Public Works		All Other		Balance December 31, 1989		102.59
HEALTH and WELFARE		CAPITAL DEBT AUTHORIZED, DECEMBER 31, 1989		TAX TITLE LIENS OUTSTANDING		
Health Services Except Environmental	24,892.00	ISSUED AND UNISSUED		Balance January 1, 1989		8,052.60
Welfare-Public Assistance	3,357.00	School		Transfer From Taxes		12,960.46
Hospital, Clinics, First Aid		Self-Liquidating		Redeemed in 1989		1,142.95
Animal, Insect, & Rodent Control	1,000.00	Other	1,420,250	Cancelled, Abated or Adjusted (1989)		
Other Welfare Services		Total	1,420,250	Transfers to Foreclosed Property		19,870.11
RECREATION and CONSERVATION		ISSUED AND OUTSTANDING		Balance December 31, 1989		19,870.11
Beaches and Boardwalks		School		PROPERTY ACQUIRED BY DEED OR FORECLOSURE		
Parks, Playgrounds, Shade Trees	2,000.00	Self-Liquidating		Balance January 1, 1989		12,735.00
Land Reclamation & Conservation	44.32	Other		Transfers From Taxes or Liens		
Other Recreational Services	13,105.00	Total	1,071,750.00	Sale for Cash (1989)		
EDUCATION (excluding schools)		EQUALIZED VALUATION BASIS FOR NET DEBT COMPUTATION	159,380,236	Cancelled, Abated or Adjusted (1989)		
Libraries	37,000.00	REAL PROPERTY VALUATIONS		Balance December 31, 1989		12,735.00
Other Educational Services		Code Class # of Parcels % VAL'N ASSESSED VALUATION		CURRENT FINANCES DECEMBER 31, 1989		
STATUTORY EXPENDITURES		1 Vacant Land 45 .47 338,500.00		ASSETS		
Pensions & F. L. C. A.	150,515.79	2 Residential 1105 33.21 60,025,400.00		Cash Dec. 31, 1989		450,932.42
Employee Fringe Benefits	50,440.54	3 Form 7.78 5,615,800.00		Taxes Receivable		76,703.98
Other Statutory Expenditures	6,500.00	4a Commercial 3 1.70 1,223,900.00		Tax Title Liens		19,870.11
CETA And Other Public Employment Programs		4c Apartments 8 6.84 4,937,900.00		Foreclosed Property		12,735.00
MUNICIPAL FUNCTIONS TOTAL	1,622,329.08	Total 1202 72,141,500.00		Emergencies & Other Deferred Charges		8,684.00
CAPITAL IMPROVEMENTS *MEMO*	25,000.00	Land Area .70 Sq. Miles		State and Federal Aid Receivable		
DEBT SERVICE		Net Valuation Taxable-Municipal	72,631,616	Other Receivables		40,927.38
Principal Payments	150,000.00	Net Valuation Taxable-County	165,678,952	Total		609,852.89
Interest Payments	89,430.39	State Equalized Valuation	182,000,741	LIABILITIES, RESERVES, AND SURPLUS		
DEFERRED CHARGES		State Equalization Ratio	39.70	Cash Liabilities		122,386.11
SCHOOL, COUNTY, SPECIAL DISTRICT TAXES	2,545,032.40			Reserves for Receivables		150,236.47
RESERVE FOR UNCOLLECTED TAXES	195,000.00			Surplus Dec. 31, 1989		337,230.31
EXPENDITURES TOTAL	4,605,058.95			Total		609,852.89

Population 1980 17,127
 Population 1990 25,792
 S & P Rating AA
 Moody Rating AA

General Tax Rate Per \$100. 1.37
 State Equalized Tax Rate 1.49

SOUTH BRUNSWICK TWP. - MIDD. CO.

Form of Government:

Township Committee

Number of Members on Governing Body - 5

PER CAPITA: Gross Debt 2,674.24
 Net Debt 396.21
 Debt Service 31.92
 Total Tax Levy 1,635.06
 Municipal Expenditures 634.63

PER CENT: Gross Debt 3.22
 Net Debt 1.08
 Tax Levy Collected 96.57
 Tax Levy Cancelled, Abated or Adjusted .72

EXPENDITURES		REVENUES-REALIZED		1989 PROPERTY TAX	
GENERAL GOVERNMENT		REVENUES-REALIZED		STATE EQUALIZED TAX RATE	
Governing Body & Public Baards	920.00	1989 Property Taxes Collected	4,088,338.16	Local District School Taxes	24,454,683.50
Municipal Clerk		1989 Payments in Lieu of Taxes		Regional & Consolidated School Tax	
Financial Administration	107,537.00	Delinquent Tax & Lien Collections	1,490,542.98	School Taxes in Municipal Budget	
Assessment of Taxes	135,980.00	Business Personalty Replacement Taxes	607,979.16	County Taxes	10,902,568.82
Collection of Taxes	165,593.00	Taxes from Public Utilities	4,000,007.00	Caunty Library Taxes	
Planning, Hausing & Development	273,271.46	Other Miscellaneous Tax Revenues		Local Municipal Purpase Taxes	4,946,260.84
Human Resources	142,330.00	State Aid Revenues	167,024.16	Veteran & Senior Citizen Taxes	112,600.00
Elections	10,020.00	Federal Aid Revenues		Total Taxes for Rote Computation	40,416,113.16
General Administration (other)	1,982,825.03	State and Local Fiscal Assistance Act Utilized		Special District Taxes	714,393.49
JUDICIARY		Sale of Acquired Property		Bank Corp. Taxes	
Municipal Courts	157,673.00	Other Miscellaneous Revenues	3,397,130.29	Added and Omitted Taxes	1,153,575.93
PUBLIC SAFETY		Total	50,544,071.75	Total Taxes Levied - ABSTRACT	42,171,482.58
Fire Protection	171,888.00	Prior Years Surplus Appropriated	3,900,000.00	Total Taxes Billed	42,333,230.63
Police Protection	2,977,420.40	REVENUES TOTAL	54,444,071.75	1989 TAXES COLLECTED	40,881,338.16
Civil Defense & Disaster Control	18,495.00	Reserve For Uncollected Taxes	1,400,037.41	1989 Taxes Cancelled, Abated or Adjusted	303,821.81
Environmental Inspection & Control	567,044.00	CAPITAL OUTLAY TOTAL	5,023,599.77	Transfer to Tax Title Liens or Foreclosed	1,821.78
Other Public Safety		Public Enterprises	2,652,400.25	Balance Outstanding Dec. 31, 1989	1,146,248.88
PUBLIC WORKS		Recreation-Culture	6,253.10	PRIOR YEARS TAXES OUTSTANDING	
Streets and Drainage	646,562.42	Public Works	774,180.32	Balance January 1, 1989	1,522,200.73
Sewers and Sewage Processing		Buildings and Grounds	1,590,766.10	Collected in 1989	1,443,355.53
Garbage and Trash Disposal	1,240,000.00	Library and Education		Cancelled, Abated or Adjusted 1989	8,264.54
Public Buildings and Grounds	267,691.00	Conservation		Transfers to Tax Title Liens or Foreclosed	146.74
Other Public Works	231,735.00	All Other		Balance December 31, 1989	70,433.92
HEALTH and WELFARE		CAPITAL DEBT AUTHORIZED, DECEMBER 31, 1989		TAX TITLE LIENS OUTSTANDING	
Health Services Except Environmental	195,761.00	ISSUED AND UNISSUED		Balance January 1, 1989	60,078.37
Welfare-Public Assistance	123,210.00	School	21,438,000	Transfer From Taxes	1,968.52
Hospital, Clinics, First Aid		Self-Liquidating	24,371,000	Redeemed in 1989	47,187.45
Animal, Insect, & Rodent Control	45,850.00	Other	23,115,113	Cancelled, Abated or Adjusted (1989)	7,708.57
Other Welfare Services		Total	68,974,113	Transfers to Foreclosed Property	
RECREATION and CONSERVATION		ISSUED AND OUTSTANDING		Balance December 31, 1989	7,150.87
Beaches and Boardwalks		School	8,288,000.00	PROPERTY ACQUIRED BY DEED OR FORECLOSURE	
Parks, Playgrounds, Shade Trees	46,435.00	Self-Liquidating	19,527,000.00	Balance January 1, 1989	209,080.00
Land Reclamation & Conservation	232,020.00	Other	17,690,000.00	Transfers From Taxes or Liens	
Other Recreational Services	407,403.99	Total	44,505,000.00	Sale for Cash (1989)	
EDUCATION (excluding schools)		EQUALIZED VALUATION BASIS FOR NET DEBT COMPUTATION	2,141,394,519	Cancelled, Abated or Adjusted (1989)	
Libraries	1,007,429.00	REAL PROPERTY VALUATIONS		Balance December 31, 1989	209,080.00
Other Educational Services		Code Class # of Parcels % VAL'N ASSESSED VALUATION		CURRENT FINANCES DECEMBER 31, 1989	
STATUTORY EXPENDITURES		1 Vacant Land 1849 8.21 240,794,800.00		ASSETS	
Pensions & F. L. C. A.	811,715.02	2 Residential 7085 45.30 1,327,937,200.00		Cash Dec. 31, 1989	6,110,164.06
Employee Fringe Benefits	807,042.00	3 Farm 376 1.61 47,281,700.00		Taxes Receivable	1,216,682.80
Other Statutory Expenditures	500.00	4a Commercial 248 9.64 282,459,000.00		Tax Title Liens	7,150.87
CETA And Other Public Employment Programs		4b Industrial 154 33.07 969,488,900.00		Foreclosed Property	209,080.00
MUNICIPAL FUNCTIONS TOTAL	12,785,501.32	4c Apartments 15 2.16 63,383,200.00		Emergencies & Other Deferred Charges	152,000.00
CAPITAL IMPROVEMENTS *MEMO*	115,000.00	Total 9727 2,931,344,800.00		State and Federal Aid Receivable	
DEBT SERVICE		Land Area 41.00 Sq. Miles		Other Receivables	125,499.42
Principal Payments	1,100,000.00	Net Valuation Taxable-Municipal	2,947,818,022	Total	7,820,577.15
Interest Payments	1,012,865.00	Net Valuation Taxable-County	2,903,163,863	LIABILITIES, RESERVES, AND SURPLUS	
DEFERRED CHARGES		State Equalized Valuation	2,713,450,681	Cash Liabilities	2,993,912.38
SCHOOL, COUNTY, SPECIAL DISTRICT TAXES	36,071,645.81	State Equalization Ratio	108.69	Reserves for Receivables	1,558,413.09
RESERVE FOR UNCOLLECTED TAXES	1,400,037.41			Surplus Dec. 31, 1989	3,268,251.68
EXPENDITURES TOTAL	52,440,049.54			Total	7,820,577.15

Population 1980 2,229
 Population 1990 2,106
 S & P Rating A
 Moody Rating A

General Tax Rate Per \$100. 1.49
 State Equalized Tax Rate 1.36

SOUTH HACKENSACK TWP. - BERGEN CO.

Form of Government:

Township Committee

Number of Members on Governing Body - 5

PER CAPITA:

Gross Debt 1,002.77
 Net Debt 1,002.77
 Debt Service 154.39
 Total Tax Levy 2,553.79
 Municipal Expenditures 1,810.42

PER CENT:

Gross Debt .61
 Net Debt .61
 Tax Levy Collected 95.31
 Tax Levy Cancelled, Abated or Adjusted 2.64

EXPENDITURES		REVENUES-REALIZED		1989 PROPERTY TAX	
GENERAL GOVERNMENT				STATE EQUALIZED TAX RATE	
Governing Body & Public Boards		1989 Property Taxes Collected	5,129,270.00	Local District School Taxes	.47
Municipal Clerk		1989 Payments in Lieu of Taxes		Regional & Consolidated School Tax	
Financial Administration	52,335.00	Delinquent Tax & Lien Collections	129,678.00	School Taxes in Municipal Budget	
Assessment of Taxes	129,984.00	Business Personalty Replacement Taxes	297,378.00	County Taxes	.23
Collection of Taxes	9,730.00	Taxes from Public Utilities	330,334.00	County Library Taxes	
Planning, Housing & Development	8,900.00	Other Miscellaneous Tax Revenues		Local Municipal Purpose Taxes	.66
Human Resources	59,133.00	State Aid Revenues	51,608.00	Veteran & Senior Citizen Taxes	
Elections	1,390.00	Federal Aid Revenues		Total Taxes for Rate Computation	1.36
General Administration (other)	313,079.00	State and Local Fiscal Assistance Act Utilized		Special District Taxes	
JUDICIARY		Sale of Acquired Property		Bank Corp. Taxes	
Municipal Courts	41,782.00	Other Miscellaneous Revenues	388,456.00	Added and Omitted Taxes	
PUBLIC SAFETY		Total	6,326,724.00	Total Taxes Levied - ABSTRACT	
Fire Protection	97,195.00	Prior Years Surplus Appropriated	49,000.00	Total Taxes Billed	5,381,506.00
Police Protection	980,335.00	REVENUES TOTAL	6,375,724.00	1989 TAXES COLLECTED	5,129,270.00
Civil Defense & Disaster Control	1,000.00	Reserve For Uncollected Taxes	253,536.00	1989 Taxes Cancelled, Abated or Adjusted	141,807.00
Environmental Inspection & Control	24,000.00	CAPITAL OUTLAY TOTAL	345,211.00	Transfer to Tax Title Liens or Foreclosed	581.00
Other Public Safety				Balance Outstanding Dec. 31, 1989	109,848.00
PUBLIC WORKS				PRIOR YEARS TAXES OUTSTANDING	
Streets and Drainage	221,156.00	Public Enterprises		Balance January 1, 1989	284,563.00
Sewers and Sewage Processing	439,542.00	Recreation-Culture		Collected in 1989	129,078.00
Garbage and Trash Disposal	187,500.00	Public Works	345,211.00	Cancelled, Abated or Adjusted 1989	64,061.00
Public Buildings and Grounds	22,930.00	Buildings and Grounds		Transfers to Tax Title Liens or Foreclosed	
Other Public Works	13,500.00	Library and Education		Balance December 31, 1989	90,824.00
HEALTH and WELFARE		Conservation		TAX TITLE LIENS OUTSTANDING	
Health Services Except Environmental	12,876.00	All Other		Balance January 1, 1989	2,813.00
Welfare-Public Assistance	5,525.00			Transfer From Taxes	581.00
Hospital, Clinics, First Aid				Redeemed in 1989	
Animal, Insect, & Rodent Control	4,300.00			Cancelled, Abated or Adjusted (1989)	
Other Welfare Services				Transfers to Foreclosed Property	1,625.00
RECREATION and CONSERVATION				Balance December 31, 1989	1,769.00
Beaches and Boardwalks				PROPERTY ACQUIRED BY DEED OR FORECLOSURE	
Parks, Playgrounds, Shade Trees				Balance January 1, 1989	3,750.00
Land Reclamation & Conservation				Transfers From Taxes or Liens	1,025.00
Other Recreational Services	30,225.00			Sale for Cash (1989)	
EDUCATION (excluding schools)				Cancelled, Abated or Adjusted (1989)	
Libraries				Balance December 31, 1989	10,375.00
Other Educational Services				CURRENT FINANCES DECEMBER 31, 1989	
STATUTORY EXPENDITURES				ASSETS	
Pensions & F. L. C. A.	297,570.00			Cash Dec. 31, 1989	319,305.00
Employee Fringe Benefits	203,300.00			Taxes Receivable	200,672.00
Other Statutory Expenditures	1,000.00			Tax Title Liens	1,769.00
CETA And Other Public Employment Programs				Foreclosed Property	10,375.00
MUNICIPAL FUNCTIONS TOTAL	3,163,337.00			Emergencies & Other Deferred Charges	64,360.00
CAPITAL IMPROVEMENTS * MEMO *	2,000.00			State and Federal Aid Receivable	8,103.00
DEBT SERVICE				Other Receivables	122,091.00
Principal Payments	150,000.00			Total	727,165.00
Interest Payments	175,143.00			LIABILITIES, RESERVES, AND SURPLUS	
DEFERRED CHARGES	70,673.00			Cash Liabilities	190,404.00
SCHOOL, COUNTY, SPECIAL DISTRICT TAXES	2,741,914.20			Reserves for Receivables	334,897.00
RESERVE FOR UNCOLLECTED TAXES	253,536.00			Surplus Dec. 31, 1989	195,864.00
EXPENDITURES TOTAL	6,554,653.20			Total	727,165.00
		EQUALIZED VALUATION BASIS FOR NET DEBT COMPUTATION	340,141,362		
		REAL PROPERTY VALUATIONS		ASSESSED VALUATION	
		Code Class # of Parcels % VAL'N			
		1 Vacant Land 75 5.91		21,120,000.00	
		2 Residential 503 26.98		95,348,600.00	
		3 Farm			
		4a Commercial 50 9.94		35,512,900.00	
		4b Industrial 147 57.10		204,151,500.00	
		4c Apartments			
		Total 775		357,133,000.00	
		Land Area = 50 Sq. Miles			
		Net Valuation Taxable-Municipal		357,970,403	
		Net Valuation Taxable-County		384,632,433	
		State Equalized Valuation		391,616,437	
		State Equalization Ratio		91.39	

Population 1980 1,486
 Population 1990 1,919
 S & P Rating
 Moody Rating

General Tax Rate Per \$100. 2.69
 State Equalized Tax Rate 2.07

SOUTH HARRISON TWP. - GLOUCESTER CO.

Form of Government:
Township Committee

Number of Members on Governing Body - 3

PER CAPITA: Gross Debt 66.45 PER CENT: Gross Debt .24
 Net Debt Net Debt
 Debt Service Tax Levy Collected 87.44
 Total Tax Levy 722.14 Tax Levy Cancelled, Abated
 Municipal Expenditures 334.49 or Adjusted .30

EXPENDITURES		REVENUES-REALIZED		1989 PROPERTY TAX	
GENERAL GOVERNMENT		REVENUES		STATE EQUALIZED TAX RATE	
Governing Body & Public Boards		1989 Property Taxes Collected	1,213,925.94	Local District School Taxes	.78 503,215.00
Municipal Clerk		1989 Payments in Lieu of Taxes		Regional & Consolidated School Tax	.53 339,833.88
Financial Administration	14,500.00	Delinquent Tax & Lien Collections	112,753.19	School Taxes in Municipal Budget	
Assessment of Taxes	7,025.00	Business Personalty Replacement Taxes	20,756.92	County Taxes	.66 427,053.59
Collection of Taxes	3,000.00	Taxes from Public Utilities	77,604.00	County Library Taxes	.02 12,084.36
Planning, Housing & Development	33,600.00	Other Miscellaneous Tax Revenues		Local Municipal Purpose Taxes	.08 48,733.50
Human Resources		State Aid Revenues	6,559.42	Veteran & Senior Citizen Taxes	
Elections	1,000.00	Federal Aid Revenues		Total Taxes for Rate Computation	2.07 1,344,620.13
General Administration (other)	69,600.00	State and Local Fiscal Assistance Act Utilized		Special District Taxes	
JUDICIARY		Sale of Acquired Property		Bank Corp. Taxes	
Municipal Courts	10,500.00	Other Miscellaneous Revenues	427,342.73	Added and Omitted Taxes	54,859.29
PUBLIC SAFETY		Total	1,958,962.20	Total Taxes Levied - ABSTRACT	1,385,779.42
Fire Protection	15,800.00	Prior Years Surplus Appropriated	125,000.00	Total Taxes Billed	1,383,295.84
Police Protection	111,704.00	REVENUES TOTAL	1,983,962.20	1989 TAXES COLLECTED	1,213,925.94
Civil Defense & Disaster Control	500.00	Reserve For Uncollected Taxes	134,493.48	1989 Taxes Cancelled, Abated or Adjusted	4,123.77
Environmental Inspection & Control	31,500.00	CAPITAL OUTLAY TOTAL	106,238.50	Transfer to Tax Title Liens or Foreclosed	7,462.06
Other Public Safety		Public Enterprises		Balance Outstanding Dec. 31, 1989	162,784.07
PUBLIC WORKS		Recreation-Culture		PRIOR YEARS TAXES OUTSTANDING	
Streets and Drainage	35,300.00	Public Works	106,238.50	Balance January 1, 1989	180,449.67
Sewers and Sewage Processing		Buildings and Grounds		Collected in 1989	109,428.32
Garbage and Trash Disposol	51,500.00	Library and Education		Cancelled, Abated or Adjusted 1989	644.36
Public Buildings and Grounds	4,957.00	Conservation		Transfers to Tax Title Liens or Foreclosed	
Other Public Works		All Other		Balance December 31, 1989	70,376.99
HEALTH and WELFARE		CAPITAL DEBT AUTHORIZED, DECEMBER 31, 1989		TAX TITLE LIENS OUTSTANDING	
Health Services Except Environmental	100.00	ISSUED AND UNISSUED		Balance January 1, 1989	18,182.22
Welfare-Public Assistance	2,000.00	School	127,517	Transfer From Taxes	8,106.42
Hospital, Clinics, First Aid		Self-Liquidating		Redeemed in 1989	3,334.87
Animal, Insect, & Rodent Control	1,000.00	Other		Cancelled, Abated or Adjusted (1989)	
Other Welfare Services		Total	127,517	Transfers to Foreclosed Property	
RECREATION and CONSERVATION		ISSUED AND OUTSTANDING		Balance December 31, 1989	22,953.77
Beaches and Boardwalks		School	81,054.37	PROPERTY ACQUIRED BY DEED OR FORECLOSURE	
Parks, Playgrounds, Shade Trees	4,500.00	Self-Liquidating		Balance January 1, 1989	
Land Reclamation & Conservation	20,850.00	Other		Transfers From Taxes or Liens	
Other Recreational Services		Total	81,054.37	Sole for Cash (1989)	
EDUCATION (excluding schools)		EQUALIZED VALUATION BASIS		Cancelled, Abated or Adjusted (1989)	
Libraries		FOR NET DEBT COMPUTATION	52,238,045	Balance December 31, 1989	
Other Educational Services		REAL PROPERTY VALUATIONS		CURRENT FINANCES DECEMBER 31, 1989	
STATUTORY EXPENDITURES		Code Class # of Parcels % VAL'N		ASSETS	
Pensions & F.L.C.A.	33,000.00	1 Vacant Land 113 5.03	2,465,500.00	Cash Dec. 31, 1989	883,302.15
Employee Fringe Benefits	6,400.00	2 Residential 388 65.64	32,142,800.00	Taxes Receivable	233,161.06
Other Statutory Expenditures	1,000.00	3 Farm 366 27.14	13,286,800.00	Tax Title Liens	22,953.77
CETA And Other Public Employment Programs		4a Commercial 11 1.89	924,100.00	Foreclosed Property	
MUNICIPAL FUNCTIONS TOTAL	469,396.00	4b Industrial		Emergencies & Other Deferred Charges	
CAPITAL IMPROVEMENTS *MEMO*		4c Apartments 1 .30	148,100.00	State and Federal Aid Receivable	
DEBT SERVICE		Total 879	48,967,300.00	Other Receivables	1,562.81
Principal Payments		Land Area 15.63 Sq. Miles		Total	1,140,979.79
Interest Payments		Net Valuation Taxable-Municipal	49,570,132	LIABILITIES, RESERVES, AND SURPLUS	
DEFERRED CHARGES	38,000.00	Net Valuation Taxable-County	54,662,792	Cash Liabilities	118,161.99
SCHOOL, COUNTY, SPECIAL DISTRICT TAXES	1,282,186.63	State Equalized Valuation	64,089,543	Reserves for Receivables	257,677.64
RESERVE FOR UNCOLLECTED TAXES	134,493.48	State Equalization Ratio	77.13	Surplus Dec. 31, 1989	765,140.16
EXPENDITURES TOTAL	1,924,076.11			Total	1,140,979.79

0719

Population 1980 15,864
 Population 1990 16,390
 S & P Rating
 Moody Rating AA

General Tax Rate Per \$100. 10.72
 State Equalized Tax Rate 2.46

SOUTH ORANGE VILLAGE TWP. - ESSEX CO.,

Form of Government:

Special Charter (P.L. 1977 c. 183)

Number of Members on Governing Body - 7

PER CAPITA:

Gross Debt 731.96
 Net Debt 363.63
 Debt Service 58.04
 Total Tax Levy 1,693.81
 Municipal Expenditures 846.83

PER CENT:

Gross Debt 1.21
 Net Debt .60
 Tax Levy Collected 97.54
 Tax Levy Cancelled, Abated or Adjusted

EXPENDITURES		REVENUES-REALIZED		1989 PROPERTY TAX	
GENERAL GOVERNMENT		REVENUES-REALIZED		STATE EQUALIZED TAX RATE	
Governing Body & Public Boards		1989 Property Taxes Collected	27,097,027.53	Local District School Taxes	1.07 12,032,618.91
Municipal Clerk		1989 Payments in Lieu of Taxes		Regional & Consolidated School Tax	
Financial Administration	261,723.06	Delinquent Tax & Lien Collections	501,804.18	School Taxes in Municipal Budget	
Assessment of Taxes		Business Personalty Replacement Taxes	167,581.71	County Taxes	.60 6,784,586.10
Collection of Taxes		Taxes from Public Utilities	1,146,765.00	County Library Taxes	
Planning, Housing & Development	29,730.00	Other Miscellaneous Tax Revenues		Local Municipal Purpose Taxes	.79 8,935,437.00
Human Resources	37,583.00	State Aid Revenues	179,449.90	Veteran & Senior Citizen Taxes	57,750.00
Elections		Federal Aid Revenues		Total Taxes for Rate Computation	2.46 27,810,392.01
General Administration (other)	1,519,012.00	State and Local Fiscal Assistance Act Utilized		Special District Taxes	
JUDICIARY		Sale of Acquired Property	2,228,111.63	Bank Corp. Taxes	
Municipal Courts	136,722.00	Other Miscellaneous Revenues	2,228,111.63	Added and Omitted Taxes	8,919.04
PUBLIC SAFETY		Total	31,320,739.95	Total Taxes Levied - ABSTRACT	27,761,561.05
Fire Protection	1,375,854.00	Prior Years Surplus Appropriated	1,493,454.00	Total Taxes Billed	27,781,759.04
Police Protection	2,507,450.94	REVENUES TOTAL	32,814,193.95	1989 TAXES COLLECTED	27,097,027.53
Civil Defense & Disaster Control	9,000.00	Reserve For Uncollected Taxes	1,343,939.00	1989 Taxes Cancelled, Abated or Adjusted	
Environmental Inspection & Control	113,101.00	CAPITAL OUTLAY	TOTAL	Transfer to Tax Title Liens or Foreclosed	4,566.72
Other Public Safety		Public Enterprises	331,325.21	Balance Outstanding Dec. 31, 1989	680,164.79
PUBLIC WORKS		Recreation—Culture	37,861.83	PRIOR YEARS TAXES OUTSTANDING	
Streets and Drainage	979,620.00	Public Works	432,418.75	Balance January 1, 1989	533,205.92
Sewers and Sewage Processing	943,558.00	Buildings and Grounds	433,818.17	Collected in 1989	501,804.18
Garbage and Trash Disposal	190,052.00	Library and Education		Cancelled, Abated or Adjusted 1989	
Public Buildings and Grounds	165,500.00	Conservation	34,519.99	Transfers to Tax Title Liens or Foreclosed	3,932.79
Other Public Works		All Other		Balance December 31, 1989	27,468.95
HEALTH and WELFARE		CAPITAL DEBT AUTHORIZED, DECEMBER 31, 1989		TAX TITLE LIENS OUTSTANDING	
Health Services Except Environmental	1,068,896.00	ISSUED AND UNISSUED		Balance January 1, 1989	6,470.56
Welfare—Public Assistance	15,300.00	School	4,524,113	Transfer From Taxes	9,710.29
Hospital, Clinics, First Aid		Self-Liquidating	910,700	Redeemed in 1989	
Animal, Insect, & Rodent Control	30,215.00	Other	6,561,947	Cancelled, Abated or Adjusted (1989)	
Other Welfare Services		Total	11,996,760	Transfers to Foreclosed Property	
RECREATION and CONSERVATION		ISSUED AND OUTSTANDING		Balance December 31, 1989	16,180.85
Beaches and Boardwalks		Schaal	4,524,113.59	PROPERTY ACQUIRED BY DEED OR FORECLOSURE	
Parks, Playgrounds, Shade Trees	715,721.00	Self-Liquidating	465,000.00	Balance January 1, 1989	55,900.00
Land Reclamation & Conservation		Other	5,720,567.94	Transfers From Taxes or Liens	
Other Recreational Services	51,329.00	Total	10,709,681.53	Sale for Cash (1989)	
EDUCATION (excluding schools)		EQUALIZED VALUATION BASIS		Cancelled, Abated or Adjusted (1989)	
Libraries	471,941.00	FOR NET DEBT COMPUTATION	993,702,728	Balance December 31, 1989	55,900.00
Other Educational Services		REAL PROPERTY VALUATIONS		CURRENT FINANCES DECEMBER 31, 1989	
STATUTORY EXPENDITURES		Code Class # of Parcels % VAL'N	ASSESSED VALUATION	ASSETS	
Pensions & F. L. C. A.	1,332,000.00	1 Vacant Land 66 .55	1,420,600.00	Cash Dec. 31, 1989	3,963,643.17
Employee Fringe Benefits	450,056.99	2 Residential 4144 35.18	213,187,400.00	Taxes Receivable	707,633.74
Other Statutory Expenditures		3 Farm		Tax Title Liens	16,180.85
CETA and Other Public Employment Programs		4a Commercial 192 10.15	25,995,100.00	Foreclosed Property	55,900.00
MUNICIPAL FUNCTIONS TOTAL	11,502,374.99	4b Industrial 17 .43	1,226,600.00	Emergencies & Other Deferred Charges	104,000.00
CAPITAL IMPROVEMENTS *MEMO*	75,000.00	4c Apartments 26 3.64	9,316,100.00	State and Federal Aid Receivable	
DEBT SERVICE		Total 4445	256,145,800.00	Other Receivables	379,901.46
Principal Payments	622,727.50	Land Area 2.70 Sq. Miles		Total	5,227,259.22
Interest Payments	325,434.52	Net Valuation Taxable-Municipal	259,075,000	LIABILITIES, RESERVES, AND SURPLUS	
DEFERRED CHARGES	82,000.00	Net Valuation Taxable-County	1,056,523,599	Cash Liabilities	1,576,675.61
SCHOOL, COUNTY, SPECIAL DISTRICT TAXES	13,817,205.01	State Equalized Valuation	1,117,163,549	Reserves for Receivables	1,159,616.05
RESERVE FOR UNCOLLECTED TAXES	1,343,939.00	State Equalization Ratio	22.99	Surplus Dec. 31, 1989	2,490,967.56
EXPENDITURES TOTAL	32,695,731.02			Total	5,227,259.22

1222
 Population 1980 20,521
 Population 1990 20,489
 S & P Rating AA-
 Moody Rating A

General Tax Rate Per \$100. 2.54
 State Equalized Tax Rate 1.99

SOUTH PLAINFIELD BORO. - MIDDLESEX CO.

Form of Government:

Borough Council

Number of Members on Governing Body - 6

PER CAPITA: Gross Debt 926.05 PER CENT: Gross Debt 1.18
 Net Debt 844.80 Net Debt 1.07
 Debt Service 79.84 Tax Levy Collected 97.12
 Total Tax Levy 1,785.92 Tax Levy Cancelled, Abated or Adjusted .21
 Municipal Expenditures 628.74

EXPENDITURES		REVENUES-REALIZED		1989 PROPERTY TAX	
GENERAL GOVERNMENT				STATE EQUALIZED TAX RATE 1.21	
Governing Body & Public Boards		1989 Property Taxes Collected	35,571,354.45	Local District School Taxes	22,019,107.00
Municipal Clerk		1989 Payments in Lieu of Taxes		Regional & Consolidated School Tax	
Financial Administration	103,228.00	Delinquent Tax & Lien Collections	548,934.17	School Taxes in Municipal Budget	
Assessment of Taxes	112,460.00	Business Personalty Replacement Taxes	533,461.03	County Taxes	7,614,260.39
Collection of Taxes	107,651.00	Taxes from Public Utilities	1,375,662.00	County Library Taxes	
Planning, Housing & Development	77,050.00	Other Miscellaneous Tax Revenues		Local Municipal Purpose Taxes	6,593,570.00
Human Resources	115,000.76	State Aid Revenues	238,330.02	Veteran & Senior Citizen Taxes	240,600.00
Elections		Federal Aid Revenues	625.00	Total Taxes for Rate Computation	36,467,537.39
General Administration (other)	1,007,037.00	State and Local Fiscal Assistance Act Utilized		Special District Taxes	
JUDICIARY		Sale of Acquired Property		Bank Corp. Taxes	
Municipal Courts	134,532.56	Other Miscellaneous Revenues	3,289,689.52	Added and Omitted Taxes	364,857.75
PUBLIC SAFETY		Total	42,203,056.24	Total Taxes Levied - ABSTRACT	36,591,795.14
Fire Protection	603,676.16	Prior Years Surplus Appropriated	510,000.00	Total Taxes Billed	36,625,253.65
Police Protection	2,362,051.06	REVENUES TOTAL	42,713,056.24	1989 TAXES COLLECTED	35,571,354.45
Civil Defense & Disaster Control	20,200.00	Reserve For Uncollected Taxes	1,275,000.21	1989 Taxes Cancelled, Abated or Adjusted	75,707.94
Environmental Inspection & Control	242,334.00	CAPITAL OUTLAY TOTAL	1,232,917.69	Transfer to Tax Title Liens or Foreclosed	286,379.28
Other Public Safety				Balance Outstanding Dec. 31, 1989	691,811.98
PUBLIC WORKS		Public Enterprises		PRIOR YEARS TAXES OUTSTANDING	
Streets and Drainage	1,236,553.00	Recreation-Culture	94,669.77	Balance January 1, 1989	581,903.46
Sewers and Sewage Processing	360,514.00	Public Works	719,586.18	Collected in 1989	544,399.67
Garbage and Trash Disposal		Buildings and Grounds	418,661.74	Cancelled, Abated or Adjusted 1989	3,277.25
Public Buildings and Grounds	416,025.00	Library and Education		Transfers to Tax Title Liens or Foreclosed	34,226.54
Other Public Works	54,000.00	Conservation		Balance December 31, 1989	
HEALTH and WELFARE		All Other		TAX TITLE LIENS OUTSTANDING	
Health Services Except Environmental	197,006.00			Balance January 1, 1989	567,193.70
Welfare-Public Assistance	26,343.00	CAPITAL DEBT AUTHORIZED, DECEMBER 31, 1989		Transfer From Taxes	320,605.82
Hospital, Clinics, First Aid		ISSUED AND UNISSUED		Redeemed in 1989	104,534.50
Animal, Insect, & Radent Control	10,000.00	School	1,598,000.00	Cancelled, Abated or Adjusted (1989)	66,472.54
Other Welfare Services	40,205.00	Self-Liquidating	2,735,000.00	Transfers to Foreclosed Property	
RECREATION and CONSERVATION		Other	14,640,750.00	Balance December 31, 1989	716,792.48
Beaches and Boardwalks		Total	18,973,750.00	PROPERTY ACQUIRED BY DEED OR FORECLOSURE	
Parks, Playgrounds, Shade Trees		ISSUED AND OUTSTANDING		Balance January 1, 1989	5,674,280.00
Land Reclamation & Conservation	52,424.23	School	1,598,000.00	Transfers From Taxes or Liens	
Other Recreational Services	239,333.00	Self-Liquidating	2,735,000.00	Sale for Cash (1989)	
EDUCATION (excluding schools)		Other	11,536,000.00	Cancelled, Abated or Adjusted (1989)	
Libraries	406,543.00	Total	15,869,000.00	Balance December 31, 1989	5,674,280.00
Other Educational Services	12,000.00	EQUALIZED VALUATION BASIS FOR NET DEBT COMPUTATION	1,611,387,327	CURRENT FINANCES DECEMBER 31, 1989	
STATUTORY EXPENDITURES		REAL PROPERTY VALUATIONS		ASSETS	
Pensions & F. I. C. A.	748,073.00	Code Class # of Parcels % VAL'N		Cash Dec. 31, 1989	5,613,724.01
Employee Fringe Benefits	679,100.00	1 Vacant Land 662 2.72		Taxes Receivable	691,811.98
Other Statutory Expenditures		2 Residential 6454 52.33		Tax Title Liens	716,792.48
CETA And Other Public Employment Programs		3 Farm 16 .01		Foreclosed Property	5,674,280.00
MUNICIPAL FUNCTIONS TOTAL	9,864,649.77	4a Commercial 223 10.60		Emergencies & Other Deferred Charges	
CAPITAL IMPROVEMENTS * MEMO *	125,000.00	4b Industrial 278 34.33		State and Federal Aid Receivable	6,766.44
DEBT SERVICE		4c Apartments		Other Receivables	1,055,579.45
Principal Payments	1,040,000.00	Total 7633	1,363,311,800.00	Total	13,758,954.36
Interest Payments	595,896.59	Land Area 8.20 Sq. Miles		LIABILITIES, RESERVES, AND SURPLUS	
DEFERRED CHARGES	106,695.00	Net Valuation Taxable-Municipal	1,373,499,845	Cash Liabilities	3,472,551.84
SCHOOL, COUNTY, SPECIAL DISTRICT TAXES	29,633,367.39	Net Valuation Taxable-County	2,036,230,438	Reserves for Receivables	8,138,463.91
RESERVE FOR UNCOLLECTED TAXES	1,275,000.21	State Equalized Valuation	1,814,703,995	Surplus Dec. 31, 1989	2,147,938.61
EXPENDITURES TOTAL	42,515,608.96	State Equalization Ratio	75.55	Total	13,758,954.36

1223

Population 1980 14,361
 Population 1990 13,692
 S & P Rating
 Moody Rating A

General Tax Rate Per \$100. 3.76
 State Equalized Tax Rate 2.12

SOUTH RIVER BOROUGH - MIDDLESEX CO.

Form of Government:

Borough Council

Number of Members on Governing Body - 6

PER CAPITA:

Gross Debt 601.73
 Net Debt 340.08
 Debt Service 38.80
 Total Tax Levy 992.31
 Municipal Expenditures 437.48

PER CENT:

Gross Debt 1.46
 Net Debt .82
 Tax Levy Collected 97.76
 Tax Levy Cancelled, Abated or Adjusted

EXPENDITURES		REVENUES-REALIZED			1989 PROPERTY TAX	
GENERAL GOVERNMENT		1989 Property Taxes Collected			STATE EQUALIZED TAX RATE	
Governing Body & Public Boards	13,850.00	1989 Payments in Lieu of Taxes		13,291,042.24	Local District School Taxes	1.19 7,629,905.00
Municipal Clerk	57,300.00	Delinquent Tax & Lien Collections	206,625.79		Regional & Cansolidated School Tax	
Financial Administration	63,310.00	Business Personalty Replacement Taxes	126,010.83		School Taxes in Municipal Budget	
Assessment of Taxes	43,750.00	Taxes from Public Utilities	306,293.00		County Taxes	.39 2,489,620.79
Collection of Taxes	49,125.00	Other Miscellaneous Tax Revenues			County Library Taxes	
Planning, Housing & Development	63,345.00	State Aid Revenues	173,659.60		Local Municipal Purpose Taxes	.54 3,422,364.04
Human Resources	97,959.08	Federal Aid Revenues			Veteran & Senior Citizen Taxes	227,950.00
Elections	6,800.00	State and Local Fiscal Assistance Act Utilized			Total Taxes for Rate Computation	2.12 13,769,339.33
General Administration (other)	639,695.00	Sale of Acquired Property			Special District Taxes	
JUDICIARY		Other Miscellaneous Revenues			Bank Corp. Taxes	
Municipal Courts	63,500.00	Total	1,194,724.23		Added and Omitted Taxes	44,814.92
PUBLIC SAFETY		Prior Years Surplus Appropriated	750,000.00		Total Taxes Levied - ABSTRACT	13,596,704.75
Fire Protection	107,951.15	Reserve For Uncollected Taxes	340,406.67		Total Taxes Billed	13,595,304.72
Police Protection	1,250,655.53	CAPITAL OUTLAY			1989 TAXES COLLECTED	13,291,042.24
Civil Defense & Disaster Control	10,650.00	Public Enterprises	171,056.23		1989 Taxes Cancelled, Abated or Adjusted	
Environmental Inspection & Control	67,700.00	Recreation-Culture	15.20		Transfer to Tax Title Liens or Foreclosed	34,383.96
Other Public Safety		Public Works	200,067.03		Balance Outstanding Dec. 31, 1989	269,373.52
PUBLIC WORKS		Buildings and Grounds	224,957.45		PRIOR YEARS TAXES OUTSTANDING	
Streets and Drainage	329,620.00	Library and Education			Balance January 1, 1989	228,412.90
Sewers and Sewage Processing	393,252.42	Conservation			Collected in 1989	206,525.79
Garbage and Trash Disposal	892,900.00	All Other			Cancelled, Abated or Adjusted 1989	23.77
Public Buildings and Grounds	70,050.00	CAPITAL DEBT AUTHORIZED, DECEMBER 31, 1989			Transfers to Tax Title Liens or Foreclosed	19,328.13
Other Public Works	44,850.00	ISSUED AND UNISSUED			Balance December 31, 1989	2,435.21
HEALTH and WELFARE		School			TAX TITLE LIENS OUTSTANDING	
Health Services Except Environmental	50,755.00	Self-Liquidating	4,401,000	959,763	Balance January 1, 1989	3,295.73
Welfare-Public Assistance	5,050.00	Other	3,837,390	3,096,590	Transfer From Taxes	57,386.44
Hospital, Clinics, First Aid		Total	8,238,390	4,656,353	Redeemed in 1989	
Animal, Insect, & Rodent Control	6,550.00	ISSUED AND OUTSTANDING			Cancelled, Abated or Adjusted (1989)	
Other Welfare Services		School			Transfers to Foreclosed Property	
RECREATION and CONSERVATION		Self-Liquidating		2,653,000.00	Balance December 31, 1989	60,072.17
Beaches and Boardwalks		Other		3,288,000.00	PROPERTY ACQUIRED BY DEED OR	
Parks, Playgrounds, Shade Trees	77,100.00	Total		5,941,000.00	FORECLOSURE	
Land Reclamation & Conservation	100.00	EQUALIZED VALUATION BASIS			Balance January 1, 1989	96,720.00
Other Recreational Services	51,100.00	FOR NET DEBT COMPUTATION			Transfers From Taxes or Liens	
EDUCATION (excluding schools)		REAL PROPERTY VALUATIONS			Sale for Cash (1989)	
Libraries	190,000.00	Code Class # of Parcels % VALN			Cancelled, Abated or Adjusted (1989)	
Other Educational Services	1,200.00	1 Vacant Land 343 1.32			Balance December 31, 1989	96,720.00
STATUTORY EXPENDITURES		2 Residential 3951 34.97			CURRENT FINANCES DECEMBER 31, 1989	
Pensions & F. L. C. A.	398,078.70	3 Farm 1			ASSETS	
Employee Fringe Benefits		4a Commercial 239 7.94			Cash Dec. 31, 1989	1,334,434.25
Other Statutory Expenditures	2,000.00	4b Industrial 36 1.84			Taxes Receivable	272,308.73
CETA And Other Public Employment Programs		4c Apartments 9 3.43			Tax Title Liens	60,572.17
MUNICIPAL FUNCTIONS		Total 4579			Foreclosed Property	96,720.00
TOTAL	5,053,076.93	Land Area 2.30 Sq. Miles			Emergencies & Other Deferred Charges	6,833.00
CAPITAL IMPROVEMENTS		Net Valuation Taxable-Municipal			State and Federal Aid Receivable	
* MEMO *		Net Valuation Taxable-County			Other Receivables	20,327.52
DEBT SERVICE		State Equalized Valuation			Total	1,841,295.57
Principal Payments	255,000.00	State Equalization Ratio			LIABILITIES, RESERVES, AND SURPLUS	
Interest Payments	276,195.05				Cash Liabilities	545,360.56
DEFERRED CHARGES					Reserves for Receivables	450,028.42
SCHOOL, COUNTY, SPECIAL DISTRICT TAXES	10,119,525.79				Surplus Dec. 31, 1989	845,900.69
RESERVE FOR UNCOLLECTED TAXES	340,406.67				Total	1,841,295.57
EXPENDITURES						
TOTAL	16,109,437.84					

Population 1980 3,954
 Population 1990 3,869
 S & P Rating
 Moody Rating

General Tax Rate Per \$100. 2.18
 State Equalized Tax Rate 1.99

SOUTH TOMS RIVER BORO. - OCEAN CO.

Form of Government:

Borough Council

Number of Members on Governing Body - 6

PER CAPITA:

Gross Debt 150.55
 Net Debt 72.68
 Debt Service 6.78
 Total Tax Levy 532.73
 Municipal Expenditures 315.27

PER CENT:

Gross Debt .05
 Net Debt .32
 Tax Levy Collected 92.64
 Tax Levy Cancelled, Aboted or Adjusted

EXPENDITURES		REVENUES-REALIZED		1989 PROPERTY TAX	
GENERAL GOVERNMENT		REVENUES-REALIZED		STATE EQUALIZED TAX RATE	
Governing Body & Public Boards	10,200.00	1989 Property Taxes Collected	1,909,625.71	Local District School Taxes	
Municipal Clerk	43,507.00	1989 Payments in Lieu of Taxes		Regional & Consolidated School Tax	1.01
Financial Administration	27,350.00	Delinquent Tax & Lien Collections	147,113.46	School Taxes in Municipal Budget	
Assessment of Taxes	6,051.00	Business Personalty Replacement Taxes	17,043.45	County Taxes	.36 *
Collection of Taxes	15,700.00	Taxes from Public Utilities	176,587.00	County Library Taxes	.02
Planning, Housing & Development	10,660.00	Other Miscellaneous Tax Revenues		Local Municipal Purpose Taxes	.56
Human Resources	32,055.00	State Aid Revenues	84,156.40	Veteran & Senior Citizen Taxes	
Elections		Federal Aid Revenues		Total Taxes for Rate Computation	1.95
General Administration (other)	172,125.00	State and Local Fiscal Assistance Act Utilized		Special District Taxes	
JUDICIARY		Sole of Acquired Property		Bank Corp. Taxes	
Municipal Courts	17,338.00	Other Miscellaneous Revenues	134,220.84	Added and Omitted Taxes	7,088.88
PUBLIC SAFETY		Total	2,470,756.87	Total Taxes Levied - ABSTRACT	2,061,328.90
Fire Protection	23,574.00	Prior Years Surplus Appropriated	150,000.00	Total Taxes Billed	2,061,328.90
Police Protection	210,237.38	REVENUES TOTAL	2,620,756.87	1989 TAXES COLLECTED	1,909,625.71
Civil Defense & Disaster Control	575.00	Reserve For Uncollected Taxes	166,000.00	1989 Taxes Cancelled, Aboted or Adjusted	
Environmental Inspection & Control	3,935.00	CAPITAL OUTLAY TOTAL		Transfer to Tax Title Liens or Foreclosed	
Other Public Safety			37,753.45	Balance Outstanding Dec. 31, 1989	151,703.19
PUBLIC WORKS		REVENUES REALIZED		PRIOR YEARS TAXES OUTSTANDING	
Streets and Drainage	81,261.09	Public Enterprises		Balance January 1, 1989	130,823.04
Sewers and Sewage Processing		Recreation-Culture		Collected in 1989	130,823.04
Garbage and Trash Disposal	225,650.00	Public Works		Cancelled, Aboted or Adjusted 1989	
Public Buildings and Grounds	7,299.00	Buildings and Grounds		Transfers to Tax Title Liens or Foreclosed	
Other Public Works	16,300.00	Library and Education		Balance December 31, 1989	
HEALTH and WELFARE		Conservation		TAX TITLE LIENS OUTSTANDING	
Health Services Except Environmental	26,108.00	All Other	37,353.45	Balance January 1, 1989	72,556.26
Welfare-Public Assistance	3,438.00	CAPITAL DEBT AUTHORIZED, DECEMBER 31, 1989		Transfer From Taxes	
Hospital, Clinics, First Aid		ISSUED AND UNISSUED	GROSS DEBT	Redeemed in 1989	16,290.42
Animal, Insect, & Rodent Control		School	301,276	Cancelled, Aboted or Adjusted (1989)	
Other Welfare Services		Self-Liquidating		Transfers to Foreclosed Property	
RECREATION and CONSERVATION		Other	281,210	Balance December 31, 1989	56,265.84
Beaches and Boardwalks		Total	582,486	PROPERTY ACQUIRED BY DEED OR FORECLOSURE	
Parks, Playgrounds, Shade Trees		ISSUED AND OUTSTANDING		Balance January 1, 1989	617,400.00
Land Reclamation & Conservation	13,000.00	School		Transfers From Taxes or Liens	
Other Recreational Services	300.00	Self-Liquidating		Sale for Cash (1989)	
EDUCATION (excluding schools)		Other		Cancelled, Aboted or Adjusted (1989)	
Libraries		Total	421,960.00	Balance December 31, 1989	617,400.00
Other Educational Services		EQUALIZED VALUATION BASIS FOR NET DEBT COMPUTATION		CURRENT FINANCES DECEMBER 31, 1989	
STATUTORY EXPENDITURES		REAL PROPERTY VALUATIONS		ASSETS	
Pensions & F. L. C. A.	49,075.00	Code	Class	# of Parcels	% VAL'N
Employee Fringe Benefits		1	Vocant Land	82	2.80
Other Statutory Expenditures	5,645.53	2	Residential	1065	82.10
CETA And Other Public Employment Programs		3	Form		
MUNICIPAL FUNCTIONS TOTAL		4a	Commercial	46	14.27
CAPITAL IMPROVEMENTS *MEMO*		4b	Industrial	2	.77
DEBT SERVICE		4c	Apartments		
Principal Payments	18,960.00	Total	1195		
Interest Payments	7,261.60	Land Area	1.20	Sq. Miles	
DEFERRED CHARGES		Net Valuation Taxable-Municipal			
SCHOOL, COUNTY, SPECIAL DISTRICT TAXES	1,468,840.02	Net Valuation Taxable-County	94,237,178		
RESERVE FOR UNCOLLECTED TAXES	166,000.00	State Equalized Valuation	94,438,285		
EXPENDITURES TOTAL		State Equalization Ratio	104,947,994		
			89.74		
		NET DEBT		LIABILITIES, RESERVES, AND SURPLUS	
				Cash Liabilities	199,199.47
				Reserves for Receivables	839,996.48
				Surplus Dec. 31, 1989	270,608.89
				Total	1,309,804.84

*Includes County Health Service Taxes, County Vocational School Taxes, or County Open Space Tax. See Table 13.

0333
 Population 1980 8,808
 Population 1990 10,202
 S & P Rating
 Moody Rating

General Tax Rate Per \$100. 1.66
 State Equalized Tax Rate 1.64

SOUTHAMPTON TWP. - BURLINGTON CO.

Form of Government:
 Township Committee

Number of Members on Governing Body - 5

PER CAPITA: Gross Debt 190.59 PER CENT: Gross Debt .50
 Net Debt .71 Net Debt
 Debt Service .40 Tax Levy Collected 94.86
 Total Tax Levy 736.15 Tax Levy Cancelled, Abated
 Municipal Expenditures 217.66 or Adjusted .08

EXPENDITURES		REVENUES-REALIZED		1989 PROPERTY TAX	
GENERAL GOVERNMENT		REVENUES-REALIZED		STATE EQUALIZED TAX RATE	
Governing Body & Public Boards		1989 Property Taxes Collected	7,125,179.00	Local District School Taxes	.77 3,427,027.50
Municipal Clerk		1989 Payments in Lieu of Taxes		Regional & Consolidated School Tax	.32 1,409,873.10
Financial Administration	24,500.00	Delinquent Tax & Lien Collections	263,536.00	School Taxes in Municipal Budget	
Assessment of Taxes	42,050.00	Business Personality Replacement Taxes	40,674.00	County Taxes	.53 2,362,749.54
Collection of Taxes	39,100.00	Taxes from Public Utilities	770,344.00	County Library Taxes	.03 135,817.39
Planning, Housing & Development	35,000.00	Other Miscellaneous Tax Revenues		Local Municipal Purpose Taxes	
Human Resources	14,681.00	State Aid Revenues	52,891.00	Veteran & Senior Citizen Taxes	187,200.00
Elections	3,572.00	Federal Aid Revenues		Total Taxes for Rate Computation	1.65 7,522,667.53
General Administration (other)	285,800.00	State and Local Fiscal Assistance Act Utilized	15,260.00	Special District Taxes	
JUDICIARY		Sale of Acquired Property		Bank Corp. Taxes	
Municipal Courts	63,000.00	Other Miscellaneous Revenues	597,474.00	Added and Omitted Taxes	174,771.00
PUBLIC SAFETY		Total	9,865,358.00	Total Taxes Levied - ABSTRACT	7,510,238.53
Fire Protection	87,824.00	Prior Years Surplus Appropriated	930,000.00	Total Taxes Billed	7,511,236.00
Police Protection	30,000.00	REVENUES TOTAL	9,795,358.00	1989 TAXES COLLECTED	7,125,179.00
Civil Defense & Disaster Control	2,150.00	Reserve For Uncollected Taxes	371,596.00	1989 Taxes Cancelled, Abated or Adjusted	6,335.00
Environmental Inspection & Control	61,825.00	CAPITAL OUTLAY	TOTAL	Transfer to Tax Title Liens or Foreclosed	11,587.00
Other Public Safety			2,775.00	Balance Outstanding Dec. 31, 1989	368,135.00
PUBLIC WORKS		CAPITAL OUTLAY	TOTAL	PRIOR YEARS TAXES OUTSTANDING	
Streets and Drainage	515,000.00	Public Enterprises		Balance January 1, 1989	268,286.00
Sewers and Sewage Processing	9,500.00	Recreation-Culture		Collected in 1989	262,627.00
Garbage and Trash Disposal	294,000.00	Public Works		Cancelled, Abated or Adjusted 1989	3,678.00
Public Buildings and Grounds	37,500.00	Buildings and Grounds	2,775.00	Transfers to Tax Title Liens or Foreclosed	1,981.00
Other Public Works		Library and Education		Balance December 31, 1989	
HEALTH and WELFARE		Conservation		TAX TITLE LIENS OUTSTANDING	
Health Services Except Environmental	9,000.00	All Other		Balance January 1, 1989	84,177.00
Welfare-Public Assistance	7,000.00	CAPITAL DEBT AUTHORIZED, DECEMBER 31, 1989		Transfer From Taxes	13,765.00
Hospital, Clinics, First Aid		ISSUED AND UNISSUED	GROSS DEBT	Redeemed in 1989	909.00
Animal, Insect, & Rodent Control	5,700.00	School	1,747,152	Cancelled, Abated or Adjusted (1989)	
Other Welfare Services		Self-Liquidating		Transfers to Foreclosed Property	
RECREATION and CONSERVATION		Other	197,222	Balance December 31, 1989	97,033.00
Beaches and Boardwalks		Total	1,944,374	PROPERTY ACQUIRED BY DEED OR	
Parks, Playgrounds, Shade Trees	14,331.00	ISSUED AND OUTSTANDING		FORECLOSURE	
Land Reclamation & Conservation	300.00	School	1,747,152.98	Balance January 1, 1989	22,900.00
Other Recreational Services	13,000.00	Self-Liquidating		Transfers From Taxes or Liens	
EDUCATION (excluding schools)		Other	62,741.00	Sale for Cash (1989)	
Libraries	30,000.00	Total	1,809,893.98	Cancelled, Abated or Adjusted (1989)	
Other Educational Services	14,000.00	EQUALIZED VALUATION BASIS		Balance December 31, 1989	22,900.00
STATUTORY EXPENDITURES		FOR NET DEBT COMPUTATION	389,922,542	CURRENT FINANCES DECEMBER 31, 1989	
Pensions & F. L. C. A.	40,348.00	REAL PROPERTY VALUATIONS		ASSETS	
Employee Fringe Benefits	100,000.00	Code Class # of Parcels % VAL'N	ASSESSED VALUATION	Cash Dec. 31, 1989	1,799,164.00
Other Statutory Expenditures	4,000.00	1 Vacant Land 733 3.84	15,799,900.00	Taxes Receivable	368,135.00
CETA And Other Public Employment Programs		2 Residential 3716 84.69	370,494,050.00	Tax Title Liens	97,033.00
MUNICIPAL FUNCTIONS TOTAL	1,833,331.00	3 Farm 471 4.70	20,554,450.00	Foreclosed Property	22,900.00
CAPITAL IMPROVEMENTS * MEMO *		4a Commercial 124 4.99	21,819,300.00	Emergencies & Other Deferred Charges	56,078.00
DEBT SERVICE		4b Industrial 26 1.79	7,820,100.00	State and Federal Aid Receivable	4,447.00
Principal Payments	4,074.00	4c Apartments		Other Receivables	89,433.00
Interest Payments		Total	5075	Total	2,437,190.00
DEFERRED CHARGES	11,536.00	Land Area 43.31 Sq. Miles		LIABILITIES, RESERVES, AND SURPLUS	
SCHOOL, COUNTY, SPECIAL DISTRICT TAXES	7,335,457.53	Net Valuation Taxable-Municipal	442,279,810	Cash Liabilities	1,070,451.00
RESERVE FOR UNCOLLECTED TAXES	371,596.00	Net Valuation Taxable-County	407,288,336	Reserves for Receivables	577,501.00
EXPENDITURES TOTAL	9,556,004.53	State Equalized Valuation	447,235,173	Surplus Dec. 31, 1989	789,238.00
		State Equalization Ratio	98.88	Total	2,437,190.00

Population 1980 13,333
 Population 1990 15,157
 S & P Rating A+
 Moody Rating A

General Tax Rate Per \$100. 2.53
 State Equalized Tax Rate 1.90

SPARTA TOWNSHIP - SUSSEX COUNTY
 Form of Government:
Council-Manager Plan B (OMCL 50)
 Number of Members on Governing Body - 5

PER CAPITA: Gross Debt 583.06 PER CENT: Gross Debt .79
 Net Debt 252.39 Net Debt .34
 Debt Service 62.51 Tax Levy Collected 94.79
 Total Tax Levy 1,569.39 Tax Levy Cancelled, Aboted or Adjusted .23
 Municipal Expenditures 587.51

EXPENDITURES		REVENUES-REALIZED		1989 PROPERTY TAX	
GENERAL GOVERNMENT				STATE EQUALIZED TAX RATE 1.11	
Governing Body & Public Boards	21,530.00	1989 Property Taxes Collected	22,573,021.29	Local District School Taxes	13,639,348.00
Municipal Clerk	71,055.00	1989 Poyments in Lieu of Taxes	63,738.11	Regional & Consolidated School Tax	
Finocial Administration	4,000.00	Delinquent Tax & Lien Collections	786,247.95	School Taxes in Municipal Budget	
Assessment of Taxes	86,341.00	Business Personalty Replacement Taxes	122,245.44	Cauntty Taxes	4,669,978.05
Collection of Taxes	185,158.00	Taxes from Public Utilities	746,573.00	County Library Taxes	
Planing, Hausing & Development	121,980.00	Other Miscellaneous Tax Revenues		Local Municipal Purpase Taxes	5,107,406.73
Human Resaources	112,207.63	State Aid Revenues	185,553.39	Veteron & Senior Citizen Taxes	64,550.00
Elections	7,345.00	Federal Aid Revenues		Total Taxes for Rote Computation	23,481,282.78
General Administration (other)	297,240.00	Stote and Local Fiscal Assistance Act Utilized		Special District Taxes	
JUDICIARY		Sole of Acquired Property		Bank Corp. Taxes	
Municipal Courts	105,354.00	Other Miscellaneous Revenues	1,113,230.13	Added and Omitted Taxes	370,568.41
PUBLIC SAFETY		Total	25,590,609.31	Total Taxes Levied - ABSTRACT	23,787,301.19
Fire Protection	90,810.88	Prior Years Surplus Appropriated	1,100,000.00	Total Taxes Billed	23,814,454.35
Police Protection	1,663,490.00	REVENUES TOTAL	26,690,609.31	1989 TAXES COLLECTED	22,573,021.29
Civil Defense & Disaster Control	500.00	Reserve For Uncollected Taxes	1,541,661.36	1989 Taxes Cancelled, Aboted or Adjusted	53,602.78
Environmental Inspection & Control	153,595.00	CAPITAL OUTLAY TOTAL	1,360,508.96	Transfer to Tax Title Liens or Foreclosed	35,012.32
Other Public Safety		Public Enterprises	782,450.46	Bolonce Outstanding Dec. 31, 1989	1,152,817.96
PUBLIC WORKS		Recreation-Culture	66,233.90	PRIOR YEARS TAXES OUTSTANDING	
Streets and Drainoge	1,027,925.23	Public Works	429,309.50	Balance January 1, 1989	787,351.92
Sewers and Sewoge Processing		Buildings and Grounds	82,515.10	Collected in 1989	768,507.73
Garbage and Trsh Disposal		Librory and Educotian		Cancelled, Aboted or Adjusted 1989	763.56
Public Buildings and Grounds	87,910.00	Conservation		Transfers to Tox Title Liens or Foreclosed	16,126.78
Other Public Works		All Other		Bolonce December 31, 1989	1,953.85
HEALTH and WELFARE		CAPITAL DEBT AUTHORIZED, DECEMBER 31, 1989		TAX TITLE LIENS OUTSTANDING	
Health Services Except Environmental	183,955.00	ISSUED AND UNISSUED		Balance January 1, 1989	84,211.27
Welfare-Public Assistance	3,650.00	School	997,000	Transfer From Taxes	54,594.76
Hospital, Clinics, First Aid		Self-Liquidoting	4,015,000	Redeemed in 1989	17,740.22
Animal, Insect, & Rodent Control	3,978.10	Other	3,825,432	Cancelled, Aboted or Adjusted (1989)	1,725.43
Other Welfare Services	91,400.00	Total	8,837,432	Transfers to Foreclosed Property	
RECREATION and CONSERVATION		ISSUED AND OUTSTANDING		Bolonce December 31, 1989	119,340.38
Beoches and Boardwalks		School	997,000.00	PROPERTY ACQUIRED BY DEED OR FORECLOSURE	
Parks, Playgrounds, Shade Trees	4,300.00	Self-Liquidating	2,970,000.00	Balance January 1, 1989	236,305.00
Land Reclamation & Conservotion	254,230.36	Other	3,559,432.00	Transfers From Taxes or Liens	
Other Recreational Services	243,903.00	Total	7,526,432.00	Sale for Cash (1989)	
EDUCATION (excluding schools)		EQUALIZED VALUATION BASIS FOR NET DEBT COMPUTATION	1,119,966,366	Cancelled, Abated or Adjusted (1989)	
Libraries	336,586.60	REAL PROPERTY VALUATIONS		Balance December 31, 1989	236,305.00
Other Educational Services		Code Class # of Parcels % VAL'N ASSESSED VALUATION		CURRENT FINANCES DECEMBER 31, 1989	
STATUTORY EXPENDITURES		1 Vocont Lond 1615 7.92 73,280,300.00		ASSETS	
Pensions & F. I. C. A.	544,701.40	2 Residential 5161 82.61 764,171,900.00		Cosh Dec. 31, 1989	2,413,231.49
Employee Fringe Benefits	565,604.00	3 Form 240 1.35 12,459,500.00		Taxes Receivable	1,154,771.81
Other Statutory Expenditures	100.00	4a Commercial 174 6.18 57,201,900.00		Tox Title Liens	119,340.38
CETA And Other Public Employment Programs		4b Industrial 27 1.81 16,754,500.00		Foreclosed Property	236,305.00
MUNICIPAL FUNCTIONS TOTAL	6,283,950.20	4c Apartments 2 -12 1,143,200.00		Emergencies & Other Deferred Charges	58,600.00
CAPITAL IMPROVEMENTS *MEMO*	23,750.00	Total 7219 925,011,300.00		State and Federal Aid Receivable	10,116.00
DEBT SERVICE				Other Receivables	12,630.52
Principal Payments	709,905.10			Total	4,004,995.20
Interest Payments	237,634.59			LIABILITIES, RESERVES, AND SURPLUS	
DEFERRED CHARGES	126,721.90	Land Area 38.50 Sq. Miles		Cash Liabilities	932,871.90
SCHOOL, COUNTY, SPECIAL DISTRICT TAXES	18,309,326.05	Net Valuation Taxable-Municipal	926,635,791	Reserves for Receivables	1,523,047.71
RESERVE FOR UNCOLLECTED TAXES	1,541,661.36	Net Valuation Taxable-County	1,210,158,283	Surplus Dec. 31, 1989	1,549,075.59
EXPENDITURES TOTAL	27,214,199.20	State Equalized Valuation	1,232,183,624	Total	4,004,995.20
		State Equalization Ratio	75.17		

1224

Population 1980 7,840
 Population 1990 7,983
 S & P Rating
 Moody Rating A

General Tax Rate Per \$100. 7.77
 State Equalized Tax Rate 1.92

SPOTSWOOD BOROUGH - MIDDLESEX CO.

Form of Government:

Mayor-Council Plan B (OMCL 50)

Number of Members on Governing Body - 5

PER CAPITA:

Gross Debt 909.78
 Net Debt 306.68
 Debt Service 27.35
 Total Tax Levy 901.00
 Municipal Expenditures 425.17

PER CENT:

Gross Debt 2.26
 Net Debt .76
 Tax Levy Collected 96.73
 Tax Levy Cancelled, Abated or Adjusted

EXPENDITURES		REVENUES-REALIZED		1989 PROPERTY TAX	
GENERAL GOVERNMENT		REVENUES-REALIZED		STATE EQUALIZED TAX RATE	
Governing Body & Public Boords	3,425.00	1989 Property Taxes Collected	6,974,293.79	Local District Schaal Taxes	1.02
Municipal Clerk	43,279.00	1989 Payments in Lieu of Taxes	24,149.29	Regional & Consolidated School Tax	
Financial Administration	113,120.00	Delinquent Tax & Lien Collections	206,759.61	School Taxes in Municipal Budget	
Assessment of Taxes	11,530.00	Business Personalty Replacement Taxes	236,686.84	County Taxes	.41
Collection of Taxes		Taxes from Public Utilities	419,495.00	County Library Taxes	
Planning, Housing & Development	25,828.00	Other Miscellaneous Tax Revenues		Lacal Municipal Purpose Taxes	.49
Human Resources	41,234.01	State Aid Revenues	124,451.79	Veteran & Senior Citizen Taxes	
Elections	5,000.00	Federal Aid Revenues		Total Taxes for Rate Computation	1.92
General Administration (other)	304,700.00	State and Lacal Fiscal Assistance Act Utilized		Special District Taxes	
JUDICIARY		Sale of Acquired Property		Bank Corp. Taxes	
Municipal Courts	46,105.00	Other Miscellaneous Revenues	525,411.81	Added and Omitted Taxes	24,037.97
PUBLIC SAFETY		Total	8,511,747.13	Total Taxes Levied - ABSTRACT	7,193,175.96
Fire Protection	55,357.00	Prior Years Surplus Appropriated	197,000.00	Total Taxes Billed	7,209,765.60
Police Protection	959,311.71	REVENUES TOTAL	9,708,247.13	1989 TAXES COLLECTED	6,974,293.79
Civil Defense & Disaster Control	800.00	Reserve For Uncollected Taxes	236,169.79	1989 Taxes Cancelled, Abated or Adjusted	309.14
Environmental Inspection & Control	67,143.00	CAPITAL OUTLAY TOTAL		Transfer to Tax Title Liens ar Fareclosed	7,494.76
Other Public Safety		Public Enterprises	4,809.73	Balance Outstanding Dec. 31, 1989	227,067.91
PUBLIC WORKS		Recreation-Culture		PRIOR YEARS TAXES OUTSTANDING	
Streets and Drainage	255,734.00	Public Works	325,879.44	Balance January 1, 1989	197,511.47
Sewers and Sewage Processing	101,895.00	Buildings and Grounds	79,603.76	Collected in 1989	197,511.47
Garbage and Trash Dispal	209,220.00	Library and Education		Cancelled, Abated ar Adjusted 1989	
Public Buildings and Grounds	49,130.00	Conservation		Transfers to Tax Title Liens ar Fareclosed	
Other Public Works		All Other		Balance December 31, 1989	
HEALTH and WELFARE		CAPITAL DEBT AUTHORIZED, DECEMBER 31, 1989			
Health Services Except Environmental	62,317.00	ISSUED AND UNISSUED	GROSS DEBT	NET DEBT	
Welfare-Public Assistance	4,205.00	School	3,760,000.00		
Hospital, Clinics, First Aid	11,396.00	Self-Liquidating	1,077,000.00	240,775	
Animal, Insect, & Rodent Control	5,432.00	Other	2,425,775	2,207,433	
Other Welfare Services		Total	7,262,775	2,448,216	
RECREATION and CONSERVATION		ISSUED AND OUTSTANDING			
Beaches and Boardwalks		Schaal	3,760,000.00		
Parks, Playgrounds, Shade Trees		Self-Liquidating	856,000.00		
Land Reclamation & Conservation	72,297.62	Other	1,392,000.00		
Other Recreational Services	22,950.00	Total	6,510,000.00		
EDUCATION (excluding schools)		EQUALIZED VALUATION BASIS FOR NET DEBT COMPUTATION			
Libraries	111,502.00	320,670,076			
Other Educational Services		REAL PROPERTY VALUATIONS			
STATUTORY EXPENDITURES		Code	Class	# of Parcels	% VAL'N
Pensions & F. L. C. A.	275,669.47	1	Vacant Land	435	1.29
Employee Fringe Benefits		2	Residential	2289	37.97
Other Statutory Expenditures	5,000.00	3	Farm	2	.05
CETA And Other Public Employment Programs		4a	Commercial	55	6.82
MUNICIPAL FUNCTIONS TOTAL	2,896,782.91	4b	Industrial	6	6.12
CAPITAL IMPROVEMENTS * MEMO *	37,000.00	4c	Apartments	3	1.24
DEBT SERVICE		Total		2790	
Principal Payments	127,000.00	Land Area	2.15	Sq. Miles	
Interest Payments	91,300.87	Net Valuation Taxable-Municipal		190,002,555	
DEFERRED CHARGES		Net Valuation Taxable-County		405,657,310	
SCHOOL, COUNTY, SPECIAL DISTRICT TAXES	42,890.49	State Equalized Valuation		373,002,410	
RESERVE FOR UNCOLLECTED TAXES	5,343,832.09	State Equalization Ratio		50.80	
EXPENDITURES TOTAL	8,737,976.05	CURRENT FINANCES DECEMBER 31, 1989			
		ASSETS			
		Cash Dec. 31, 1989			
		Taxes Receivable			
		Tax Title Liens			
		Fareclosed Property			
		Emergencies & Other Deferred Charges			
		State and Federal Aid Receivable			
		Other Receivables			
		Total			
		LIABILITIES, RESERVES, AND SURPLUS			
		Cash Liabilities			
		Reserves for Receivables			
		Surplus Dec. 31, 1989			
		Total			

1343

Population 1980 4,215
 Population 1990 3,499
 S & P Rating A
 Moody Rating

General Tax Rate Per \$100. .86
 State Equalized Tax Rate .95

SPRING LAKE BOROUGH - MONMOUTH CO.

Form of Government:

Borough Council

Number of Members on Governing Body - 6

PER CAPITA:

Gross Debt 1,844.41
 Net Debt 1,627.29
 Debt Service 98.34
 Total Tax Levy 2,093.36
 Municipal Expenditures 1,051.85

PER CENT:

Gross Debt .93
 Net Debt .86
 Tax Levy Collected 95.57
 Tax Levy Cancelled, Abated or Adjusted .02

EXPENDITURES		REVENUES-REALIZED			1989 PROPERTY TAX	
GENERAL GOVERNMENT		1989 Property Taxes Collected			STATE EQUALIZED TAX RATE	
Governing Body & Public Boards		1989 Payments in Lieu of Taxes		7,009,682.45	Local District School Taxes	.24 1,828,548.00
Municipal Clerk		Delinquent Tax & Lien Collections	252,760.17		Regional & Consolidated School Tax	
Financial Administration	14,300.00	Business Personalty Replacement Taxes	26,136.64		School Taxes in Municipal Budget	
Assessment of Taxes	15,576.00	Taxes from Public Utilities	279,411.00		County Taxes	.37 2,875,611.10
Collection of Taxes	34,913.00	Other Miscellaneous Tax Revenues			County Library Taxes	
Planning, Housing & Development	37,567.00	State Aid Revenues	41,286.70		Local Municipal Purpose Taxes	.33 2,592,434.00
Human Resources	36,452.66	Federal Aid Revenues			Veteran & Senior Citizen Taxes	28,200.00
Elections		State and Local Fiscal Assistance Act Utilized			Total Taxes for Rate Computation	.94 7,324,793.10
General Administration (other)	454,084.00	Sale of Acquired Property			Special District Taxes	
JUDICIARY		Other Miscellaneous Revenues	484,138.34		Bank Corp. Taxes	
Municipal Courts	27,365.97	Total	8,093,215.30		Added and Omitted Taxes	28,074.82
PUBLIC SAFETY		Prior Years Surplus Appropriated	400,000.00		Total Taxes Levied - ABSTRACT	7,324,667.92
Fire Protection	41,574.14	REVENUES TOTAL	8,493,215.30		Total Taxes Billed	7,334,147.12
Police Protection	636,242.82	Reserve For Uncollected Taxes	275,543.87		1989 TAXES COLLECTED	7,009,482.45
Civil Defense & Disaster Control	2,900.00	CAPITAL OUTLAY TOTAL	1,457,601.63		1989 Taxes Cancelled, Abated or Adjusted	1,269.68
Environmental Inspection & Control	45,468.00	Public Enterprises	7,311.75		Transfer to Tax Title Liens or Foreclosed	
Other Public Safety		Recreation-Culture	13,414.05		Balance Outstanding Dec. 31, 1989	323,394.99
PUBLIC WORKS		Public Works	382,914.21		PRIOR YEARS TAXES OUTSTANDING	
Streets and Drainage	263,641.90	Buildings and Grounds	1,053,961.67		Balance January 1, 1989	245,217.02
Sewers and Sewage Processing		Library and Education			Collected in 1989	245,132.76
Garbage and Trash Disposal	539,095.00	Conservation			Cancelled, Abated or Adjusted 1989	
Public Buildings and Grounds	101,363.00	All Other			Transfers to Tax Title Liens or Foreclosed	
Other Public Works		CAPITAL DEBT AUTHORIZED, DECEMBER 31, 1989			Balance December 31, 1989	84.26
HEALTH and WELFARE		ISSUED AND UNISSUED			TAX TITLE LIENS OUTSTANDING	
Health Services Except Environmental	14,900.00	School			Balance January 1, 1989	7,027.41
Welfare-Public Assistance	5,956.00	Self-Liquidating	739,679		Transfer From Taxes	
Hospital, Clinics, First Aid		Other	5,713,904		Redeemed in 1989	7,627.41
Animal, Insect, & Rodent Control	135.00	Total	6,453,584		Cancelled, Abated or Adjusted (1989)	
Other Welfare Services		ISSUED AND OUTSTANDING			Transfers to Foreclosed Property	
RECREATION and CONSERVATION		School			Balance December 31, 1989	
Beaches and Boardwalks		Self-Liquidating		213,000.00	PROPERTY ACQUIRED BY DEED OR	
Parks, Playgrounds, Shade Trees	172,023.00	Other		3,620,485.81	FORECLOSURE	
Land Reclamation & Conservation		Total		3,833,485.81	Balance January 1, 1989	56,400.00
Other Recreational Services	104,234.00	EQUALIZED VALUATION BASIS			Transfers From Taxes or Liens	
EDUCATION (excluding schools)		FOR NET DEBT COMPUTATION		658,653,722	Sale for Cash (1989)	
Libraries	83,867.00	REAL PROPERTY VALUATIONS			Cancelled, Abated or Adjusted (1989)	
Other Educational Services		Code Class # of Parcels % VAL'N			Balance December 31, 1989	56,400.00
STATUTORY EXPENDITURES		1 Vacant Land 90 2.64		22,485,300.00	CURRENT FINANCES DECEMBER 31, 1989	
Pensions & F. L. C. A.	225,652.02	2 Residential 1629 88.41		752,631,700.00	ASSETS	
Employee Fringe Benefits	171,764.00	3 Farm 100 8.82		75,107,200.00	Cash Dec. 31, 1989	1,049,942.96
Other Statutory Expenditures		4a Commercial 1 0.12		1,045,800.00	Taxes Receivable	323,479.25
CETA And Other Public Employment Programs		4b Industrial			Tax Title Liens	
MUNICIPAL FUNCTIONS TOTAL	3,028,079.51	4c Apartments 1			Foreclosed Property	56,400.00
CAPITAL IMPROVEMENTS *MEMO*	17,735.00	Total 1820		851,270,000.00	Emergencies & Other Deferred Charges	62,552.70
DEBT SERVICE		Land Area 1.30 Sq. Miles			State and Federal Aid Receivable	
Principal Payments	196,168.92	Net Valuation Taxable-Municipal		854,194,357	Other Receivables	21,505.02
Interest Payments	147,910.07	Net Valuation Taxable-County		686,007,217	Total	1,513,879.93
DEFERRED CHARGES	32,714.10	State Equalized Valuation		776,454,571	LIABILITIES, RESERVES, AND SURPLUS	
SCHOOL, COUNTY, SPECIAL DISTRICT TAXES	4,704,159.10	State Equalization Ratio		110.05	Cash Liabilities	457,043.78
RESERVE FOR UNCOLLECTED TAXES	275,543.87				Reserves for Receivables	401,384.27
EXPENDITURES TOTAL	8,384,575.57				Surplus Dec. 31, 1989	655,451.88

*Includes County Health Service Taxes, County Vocational School Taxes, or County Open Space Tax. See Table 13.

1349

Population 1980 5,424
 Population 1990 5,341
 S & P Rating
 Moody Rating A

General Tax Rate Per \$100. 2.37
 State Equalized Tax Rate 1.35

SPRING LAKE HEIGHTS - MONMOUTH CO.

Form of Government:

Borough Council

Number of Members on Governing Body - 6

PER CAPITA:

Gross Debt 473.33
 Net Debt 412.29
 Debt Service 56.31
 Total Tax Levy 1,142.79
 Municipal Expenditures 518.78

PER CENT:
 Gross Debt .66
 Net Debt .58
 Tax Levy Collected 96.18
 Tax Levy Cancelled, Abated or Adjusted

EXPENDITURES		REVENUES-REALIZED		1989 PROPERTY TAX	
GENERAL GOVERNMENT		REVENUES-REALIZED		STATE EQUALIZED TAX RATE	
Governing Body & Public Boards		1989 Property Taxes Collected	5,870,786.82	Local District School Taxes	.53
Municipal Clerk		1989 Payments in Lieu of Taxes		Regional & Consolidated School Tax	
Financial Administration	15,207.00	Delinquent Tax & Lien Collections	150,308.36	School Taxes in Municipal Budget	
Assessment of Taxes	16,970.00	Business Personalty Replacement Taxes	27,560.88	County Taxes	.39
Collection of Taxes	27,433.85	Taxes from Public Utilities	325,267.00	County Library Taxes	.01
Planning, Housing & Development	19,636.50	Other Miscellaneous Tax Revenues		Local Municipal Purpose Taxes	.42
Human Resources	8,000.00	State Aid Revenues	55,960.05	Veteran & Senior Citizen Taxes	
Elections	3,040.00	Federal Aid Revenues		Total Taxes for Rate Computation	1.35
General Administration (other)	342,608.12	State and Local Fiscal Assistance Act Utilized		Special District Taxes	
JUDICIARY		Sale of Acquired Property	102,170.07	Bank Corp. Taxes	
Municipal Courts	56,248.84	Other Miscellaneous Revenues	145,297.72	Added and Omitted Taxes	
PUBLIC SAFETY		Prior Years Surplus Appropriated	332,000.00	Total Taxes Levied - ABSTRACT	
Fire Protection	13,384.00	REVENUES TOTAL	7,009,350.90	Total Taxes Billed	
Police Protection	728,350.69	REVENUES TOTAL	7,009,350.90	1989 TAXES COLLECTED	
Civil Defense & Disaster Control	1,945.00	REVENUES TOTAL	7,009,350.90	1989 Taxes Cancelled, Abated or Adjusted	
Environmental Inspection & Control	27,973.50	REVENUES TOTAL	7,009,350.90	Transfer to Tax Title Liens or Foreclosed	15,265.84
Other Public Safety		REVENUES TOTAL	7,009,350.90	Balance Outstanding Dec. 31, 1989	217,593.88
PUBLIC WORKS		CAPITAL OUTLAY TOTAL	242,186.39	PRIOR YEARS TAXES OUTSTANDING	
Streets and Drainage	183,272.62	Public Enterprises	971.42	Balance January 1, 1989	150,898.82
Sewers and Sewage Processing		Recreation-Culture		Collected in 1989	150,308.36
Garbage and Trash Disposal	363,602.41	Public Works	223,304.97	Cancelled, Abated or Adjusted 1989	
Public Buildings and Grounds	75,722.18	Buildings and Grounds	17,350.00	Transfers to Tax Title Liens or Foreclosed	
Other Public Works	27,000.00	Library and Education		Balance December 31, 1989	590.46
HEALTH and WELFARE		Conservation		TAX TITLE LIENS OUTSTANDING	
Health Services Except Environmental	12,200.00	All Other		Balance January 1, 1989	23,021.12
Welfare-Public Assistance	10,040.00	CAPITAL DEBT AUTHORIZED, DECEMBER 31, 1989		Transfer From Taxes	15,265.84
Hospital, Clinics, First Aid		ISSUED AND UNISSUED		Redeemed in 1989	
Animal, Insect, & Rodent Control	200.00	School	90,000	Cancelled, Abated or Adjusted (1989)	
Other Welfare Services		Self-Liquidating	236,000	Transfers to Foreclosed Property	
RECREATION and CONSERVATION		Other	2,202,060	Balance December 31, 1989	38,286.96
Beaches and Boardwalks		Total	2,528,060	PROPERTY ACQUIRED BY DEED OR FORECLOSURE	
Parks, Playgrounds, Shade Trees	16,576.82	ISSUED AND OUTSTANDING		Balance January 1, 1989	28,900.00
Land Reclamation & Conservation		School	90,000.00	Transfers From Taxes or Liens	
Other Recreational Services	1,000.00	Self-Liquidating	220,000.00	Sale for Cash (1989)	
EDUCATION (excluding schools)		Other	2,044,300.00	Cancelled, Abated or Adjusted (1989)	
Libraries		Total	2,354,300.00	Balance December 31, 1989	28,900.00
Other Educational Services		EQUALIZED VALUATION BASIS FOR NET DEBT COMPUTATION		CURRENT FINANCES DECEMBER 31, 1989	
STATUTORY EXPENDITURES		REAL PROPERTY VALUATIONS		ASSETS	
Pensions & F. L. C. A.	223,020.00	Code Class # of Parcels % VAL'N		Cash Dec. 31, 1989	1,237,929.56
Employee Fringe Benefits	47,159.67	1 Vacant Land 80 1.19	2,930,600.00	Taxes Receivable	218,184.34
Other Statutory Expenditures	967.00	2 Residential 2015 82.33	205,459,540.00	Tax Title Liens	33,286.96
CETA And Other Public Employment Programs		3 Farm		Foreclosed Property	28,900.00
MUNICIPAL FUNCTIONS TOTAL	2,237,118.20	4a Commercial 30 10.38	27,156,200.00	Emergencies & Other Deferred Charges	29,512.00
CAPITAL IMPROVEMENTS *M E M O*	25,000.00	4b Industrial		State and Federal Aid Receivable	
DEBT SERVICE		4c Apartments 8 5.59	13,953,300.00	Other Receivables	21,476.16
Principal Payments	164,000.00	Total 2183	249,547,640.00	Total	1,574,289.02
Interest Payments	136,774.40	Land Area 1.30 Sq. Miles		LIABILITIES, RESERVES, AND SURPLUS	
DEFERRED CHARGES		Net Valuation Taxable-Municipal	250,047,513	Cash Liabilities	822,513.72
SCHOOL, COUNTY, SPECIAL DISTRICT TAXES	4,240,777.07	Net Valuation Taxable-County	407,941,012	Reserves for Receivables	306,847.46
RESERVE FOR UNCOLLECTED TAXES	164,000.00	State Equalized Valuation	438,072,449	Surplus Dec. 31, 1989	444,927.84
EXPENDITURES TOTAL	7,011,586.40	State Equalization Ratio	57.03	Total	1,574,289.02

*Includes County Health Service Taxes, County Vacational School Taxes, or County Open Space Tax. See Table 13.

SPRINGFIELD TWP. - BURLINGTON CO.

Population 1980 2,591
 Population 1990 3,023
 S & P Rating
 Moody Rating

General Tax Rate Per \$100. 1.51
 State Equalized Tax Rate 1.79

Form of Government:
 Township Committee

Number of Members on Governing Body - 3

PER CAPITA: Gross Debt 421.91 PER CENT: Gross Debt .93
 Net Debt 408.81 Net Debt .90
 Debt Service 1.88 Tax Levy Collected 87.67
 Total Tax Levy 994.45 Tax Levy Cancelled, Abated or Adjusted 4.29
 Municipal Expenditures 408.43

EXPENDITURES		REVENUES-REALIZED		1989 PROPERTY TAX	
GENERAL GOVERNMENT		REVENUES-REALIZED		STATE EQUALIZED TAX RATE	
Governing Body & Public Boards		1989 Property Taxes Collected	2,639,940.00	Local District School Taxes	.49 821,635.00
Municipal Clerk		1989 Payments in Lieu of Taxes		Regional & Consolidated School Tax	.60 997,799.80
Financial Administration	26,300.00	Delinquent Tax & Lien Collections	176,621.00	School Taxes in Municipal Budget	
Assessment of Taxes	15,300.00	Business Penalty Replacement Taxes	40,111.00	County Taxes	.50 832,844.48
Collection of Taxes	20,600.00	Taxes from Public Utilities	281,501.00	County Library Taxes	.03 48,555.78
Planning, Housing & Development	33,200.00	Other Miscellaneous Tax Revenues		Local Municipal Purpose Taxes	.17 281,040.00
Human Resources	22,439.00	State Aid Revenues	19,480.00	Veteran & Senior Citizen Taxes	
Elections		Federal Aid Revenues		Total Taxes far Rate Computation	1.79 3,003,875.06
General Administration (other)	216,150.00	State and Local Fiscal Assistance Act Utilized		Special District Taxes	
JUDICIARY		Sale of Acquired Property		Bank Corp. Taxes	
Municipal Courts	56,081.00	Other Miscellaneous Revenues	256,544.00	Added and Omitted Taxes	29,316.00
PUBLIC SAFETY		Total	3,414,197.00	Total Taxes Levied - ABSTRACT	3,011,191.06
Fire Protection	55,422.00	Prior Years Surplus Appropriated	398,901.00	Total Taxes Billed	3,011,191.00
Police Protection	64,352.00	REVENUES TOTAL	3,813,098.00	1989 TAXES COLLECTED	2,639,940.00
Civil Defense & Disaster Control	1,800.00	Reserve For Uncollected Taxes	312,624.00	1989 Taxes Cancelled, Abated or Adjusted	129,239.00
Environmental Inspection & Control	37,875.00	CAPITAL OUTLAY TOTAL	61,994.00	Transfer to Tax Title Liens or Foreclosed	
Other Public Safety		Public Enterprises		Balance Outstanding Dec. 31, 1989	242,012.00
PUBLIC WORKS		Recreation-Culture		PRIOR YEARS TAXES OUTSTANDING	
Streets and Drainage	142,281.00	Public Works		Balance January 1, 1989	196,339.00
Sewers and Sewage Processing		Buildings and Grounds	61,994.00	Collected in 1989	175,726.00
Garbage and Trash Disposal	123,300.00	Library and Education		Cancelled, Abated or Adjusted 1989	
Public Buildings and Grounds	22,500.00	Conservation		Transfers to Tax Title Liens or Foreclosed	
Other Public Works		All Other		Balance December 31, 1989	20,613.00
HEALTH and WELFARE		CAPITAL DEBT AUTHORIZED, DECEMBER 31, 1989		TAX TITLE LIENS OUTSTANDING	
Health Services Except Environmental	1,250.00	ISSUED AND UNISSUED		Balance January 1, 1989	5,878.00
Welfare-Public Assistance	2,750.00	School	39,681	Transfer From Taxes	
Hospital, Clinics, First Aid		Self-Liquidating		Redeemed in 1989	895.00
Animal, Insect, & Rodent Control	2,100.00	Other	1,237,872	Cancelled, Abated or Adjusted (1989)	
Other Welfare Services		Total	1,277,553	Transfers to Foreclosed Property	
RECREATION and CONSERVATION		ISSUED AND OUTSTANDING		Balance December 31, 1989	4,983.00
Beaches and Boardwalks		School		PROPERTY ACQUIRED BY DEED OR FORECLOSURE	
Parks, Playgrounds, Shade Trees	16,475.00	Self-Liquidating		Balance January 1, 1989	32,915.00
Land Reclamation & Conservation		Other		Transfers From Taxes or Liens	
Other Recreational Services	500.00	Total		Sale for Cash (1989)	
EDUCATION (excluding schools)		EQUALIZED VALUATION BASIS FOR NET DEBT COMPUTATION	137,185,426	Cancelled, Abated or Adjusted (1989)	
Libraries		REAL PROPERTY VALUATIONS		Balance December 31, 1989	32,915.00
Other Educational Services		Code Class # of Parcels % VAL'N ASSESSED VALUATION		CURRENT FINANCES DECEMBER 31, 1989	
STATUTORY EXPENDITURES		1 Vacant Land 203 6.20 11,387,200.00		ASSETS	
Pensions & F. I. C. A.	32,500.00	2 Residential 748 65.53 120,365,500.00		Cash Dec. 31, 1989	576,593.00
Employee Fringe Benefits		3 Farm 452 17.54 32,207,725.00		Taxes Receivable	262,625.00
Other Statutory Expenditures	3,000.00	4a Commercial 73 10.57 19,413,200.00		Tax Title Liens	4,983.00
CETA And Other Public Employment Programs		4b Industrial 1 .17 318,600.00		Foreclosed Property	32,915.00
MUNICIPAL FUNCTIONS TOTAL	907,685.00	4c Apartments 1477		Emergencies & Other Deferred Charges	30,900.00
CAPITAL IMPROVEMENTS * MEMO *	43,000.00	Total	183,692,225.00	State and Federal Aid Receivable	1,051.00
DEBT SERVICE		Land Area 29.34 Sq. Miles		Other Receivables	16,873.00
Principal Payments	5,320.00	Net Valuation Taxable-Municipal	185,452,178	Total	925,940.00
Interest Payments	380.00	Net Valuation Taxable-County	145,608,961	LIABILITIES, RESERVES, AND SURPLUS	
DEFERRED CHARGES	10,723.00	State Equalized Valuation	167,323,022	Cash Liabilities	
SCHOOL, COUNTY, SPECIAL DISTRICT TAXES	2,700,835.06	State Equalization Ratio	110.95	Reserves for Receivables	317,381.00
RESERVE FOR UNCOLLECTED TAXES	312,624.00			Surplus Dec. 31, 1989	296,255.00
EXPENDITURES TOTAL	3,937,567.06			Total	925,940.00

2017

Population 1980 13,955
 Population 1990 13,420
 S & P Rating
 Moody Rating A1

General Tax Rate Per \$100. 2.51
 State Equalized Tax Rate 1.82

SPRINGFIELD TWP. - UNION CO.

Form of Government:

Town Council

Number of Members on Governing Body - 5

PER CAPITA:

Grass Debt 651.68
 Net Debt 474.83
 Debt Service 36.48
 Total Tax Levy 1,936.38
 Municipal Expenditures 808.93

PER CENT:

Grass Debt .68
 Net Debt .50
 Tax Levy Collected 97.52
 Tax Levy Cancelled, Abated or Adjusted .06

EXPENDITURES		REVENUES-REALIZED		1989 PROPERTY TAX	
GENERAL GOVERNMENT		REVENUES-REALIZED		STATE EQUALIZED TAX RATE	
Governing Body & Public Boards		1989 Property Taxes Collected	25,342,204.77	Local District School Taxes	.44
Municipal Clerk		1989 Payments in Lieu of Taxes	61,006.18	Regional & Consolidated School Tax	.45
Financial Administration	51,214.00	Delinquent Tax & Lien Collections	628,500.51	School Taxes in Municipal Budget	
Assessment of Taxes	70,724.03	Business Personality Replacement Taxes	450,545.83	County Taxes	.39
Collection of Taxes	67,600.57	Taxes from Public Utilities	1,279,985.00	County Library Taxes	
Planning, Housing & Development	42,979.76	Other Miscellaneous Tax Revenues		Local Municipal Purpose Taxes	.54
Human Resources		State Aid Revenues	209,218.24	Veteran & Senior Citizen Taxes	
Elections		Federal Aid Revenues		Total Taxes far Rate Computation	1.82
General Administration (other)	881,490.27	State and Local Fiscal Assistance Act Utilized		Special District Taxes	
JUDICIARY		Sale of Acquired Property		Bank Corp. Taxes	
Municipal Courts	80,677.13	Other Miscellaneous Revenues	1,263,669.93	Added and Omitted Taxes	
PUBLIC SAFETY		Total	29,235,130.56	Total Taxes Levied - ABSTRACT	25,980,269.75
Fire Protection	1,078,860.34	Prior Years Surplus Appropriated	1,050,000.00	Total Taxes Billed	25,980,269.75
Police Protection	1,931,667.19	REVENUES TOTAL	30,285,130.56	1989 TAXES COLLECTED	25,342,204.77
Civil Defense & Disaster Control	33,097.00	RESERVE FOR UNCOLLECTED TAXES	957,000.00	1989 Taxes Cancelled, Abated or Adjusted	16,189.53
Environmental Inspection & Control	101,536.05	CAPITAL OUTLAY TOTAL	904,062.40	Transfer to Tax Title Liens or Foreclosed	4,329.75
Other Public Safety		Public Enterprises	32,556.45	Balance Outstanding Dec. 31, 1989	623,545.65
PUBLIC WORKS		Recreation—Culture		PRIOR YEARS TAXES OUTSTANDING	
Streets and Drainage	538,139.43	Public Works	31,764.20	Balance January 1, 1989	628,500.51
Sewers and Sewage Processing	494,747.00	Buildings and Grounds	784,346.44	Collected in 1989	628,500.51
Garbage and Trash Disposal	953,775.00	Library and Education	5,395.31	Cancelled, Abated or Adjusted 1989	
Public Buildings and Grounds	241,593.32	Conservation		Transfers to Tax Title Liens or Foreclosed	
Other Public Works	213,530.15	All Other		Balance December 31, 1989	
HEALTH and WELFARE		CAPITAL DEBT AUTHORIZED, DECEMBER 31, 1989		TAX TITLE LIENS OUTSTANDING	
Health Services Except Environmental	78,010.00	ISSUED AND UNISSUED		Balance January 1, 1989	16,354.00
Welfare—Public Assistance	39,264.00	School	514,236.72	Transfer From Taxes	4,329.75
Hospital, Clinics, First Aid		Self-Liquidating		Redeemed in 1989	
Animal, Insect, & Rodent Control	5,475.00	Other	6,372,256	Cancelled, Abated or Adjusted (1989)	
Other Welfare Services		Total	8,745,492	Transfers to Foreclosed Property	
RECREATION and CONSERVATION		ISSUED AND OUTSTANDING		Balance December 31, 1989	21,183.75
Beaches and Boardwalks		School	514,236.72	PROPERTY ACQUIRED BY DEED OR FORECLOSURE	
Parks, Playgrounds, Shade Trees	137,310.00	Self-Liquidating		Balance January 1, 1989	32,650.00
Land Reclamation & Conservation	139.95	Other	4,459,000.00	Transfers From Taxes or Liens	
Other Recreational Services	16,449.73	Total	4,973,236.72	Sale far Cash (1989)	
EDUCATION (excluding schools)		EQUALIZED VALUATION BASIS FOR NET DEBT COMPUTATION	1,232,523,733	Cancelled, Abated or Adjusted (1989)	
Libraries	443,331.00	REAL PROPERTY VALUATIONS		Balance December 31, 1989	32,650.00
Other Educational Services		Code Class # of Parcels % VAL'N		CURRENT FINANCES DECEMBER 31, 1989	
STATUTORY EXPENDITURES		1 Vacant Land 406 2.57		ASSETS	
Pensions & F. I. C. A.	697,466.00	2 Residential 4416 65.95		Cash Dec. 31, 1989	11,202,421.33
Employee Fringe Benefits	625,500.00	3 Farm 12 .07		Taxes Receivable	623,545.65
Other Statutory Expenditures		4a Commercial 231 29.23		Tax Title Liens	21,183.75
CETA And Other Public Employment Programs		4b Industrial 72 6.91		Foreclosed Property	32,650.00
MUNICIPAL FUNCTIONS TOTAL	8,862,656.02	4c Apartments 14 4.31		Emergencies & Other Deferred Charges	253,275.97
CAPITAL IMPROVEMENTS *MEMO*	75,000.00	Total	5151	State and Federal Aid Receivable	5,287.73
DEBT SERVICE		Land Area 5.20 Sq. Miles		Other Receivables	167,286.34
Principal Payments	350,000.00	Net Valuation Taxable-Municipal	1,026,171,800.00	Total	12,305,650.77
Interest Payments	139,517.34	Net Valuation Taxable-County	1,393,015,373	LIABILITIES, RESERVES, AND SURPLUS	
DEFERRED CHARGES	526,615.51	State Equalized Valuation	1,414,637,548	Cash Liabilities	8,102,710.53
SCHOOL, COUNTY, SPECIAL DISTRICT TAXES	18,099,935.66	State Equalization Ratio	72.65	Reserves for Receivables	844,665.74
RESERVE FOR UNCOLLECTED TAXES	957,000.00			Surplus Dec. 31, 1989	3,358,274.50
EXPENDITURES TOTAL	28,954,775.03			Total	12,305,650.77

1530
 Population 1980 10,335
 Population 1990 13,325
 S & P Rating
 Moody Rating AAA

General Tax Rate Per \$100. 2.91
 State Equalized Tax Rate 1.39

STAFFORD TOWNSHIP - OCEAN COUNTY

Form of Government:

Small Municipality Plan A (OMCL 50)

Number of Members on Governing Body - 3

PER CAPITA: Grass Debt 1,717.75
 Net Debt 576.34
 Debt Service 13.70
 Total Tax Levy 1,406.42
 Municipal Expenditures 705.33
 PER CENT: Gross Debt 2.05
 Net Debt .69
 Tax Levy Collected 94.45
 Tax Levy Cancelled, Abated or Adjusted .37

EXPENDITURES		REVENUES-REALIZED		1989 PROPERTY TAX	
GENERAL GOVERNMENT		REVENUES-REALIZED		STATE EQUALIZED TAX RATE	
Governing Body & Public Boards	106,155.00	1989 Property Taxes Collected	17,705,186.35	Local District School Taxes	.55 7,322,238.00
Municipal Clerk		1989 Payments in Lieu of Taxes		Regional & Consolidated School Tax	.17 2,297,569.13
Financial Administration	83,959.53	Delinquent Tax & Lien Collections	632,362.17	School Taxes in Municipal Budget	
Assessment of Taxes	90,900.00	Business Personalty Replacement Taxes	32,873.03	County Taxes	.36 * 4,725,488.98
Collection of Taxes	114,550.00	Taxes from Public Utilities	2,374,412.00	County Library Taxes	.02 309,930.32
Planning, Housing & Development	200,600.00	Other Miscellaneous Tax Revenues		Local Municipal Purpose Taxes	.29 3,812,393.58
Human Resources	85,976.30	State Aid Revenues	131,120.53	Veteran & Senior Citizen Taxes	
Elections	1,200.00	Federal Aid Revenues		Total Taxes far Rate Computation	1.39 18,693,920.51
General Administration (other)	397,067.00	State and Local Fiscal Assistance Act Utilized		Special District Taxes	
JUDICIARY		State and Local Fiscal Assistance Act Utilized		Bank Corp. Taxes	
Municipal Courts	150,736.45	Sale of Acquired Property		Added and Omitted Taxes	282,912.79
PUBLIC SAFETY		Other Miscellaneous Revenues	1,354,283.41	Total Taxes Levied - ABSTRACT	18,740,533.30
Fire Protection	90,705.98	Total	22,231,237.54	Total Taxes Billed	18,747,086.64
Police Protection	2,186,338.00	Prior Years Surplus Appropriated	1,650,000.00	1989 TAXES COLLECTED	17,706,186.35
Civil Defense & Disaster Control	1,000.00	REVENUES TOTAL	23,881,237.54	1989 Taxes Cancelled, Abated or Adjusted	68,752.25
Environmental Inspection & Control	97,313.00	Reserve Far Uncollected Taxes	900,000.00	Transfer to Tax Title Liens or Foreclosed	60,050.71
Other Public Safety		CAPITAL OUTLAY TOTAL	1,276,825.74	Balance Outstanding Dec. 31, 1989	912,097.33
PUBLIC WORKS		REVENUES TOTAL	23,881,237.54	PRIOR YEARS TAXES OUTSTANDING	
Streets and Drainage	416,340.70	Public Enterprises		Balance January 1, 1989	664,731.78
Sewers and Sewage Processing	1,200.00	Recreation-Culture	39,659.21	Collected in 1989	611,215.09
Garbage and Trash Disposal	1,577,540.00	Public Works	241,240.30	Cancelled, Abated or Adjusted 1989	1,541.33
Public Buildings and Grounds	104,154.18	Buildings and Grounds	995,782.23	Transfers to Tax Title Liens or Foreclosed	49,001.34
Other Public Works	373,070.79	Library and Education	137.50	Balance December 31, 1989	2,974.02
HEALTH and WELFARE		Conservation		TAX TITLE LIENS OUTSTANDING	
Health Services Except Environmental	35,375.00	All Other		Balance January 1, 1989	29,643.02
Welfare-Public Assistance	25,270.00	CAPITAL DEBT AUTHORIZED, DECEMBER 31, 1989		Transfer From Taxes	116,669.69
Hospital, Clinics, First Aid		ISSUED AND UNISSUED		Redeemed in 1989	21,147.08
Animal, Insect, & Rodent Control	55,470.00	School	15,191,408.06	Cancelled, Abated or Adjusted (1989)	5,550.54
Other Welfare Services		Self-Liquidating		Transfers to Foreclosed Property	
RECREATION and CONSERVATION		Other	7,679,556	Balance December 31, 1989	119,615.09
Beaches and Boardwalks		Total	22,888,964	PROPERTY ACQUIRED BY DEED OR FORECLOSURE	
Parks, Playgrounds, Shade Trees	215,700.00	ISSUED AND OUTSTANDING		Balance January 1, 1989	301,295.00
Land Reclamation & Conservation	39,385.00	School	15,191,408.06	Transfers From Taxes or Liens	
Other Recreational Services	14,400.00	Self-Liquidating		Sale for Cash (1989)	
EDUCATION (excluding schools)		Other	3,650,290.00	Cancelled, Abated or Adjusted (1989)	
Libraries	100.00	Total	18,841,698.06	Balance December 31, 1989	301,295.00
Other Educational Services	1,400.00	EQUALIZED VALUATION BASIS		CURRENT FINANCES DECEMBER 31, 1989	
STATUTORY EXPENDITURES		FOR NET DEBT COMPUTATION	1,119,069,287	ASSETS	
Pensions & F. L. C. A.	631,739.44	REAL PROPERTY VALUATIONS		Cash Dec. 31, 1989	6,051,477.86
Employee Fringe Benefits	544,300.00	Code Class # of Parcels % VAL'N		Taxes Receivable	915,071.35
Other Statutory Expenditures		1 Vacant Land 6134 9.13	59,421,600.00	Tax Title Liens	119,615.09
CETA And Other Public Employment Programs		2 Residential 7793 79.48	517,115,500.00	Foreclosed Property	301,295.00
MUNICIPAL FUNCTIONS TOTAL	8,144,806.37	3 Farm 23 .09	551,800.00	Emergencies & Other Deferred Charges	441,226.62
CAPITAL IMPROVEMENTS *MEMO*	85,714.82	4a Commercial 271 11.30	73,497,800.00	State and Federal Aid Receivable	132,648.79
DEBT SERVICE		4b Industrial		Other Receivables	85,392.29
Principal Payments	100,000.00	4c Apartments		Total	8,046,727.00
Interest Payments	149,203.12	Total 14221	650,586,700.00	LIABILITIES, RESERVES, AND SURPLUS	
DEFERRED CHARGES	104,486.79	Land Area 47.05 Sq. Miles		Cash Liabilities	4,301,077.76
SCHOOL, COUNTY, SPECIAL DISTRICT TAXES	14,645,226.93	Net Valuation Taxable-Municipal	656,154,049	Reserves for Receivables	1,463,625.05
RESERVE FOR UNCOLLECTED TAXES	900,000.00	Net Valuation Taxable-County	1,193,056,622	Surplus Dec. 31, 1989	2,282,024.19
EXPENDITURES TOTAL	24,043,723.21	State Equalized Valuation	1,316,177,139	Total	8,046,727.00
		State Equalization Ratio	49.64		

*Includes County Health Service Taxes, County Vacational School Taxes, or County Open Space Tax. See Table 13.

1919

Population 1980 3,633
 Population 1990 3,393
 S & P Rating
 Moody Rating BAA

General Tax Rate Per \$100. 4.74
 State Equalized Tax Rate 2.24

STANHOPE BOROUGH - SUSSEX COUNTY

Form of Government:

Borough Council

Number of Members on Governing Body - 6

PER CAPITA: Gross Debt 1,139.45 PER CENT: Gross Debt 2.29
 Net Debt 766.83 Net Debt 1.54
 Debt Service 41.34 Tax Levy Collected 95.34
 Total Tax Levy 1,254.64 Tax Levy Cancelled, Abated
 Municipal Expenditures 527.19 or Adjusted .13

EXPENDITURES		REVENUES-REALIZED		1989 PROPERTY TAX	
GENERAL GOVERNMENT		REVENUES-REALIZED		STATE EQUALIZED TAX RATE	
Governing Body & Public Boards		1989 Property Taxes Collected	4,058,650.51	Local District School Taxes	.80 1,512,142.75
Municipal Clerk		1989 Payments in Lieu of Taxes	23.85	Regional & Consolidated School Tax	-.46 873,270.74
Financial Administration	29,331.00	Delinquent Tax & Lien Collections	137,685.06	School Taxes in Municipal Budget	
Assessment of Taxes	13,021.00	Business Personalty Reploement Taxes	40,217.28	County Taxes	.38 * 725,133.91
Collection of Taxes	23,712.00	Taxes from Public Utilities	104,616.00	County Library Taxes	-.02 33,016.05
Planning, Housing & Development	35,756.00	Other Miscellaneous Tax Revenues		Local Municipal Purpose Taxes	-.58 1,094,729.65
Human Resources	30,224.15	State Aid Revenues	40,213.31	Veteron & Senior Citizen Taxes	
Elections		Federal Aid Revenues		Total Taxes for Rate Computation	2.24 4,263,443.10
General Administration (other)	21,352.66	State and Local Fiscal Assistance Act Utilized		Special District Taxes	
JUDICIARY		Sole of Acquired Property		Bank Corp. Taxes	
Municipal Courts	23,376.00	Other Miscellaneous Revenues	308,154.36	Added and Omitted Taxes	
PUBLIC SAFETY		Total	4,639,560.37	Total Taxes Levied - ABSTRACT	4,256,973.57
Fire Protection	35,006.55	Prior Years Surplus Appropriated	270,000.00	Total Taxes Billed	4,257,044.30
Police Protection	265,721.00	REVENUES TOTAL	4,959,560.37	1989 TAXES COLLECTED	4,058,650.51
Civil Defense & Disaster Control	1,200.00	Reserve For Uncollected Taxes	273,110.15	1989 Taxes Cancelled, Abated or Adjusted	5,654.82
Environmental Inspection & Control	22,940.00	CAPITAL OUTLAY TOTAL	599,193.23	Transfer to Tax Title Liens or Foreclosed	24,060.24
Other Public Safety		Public Enterprises	250,907.46	Balance Outstanding Dec. 31, 1989	168,678.73
PUBLIC WORKS		Recreation-Culture	421.53	PRIOR YEARS TAXES OUTSTANDING	
Streets and Drainage	33,000.00	Public Works	189,975.07	Balance January 1, 1989	128,312.07
Sewers and Sewage Processing		Buildings and Grounds	157,889.02	Collected in 1989	118,476.05
Gorboge and Trsh Disposal	235,030.00	Library and Education		Cancelled, Abated or Adjusted 1989	
Public Buildings and Grounds	32,951.00	Conservation		Transfers to Tax Title Liens or Foreclosed	9,836.02
Other Public Works	110,361.00	All Other		Balance December 31, 1989	
HEALTH and WELFARE		CAPITAL DEBT AUTHORIZED, DECEMBER 31, 1989		TAX TITLE LIENS OUTSTANDING	
Health Services Except Environmental	7,055.00	ISSUED AND UNISSUED		Balance January 1, 1989	13,930.73
Welfare-Public Assistance	4,833.00	School	401,985	Transfer From Taxes	34,934.41
Hospital, Clinics, First Aid		Self-Liquidoting	2,259,141	Redeemed in 1989	19,209.01
Animal, Insect, & Rodent Control	4,200.00	Other	1,195,035	Cancelled, Abated or Adjusted (1989)	
Other Welfare Services		Total	3,866,162	Transfers to Foreclosed Property	
RECREATION and CONSERVATION		ISSUED AND OUTSTANDING		Balance December 31, 1989	29,656.13
Beoches and Boardwalks		School	401,985.76	PROPERTY ACQUIRED BY DEED OR FORECLOSURE	
Parks, Ploygrounds, Shode Trees	4,000.00	Self-Liquidoting	1,309,856.08	Balance January 1, 1989	328,300.00
Land Reclamation & Conservation		Other	202,000.00	Transfers From Taxes or Liens	
Other Recreational Services	10,850.00	Total	3,113,842.04	Sole for Cosh (1989)	
EDUCATION (excluding schools)		EQUALIZED VALUATION BASIS		Cancelled, Abated or Adjusted (1989)	
Libraries		FOR NET DEBT COMPUTATION	163,941,420	Balance December 31, 1989	328,300.00
Other Educational Services		REAL PROPERTY VALUATIONS		CURRENT FINANCES DECEMBER 31, 1989	
STATUTORY EXPENDITURES		Code Class # of Parcels % VAL'N ASSESSED VALUATION		ASSETS	
Pensions & F. L. C. A.	72,734.18	1 Vaccont Lond 304 3.13 2,791,750.00		Cosh Dec. 31, 1989	681,311.72
Employee Fringe Benefits	108,500.00	2 Residential 1252 89.40 79,732,000.00		Taxes Receivable	168,678.73
Other Statutory Expenditures	1,000.00	3 Farm 46 5.48 4,879,400.00		Tax Title Liens	29,656.13
CETA And Other Public Employment Programs		4a Commercial 4 2.35 2,097,200.00		Foreclosed Property	328,300.00
MUNICIPAL FUNCTIONS TOTAL	1,330,354.54	4b Industrial 6 -.63 559,900.00		Emergencies & Other Deferred Charges	2,201.40
CAPITAL IMPROVEMENTS * MEMO *	5,720.00	Total 1612 59,060,250.00		State and Federal Aid Receivable	
DEBT SERVICE		Land Area 1.70 Sq. Miles		Other Receivables	101,002.57
Principal Payments	50,000.00	Net Valuation Taxable-Municipal	39,416,853	Total	1,311,150.55
Interest Payments	35,276.73	Net Valuation Taxable-County	170,990,451	LIABILITIES, RESERVES, AND SURPLUS	
DEFERRED CHARGES	45,000.00	State Equalized Valuation	188,843,905	Cash Liabilities	215,954.31
SCHOOL, COUNTY, SPECIAL DISTRICT TAXES	3,143,563.45	State Equalization Ratio	47.25	Reserves for Receivables	627,637.43
RESERVE FOR UNCOLLECTED TAXES	273,110.15			Surplus Dec. 31, 1989	467,558.81
EXPENDITURES TOTAL	4,932,304.37			Total	1,311,150.55

*Includes County Health Service Taxes, County Vocational School Taxes, or County Open Space Tax. See Table 13.

1980
 Population 1980 3,387
 Population 1990 4,253
 S & P Rating
 Moody Rating

General Tax Rate Per \$100. 4.01
 State Equalized Tax Rate 1.67

STILLWATER TOWNSHIP - SUSSEX CO.

Form of Government:

Township Committee

Number of Members on Governing Body - 5

PER CAPITA: Gross Debt 552.43 PER CENT: Gross Debt 1.08
 Net Debt 95.11 Net Debt .19
 Debt Service 25.11 Tax Levy Collected 93.11
 Total Tax Levy 1,053.43 Tax Levy Cancelled, Abated
 Municipal Expenditures 426.22 or Adjusted .17

EXPENDITURES		REVENUES-REALIZED		1989 PROPERTY TAX	
GENERAL GOVERNMENT		REVENUES-REALIZED		STATE EQUALIZED TAX RATE	
Governing Body & Public Boards		1989 Property Taxes Collected	4,237,994.37	Local District School Taxes	.52 1,372,084.00
Municipal Clerk		1989 Payments in Lieu of Taxes	259.18	Regional & Consolidated School Tax	.48 1,258,026.47
Financial Administration	28,862.00	Delinquent Tax & Lien Collections	274,488.18	School Taxes in Municipal Budget	
Assessment of Taxes	75,670.00	Business Personalty Replacement Taxes	21,577.96	County Taxes	.36 * 951,169.46
Collection of Taxes	40,430.00	Taxes from Public Utilities	197,735.00	County Library Taxes	.02 43,300.93
Planning, Housing & Development	48,645.00	Other Miscellaneous Tax Revenues		Local Municipal Purpose Taxes	.29 774,092.69
Human Resources	7,560.00	State Aid Revenues	17,793.95	Veteran & Senior Citizen Taxes	37,200.00
Elections		Federal Aid Revenues		Total Taxes for Rate Computation	1.67 4,435,873.55
General Administration (other)	240,730.00	State and Local Fiscal Assistance Act Utilized		Special District Taxes	
JUDICIARY		Sale of Acquired Property		Bank Corp. Taxes	
Municipal Courts	33,535.00	Other Miscellaneous Revenues	229,091.03	Added and Omitted Taxes	102,847.55
PUBLIC SAFETY		Total	4,973,939.71	Total Taxes Levied - ABSTRACT	4,501,521.10
Fire Protection	51,377.55	Prior Years Surplus Appropriated	410,000.00	Total Taxes Billed	4,551,513.79
Police Protection	145,540.50	REVENUES TOTAL	5,383,939.71	1989 TAXES COLLECTED	4,237,994.37
Civil Defense & Disaster Control	950.00	Reserve For Uncollected Taxes	458,159.27	1989 Taxes Cancelled, Abated or Adjusted	7,800.06
Environmental Inspection & Control	49,550.00	CAPITAL OUTLAY TOTAL	134,963.62	Transfer to Tax Title Liens or Foreclosed	11,337.13
Other Public Safety		Public Enterprises		Balance Outstanding Dec. 31, 1989	294,382.23
PUBLIC WORKS		Recreation-Culture		PRIOR YEARS TAXES OUTSTANDING	
Streets and Drainage	294,539.04	Public Works	55,343.00	Balance January 1, 1989	284,925.81
Sewers and Sewage Processing		Buildings and Grounds	79,620.62	Collected in 1989	268,596.45
Garbage and Trash Disposal	13,000.00	Library and Education		Cancelled, Abated or Adjusted 1989	1,810.35
Public Buildings and Grounds	32,000.00	Conservation		Transfers to Tax Title Liens or Foreclosed	2,352.86
Other Public Works		All Other		Balance December 31, 1989	12,166.15
HEALTH and WELFARE		CAPITAL DEBT AUTHORIZED, DECEMBER 31, 1989		TAX TITLE LIENS OUTSTANDING	
Health Services Except Environmental	2,225.00	ISSUED AND UNISSUED		Balance January 1, 1989	23,219.22
Welfare-Public Assistance	21,630.00	School	1,175,229	Transfer From Taxes	14,398.67
Hospital, Clinics, First Aid		Self-Liquidating		Redeemed in 1989	5,891.72
Animal, Insect, & Rodent Control		Other	1,174,258	Cancelled, Abated or Adjusted (1989)	147.72
Other Welfare Services		Total	2,349,487	Transfers to Foreclosed Property	
RECREATION and CONSERVATION		ISSUED AND OUTSTANDING		Balance December 31, 1989	31,578.45
Beaches and Boardwalks		School	1,131,106.06	PROPERTY ACQUIRED BY DEED OR FORECLOSURE	
Parks, Playgrounds, Shade Trees		Self-Liquidating		Balance January 1, 1989	720,100.00
Land Reclamation & Conservation	39,597.00	Other	966,258.00	Transfers From Taxes or Liens	
Other Recreational Services	12,972.00	Total	2,097,364.06	Sale for Cash (1989)	4,300.00
EDUCATION (excluding schaal)		EQUALIZED VALUATION BASIS FOR NET DEBT COMPUTATION		Cancelled, Abated or Adjusted (1989)	
Libraries		REAL PROPERTY VALUATIONS		Balance December 31, 1989	715,800.00
Other Educational Services		Code Class # of Parcels % VAL'N ASSESSED VALUATION		CURRENT FINANCES DECEMBER 31, 1989	
STATUTORY EXPENDITURES		1 Vacant Land 842 4.35 5,302,300.00		ASSETS	
Pensions & F. L. C. A.	43,527.00	2 Residential 1597 81.62 89,301,900.00		Cash Dec. 31, 1989	718,970.81
Employee Fringe Benefits		3 Farm 365 9.69 10,603,780.00		Taxes Receivable	306,548.38
Other Statutory Expenditures	2,700.00	4a Commercial 38 3.77 4,129,700.00		Tax Title Liens	31,578.45
CETA And Other Public Employment Programs		4b Industrial 1 .06 71,100.00		Foreclosed Property	715,800.00
MUNICIPAL FUNCTIONS TOTAL	1,195,190.09	4c Apartments 1 .06 71,100.00		Emergencies & Other Deferred Charges	45,000.00
CAPITAL IMPROVEMENTS *MEMO*	20,000.00	Total	2843 109,408,780.00	State and Federal Aid Receivable	32,984.79
DEBT SERVICE		Land Area 27.35 Sq. Miles		Other Receivables	109,858.25
Principal Payments	89,912.48	Net Valuation Taxable-Municipal	109,722,705	Total	1,960,740.68
Interest Payments	16,875.10	Net Valuation Taxable-County	232,236,266	LIABILITIES, RESERVES, AND SURPLUS	
DEFERRED CHARGES		State Equalized Valuation	262,685,100	Cash Liabilities	274,158.95
SCHOOL, COUNTY, SPECIAL DISTRICT TAXES	3,624,580.86	State Equalization Ratio	41.70	Reserves for Receivables	1,163,785.08
RESERVE FOR UNCOLLECTED TAXES	458,159.27	EXPENDITURES TOTAL	5,437,294.50	Surplus Dec. 31, 1989	522,796.65

*Includes County Health Service Taxes, County Vocational School Taxes, or County Open Space Tax. See Table 13.

Population 1980 643
 Population 1990 629
 S & P Rating
 Moody Rating

General Tax Rate Per \$100. 1.49
 State Equalized Tax Rate 1.86

STOCKTON BOROUGH - HUNTERDON CO.

Form of Government:

Borough Council

Number of Members on Governing Body - 6

PER CAPITA:
 Gross Debt 1,329.10 PER CENT:
 Net Debt 232.51 Gross Debt 2.66
 Debt Service Tax Levy Collected 95.17
 Total Tax Levy 1,001.60 Tax Levy Cancelled, Abated
 Municipal Expenditures 385.61 or Adjusted 1.19

EXPENDITURES		REVENUES-REALIZED			1989 PROPERTY TAX		
GENERAL GOVERNMENT		CAPITAL OUTLAY			STATE EQUALIZED TAX RATE		
Governing Body & Public Boards	9,600.00	Public Enterprises		Local District School Taxes	.62	210,301.50	
Municipal Clerk	6,445.00	Recreation-Culture		Regional & Consolidated School Tax	.39	177,975.50	
Financial Administration	6,685.00	Public Works		School Taxes in Municipal Budget			
Assessment of Taxes	2,925.00	Buildings and Grounds	1,300.00	County Taxes	.35	118,887.90	
Collection of Taxes	5,005.00	Library and Education		County Library Taxes	.02	7,732.41	
Planning, Housing & Development	5,530.00	Conservation		Local Municipal Purpose Taxes	.29	94,343.10	
Human Resources		All Other		Veteran & Senior Citizen Taxes		2,750.00	
Elections	470.00	TOTAL			Total Taxes for Rate Computation	1.35	630,470.41
General Administration (other)	23,125.00	REVENUES		Special District Taxes			
JUDICIARY		Reserve For Uncollected Taxes	41,991.76	Bank Corp. Taxes			
Municipal Courts	5,565.00	TOTAL			Added and Omitted Taxes	286.33	
PUBLIC SAFETY		REVENUES		Total Taxes Levied - ABSTRACT		630,007.24	
Fire Protection	13,425.00	REVENUES		Total Taxes Billed		633,419.09	
Police Protection	3,235.00	REVENUES		1989 TAXES COLLECTED		602,526.25	
Civil Defense & Disaster Control	25.00	REVENUES		1989 Taxes Cancelled, Abated or Adjusted		7,514.62	
Environmental Inspection & Control	4,845.00	REVENUES		Transfer to Tax Title Liens or Foreclosed			
Other Public Safety		REVENUES		Balance Outstanding Dec. 31, 1989		23,378.42	
PUBLIC WORKS		REVENUES		PRIOR YEARS TAXES OUTSTANDING			
Streets and Drainage	19,423.00	REVENUES		Balance January 1, 1989		17,202.19	
Sewers and Sewage Processing	3,500.00	REVENUES		Collected in 1989		17,202.19	
Garbage and Trash Disposal	61,300.00	REVENUES		Cancelled, Abated or Adjusted 1989			
Public Buildings and Grounds	7,895.00	REVENUES		Transfers to Tax Title Liens or Foreclosed			
Other Public Works		REVENUES		Balance December 31, 1989			
HEALTH and WELFARE		REVENUES		TAX TITLE LIENS OUTSTANDING			
Health Services Except Environmental	455.00	REVENUES		Balance January 1, 1989			
Welfare-Public Assistance	655.00	REVENUES		Transfer From Taxes			
Hospital, Clinics, First Aid		REVENUES		Redeemed in 1989			
Animal, Insect, & Rodent Control	1,030.00	REVENUES		Cancelled, Abated or Adjusted (1989)			
Other Welfare Services		REVENUES		Transfers to Foreclosed Property			
RECREATION and CONSERVATION		REVENUES		Balance December 31, 1989			
Beaches and Boardwalks		REVENUES		PROPERTY ACQUIRED BY DEED OR FORECLOSURE			
Parks, Playgrounds, Shade Trees	25.00	REVENUES		Balance January 1, 1989			
Land Reclamation & Conservation		REVENUES		Transfers From Taxes or Liens			
Other Recreational Services	2,500.00	REVENUES		Sale for Cash (1989)			
EDUCATION (excluding schools)		REVENUES		Cancelled, Abated or Adjusted (1989)			
Libraries		REVENUES		Balance December 31, 1989			
Other Educational Services		REVENUES		CURRENT FINANCES DECEMBER 31, 1989			
STATUTORY EXPENDITURES		REVENUES		ASSETS			
Pensions & F. L. C. A.	8,412.00	REVENUES		Cash Dec. 31, 1989		214,354.20	
Employee Fringe Benefits		REVENUES		Taxes Receivable		20,373.42	
Other Statutory Expenditures	350.00	REVENUES		Tax Title Liens			
CETA And Other Public Employment Programs		REVENUES		Foreclosed Property			
MUNICIPAL FUNCTIONS		REVENUES		Emergencies & Other Deferred Charges		15,222.39	
CAPITAL IMPROVEMENTS	190,435.00	REVENUES		State and Federal Aid Receivable			
DEBT SERVICE		REVENUES		Other Receivables		8,015.54	
Principal Payments		REVENUES		Total		260,971.04	
Interest Payments		REVENUES		LIABILITIES, RESERVES, AND SURPLUS			
DEFERRED CHARGES	10,071.18	REVENUES		Cash Liabilities		157,667.54	
SCHOOL, COUNTY, SPECIAL DISTRICT TAXES	534,877.31	REVENUES		Reserves for Receivables		31,393.96	
RESERVE FOR UNCOLLECTED TAXES	41,991.76	REVENUES		Surplus Dec. 31, 1989		71,909.54	
EXPENDITURES	777,425.25	REVENUES		Total		260,971.04	

0510
 Population 1980 1,187
 Population 1990 1,025
 S & P Rating B3B
 Moody Rating A

General Tax Rate Per \$100. .85
 State Equalized Tax Rate .70

STONE HARBOR BORO. - CAPE MAY CO.
 Form of Government:
Borough Council
 Number of Members on Governing Body - 6

PER CAPITA: PER CENT:
 Gross Debt 8,819.63 Gross Debt 1.21
 Net Debt 7,835.21 Net Debt 1.08
 Debt Service 762.71 Tax Levy Collected 96.12
 Total Tax Levy 6,585.71 Tax Levy Cancelled, Abated
 Municipal Expenditures 5,269.53 or Adjusted .12

EXPENDITURES		REVENUES-REALIZED			1989 PROPERTY TAX	
GENERAL GOVERNMENT					STATE EQUALIZED TAX RATE	
Governing Body & Public Boards		1989 Property Taxes Collected	6,489,572.67	Local District School Taxes	0.09	747,881.00
Municipal Clerk		1989 Payments in Lieu of Taxes		Regional & Consolidated School Tax		
Financial Administration	13,000.00	Delinquent Tax & Lien Collections	209,483.54	School Taxes in Municipal Budget		
Assessment of Taxes	15,400.00	Business Personalty Replacement Taxes	20,603.92	County Taxes	.38	3,263,509.24
Collection of Taxes	31,430.00	Taxes from Public Utilities	250,927.00	County Library Taxes	.02	160,160.74
Planning, Housing & Development	19,990.00	Other Miscellaneous Tax Revenues		Local Municipal Purpose Taxes	.30	2,539,645.11
Human Resources	93,430.69	State Aid Revenues	96,589.58	Veteran & Senior Citizen Taxes		21,350.00
Elections	47,200.00	Federal Aid Revenues		Total Taxes for Rate Computation	.79	6,732,546.09
General Administration (other)	735,735.31	State and Local Fiscal Assistance Act Utilized		Special District Taxes		
JUDICIARY		Sale of Acquired Property		Bank Corp. Taxes		
Municipal Courts	59,252.29	Other Miscellaneous Revenues	1,682,137.85	Added and Omitted Taxes		39,155.79
PUBLIC SAFETY		Total	9,749,314.56	Total Taxes Levied - ABSTRACT		6,750,351.88
Fire Protection	46,296.16	Prior Years Surplus Appropriated		Total Taxes Billed		6,750,638.80
Police Protection	967,339.67	REVENUES TOTAL	9,804,314.56	1989 TAXES COLLECTED		6,488,572.67
Civil Defense & Disaster Control	6,200.00	Reserve For Uncollected Taxes	247,046.64	1989 Taxes Cancelled, Abated or Adjusted		8,343.64
Environmental Inspection & Control	101,575.00	CAPITAL OUTLAY	TOTAL	Transfer to Tax Title Liens or Foreclosed		
Other Public Safety		Public Enterprises	37,990.48	Balance Outstanding Dec. 31, 1989		253,772.49
PUBLIC WORKS		Recreation-Culture	120,479.41	PRIOR YEARS TAXES OUTSTANDING		
Streets and Drainage	138,510.00	Public Works	249,511.85	Balance January 1, 1989		210,214.76
Sewers and Sewage Processing		Buildings and Grounds	1,561,335.05	Collected in 1989		209,483.54
Garbage and Trash Disposal	484,000.00	Library and Education		Cancelled, Abated or Adjusted 1989		731.22
Public Buildings and Grounds	194,360.27	Conservation		Transfers to Tax Title Liens or Foreclosed		
Other Public Works	90,058.93	All Other		Balance December 31, 1989		
HEALTH and WELFARE		CAPITAL DEBT AUTHORIZED, DECEMBER 31, 1989			TAX TITLE LIENS OUTSTANDING	
Health Services Except Environmental	1,200.00	ISSUED AND UNISSUED	GROSS DEBT	NET DEBT	Balance January 1, 1989	
Welfare-Public Assistance	1,350.00	School	1,008,000		Transfer From Taxes	
Hospital, Clinics, First Aid		Self-Liquidating	8,031,092	8,031,092	Redeemed in 1989	
Animal, Insect, & Rodent Control	1,500.00	Other	9,039,092	8,031,092	Cancelled, Abated or Adjusted (1989)	
Other Welfare Services		Total			Transfers to Foreclosed Property	
RECREATION and CONSERVATION		ISSUED AND OUTSTANDING			Balance December 31, 1989	
Beaches and Boardwalks	286,876.07	School			PROPERTY ACQUIRED BY DEED OR	
Parks, Playgrounds, Shade Trees	59,695.00	Self-Liquidating			FORECLOSURE	
Land Reclamation & Conservation	139,900.00	Other			Balance January 1, 1989	121,521.00
Other Recreational Services	4,700.00	Total			Transfers From Taxes or Liens	
EDUCATION (excluding schools)		EQUALIZED VALUATION BASIS			Sale for Cash (1989)	
Libraries		FOR NET DEBT COMPUTATION	746,753,957		Cancelled, Abated or Adjusted (1989)	
Other Educational Services		REAL PROPERTY VALUATIONS			Balance December 31, 1989	121,521.00
STATUTORY EXPENDITURES		Code Class # of Parcels % VAL'N	ASSESSED VALUATION		CURRENT FINANCES DECEMBER 31, 1989	
Pensions & F. L. C. A.	397,500.00	1 Vacant Land 85 2.42	19,193,400.00		ASSETS	
Employee Fringe Benefits	354,649.71	2 Residential 2760 87.90	697,076,900.00		Cash Dec. 31, 1989	3,194,614.18
Other Statutory Expenditures	27,600.00	3 Farm 160 9.55	75,716,300.00		Taxes Receivable	253,772.49
CETA And Other Public Employment Programs		4a Commercial 6 .13	1,046,000.00		Tax Title Liens	
MUNICIPAL FUNCTIONS		Total 3011	793,032,600.00		Foreclosed Property	121,521.00
CAPITAL IMPROVEMENTS		Land Area 1.24 Sq. Miles			Emergencies & Other Deferred Charges	30,600.00
DEBT SERVICE		Net Valuation Taxable-Municipal	793,912,857		State and Federal Aid Receivable	693.14
Principal Payments	440,000.00	Net Valuation Taxable-County	764,122,021		Other Receivables	1,656.81
Interest Payments	341,775.00	State Equalized Valuation	860,629,390		Total	3,602,857.62
DEFERRED CHARGES		State Equalization Ratio	92.24		LIABILITIES, RESERVES, AND SURPLUS	
SCHOOL, COUNTY, SPECIAL DISTRICT TAXES	4,171,550.98				Cash Liabilities	571,375.90
RESERVE FOR UNCOLLECTED TAXES	247,046.64				Reserves for Receivables	376,950.30
EXPENDITURES	TOTAL				Surplus Dec. 31, 1989	2,654,531.42
	9,572,921.72				Total	3,602,857.62

0612

Population 1980 1,365
 Population 1990 1,437
 S & P Rating
 Moody Rating

General Tax Rate Per \$100. 1.96
 State Equalized Tax Rate 1.31

STOW CREEK TWP. - CUMBERLAND CO.

Form of Government:

Township Committee

Number of Members on Governing Body - 3

PER CENT:
 Gross Debt 370.18 Gross Debt 1.50
 Net Debt Net Debt
 Debt Service Tax Levy Collected 87.97
 Total Tax Levy 555.47 Tax Levy Cancelled, Abated
 Municipal Expenditures 373.90 or Adjusted .22

EXPENDITURES		REVENUES-REALIZED			1989 PROPERTY TAX	
GENERAL GOVERNMENT		1989 Property Taxes Collected			STATE EQUALIZED TAX RATE	
Governing Body & Public Boards		1989 Payments in Lieu of Taxes			Local District School Taxes	249,465.00
Municipal Clerk		Delinquent Tax & Lien Collections			Regional & Consolidated School Tax	138,329.19
Financial Administration	14,200.00	Business Personalty Replacement Taxes			School Taxes in Municipal Budget	
Assessment of Taxes	7,700.00	Taxes from Public Utilities			County Taxes	408,156.99 *
Collection of Taxes	5,700.00	Other Miscellaneous Tax Revenues			County Library Taxes	
Planning, Housing & Development	7,400.00	State Aid Revenues			Local Municipal Purpose Taxes	
Human Resources	3,000.00	Federal Aid Revenues			Veteran & Senior Citizen Taxes	15,550.00
Elections		State and Local Fiscal Assistance Act Utilized			Total Taxes for Rate Computation	1.81 811,501.18
General Administration (other)	73,500.00	Sale of Acquired Property			Special District Taxes	
JUDICIARY		Other Miscellaneous Revenues			Bank Corp. Taxes	
Municipal Courts	6,800.00	Total			Added and Omitted Taxes	2,256.00
PUBLIC SAFETY		Prior Years Surplus Appropriated			Total Taxes Levied - ABSTRACT	798,207.18
Fire Protection	22,600.00	REVENUES TOTAL			Total Taxes Billed	799,549.00
Police Protection	3,500.00	Reserve For Uncollected Taxes			1989 TAXES COLLECTED	703,338.00
Civil Defense & Disaster Control	3,000.00	CAPITAL OUTLAY TOTAL			1989 Taxes Cancelled, Abated or Adjusted	1,778.00
Environmental Inspection & Control	7,000.00	Public Enterprises			Transfer to Tax Title Liens or Foreclosed	1,786.00
Other Public Safety		Recreation-Culture			Balance Outstanding Dec. 31, 1989	92,647.00
PUBLIC WORKS		Public Works			PRIOR YEARS TAXES OUTSTANDING	
Streets and Drainage	107,200.00	Buildings and Grounds			Balance January 1, 1989	88,737.00
Sewers and Sewage Processing		Library and Education			Collected in 1989	87,233.00
Garbage and Trash Disposal	91,000.00	Conservation			Cancelled, Abated or Adjusted 1989	
Public Buildings and Grounds	23,300.00	All Other			Transfers to Tax Title Liens or Foreclosed	274.00
Other Public Works		CAPITAL DEBT AUTHORIZED, DECEMBER 31, 1989			Balance December 31, 1989	1,230.00
HEALTH and WELFARE		ISSUED AND UNISSUED			TAX TITLE LIENS OUTSTANDING	
Health Services Except Environmental	200.00	GROSS DEBT			Balance January 1, 1989	2,553.00
Welfare-Public Assistance	3,100.00	NET DEBT			Transfer From Taxes	2,154.00
Hospital, Clinics, First Aid	200.00	SCHOOL			Redeemed in 1989	481.00
Animal, Insect, & Rodent Control	2,700.00	Self-Liquidating			Cancelled, Abated or Adjusted (1989)	
Other Welfare Services		Other			Transfers to Foreclosed Property	
RECREATION and CONSERVATION		Total			Balance December 31, 1989	4,226.00
Beaches and Boardwalks		ISSUED AND OUTSTANDING			PROPERTY ACQUIRED BY DEED OR FORECLOSURE	
Parks, Playgrounds, Shade Trees		SCHOOL			Balance January 1, 1989	
Land Reclamation & Conservation		Self-Liquidating			Transfers From Taxes or Liens	
Other Recreational Services		Other			Sale for Cash (1989)	
EDUCATION (excluding schools)		Total			Cancelled, Abated or Adjusted (1989)	
Libraries		EQUALIZED VALUATION BASIS			Balance December 31, 1989	
Other Educational Services		FOR NET DEBT COMPUTATION			CURRENT FINANCES DECEMBER 31, 1989	
STATUTORY EXPENDITURES		REAL PROPERTY VALUATIONS			ASSETS	
Pensions & F. I. C. A.	3,000.00	Code Class # of Parcels % VAL'N			Cash Dec. 31, 1989	826,669.00
Employee Fringe Benefits		1 Vacant Land 60 1.04			Taxes Receivable	93,877.00
Other Statutory Expenditures	1,800.00	2 Residential 325 58.30			Tax Title Liens	4,226.00
CETA And Other Public Employment Programs		3 Farm 466 35.53			Foreclosed Property	
MUNICIPAL FUNCTIONS TOTAL	397,900.00	4a Commercial 14 5.10			Emergencies & Other Deferred Charges	17,700.00
CAPITAL IMPROVEMENTS * * * c 40 *		4b Industrial			State and Federal Aid Receivable	
DEBT SERVICE		4c Apartments			Other Receivables	104,509.00
Principal Payments		Total			Total	1,046,981.00
Interest Payments		Land Area 18.90 Sq. Miles			LIABILITIES, RESERVES, AND SURPLUS	
DEFERRED CHARGES	5,000.00	Net Valuation Taxable-Municipal			Cash Liabilities	538,995.00
SCHOOL, COUNTY, SPECIAL DISTRICT TAXES	795,951.18	Net Valuation Taxable-County			Reserves for Receivables	110,753.00
RESERVE FOR UNCOLLECTED TAXES	134,400.00	State Equalized Valuation			Surplus Dec. 31, 1989	397,233.00
EXPENDITURES TOTAL	1,333,251.18	State Equalization Ratio			Total	1,046,981.00
		92.24				

Population 1980 3,005
 Population 1990 7,614
 S & P Rating
 Moody Rating BA41

General Tax Rate Per \$100. 5.35
 State Equalized Tax Rate 2.25

Form of Government:
 Borough Council

Number of Members on Governing Body - 6

Grass Debt 749.74 Gross Debt 2.47
 Net Debt 211.01 Net Debt .69
 Debt Service 10.39 Tax Levy Collected 97.91
 Total Tax Levy 814.27 Tax Levy Cancelled, Abated
 Municipal Expenditures 255.79 or Adjusted .03

EXPENDITURES		REVENUES-REALIZED		1989 PROPERTY TAX	
GENERAL GOVERNMENT		REVENUES-REALIZED		STATE EQUALIZED TAX RATE	
Governing Body & Public Boards		1989 Property Taxes Collected	6,071,891.32	Local District Schaal Taxes	.69 1,892,925.50
Municipal Clerk		1989 Payments in Lieu of Taxes		Regional & Consolidated Schaal Tax	.38 1,056,986.72
Financial Administration	17,905.05	Delinquent Tax & Lien Collections	119,015.67	Schaal Taxes in Municipal Budget	
Assessment of Taxes	12,019.13	Business Personalty Replacement Taxes	59,597.72	County Taxes	.80 2,210,801.29
Collection of Taxes	10,933.05	Taxes from Public Utilities	458,919.00	County Library Taxes	
Planning, Housing & Development	3,511.35	Other Miscellaneous Tax Revenues		Local Municipal Purpose Taxes	.37 1,016,000.00
Human Resources	14,966.69	State Aid Revenues	37,992.11	Veteran & Senior Citizen Taxes	79,700.00
Elections	5,266.35	Federal Aid Revenues		Total Taxes for Rate Computation	2.24 6,256,413.51
General Administration (other)	214,378.85	State and Local Fiscal Assistance Act Utilized		Special District Taxes	
JUDICIARY		Sale of Acquired Property		Bank Corp. Taxes	
Municipal Courts	33,031.36	Other Miscellaneous Revenues	276,705.31	Added and Omitted Taxes	23,119.53
PUBLIC SAFETY				Total Taxes Levied - ABSTRACT	6,199,833.04
Fire Protection	73,542.05			Total Taxes Billed	6,201,205.27
Police Protection	410,224.83	Prior Years Surplus Appropriated	60,000.00	1989 TAXES COLLECTED	6,071,891.32
Civil Defense & Disaster Control	125.00	REVENUES TOTAL	7,134,120.63	1989 Taxes Cancelled, Abated or Adjusted	1,896.52
Environmental Inspection & Control	14,522.35	Reserve For Uncollected Taxes	185,523.93	Transfer to Tax Title Liens or Foreclosed	544.98
Other Public Safety		CAPITAL OUTLAY TOTAL	112,564.35	Balance Outstanding Dec. 31, 1989	126,872.45
PUBLIC WORKS				PRIOR YEARS TAXES OUTSTANDING	
Streets and Drainage	143,435.43	Public Enterprises		Balance January 1, 1989	121,147.25
Sewers and Sewage Processing		Recreation-Culture		Collected in 1989	116,621.20
Garbage and Trash Disposal	409,789.96	Public Works	109,392.85	Cancelled, Abated or Adjusted 1989	
Public Buildings and Grounds	18,844.32	Buildings and Grounds	3,171.50	Transfers to Tax Title Liens or Foreclosed	
Other Public Works		Library and Education		Balance December 31, 1989	4,526.05
HEALTH and WELFARE		Conservation		TAX TITLE LIENS OUTSTANDING	
Health Services Except Environmental	4,108.00	All Other		Balance January 1, 1989	5,343.08
Welfare-Public Assistance	6,050.00			Transfer From Taxes	544.98
Hospital, Clinics, First Aid				Redeemed in 1989	2,394.47
Animal, Insect, & Radent Control				Cancelled, Abated or Adjusted (1989)	
Other Welfare Services				Transfers to Foreclosed Property	
RECREATION and CONSERVATION				Balance December 31, 1989	3,493.59
Beaches and Boardwalks				PROPERTY ACQUIRED BY DEED OR FORECLOSURE	
Parks, Playgrounds, Shade Trees	29,278.28			Balance January 1, 1989	12,863.00
Land Reclamation & Conservation	8,731.17			Transfers From Taxes or Liens	
Other Recreational Services	7,934.80			Sale for Cash (1989)	
EDUCATION (excluding schools)				Cancelled, Abated or Adjusted (1989)	
Libraries	59,104.00			Balance December 31, 1989	12,863.00
Other Educational Services				CURRENT FINANCES DECEMBER 31, 1989	
STATUTORY EXPENDITURES				ASSETS	
Pensions & F. L. C. A.	73,513.98			Cash Dec. 31, 1989	497,617.33
Employee Fringe Benefits	63,127.62			Taxes Receivable	131,398.50
Other Statutory Expenditures	3,238.95			Tax Title Liens	3,493.59
CETA And Other Public Employment Programs				Foreclosed Property	12,863.00
MUNICIPAL FUNCTIONS TOTAL	1,653,258.13			Emergencies & Other Deferred Charges	72,000.00
CAPITAL IMPROVEMENTS * MEMO *	30,500.00			State and Federal Aid Receivable	
DEBT SERVICE				Other Receivables	26,757.03
Principal Payments	25,000.00			Total	744,129.45
Interest Payments	54,008.45			LIABILITIES, RESERVES, AND SURPLUS	
DEFERRED CHARGES	24,703.01			Cash Liabilities	245,388.54
SCHOOL, COUNTY, SPECIAL DISTRICT TAXES	5,160,713.51			Reserves for Receivables	174,512.12
RESERVE FOR UNCOLLECTED TAXES	185,523.93			Surplus Dec. 31, 1989	324,228.79
EXPENDITURES TOTAL	7,108,297.03			Total	744,129.45
		REAL PROPERTY VALUATIONS			
		Code Class # of Parcels % VAL'N		ASSESSED VALUATION	
		1 Vacant Land 48 .84		874,000.00	
		2 Residential 2090 70.74		73,931,600.00	
		3 Farm			
		4a Commercial 113 23.40		24,455,900.00	
		4b Industrial			
		4c Apartments 11 5.02		5,248,200.00	
		Total 2262		104,509,700.00	
		Land Area 1.59 Sq. Miles			
		Net Valuation Taxable-Municipal		105,428,089	
		Net Valuation Taxable-County		222,621,538	
		State Equalized Valuation		273,291,858	
		State Equalization Ratio		38.37	

Population 1980 21,071
 Population 1990 19,757
 S & P Rating AA+
 Moody Rating AAA

General Tax Rate Per \$100. 3.23
 State Equalized Tax Rate 1.43

SUMMIT CITY - UNION COUNTY

Form of Government:

City Charter Act (P.L. 1899 c. 52)

Number of Members on Governing Body - 7

PER CAPITA:

Gross Debt 1,047.39
 Net Debt 575.43
 Debt Service 96.48
 Total Tax Levy 1,871.21
 Municipal Expenditures 982.66

PER CENT:

Gross Debt .88
 Net Debt .49
 Tax Levy Collected 98.47
 Tax Levy Cancelled, Abated or Adjusted .10

EXPENDITURES		REVENUES-REALIZED		1989 PROPERTY TAX	
GENERAL GOVERNMENT		REVENUES-REALIZED		STATE EQUALIZED TAX RATE 1.43	
Governing Body & Public Boards		1989 Property Taxes Collected	36,497,955.53	Local District School Taxes	16,360,564.00
Municipal Clerk	273,128.00	1989 Payments in Lieu of Taxes	19,720.00	Regional & Consolidated Schaal Tax	
Financial Administration	152,605.00	Delinquent Tax & Lien Collections	463,613.00	School Taxes in Municipal Budget	.03 374,696.50
Assessment of Taxes	75,540.00	Business Personalty Replacement Taxes	429,229.96	County Taxes	.37 9,651,353.11
Collection of Taxes	79,175.00	Taxes from Public Utilities	2,459,968.00	County Library Taxes	
Planning, Housing & Development	15,875.00	Other Miscellaneous Tax Revenues		Local Municipal Purpose Taxes	.39 10,000,729.94
Human Resources		State Aid Revenues	158,827.35	Veteran & Senior Citizen Taxes	122,300.00
Elections		Federal Aid Revenues		Total Taxes far Rate Computation	1.42 37,016,343.55
General Administration (other)	2,205,935.00	State and Local Fiscal Assistance Act Utilized		Special District Taxes	
JUDICIARY		Sale of Acquired Property		Bank Corp. Taxes	
Municipal Courts	167,030.31	Other Miscellaneous Revenues	2,384,977.68	Added and Omitted Taxes	75,549.53
PUBLIC SAFETY		Total	42,914,351.52	Total Taxes Levied - ABSTRACT	36,969,593.09
Fire Protection	1,687,605.00	Prior Years Surplus Appropriated	3,669,000.00	Total Taxes Billed	37,065,250.36
Police Protection	2,578,879.00	REVENUES TOTAL	46,533,351.52	1989 TAXES COLLECTED	36,497,955.53
Civil Defense & Disaster Control	3,100.00	Reserve Far Uncollected Taxes	2,975,237.02	1989 Taxes Cancelled, Abated or Adjusted	37,948.35
Environmental Inspection & Control	170,299.00	CAPITAL OUTLAY TOTAL	3,271,792.13	Transfer to Tax Title Liens or Foreclosed	39,506.13
Other Public Safety		Public Enterprises	1,192,535.30	Balance Outstanding Dec. 31, 1989	439,340.35
PUBLIC WORKS		Recreation-Culture	100,509.66	PRIOR YEARS TAXES OUTSTANDING	
Streets and Drainage	769,250.00	Public Works	53,971.34	Balance January 1, 1989	469,546.93
Sewers and Sewage Processing	1,293,623.00	Buildings and Grounds	1,014,837.86	Collected in 1989	392,198.33
Gorbage and Trash Disposal	449,797.00	Library and Education	909,937.52	Cancelled, Abated or Adjusted 1989	
Public Buildings and Grounds	633,615.00	Conservation		Transfers to Tax Title Liens or Foreclosed	71,120.41
Other Public Works		All Other		Balance December 31, 1989	6,223.19
HEALTH and WELFARE		CAPITAL DEBT AUTHORIZED, DECEMBER 31, 1989		TAX TITLE LIENS OUTSTANDING	
Health Services Except Environmental	305,889.00	ISSUED AND UNISSUED	GROSS DEBT	NET DEBT	
Welfare-Public Assistance	45,900.00	Schaal	6,291,600		
Hospital, Clinics, First Aid		Self-Liquidating	1,045,203		
Animal, Insect, & Rodent Control	14,840.00	Other	13,355,709		
Other Welfare Services		Total	20,693,211		
RECREATION and CONSERVATION		ISSUED AND OUTSTANDING			
Beaches and Boardwalks		Schaal	5,874,000.00		
Parks, Playgrounds, Shade Trees	237,865.00	Self-Liquidating	779,000.00		
Land Reclamation & Conservation	139,993.33	Other	10,948,000.00		
Other Recreational Services	583,825.00	Total	17,601,000.00		
EDUCATION (excluding schaal)		EQUALIZED VALUATION BASIS			
Libraries	727,539.25	FOR NET DEBT COMPUTATION	2,341,248,343		
Other Educational Services		REAL PROPERTY VALUATIONS			
STATUTORY EXPENDITURES		Code Class # of Parcels % VAL'N ASSESSED VALUATION			
Pensions & F. L. C. A.	1,207,137.87	1 Vacant Land 183 .33 9,484,400.00			
Employee Fringe Benefits	483,622.00	2 Residential 5881 73.07 289,567,500.00			
Other Statutory Expenditures		3 Farm 300 10.29 117,291,000.00			
CETA And Other Public Employment Programs		4a Commercial 14 7.49 85,392,000.00			
MUNICIPAL FUNCTIONS TOTAL	14,477,139.31	4c Apartments 46 3.31 37,706,000.00			
CAPITAL IMPROVEMENTS *MEMO*	250,000.00	Total 6424 44.30 1,132,440,900.00			
DEBT SERVICE		Land Area 6.00 Sq. Miles			
Principal Payments	949,000.00	Net Valuation Taxable-Municipal	1,143,191,976		
Interest Payments	957,171.32	Net Valuation Taxable-County	2,414,750,499		
TYPE I SCHL DEBT *MEMO	794,616.50	State Equalized Valuation	2,573,144,341		
DEFERRED CHARGES	55,755.14	State Equalization Ratio	44.30		
SCHOOL, COUNTY, SPECIAL DISTRICT TAXES	26,873,113.61				
RESERVE FOR UNCOLLECTED TAXES	2,975,237.02				
EXPENDITURES TOTAL	46,307,436.40				
				CURRENT FINANCES DECEMBER 31, 1989	
				ASSETS	
				Cash Dec. 31, 1989	7,715,726.49
				Taxes Receivable	490,063.54
				Tax Title Liens	93,297.77
				Foreclosed Property	4,800.00
				Emergencies & Other Deferred Charges	72,000.00
				State and Federal Aid Receivable	
				Other Receivables	3,188.16
				Total	8,390,082.87
				LIABILITIES, RESERVES, AND SURPLUS	
				Cash Liabilities	1,969,894.00
				Reserves far Receivables	502,354.47
				Surplus Dec. 31, 1989	5,817,834.40
				Total	8,390,082.87

Population 1980 1,571
 Population 1990 1,375
 S & P Rating
 Moody Rating

General Tax Rate Per \$100. 1.33
 State Equalized Tax Rate .90

SURF CITY BOROUGH - OCEAN COUNTY
 Form of Government:
Borough Council
 Number of Members on Governing Body - 6

PER CAPITA: Gross Debt 920.46 PER CENT: Gross Debt .29
 Net Debt 747.57 Net Debt .23
 Debt Service 23.45 Tax Levy Collected 93.26
 Total Tax Levy 3,389.75 Tax Levy Cancelled, Abated or Adjusted
 Municipal Expenditures 1,810.62

EXPENDITURES	REVENUES-REALIZED	1989 PROPERTY TAX	
GENERAL GOVERNMENT		STATE EQUALIZED TAX RATE →	
Governing Body & Public Boards		Local District Schaal Taxes	
Municipal Clerk		Regional & Consolidated Schaal Tax	.26
Financial Administration	25,500.00	Schaal Taxes in Municipal Budget	1,354,731.25
Assessment of Taxes	13,900.00	County Taxes	.35
Collection of Taxes	54,900.00	County Library Taxes	.02
Planning, Housing & Development	13,100.00	Local Municipal Purpose Taxes	.27
Human Resources	29,337.30	Veteran & Senior Citizen Taxes	38,000.00
Elections		Total Taxes for Rate Computation	.90
General Administration (other)	218,062.00	Special District Taxes	
JUDICIARY		Bank Corp. Taxes	
Municipal Courts	28,100.00	Added and Omitted Taxes	34,136.70
PUBLIC SAFETY		Total Taxes Levied - ABSTRACT	4,660,904.28
Fire Protection	8,546.39	Total Taxes Billed	4,660,904.28
Police Protection	437,750.00	1989 TAXES COLLECTED	4,346,819.24
Civil Defense & Disaster Control	4,000.00	1989 Taxes Cancelled, Abated or Adjusted	
Environmental Inspection & Control	12,200.00	Transfer to Tax Title Liens or Foreclosed	
Other Public Safety		Balance Outstanding Dec. 31, 1989	314,085.04
PUBLIC WORKS		PRIOR YEARS TAXES OUTSTANDING	
Streets and Drainage	215,569.00	Balance January 1, 1989	244,020.55
Sewers and Sewage Processing		Collected in 1989	243,905.56
Garbage and Trash Disposal	403,100.00	Cancelled, Abated or Adjusted 1989	
Public Buildings and Grounds	46,300.00	Transfers to Tax Title Liens or Foreclosed	
Other Public Works		Balance December 31, 1989	114.99
HEALTH and WELFARE		TAX TITLE LIENS OUTSTANDING	
Health Services Except Environmental	27,800.00	Balance January 1, 1989	5,436.47
Welfare-Public Assistance	3,350.00	Transfer From Taxes	
Hospital, Clinics, First Aid	100.00	Redeemed in 1989	6,422.70
Animal, Insect, & Rodent Control	5,500.00	Cancelled, Abated or Adjusted (1989)	
Other Welfare Services		Transfers to Foreclosed Property	
RECREATION and CONSERVATION		Balance December 31, 1989	13.77
Beaches and Boardwalks	225,050.00	PROPERTY ACQUIRED BY DEED OR FORECLOSURE	
Parks, Playgrounds, Shade Trees	9,100.00	Balance January 1, 1989	4,725.00
Land Reclamation & Conservation	51,635.31	Transfers From Taxes or Liens	
Other Recreational Services	5,000.00	Sale for Cash (1989)	
EDUCATION (excluding schools)		Cancelled, Abated or Adjusted (1989)	
Libraries	2,000.00	Balance December 31, 1989	4,725.00
Other Educational Services		CURRENT FINANCES DECEMBER 31, 1989	
STATUTORY EXPENDITURES		ASSETS	
Pensions & F. I. C. A.	111,900.00	Cash Dec. 31, 1989	1,614,731.39
Employee Fringe Benefits	129,000.00	Taxes Receivable	314,200.03
Other Statutory Expenditures	8,500.00	Tax Title Liens	13.77
CETA And Other Public Employment Programs		Foreclosed Property	4,725.00
MUNICIPAL FUNCTIONS TOTAL	2,093,350.00	Emergencies & Other Deferred Charges	68,000.00
CAPITAL IMPROVEMENTS * MEMO *		State and Federal Aid Receivable	4,931.31
DEBT SERVICE		Other Receivables	110,812.41
Principal Payments	32,250.00	Total	2,117,413.91
Interest Payments		LIABILITIES, RESERVES, AND SURPLUS	
DEFERRED CHARGES	19,400.00	Cash Liabilities	1,095,233.66
SCHOOL, COUNTY, SPECIAL DISTRICT TAXES	3,260,867.58	Reserves for Receivables	429,751.21
RESERVE FOR UNCOLLECTED TAXES	344,600.00	Surplus Dec. 31, 1989	592,429.04
EXPENDITURES TOTAL	5,750,467.58	Total	2,117,413.91
		REVENUES-REALIZED	
		1989 Property Taxes Collected	4,346,819.24
		1989 Payments in Lieu of Taxes	
		Delinquent Tax & Lien Collections	250,328.26
		Business Personalty Replacement Taxes	10,951.68
		Taxes from Public Utilities	170,622.00
		Other Miscellaneous Tax Revenues	
		State Aid Revenues	16,705.76
		Federal Aid Revenues	
		State and Local Fiscal Assistance Act Utilized	
		Sale of Acquired Property	
		Other Miscellaneous Revenues	604,955.48
		Total	5,400,442.42
		Prior Years Surplus Appropriated	470,000.00
		REVENUES TOTAL	5,870,442.42
		Reserve For Uncollected Taxes	344,600.00
		CAPITAL OUTLAY TOTAL	589,419.52
		Public Enterprises	340,978.42
		Recreation-Culture	33,003.64
		Public Works	82,149.09
		Buildings and Grounds	14,660.53
		Library and Education	
		Conservation	118,627.84
		All Other	
		CAPITAL DEBT AUTHORIZED, DECEMBER 31, 1989	
		ISSUED AND UNISSUED	
		Schaal	237,724
		Self-Liquidating	
		Other	1,027,904
		Total	1,265,628
		GROSS DEBT	
		NET DEBT	
		Schaal	237,724.24
		Self-Liquidating	1,320,737.23
		Other	437,500.00
		Total	1,995,961.47
		ISSUED AND OUTSTANDING	
		Schaal	237,724.24
		Self-Liquidating	1,320,737.23
		Other	437,500.00
		Total	1,995,961.47
		EQUALIZED VALUATION BASIS FOR NET DEBT COMPUTATION	449,824,610
		REAL PROPERTY VALUATIONS	
		Code Class # of Parcels % VAL'N ASSESSED VALUATION	
		1 Vacant Land 96 1.78 4,472,700.00	
		2 Residential 2005 90.73 227,467,200.00	
		3 Farm	
		4a Commercial 95 7.17 17,982,800.00	
		4b Industrial	
		4c Apartments 2 .31 780,800.00	
		Total 2198 250,703,500.00	
		Land Area .65 Sq. Miles	
		Net Valuation Taxable-Municipal 252,494,313	
		Net Valuation Taxable-County 462,624,062	
		State Equalized Valuation 510,214,054	
		State Equalization Ratio 49.31	

1921
 Population 1980 2,418
 Population 1990 2,201
 S & P Rating
 Moody Rating

General Tax Rate Per \$100. 2.84
 State Equalized Tax Rate 2.12

SUSSEX BOROUGH SUSSEX COUNTY
 Form of Government:
 Borough Council
 Number of Members on Governing Body - 6

PER CAPITA: Gross Debt 1,598.35 Net Debt 848.62 Debt Service 9.72 Total Tax Levy 772.36 Municipal Expenditures 374.99
 PER CENT: Gross Debt 4.90 Net Debt 2.60 Tax Levy Collected 91.85 Tax Levy Cancelled, Abated or Adjusted .05

EXPENDITURES		REVENUES-REALIZED		1989 PROPERTY TAX	
GENERAL GOVERNMENT				STATE EQUALIZED TAX RATE	
Governing Body & Public Boards		1989 Property Taxes Collected	1,566,065.42	Local District School Taxes	
Municipal Clerk		1989 Payments in Lieu of Taxes		Regional & Consolidated School Tax	1.25
Financial Administration	7,659.97	Delinquent Tax & Lien Collections	104,471.32	School Taxes in Municipal Budget	
Assessment of Taxes	7,503.00	Business Personalty Replacement Taxes	38,013.20	County Taxes	.38 *
Collection of Taxes	7,435.42	Taxes from Public Utilities	98,820.00	County Library Taxes	.02
Planning, Housing & Development	15,980.31	Other Miscellaneous Tax Revenues		Local Municipal Purpose Taxes	.46
Human Resources	639.22	State Aid Revenues	49,959.07	Veteran & Senior Citizen Taxes	
Elections		Federal Aid Revenues		Total Taxes for Rate Computation	2.11
General Administration (other)	139,424.03	State and Local Fiscal Assistance Act Utilized	212.00	Special District Taxes	
JUDICIARY		Sale of Acquired Property		Bank Corp. Taxes	
Municipal Courts	21,015.50	Other Miscellaneous Revenues	86,966.25	Added and Omitted Taxes	7,172.21
PUBLIC SAFETY		Total	1,944,507.26	Total Taxes Levied - ABSTRACT	1,699,961.49
Fire Protection	21,379.20	Prior Years Surplus Appropriated	120,000.00	Total Taxes Billed	1,705,084.47
Police Protection	130,156.55	REVENUES TOTAL	2,064,507.26	1989 TAXES COLLECTED	1,566,065.42
Civil Defense & Disaster Central	400.00	Reserve For Uncollected Taxes	160,013.19	1989 Taxes Cancelled, Abated or Adjusted	783.16
Environmental Inspection & Central	12,466.10	CAPITAL OUTLAY	TOTAL	Transfer to Tax Title Liens or Foreclosed	42,742.00
Other Public Safety		Public Enterprises	247,532.63	Balance Outstanding Dec. 31, 1989	95,493.87
PUBLIC WORKS		Recreation-Culture		PRIOR YEARS TAXES OUTSTANDING	
Streets and Drainage	114,336.74	Public Works	49,459.18	Balance January 1, 1989	111,926.19
Sewers and Sewage Processing		Buildings and Grounds	8,691.38	Collected in 1989	97,618.49
Garbage and Trash Disposal	23,972.24	Library and Education		Cancelled, Abated or Adjusted 1989	
Public Buildings and Grounds	17,270.43	Conservation		Transfers to Tax Title Liens or Foreclosed	14,307.70
Other Public Works		All Other		Balance December 31, 1989	
HEALTH and WELFARE		CAPITAL DEBT AUTHORIZED, DECEMBER 31, 1989		TAX TITLE LIENS OUTSTANDING	
Health Services Except Environmental	3,619.50	ISSUED AND UNISSUED		Balance January 1, 1989	52,167.93
Welfare-Public Assistance	7,000.00	School	1,014,048	Transfer From Taxes	59,055.23
Hospital, Clinics, First Aid		Self-Liquidating	1,738,674	Redeemed in 1989	6,852.83
Animal, Insect, & Rodent Central	500.00	Other	715,250	Cancelled, Abated or Adjusted (1989)	
Other Welfare Services		Total	3,517,973	Transfers to Foreclosed Property	
RECREATION and CONSERVATION		ISSUED AND OUTSTANDING		Balance December 31, 1989	104,370.33
Beaches and Boardwalks		School	639,476.99	PROPERTY ACQUIRED BY DEED OR FORECLOSURE	
Parks, Playgrounds, Shade Trees		Self-Liquidating	1,778,674.69	Balance January 1, 1989	175,100.00
Land Reclamation & Conservation	2,130.59	Other	260,550.00	Transfers From Taxes or Liens	
Other Recreational Services	4,833.75	Total	2,727,701.58	Sale for Cash (1989)	
EDUCATION (excluding schools)		EQUALIZED VALUATION BASIS		Cancelled, Abated or Adjusted (1989)	
Libraries	1,600.00	FOR NET DEBT COMPUTATION	71,773,053	Balance December 31, 1989	175,100.00
Other Educational Services		REAL PROPERTY VALUATIONS		CURRENT FINANCES DECEMBER 31, 1989	
STATUTORY EXPENDITURES		Code Class # of Parcels % VAL'N	ASSESSED VALUATION	ASSETS	
Pensions & F. I. C. A.	39,047.00	1 Vacant Land 79 1.90	1,164,000.00	Cash Dec. 31, 1989	243,660.11
Employee Fringe Benefits	37,833.55	2 Residential 418 56.69	33,737,800.00	Taxes Receivable	95,493.87
Other Statutory Expenditures	1,724.73	3 Farm 6 .36	213,100.00	Tax Title Liens	104,370.33
CETA And Other Public Employment Programs		4a Commercial 83 26.04	15,497,900.00	Foreclosed Property	175,100.00
MUNICIPAL FUNCTIONS TOTAL	613,073.38	4b Industrial 3 .55	323,900.00	Emergencies & Other Deferred Charges	36,345.00
CAPITAL IMPROVEMENTS *MEMO*	10,000.00	4c Apartments 5 14.40	8,571,300.00	State and Federal Aid Receivable	
DEBT SERVICE		Total 599	59,517,900.00	Other Receivables	8,165.18
Principal Payments	10,700.00	Land Area = 75 Sq. Miles		Total	663,134.49
Interest Payments	10,678.37	Net Valuation Taxable-Municipal	59,785,543	LIABILITIES, RESERVES, AND SURPLUS	
DEFERRED CHARGES	25,950.00	Net Valuation Taxable-County	74,806,391	Cash Liabilities	69,674.60
SCHOOL, COUNTY, SPECIAL DISTRICT TAXES	1,323,207.09	State Equalized Valuation	80,136,100	Reserves for Receivables	383,129.38
RESERVE FOR UNCOLLECTED TAXES	160,013.19	State Equalization Ratio	74.52	Surplus Dec. 31, 1989	210,330.51
EXPENDITURES TOTAL	2,148,552.03			Total	663,134.49

*Includes County Health Service Taxes, County Vocational School Taxes, or County Open Space Tax. See Table 13.

Population 1980 2,031

Population 1990 2,024

S & P Rating

Moody Rating

General Tax Rate Per \$100.

4.42

State Equalized Tax Rate

2.39

Form of Government:

Borough Council

Number of Members on Governing Body - 6

Gross Debt 1,338.01

Net Debt 143.09

Debt Service 5.60

Total Tax Levy 655.77

Municipal Expenditures 432.38

Gross Debt 6.46

Net Debt .69

Tax Levy Collected 82.93

Tax Levy Cancelled, Aboted

or Adjusted .05

EXPENDITURES		REVENUES-REALIZED		1989 PROPERTY TAX				
GENERAL GOVERNMENT				STATE EQUALIZED TAX RATE				
Governing Body & Public Boards	7,150.00	1989 Property Taxes Collected	1,102,659.14	Local District School Taxes	.79 386,178.37			
Municipal Clerk	26,813.19	1989 Payments in Lieu of Taxes		Regional & Consolidated School Tax	.59 295,422.25			
Financial Administration	15,872.52	Delinquent Tax & Lien Collections	171,827.34	School Taxes in Municipal Budget				
Assessment of Taxes	7,255.00	Business Personalty Replacement Taxes	86,783.12	County Taxes	.71 351,407.27			
Collection of Taxes	6,839.30	Taxes from Public Utilities	124,174.00	County Library Taxes	.02 9,944.73			
Planning, Housing & Development	2,331.72	Other Miscellaneous Tax Revenues		Local Municipal Purpose Taxes	.30 148,037.61			
Human Resources	2,317.57	State Aid Revenues	43,729.22	Veteran & Senior Citizen Taxes				
Elections	671.73	Federal Aid Revenues		Total Taxes for Rote Computation	2.40 1,213,640.23			
General Administration (other)	73,706.80	State and Local Fiscal Assistance Act Utilized		Special District Taxes				
JUDICIARY		Sale of Acquired Property		Bank Corp. Taxes				
Municipal Courts	14,774.60	Other Miscellaneous Revenues	104,174.93	Added and Omitted Taxes	12,795.81			
PUBLIC SAFETY		Total	1,633,347.75	Total Taxes Levied - ABSTRACT	1,327,286.04			
Fire Protection	41,838.49	Prior Years Surplus Appropriated	152,830.07	Total Taxes Billed	1,329,553.42			
Police Protection	180,044.41	REVENUES TOTAL	1,786,177.32	1989 TAXES COLLECTED	1,102,659.14			
Civil Defense & Disaster Control	433.00	Reserve For Uncollected Taxes	215,970.48	1989 Taxes Cancelled, Aboted or Adjusted	619.76			
Environmental Inspection & Control	13,944.97	CAPITAL OUTLAY TOTAL	303,049.90	Transfer to Tax Title Liens or Foreclosed	61,483.84			
Other Public Safety		Public Enterprises	94,335.09	Bolonce Outstanding Dec. 31, 1989	164,790.68			
PUBLIC WORKS		Recreation-Culture		PRIOR YEARS TAXES OUTSTANDING				
Streets and Drainage	59,137.77	Public Works	3,415.60	Bolonce January 1, 1989	185,006.59			
Sewers and Sewage Processing		Buildings and Grounds	205,299.21	Collected in 1989	151,767.65			
Garbage and Trash Disposal		Library and Education		Cancelled, Aboted or Adjusted 1989	.30			
Public Buildings and Grounds	15,500.00	Conservation		Transfers to Tax Title Liens or Foreclosed	20,295.23			
Other Public Works	3,000.00	All Other		Bolonce December 31, 1989	12,943.41			
HEALTH and WELFARE		CAPITAL DEBT AUTHORIZED, DECEMBER 31, 1989		TAX TITLE LIENS OUTSTANDING				
Health Services Except Environmental	1,552.00	ISSUED AND UNISSUED		Bolonce January 1, 1989	47,626.77			
Welfare-Public Assistance	88,723.28	School	1,114,824	Transfer From Taxes	87,414.23			
Hospital, Clinics, First Aid		Self-Liquidating	1,395,500	Redeemed in 1989	20,059.69			
Animal, Insect, & Rodent Control	3,000.00	Other	197,799	Cancelled, Aboted or Adjusted (1989)				
Other Welfare Services		Total	2,708,123	Transfers to Foreclosed Property				
RECREATION and CONSERVATION		ISSUED AND OUTSTANDING		Bolonce December 31, 1989	114,981.31			
Beaches and Boardwalks		School	1,077,558.85	PROPERTY ACQUIRED BY DEED OR				
Parks, Playgrounds, Shade Trees	4,700.00	Self-Liquidating	355,500.00	FORECLOSURE				
Land Reclamation & Conservation		Other	197,700.00	Bolonce January 1, 1989	3,450.00			
Other Recreational Services	3,200.00	Total	1,630,758.85	Transfers From Taxes or Liens				
EDUCATION (excluding schools)		EQUALIZED VALUATION BASIS		Sale for Cash (1989)				
Libraries	5,000.00	FOR NET DEBT COMPUTATION	41,897,583	Cancelled, Aboted or Adjusted (1989)				
Other Educational Services		REAL PROPERTY VALUATIONS		Bolonce December 31, 1989	3,450.00			
STATUTORY EXPENDITURES		Code	Class	# of Parcels	% VAL'N	ASSESSED VALUATION		
Pensions & F. L. C. A.	29,716.75	1	Vocont Land	82	1.69	437,200.00	Cash Dec. 31, 1989	173,076.32
Employee Fringe Benefits	29,647.33	2	Residential	559	69.44	17,921,500.00	Taxes Receivable	177,734.09
Other Statutory Expenditures		3	Form	11	.94	243,200.00	Tox Title Liens	114,981.31
CETA And Other Public Employment Programs	642,230.90	4a	Commercial	89	23.23	5,994,100.00	Foreclosed Property	3,450.00
MUNICIPAL FUNCTIONS TOTAL	1,000.00	4b	Industrial	5	3.24	837,200.00	Emergencies & Other Deferred Charges	17,831.47
CAPITAL IMPROVEMENTS *MEMO*		4c	Apartments	8	1.45	375,400.00	State and Federal Aid Receivable	
DEBT SERVICE		Total	754			25,808,600.00	Other Receivables	88,423.24
Principal Payments	9,000.00	Land Area	.77	Sq. Miles			Total	575,496.43
Interest Payments	2,327.35	Net Valuation Taxable-Municipal				26,982,738	LIABILITIES, RESERVES, AND SURPLUS	
DEFERRED CHARGES	5,557.07	Net Valuation Taxable-County				44,806,111	Cash Liabilities	159,171.77
SCHOOL COUNTY, SPECIAL DISTRICT TAXES	1,166,452.62	State Equalized Valuation				48,826,649	Reserves for Receivables	384,588.64
RESERVE FOR UNCOLLECTED TAXES	215,970.48	State Equalization Ratio				54.16	Surplus Dec. 31, 1989	31,736.02
EXPENDITURES TOTAL	2,041,588.42						Total	575,496.43

0335

Population 1980 6,236
 Population 1990 7,360
 S & P Rating
 Moody Rating

General Tax Rate Per \$100 3.12
 State Equalized Tax Rate 1.71

TABERNACLE TWP. - BURLINGTON CO.

Form of Government:
 Township Committee

Number of Members on Governing Body - 3

PER CAPITA:

Gross Debt 815.53
 Net Debt 286.41
 Debt Service 44.54
 Total Tax Levy 822.79
 Municipal Expenditures 225.89

PER CENT:

Gross Debt 2.21
 Net Debt .78
 Tax Levy Collected 92.67
 Tax Levy Cancelled, Abated or Adjusted 1.14

EXPENDITURES		REVENUES-REALIZED		1989 PROPERTY TAX	
GENERAL GOVERNMENT		REVENUES-REALIZED		STATE EQUALIZED TAX RATE .69	
Governing Body & Public Boards		1989 Property Taxes Collected	5,614,353.00	Local District School Taxes	2,195,962.00
Municipal Clerk		1989 Payments in Lieu of Taxes		Regional & Consolidated School Tax	1,061,116.91
Financial Administration	28,900.00	Delinquent Tax & Lien Collections	221,375.00	School Taxes in Municipal Budget	
Assessment of Taxes	13,000.00	Business Personalty Replacement Taxes	14,853.00	County Taxes	1,060,527.50
Collection of Taxes	34,575.00	Taxes from Public Utilities	340,166.00	County Library Taxes	95,733.97
Planning, Housing & Development	30,400.00	Other Miscellaneous Tax Revenues		Local Municipal Purpose Taxes	490,284.00
Human Resources	350.00	State Aid Revenues	27,679.00	Veteran & Senior Citizen Taxes	32,450.00
Elections		Federal Aid Revenues		Total Taxes for Rate Computation	5,529,074.39
General Administration (other)	245,200.00	State and Local Fiscal Assistance Act Utilized		Special District Taxes	425,915.00
JUDICIARY		Sale of Acquired Property		Bank Corp. Taxes	
Municipal Courts	24,000.00	Other Miscellaneous Revenues	430,372.00	Added and Omitted Taxes	133,211.00
PUBLIC SAFETY		Total	6,548,798.00	Total Taxes Levied - ABSTRACT	6,055,750.38
Fire Protection		Prior Years Surplus Appropriated	450,000.00	Total Taxes Billed	6,055,372.00
Police Protection	35,000.00	REVENUES TOTAL	7,098,798.00	1989 TAXES COLLECTED	5,614,353.00
Civil Defense & Disaster Control	3,000.00	Reserve For Uncollected Taxes	406,146.00	1989 Taxes Cancelled, Abated or Adjusted	69,115.00
Environmental Inspection & Control	42,800.00	CAPITAL OUTLAY TOTAL	157,097.00	Transfer to Tax Title Liens or Foreclosed	11,033.00
Other Public Safety		Public Enterprises		Balance Outstanding Dec. 31, 1989	363,871.00
PUBLIC WORKS		Recreation-Culture	5,000.00	PRIOR YEARS TAXES OUTSTANDING	
Streets and Drainage	21,000.00	Public Works	152,097.00	Balance January 1, 1989	220,073.00
Sewers and Sewage Processing		Buildings and Grounds		Collected in 1989	212,599.00
Garbage and Trash Disposal	25,000.00	Library and Education		Cancelled, Abated or Adjusted 1989	
Public Buildings and Grounds	49,000.00	Conservation		Transfers to Tax Title Liens or Foreclosed	7,954.00
Other Public Works	248,300.00	All Other		Balance December 31, 1989	5,520.00
HEALTH and WELFARE		CAPITAL DEBT AUTHORIZED, DECEMBER 31, 1989		TAX TITLE LIENS OUTSTANDING	
Health Services Except Environmental	1,300.00	ISSUED AND UNISSUED		Balance January 1, 1989	42,466.00
Welfare-Public Assistance	2,750.00	School	3,894,280	Transfer From Taxes	20,225.00
Hospital, Clinics, First Aid		Self-Liquidating		Redeemed in 1989	8,776.00
Animal, Insect, & Rodent Control	6,000.00	Other	2,108,000	Cancelled, Abated or Adjusted (1989)	
Other Welfare Services		Total	6,002,280	Transfers to Foreclosed Property	
RECREATION and CONSERVATION		ISSUED AND OUTSTANDING		Balance December 31, 1989	53,915.00
Beaches and Boardwalks		School	3,894,280.93	PROPERTY ACQUIRED BY DEED OR FORECLOSURE	
Parks, Playgrounds, Shade Trees		Self-Liquidating		Balance January 1, 1989	410,878.00
Land Reclamation & Conservation	16,000.00	Other	950,000.00	Transfers From Taxes or Liens	
Other Recreational Services	8,000.00	Total	4,844,280.93	Sale for Cash (1989)	41,000.00
EDUCATION (excluding schools)		EQUALIZED VALUATION BASIS FOR NET DEBT COMPUTATION		Cancelled, Abated or Adjusted (1989)	
Libraries		REAL PROPERTY VALUATIONS		Balance December 31, 1989	375,878.00
Other Educational Services		Code Class # of Parcels % VAL'N ASSESSED VALUATION		CURRENT FINANCES DECEMBER 31, 1989	
STATUTORY EXPENDITURES		1 Vacant Land 531 4.77 5,360,450.00		ASSETS	
Pensions & F. L. C. A.	43,800.00	2 Residential 1983 59.23 156,339,350.00		Cash Dec. 31, 1989	3,297,170.00
Employee Fringe Benefits	22,000.00	3 Farm 237 3.11 5,406,400.00		Taxes Receivable	369,391.00
Other Statutory Expenditures	3,100.00	4a Commercial 50 2.75 4,812,400.00		Tax Title Liens	53,915.00
CETA And Other Public Employment Programs		4b Industrial 3 .13 228,400.00		Foreclosed Property	375,873.00
MUNICIPAL FUNCTIONS TOTAL	907,975.00	4c Apartments		Emergencies & Other Deferred Charges	79,611.00
CAPITAL IMPROVEMENTS * MEMO *	50,000.00	Total	2304	State and Federal Aid Receivable	14,625.00
DEBT SERVICE		Land Area	47.64 Sq. Miles	Other Receivables	147,509.00
Principal Payments	179,400.00	Net Valuation Taxable-Municipal	176,081,871	Total	4,322,099.00
Interest Payments	148,444.00	Net Valuation Taxable-County	287,080,793	LIABILITIES, RESERVES, AND SURPLUS	
DEFERRED CHARGES	20,552.00	State Equalized Valuation	319,664,900	Cash Liabilities	2,017,996.00
SCHOOL, COUNTY, SPECIAL DISTRICT TAXES	5,442,255.38	State Equalization Ratio	54.96	Reserves for Receivables	940,693.00
RESERVE FOR UNCOLLECTED TAXES	406,146.00			Surplus Dec. 31, 1989	1,363,410.00
EXPENDITURES TOTAL	7,104,772.38			Total	4,322,099.00

0433

Population 1980 9
 Population 1990 35
 S & P Rating
 Moody Rating

General Tax Rate Per \$100. 1.50
 State Equalized Tax Rate 1.52

TAVISTOCK BOROUGH - CAMDEN COUNTY
 Form of Government:
 Commission (1911)
 Number of Members on Governing Body - 3

PER CAPITA:
 Gross Debt
 Net Debt
 Debt Service
 Total Tax Levy 1,235.42
 Municipal Expenditures 499.29

PER CENT:
 Gross Debt
 Net Debt
 Tax Levy Collected 100.00
 Tax Levy Cancelled, Abated or Adjusted

EXPENDITURES	REVENUES-REALIZED	1989 PROPERTY TAX	
GENERAL GOVERNMENT		STATE EQUALIZED TAX RATE	
Governing Body & Public Boards		Local District School Taxes	
Municipal Clerk		Regional & Consolidated School Tax	
Financial Administration		School Taxes in Municipal Budget	
Assessment of Taxes		County Taxes	1.06
Collection of Taxes	1,905.00	County Library Taxes	.03
Planning, Housing & Development		Local Municipal Purpose Taxes	.43
Human Resources		Veteran & Senior Citizen Taxes	
Elections	1,421.00	Total Taxes for Rate Computation	1.52
General Administration (other)	7,155.00	Special District Taxes	
JUDICIARY		Bank Corp. Taxes	
Municipal Courts		Added and Omitted Taxes	
PUBLIC SAFETY		Total Taxes Levied - ABSTRACT	43,239.59
Fire Protection	650.00	Total Taxes Billed	43,300.00
Police Protection	1,100.00	Total Taxes Collected	43,300.00
Civil Defense & Disaster Control		1989 Taxes Cancelled, Abated or Adjusted	
Environmental Inspection & Control		Transfer to Tax Title Liens or Foreclosed	
Other Public Safety		Balance Outstanding Dec. 31, 1989	
PUBLIC WORKS		PRIOR YEARS TAXES OUTSTANDING	
Streets and Drainage	4,744.00	Balance January 1, 1989	
Sewers and Sewage Processing		Collected in 1989	
Garbage and Trash Disposal		Cancelled, Abated or Adjusted 1989	
Public Buildings and Grounds		Transfers to Tax Title Liens or Foreclosed	
Other Public Works		Balance December 31, 1989	
HEALTH and WELFARE		TAX TITLE LIENS OUTSTANDING	
Health Services Except Environmental		Balance January 1, 1989	
Welfare-Public Assistance		Transfer From Taxes	
Hospital, Clinics, First Aid		Redeemed in 1989	
Animal, Insect, & Rodent Control		Cancelled, Abated or Adjusted (1989)	
Other Welfare Services		Transfers to Foreclosed Property	
RECREATION and CONSERVATION		Balance December 31, 1989	
Beaches and Boardwalks		PROPERTY ACQUIRED BY DEED OR FORECLOSURE	
Parks, Playgrounds, Shade Trees		Balance January 1, 1989	
Land Reclamation & Conservation		Transfers From Taxes or Liens	
Other Recreational Services		Sale for Cash (1989)	
EDUCATION (excluding schools)		Cancelled, Abated or Adjusted (1989)	
Libraries		Balance December 31, 1989	
Other Educational Services		CURRENT FINANCES DECEMBER 31, 1989	
STATUTORY EXPENDITURES		ASSETS	
Pensions & F. L. C. A.	500.00	Cash Dec. 31, 1989	6,290.00
Employee Fringe Benefits		Taxes Receivable	
Other Statutory Expenditures	100.00	Tax Title Liens	
CETA And Other Public Employment Programs		Foreclosed Property	
MUNICIPAL FUNCTIONS TOTAL	17,475.00	Emergencies & Other Deferred Charges	
CAPITAL IMPROVEMENTS *MEMO*		State and Federal Aid Receivable	
DEBT SERVICE		Other Receivables	
Principal Payments		Total	6,290.00
Interest Payments		LIABILITIES, RESERVES, AND SURPLUS	
DEFERRED CHARGES		Cash Liabilities	1,408.00
SCHOOL COUNTY, SPECIAL DISTRICT TAXES	30,964.59	Reserves for Receivables	
RESERVE FOR UNCOLLECTED TAXES		Surplus Dec. 31, 1989	4,882.00
EXPENDITURES TOTAL	48,439.59	Total	6,290.00
		REVENUES-REALIZED	
		1989 Property Taxes Collected	43,300.00
		1989 Payments in Lieu of Taxes	
		Delinquent Tax & Lien Collections	
		Business Personalty Replacement Taxes	2,316.00
		Taxes from Public Utilities	1,091.00
		Other Miscellaneous Tax Revenues	
		State Aid Revenues	79.00
		Federal Aid Revenues	
		State and Local Fiscal Assistance Act Utilized	
		Sale of Acquired Property	
		Other Miscellaneous Revenues	753.00
		Total	47,539.00
		Prior Years Surplus Appropriated	1,534.00
		REVENUES TOTAL	49,073.00
		Reserve For Uncollected Taxes	
		CAPITAL OUTLAY TOTAL	
		Public Enterprises	
		Recreation-Culture	
		Public Works	
		Buildings and Grounds	
		Library and Education	
		Conservation	
		All Other	
		CAPITAL DEBT AUTHORIZED, DECEMBER 31, 1989	
		ISSUED AND UNISSUED GROSS DEBT NET DEBT	
		School	
		Self-Liquidating	
		Other	
		Total	
		ISSUED AND OUTSTANDING	
		School	
		Self-Liquidating	
		Other	
		Total	
		EQUALIZED VALUATION BASIS FOR NET DEBT COMPUTATION	2,788,464
		REAL PROPERTY VALUATIONS	
		Code Class # of Parcels % VAL'N	ASSESSED VALUATION
		1 Vacant Land	
		2 Residential 3 31.83	917,300.00
		3 Farm	
		4a Commercial 11 68.17	1,964,300.00
		4b Industrial	
		4c Apartments	
		Total 14	2,881,600.00
		Land Area .27 Sq. Miles	
		Net Valuation Taxable-Municipal	2,886,648
		Net Valuation Taxable-County	3,037,260
		State Equalized Valuation	2,846,863
		State Equalization Ratio	101.40

Population 1980 39,007
 Population 1990 37,825
 S & P Rating
 Moody Rating AA

General Tax Rate Per \$100. 1.93
 State Equalized Tax Rate 1.91

TEANECK TOWNSHIP - BERGEN COUNTY

Form of Government:
 Council-Manager (1923)

Number of Members on Governing Body - 7

PER CAPITA:
 Gross Debt 200.63
 Net Debt 145.51
 Debt Service 4.31
 Total Tax Levy 1,460.63
 Municipal Expenditures 668.84

PER CENT:
 Gross Debt .29
 Net Debt .21
 Tax Levy Collected 97.96
 Tax Levy Cancelled, Abated or Adjusted .17

EXPENDITURES		REVENUES-REALIZED		1989 PROPERTY TAX	
GENERAL GOVERNMENT		REVENUES-REALIZED		STATE EQUALIZED TAX RATE	
Governing Body & Public Boards	293,725.00	1989 Property Taxes Collected	54,130,589.05	Local District School Taxes	1.05 30,303,229.50
Municipal Clerk		1989 Payments in Lieu of Taxes		Regional & Consolidated School Tax	
Financial Administration	370,411.00	Delinquent Tax & Lien Collections	798,507.87	School Taxes in Municipal Budget	
Assessment of Taxes	192,036.00	Business Personality Replacement Taxes	373,333.32	County Taxes	.23 6,485,522.40
Collection of Taxes		Taxes from Public Utilities	2,284,597.00	County Library Taxes	
Planning, Housing & Development	64,653.00	Other Miscellaneous Tax Revenues		Local Municipal Purpose Taxes	.64 18,317,491.00
Human Resources	186,308.00	State Aid Revenues	390,383.63	Veteran & Senior Citizen Taxes	
Elections	10,480.00	Federal Aid Revenues		Total Taxes for Rate Computation	1.92 55,377,392.90
General Administration (other)	2,364,492.00	State and Local Fiscal Assistance Act Utilized		Special District Taxes	
JUDICIARY		Sale of Acquired Property		Bank Corp. Taxes	
Municipal Courts	233,506.00	Other Miscellaneous Revenues	2,387,336.59	Added and Omitted Taxes	142,256.33
PUBLIC SAFETY		Total	60,364,797.45	Total Taxes Levied - ABSTRACT	55,248,499.23
Fire Protection	4,303,259.00	Prior Years Surplus Appropriated	2,242,514.00	Total Taxes Billed	55,258,772.10
Police Protection	4,235,155.00	REVENUES TOTAL	62,607,311.46	1989 TAXES COLLECTED	54,130,589.05
Civil Defense & Disaster Control	3,930.00	Reserve For Uncollected Taxes	1,400,000.00	1989 Taxes Cancelled, Abated or Adjusted	95,869.41
Environmental Inspection & Control	230,025.00	CAPITAL OUTLAY TOTAL		Transfer to Tax Title Liens or Foreclosed	
Other Public Safety		Public Enterprises		Balance Outstanding Dec. 31, 1989	1,032,313.64
PUBLIC WORKS		Recreation-Culture	135,208.52	PRIOR YEARS TAXES OUTSTANDING	
Streets and Drainage	1,000,602.00	Public Works	457,458.27	Balance January 1, 1989	1,162,389.72
Sewers and Sewage Processing	1,973,130.00	Buildings and Grounds	554,861.98	Collected in 1989	798,507.87
Garbage and Trash Disposal	354,000.00	Library and Education		Cancelled, Abated or Adjusted 1989	358.45
Public Buildings and Grounds		Conservation	1,147,528.77	Transfers to Tax Title Liens or Foreclosed	
Other Public Works	785,657.00	All Other		Balance December 31, 1989	363,023.40
HEALTH and WELFARE		CAPITAL DEBT AUTHORIZED, DECEMBER 31, 1989		TAX TITLE LIENS OUTSTANDING	
Health Services Except Environmental	315,572.00	ISSUED AND UNISSUED		Balance January 1, 1989	
Welfare-Public Assistance	65,720.00	School	2,085,000	Transfer From Taxes	
Hospital, Clinics, First Aid		Self-Liquidating		Redeemed in 1989	
Animal, Insect, & Rodent Control		Other	5,503,835	Cancelled, Abated or Adjusted (1989)	
Other Welfare Services		Total	7,588,835	Transfers to Foreclosed Property	
RECREATION and CONSERVATION		ISSUED AND OUTSTANDING		Balance December 31, 1989	
Beaches and Boardwalks		School	2,085,000.00	PROPERTY ACQUIRED BY DEED OR FORECLOSURE	
Parks, Playgrounds, Shade Trees	514,537.00	Self-Liquidating		Balance January 1, 1989	311,232.00
Land Reclamation & Conservation		Other	143,000.00	Transfers From Taxes or Liens	
Other Recreational Services	574,057.00	Total	2,228,000.00	Sale for Cash (1989)	
EDUCATION (excluding schools)		EQUALIZED VALUATION BASIS FOR NET DEBT COMPUTATION		Cancelled, Abated or Adjusted (1989)	
Libraries	1,005,410.00	REAL PROPERTY VALUATIONS		Balance December 31, 1989	311,232.00
Other Educational Services		Code Class # of Parcels % VAL'N ASSESSED VALUATION		CURRENT FINANCES DECEMBER 31, 1989	
STATUTORY EXPENDITURES		1 Vacant Land 105 .55 15,621,100.00		ASSETS	
Pensions & F. L. C. A.	2,214,700.00	2 Residential 11012 84.50 2,408,072,300.00		Cash Dec. 31, 1989	5,656,530.86
Employee Fringe Benefits	1,022,000.00	3 Farm 389 11.44 326,037,300.00		Taxes Receivable	1,395,337.04
Other Statutory Expenditures		4a Commercial 18 1.54 43,765,600.00		Tax Title Liens	
CETA And Other Public Employment Programs		4c Apartments 59 1.97 56,228,800.00		Foreclosed Property	311,232.00
MUNICIPAL FUNCTIONS TOTAL	22,825,595.00	Total 11583 5.90 Sq. Miles 2,849,725,100.00		Emergencies & Other Deferred Charges	100,000.00
CAPITAL IMPROVEMENTS * MEMO *	588,750.00	Net Valuation Taxable-Municipal	2,355,492,519	State and Federal Aid Receivable	
DEBT SERVICE		Net Valuation Taxable-County	2,745,429,461	Other Receivables	1,851,376.00
Principal Payments	150,000.00	State Equalized Valuation	2,880,212,749	Total	9,314,475.90
Interest Payments	13,000.00	State Equalization Ratio	99.14	LIABILITIES, RESERVES, AND SURPLUS	
DEFERRED CHARGES				Cash Liabilities	3,416,879.03
SCHOOL, COUNTY, SPECIAL DISTRICT TAXES	36,788,751.90			Reserves for Receivables	3,557,945.04
RESERVE FOR UNCOLLECTED TAXES	1,400,000.00			Surplus Dec. 31, 1989	2,339,651.83
EXPENDITURES TOTAL	62,087,626.90			Total	9,314,475.90

Population 1980 13,552
 Population 1990 13,325
 S & P Rating
 Moody Rating AA

General Tax Rate Per \$100. 3.29
 State Equalized Tax Rate 1.45

TENAFLY BOROUGH - BERGEN COUNTY

Form of Government:

Borough Council

Number of Members on Governing Body - 6

PER CAPITA: Gross Debt 1,025.92 PER CENT: Gross Debt .84
 Net Debt 745.09 Net Debt .61
 Debt Service 84.15 Tax Levy Collected 98.27
 Total Tax Levy 2,020.72 Tax Levy Cancelled, Abated
 Municipal Expenditures 898.97 or Adjusted .59

EXPENDITURES		REVENUES-REALIZED		1989 PROPERTY TAX	
GENERAL GOVERNMENT		REVENUES-REALIZED		STATE EQUALIZED TAX RATE	
Governing Body & Public Boards		1989 Property Taxes Collected	26,532,408.72	Local District School Taxes	.77 14,264,684.75
Municipal Clerk	107,330.00	1989 Payments in Lieu of Taxes		Regional & Consolidated Schaal Tax	
Financial Administration	23,000.00	Delinquent Tax & Lien Collections	249,203.65	School Taxes in Municipal Budget	
Assessment of Taxes	79,775.25	Business Personalty Replacement Taxes	146,394.24	County Taxes	.22 4,009,570.63
Collection of Taxes	156,230.00	Taxes from Public Utilities	1,044,635.00	County Library Taxes	
Planning, Hausing & Develpment	13,735.50	Other Miscellaneous Tax Revenues		Local Municipal Purpose Taxes	.46 8,537,676.09
Humon Resources	35,640.00	State Aid Revenues	157,545.95	Veteran & Senior Citizen Taxes	76,500.00
Elections	5,000.00	Federal Aid Revenues		Total Taxes for Rate Computation	1.45 26,888,431.47
General Administration (other)	679,920.25	State and Local Fiscoal Assistance Act Utilized		Special District Taxes	
JUDICIARY		Sale of Acquired Property		Bank Corp. Taxes	
Municipal Courts	42,050.40	Other Miscellaneous Revenues	908,122.17	Added and Omitted Taxes	116,143.67
PUBLIC SAFETY		Total	29,037,359.79	Total Taxes Levied - ABSTRACT	26,928,075.14
Fire Prctection	291,552.41	Prior Years Surplus Appropriated	1,300,000.00	Total Taxes Billed	26,999,827.84
Police Protection	1,870,198.49	REVENUES TOTAL	30,337,359.79	1989 TAXES COLLECTED	26,532,408.78
Civil Defense & Disoster Control	2,045.49	Reserve For Uncollected Taxes	653,467.99	1989 Taxes Cancelled, Abated or Adjusted	159,831.40
Environmental Inspection & Control	93,270.55	CAPITAL OUTLAY TOTAL	1,621,336.90	Transfer to Tax Title Liens or Foreclosed	29.61
Other Public Safety		Public Enterprises		Balance Outstanding Dec. 31, 1989	307,558.05
PUBLIC WORKS		Recreation-Culture		PRIOR YEARS TAXES OUTSTANDING	
Streets and Drainage	951,348.80	Public Works	1,564,222.84	Balance January 1, 1989	255,069.62
Sewers and Sewage Processing	740,397.75	Buildings and Grounds	54,504.31	Collected in 1989	248,203.65
Gorbage and Trosh Dispasal	2,422,330.00	Library and Education	2,509.75	Cancelled, Abated or Adjusted 1989	4,751.92
Public Buildings and Grounds	80,130.00	Conservation		Transfers to Tax Title Liens or Foreclosed	
Other Public Works	58,400.00	All Other		Balance December 31, 1989	2,114.05
HEALTH and WELFARE		CAPITAL DEBT AUTHORIZED, DECEMBER 31, 1989		TAX TITLE LIENS OUTSTANDING	
Health Services Except Environmental	93,799.60	ISSUED AND UNISSUED	GROSS DEBT	NET DEBT	
Welfare-Public Assistance	13,925.00	School	3,729,000		
Hospital, Clinics, First Aid		Self-Liquidating			
Animal, Insect, & Rodent Control	4,596.32	Other	9,942,376	9,942,376	9,942,376
Other Welfare Services		Total	13,671,376	9,942,376	
RECREATION and CONSERVATION		ISSUED AND OUTSTANDING			
Beoches and Boardwalks		School	1,429,000.00		
Parks, Playgrounds, Shade Trees	407,835.25	Self-Liquidating			
Land Reclamation & Conservotion	38,304.98	Other		9,830,948.00	
Other Recreational Services	239,655.50	Total		11,259,948.00	
EDUCATION (excluding schools)		EQUALIZED VALUATION BASIS		1,635,745.351	
Libraries	482,550.33	FOR NET DEBT COMPUTATION			
Other Educational Services	95.00	REAL PROPERTY VALUATIONS			
STATUTORY EXPENDITURES		Code Class # of Parcels % VAL'N ASSESSED VALUATION			
Pensions & F. L. C. A.	657,032.40	1 Vacant Land 114 .74 6,027,600.00			
Employee Fringe Benefits	459,954.00	2 Residential 4192 89.54 730,701,900.00			
Other Statutory Expenditures	1,000.00	3 Form 65,100,840.00			
CETA And Other Public Employment Programs		4a Commercial 187 7.98 6,907,100.00			
MUNICIPAL FUNCTIONS TOTAL	10,115,173.83	4b Industrial 15 .85 7,331,100.00			
CAPITAL IMPROVEMENTS *MEMO*	61,215.00	4c Apartments 9 .90 816,068,540.00			
DEBT SERVICE		Total 4517			
Principal Payments	570,000.00	Land Area 4.40 Sq. Miles			
Interest Payments	551,351.31	Net Valuation Taxable-Municipal	817,140,856		
DEFERRED CHARGES	89,711.49	Net Valuation Taxable-County	1,694,121,119		
SCHOOL, COUNTY, SPECIAL DISTRICT TAXES	18,274,255.38	State Equalized Valuation	1,857,461,170		
RESERVE FOR UNCOLLECTED TAXES	653,467.89	State Equalization Ratio	43.96		
EXPENDITURES TOTAL	30,253,959.90				
				CURRENT FINANCES DECEMBER 31, 1989	
				ASSETS	
				Cash Dec. 31, 1989	2,750,845.25
				Taxes Receivable	309,672.10
				Tax Title Liens	6,100.37
				Foreclosed Property	18,200.00
				Emergencies & Other Deferred Charges	137,250.00
				State and Federal Aid Receivable	
				Other Receivables	846.06
				Total	3,222,913.78
				LIABILITIES, RESERVES, AND SURPLUS	
				Cash Liabilities	1,557,351.64
				Reserves for Receivables	334,818.53
				Surplus Dec. 31, 1989	1,330,743.61
				Total	3,222,913.78

0262

Population 1980 19
 Population 1990 22
 S & P Rating
 Moody Rating

General Tax Rate Per \$100. .96
 State Equalized Tax Rate 1.02

TETERBORO BOROUGH - BERGEN COUNTY

Form of Government:
 Council-Manager (1923)

Number of Members on Governing Body - 5

PER CAPITA:
 Gross Debt
 Net Debt
 Debt Service
 Total Tax Levy 2,176.58
 Municipal Expenditures 7,795.01

PER CENT:
 Gross Debt
 Net Debt
 Tax Levy Collected 98.41
 Tax Levy Cancelled, Abated or Adjusted 1.13

EXPENDITURES		REVENUES-REALIZED		1989 PROPERTY TAX	
GENERAL GOVERNMENT		REVENUES		STATE EQUALIZED TAX RATE	
Governing Body & Public Boards		1989 Property Taxes Collected	2,009,114.20	Local District School Taxes	.51 22,011.00
Municipal Clerk		1989 Payments in Lieu of Taxes	13,471.81	Regional & Consolidated School Tax	
Financial Administration	54,645.00	Delinquent Tax & Lien Collections		School Taxes in Municipal Budget	
Assessment of Taxes	14,375.00	Business Personalty Replacement Taxes	161,253.68	County Taxes	.26 519,382.94
Collection of Taxes	11,552.00	Taxes from Public Utilities	90,075.00	County Library Taxes	
Planning, Housing & Development	16,835.00	Other Miscellaneous Tax Revenues		Local Municipal Purpose Taxes	.74 1,473,290.86
Human Resources		State Aid Revenues	2,348.33	Veteran & Senior Citizen Taxes	
Elections	800.00	Federal Aid Revenues		Total Taxes for Rate Computation	1.01 2,014,584.80
General Administration (other)	352,651.25	State and Local Fiscal Assistance Act Utilized		Special District Taxes	
JUDICIARY		Sale of Acquired Property		Bank Corp. Taxes	
Municipal Courts	52,977.76	Other Miscellaneous Revenues	214,570.14	Added and Omitted Taxes	13,200.00
PUBLIC SAFETY		Total	2,490,833.66	Total Taxes Levied - ABSTRACT	2,027,334.80
Fire Protection	72,709.00	Prior Years Surplus Appropriated	200,000.00	Total Taxes Billed	2,041,495.00
Police Protection	450,506.07	REVENUES TOTAL	2,690,833.66	1989 TAXES COLLECTED	2,009,114.20
Civil Defense & Disaster Control		Reserve For Uncollected Taxes	9,281.51	1989 Taxes Cancelled, Abated or Adjusted	23,040.00
Environmental Inspection & Control	36,133.00	CAPITAL OUTLAY TOTAL	17,729.54	Transfer to Tax Title Liens or Foreclosed	
Other Public Safety		Public Enterprises		Balance Outstanding Dec. 31, 1989	7,340.80
PUBLIC WORKS		Recreation-Culture		PRIOR YEARS TAXES OUTSTANDING	
Streets and Drainage	103,233.22	Public Works	16,386.34	Balance January 1, 1989	2,140.00
Sewers and Sewage Processing	283,372.53	Buildings and Grounds	1,023.20	Collected in 1989	2,140.00
Garbage and Trash Disposal	4,345.00	Library and Education		Cancelled, Abated or Adjusted 1989	
Public Buildings and Grounds	54,343.00	Conservation		Transfers to Tax Title Liens or Foreclosed	
Other Public Works		All Other		Balance December 31, 1989	
HEALTH and WELFARE		CAPITAL DEBT AUTHORIZED, DECEMBER 31, 1989		TAX TITLE LIENS OUTSTANDING	
Health Services Except Environmental	25,423.00	ISSUED AND UNISSUED		Balance January 1, 1989	
Welfare-Public Assistance		School		Transfer From Taxes	
Hospital, Clinics, First Aid		Self-Liquidating		Redeemed in 1989	
Animal, Insect, & Rodent Control		Other		Cancelled, Abated or Adjusted (1989)	
Other Welfare Services		Total		Transfers to Foreclosed Property	
RECREATION and CONSERVATION		ISSUED AND OUTSTANDING		Balance December 31, 1989	
Beaches and Boardwalks		School		PROPERTY ACQUIRED BY DEED OR FORECLOSURE	
Parks, Playgrounds, Shade Trees		Self-Liquidating		Balance January 1, 1989	
Land Reclamation & Conservation	14,700.00	Other		Transfers From Taxes or Liens	
Other Recreational Services		Total		Sole for Cash (1989)	
EDUCATION (excluding schools)		EQUALIZED VALUATION BASIS FOR NET DEBT COMPUTATION		Cancelled, Abated or Adjusted (1989)	
Libraries		REAL PROPERTY VALUATIONS		Balance December 31, 1989	
Other Educational Services		Code Class # of Parcels % VAL'N ASSESSED VALUATION		CURRENT FINANCES DECEMBER 31, 1989	
STATUTORY EXPENDITURES		1 Vacant Land 11 1.73 3,637,250.00		ASSETS	
Pensions & F. L. C. A.	145,930.00	2 Residential 7 .39 910,000.00		Cash Dec. 31, 1989	918,715.03
Employee Fringe Benefits	215,725.84	3 Farm 1,028,000.00		Taxes Receivable	9,340.30
Other Statutory Expenditures		4a Commercial 3 .49 204,542,662.00		Tox Title Liens	
CETA And Other Public Employment Programs		4b Industrial 64 77.39 210,017,912.00		Foreclosed Property	
MUNICIPAL FUNCTIONS TOTAL	1,916,238.67	4c Apartments 85		Emergencies & Other Deferred Charges	24,000.00
CAPITAL IMPROVEMENTS *MEMO*	100.00	Total		State and Federal Aid Receivable	
DEBT SERVICE		Land Area 1.20 Sq. Miles		Other Receivables	44,334.89
Principal Payments		Net Valuation Taxable-Municipal	211,290,729	Total	996,390.52
Interest Payments		Net Valuation Taxable-County	217,316,398	LIABILITIES, RESERVES, AND SURPLUS	
DEFERRED CHARGES		State Equalized Valuation	199,075,676	Cash Liabilities	272,067.76
SCHOOL, COUNTY, SPECIAL DISTRICT TAXES	541,373.94	State Equalization Ratio	106.17	Reserves for Receivables	53,675.49
RESERVE FOR UNCOLLECTED TAXES	9,281.51			Surplus Dec. 31, 1989	670,647.27
EXPENDITURES TOTAL	2,472,834.12			Total	996,390.52

1024
 Population 1980 4,094
 Population 1990 4,303
 S & P Rating
 Moody Rating

General Tax Rate Per \$100. 2.31
 State Equalized Tax Rate 1.32

TEWKSBURY TWP. - HUNTERDON COUNTY

Form of Government:

Township Committee

Number of Members on Governing Body - 3

PER CAPITA: Grass Debt 1,444.54 PER CENT: Grass Debt 1.14
 Net Debt 1,155.14 Net Debt .92
 Debt Service Debt Service Tax Levy Collected 94.90
 Total Tax Levy 2,022.33 Tax Levy Cancelled, Abated
 Municipal Expenditures 657.83 or Adjusted .31

EXPENDITURES		REVENUES-REALIZED		1989 PROPERTY TAX	
GENERAL GOVERNMENT		REVENUES-REALIZED		STATE EQUALIZED TAX RATE	
Governing Body & Public Boards		1989 Property Taxes Collected	9,257,121.71	Local District School Taxes	.45 3,209,769.50
Municipal Clerk		1989 Payments in Lieu of Taxes		Regional & Consolidated School Tax	.43 3,073,309.20
Financial Administration	72,926.93	Delinquent Tax & Lien Collections	361,050.98	School Taxes in Municipal Budget	
Assessment of Taxes	30,250.00	Business Personalty Replacement Taxes	84,970.24	County Taxes	.31 2,263,814.17
Collection of Taxes	30,270.52	Taxes from Public Utilities	301,026.00	County Library Taxes	.02 148,162.13
Planning, Housing & Development	254,638.00	Other Miscellaneous Tax Revenues		Local Municipal Purpose Taxes	.11 787,533.12
Human Resources	36,911.30	State Aid Revenues	84,826.14	Veteran & Senior Citizen Taxes	19,650.00
Elections		Federal Aid Revenues		Total Taxes for Rate Computation	1.32 9,502,738.12
General Administration (other)	437,343.03	State and Local Fiscal Assistance Act Utilized		Special District Taxes	
JUDICIARY		State and Local Fiscal Assistance Act Utilized		Bank Corp. Taxes	
Municipal Courts	18,700.00	Sale of Acquired Property		Added and Omitted Taxes	230,161.07
PUBLIC SAFETY		Other Miscellaneous Revenues	657,437.46	Total Taxes Levied - ABSTRACT	9,713,249.19
Fire Protection	203,666.26	Total	10,746,432.53	Total Taxes Billed	9,754,342.96
Police Protection	384,331.90	Prior Years Surplus Appropriated	1,197,000.00	1989 TAXES COLLECTED	9,257,121.71
Civil Defense & Disaster Control	50.00	REVENUES TOTAL	11,943,432.53	1989 Taxes Cancelled, Abated or Adjusted	30,620.24
Environmental Inspection & Control	65,200.00	Reserve For Uncollected Taxes	424,118.87	Transfer to Tax Title Liens or Foreclosed	2,529.45
Other Public Safety		CAPITAL OUTLAY TOTAL	4,507,727.28	Balance Outstanding Dec. 31, 1989	464,071.56
PUBLIC WORKS		Public Enterprises		PRIOR YEARS TAXES OUTSTANDING	
Streets and Drainage	595,630.00	Recreation-Culture		Balance January 1, 1989	446,059.03
Sewers and Sewage Processing		Public Works	192,110.98	Collected in 1989	361,050.98
Gorbage and Trash Disposal	65,000.00	Buildings and Grounds	4,315,616.30	Cancelled, Abated or Adjusted 1989	57,736.54
Public Buildings and Grounds	259,127.00	Library and Education		Transfers to Tax Title Liens or Foreclosed	
Other Public Works		Conservation		Balance December 31, 1989	27,271.51
HEALTH and WELFARE		All Other		TAX TITLE LIENS OUTSTANDING	
Health Services Except Environmental	24,000.00	CAPITAL DEBT AUTHORIZED, DECEMBER 31, 1989		Balance January 1, 1989	30,469.05
Welfare-Public Assistance	1,100.00	ISSUED AND UNISSUED		Transfer From Taxes	2,529.45
Hospital, Clinics, First Aid		School	1,083,519	Redeemed in 1989	
Animal, Insect, & Rodent Control		Self-Liquidating	379,609	Cancelled, Abated or Adjusted (1989)	
Other Welfare Services		Other	5,475,000	Transfers to Foreclosed Property	
RECREATION and CONSERVATION		Total	6,938,129	Balance December 31, 1989	32,998.50
Beaches and Boardwalks		ISSUED AND OUTSTANDING		PROPERTY ACQUIRED BY DEED OR FORECLOSURE	
Parks, Playgrounds, Shade Trees	5,000.00	School	744,160.00	Balance January 1, 1989	
Land Reclamation & Conservation	36,796.95	Self-Liquidating	319,159.37	Transfers From Taxes or Liens	
Other Recreational Services	10,000.00	Other	4,100,000.00	Sale for Cash (1989)	
EDUCATION (excluding schools)		Total	5,163,319.37	Cancelled, Abated or Adjusted (1989)	
Libraries	5,000.00	EQUALIZED VALUATION BASIS		Balance December 31, 1989	
Other Educational Services		FOR NET DEBT COMPUTATION		CURRENT FINANCES DECEMBER 31, 1989	
STATUTORY EXPENDITURES		REAL PROPERTY VALUATIONS		ASSETS	
Pensions & F. L. C. A.	118,401.90	Code Class # of Parcels % VAL'N		Cash Dec. 31, 1989	4,050,508.97
Employee Fringe Benefits	63,000.00	1 Vacant Land 369 7.93		Taxes Receivable	491,343.07
Other Statutory Expenditures	6,000.00	2 Residential 1417 71.76		Tax Title Liens	32,998.50
CETA And Other Public Employment Programs		3 Form 704 15.12		Foreclosed Property	
MUNICIPAL FUNCTIONS TOTAL	2,723,893.79	4a Commercial 114 4.28		Emergencies & Other Deferred Charges	60,000.00
CAPITAL IMPROVEMENTS *MEMO*	148,500.00	4b Industrial 1 .91		State and Federal Aid Receivable	1,488.89
DEBT SERVICE		4c Apartments		Other Receivables	49,130.55
Principal Payments		Total	2605	Total	4,685,469.97
Interest Payments		Land Area 31.80 Sq. Miles		LIABILITIES, RESERVES, AND SURPLUS	
DEFERRED CHARGES	11,768.24	Net Valuation Taxable-Municipal	412,302,245	Cash Liabilities	499,423.22
SCHOOL COUNTY, SPECIAL DISTRICT TAXES	8,695,555.00	Net Valuation Taxable-County	654,246,934	Reserves for Receivables	573,472.12
RESERVE FOR UNCOLLECTED TAXES	424,118.87	State Equalized Valuation	718,200,488	Surplus Dec. 31, 1989	3,612,574.63
EXPENDITURES TOTAL	11,855,335.90	State Equalization Ratio	57.35	Total	4,685,469.97

1336

Population 1980 7,740
 Population 1990 12,361
 S & P Rating
 Moody Rating A

General Tax Rate Per \$100. 2.91
 State Equalized Tax Rate 1.56

TINTON FALLS BORO. - MONMOUTH CO.
 Form of Government:
Mayor-Council Plan B (OMCL 50)
 Number of Members on Governing Body - 5

PER CAPITA:
 Gross Debt 1,052.63
 Net Debt 860.34
 Debt Service 58.61
 Total Tax Levy 1,121.97
 Municipal Expenditures 622.33

PER CENT:
 Gross Debt 2.00
 Net Debt 1.63
 Tax Levy Collected 96.37
 Tax Levy Cancelled, Abated or Adjusted .60

EXPENDITURES		REVENUES-REALIZED		1989 PROPERTY TAX	
GENERAL GOVERNMENT				STATE EQUALIZED TAX RATE	
Governing Body & Public Boards		1989 Property Taxes Collected	13,401,772.40	Local District School Taxes	
Municipal Clerk		1989 Payments in Lieu of Taxes		Regional & Consolidated School Tax	1.09 8,976,181.80
Financial Administration	207,538.00	Delinquent Tax & Lien Collections	179,924.26	School Taxes in Municipal Budget	
Assessment of Taxes	256,547.00	Business Personalty Replacement Taxes	178,046.40	County Taxes	.40 3,291,862.68
Collection of Taxes		Taxes from Public Utilities	861,223.00	County Library Taxes	.01 105,883.20
Planning, Housing & Development	186,678.00	Other Miscellaneous Tax Revenues		Local Municipal Purpose Taxes	.05 431,832.00
Human Resources	42,024.00	State Aid Revenues	1,053,062.47	Veteran & Senior Citizen Taxes	
Elections		Federal Aid Revenues		Total Taxes for Rate Computation	1.55 12,859,159.68
General Administration (other)	1,351,446.00	State and Local Fiscal Assistance Act Utilized		Special District Taxes	
JUDICIARY		Sale of Acquired Property		Bank Corp. Taxes	
Municipal Courts	147,508.00	Other Miscellaneous Revenues	4,358,084.01	Added and Omitted Taxes	453,426.07
PUBLIC SAFETY		Total	20,042,112.54	Total Taxes Levied - ABSTRACT	13,868,623.75
Fire Protection	43,250.00	Prior Years Surplus Appropriated	1,897,596.78	Total Taxes Billed	13,906,107.70
Police Protection	1,542,378.00	REVENUES TOTAL	21,939,709.32	1989 TAXES COLLECTED	13,401,772.40
Civil Defense & Disaster Control	2,850.00	Reserve For Uncollected Taxes	200,000.00	1989 Taxes Cancelled, Abated or Adjusted	82,757.02
Environmental Inspection & Control	418,250.00	CAPITAL OUTLAY TOTAL	1,752,896.79	Transfer to Tax Title Liens or Foreclosed	
Other Public Safety		Public Enterprises	17,555.25	Balance Outstanding Dec. 31, 1989	421,578.28
PUBLIC WORKS		Recreation-Culture		PRIOR YEARS TAXES OUTSTANDING	
Streets and Drainage	323,330.00	Public Works	1,035,999.45	Balance January 1, 1989	277,050.29
Sewers and Sewage Processing	711,747.00	Buildings and Grounds	699,342.08	Collected in 1989	175,329.42
Garbage and Trash Disposal	114,000.00	Library and Education		Cancelled, Abated or Adjusted 1989	81,804.15
Public Buildings and Grounds	314,433.00	Conservation		Transfers to Tax Title Liens or Foreclosed	19,916.72
Other Public Works	55,800.00	All Other		Balance December 31, 1989	
HEALTH and WELFARE		CAPITAL DEBT AUTHORIZED, DECEMBER 31, 1989		TAX TITLE LIENS OUTSTANDING	
Health Services Except Environmental	32,658.00	ISSUED AND UNISSUED		Balance January 1, 1989	1,368.01
Welfare-Public Assistance	1,000.00	School		Transfer From Taxes	19,916.72
Hospital, Clinics, First Aid		Self-Liquidating	2,719,000	Redeemed in 1989	4,594.84
Animal, Insect, & Rodent Control		Other	10,292,497	Cancelled, Abated or Adjusted (1989)	
Other Welfare Services	9,963.00	Total	13,011,497	Transfers to Foreclosed Property	
RECREATION and CONSERVATION		ISSUED AND OUTSTANDING		Balance December 31, 1989	16,689.89
Beaches and Boardwalks		School		PROPERTY ACQUIRED BY DEED OR	
Parks, Playgrounds, Shade Trees		Self-Liquidating	2,719,000.00	FORECLOSURE	
Land Reclamation & Conservation		Other	3,490,157.00	Balance January 1, 1989	62,463.00
Other Recreational Services	141,306.10	Total	6,209,157.00	Transfers From Taxes or Liens	
EDUCATION (excluding schools)		EQUALIZED VALUATION BASIS		Sale for Cash (1989)	
Libraries		FOR NET DEBT COMPUTATION	651,854,138	Cancelled, Abated or Adjusted (1989)	
Other Educational Services		REAL PROPERTY VALUATIONS		Balance December 31, 1989	62,463.00
STATUTORY EXPENDITURES		Code Class # of Parcels % VAL'N ASSESSED VALUATION		CURRENT FINANCES DECEMBER 31, 1989	
Pensions & F. L. C. A.	500,194.29	1 Vacant Land 1414 4.44 19,451,750.00		ASSETS	
Employee Fringe Benefits	302,777.61	2 Residential 3734 07.47 295,617,000.00		Cash Dec. 31, 1989	12,609,472.87
Other Statutory Expenditures		3 Farm 03 .73 3,234,400.00		Taxes Receivable	421,578.28
CETA And Other Public Employment Programs		4a Commercial 121 24.52 107,444,350.00		Tax Title Liens	16,689.89
MUNICIPAL FUNCTIONS TOTAL	6,706,213.00	4b Industrial 20 2.93 12,409,900.00		Foreclosed Property	62,463.00
CAPITAL IMPROVEMENTS *MEMO*	740,833.00	4c Apartments 5357 433,157,400.00		Emergencies & Other Deferred Charges	143,680.00
DEBT SERVICE		Total		State and Federal Aid Receivable	151,000.00
Principal Payments	472,000.00	Land Area 15.15 Sq. Miles		Other Receivables	88,443.34
Interest Payments	252,530.09	Net Valuation Taxable-Municipal	439,857,978	Total	13,493,327.38
DEFERRED CHARGES	61,920.00	Net Valuation Taxable-County	736,123,043	LIABILITIES, RESERVES, AND SURPLUS	
SCHOOL, COUNTY, SPECIAL DISTRICT TAXES	12,983,305.68	State Equalized Valuation	819,221,680	Cash Liabilities	11,881,378.33
RESERVE FOR UNCOLLECTED TAXES	200,000.00	State Equalization Ratio	53.55	Reserves for Receivables	589,174.51
EXPENDITURES TOTAL	20,676,028.77			Surplus Dec. 31, 1989	1,022,774.54
				Total	13,493,327.38

*Includes County Health Service Taxes, County Vocational School Taxes, or County Open Space Tax. See Table 13.

1512
 Population 1980 11,443
 Population 1990 10,177
 S & P Rating
 Moody Rating A

General Tax Rate Per \$100. 1.30
 State Equalized Tax Rate 1.36

TOTOWA BOROUGH - PASSAIC COUNTY
 Form of Government:
 Borough Council
 Number of Members on Governing Body - 6

PER CAPITA:
 Gross Debt 1,151.72 PER CENT:
 Net Debt 939.39 Gross Debt 1.10
 Debt Service 112.01 Net Debt .90
 Total Tax Levy 1,586.51 Tax Levy Collected 96.03
 Municipal Expenditures 672.54 Tax Levy Cancelled, Abated or Adjusted 1.76

EXPENDITURES		REVENUES-REALIZED		1989 PROPERTY TAX	
GENERAL GOVERNMENT		REVENUES-REALIZED		STATE EQUALIZED TAX RATE	
Governing Body & Public Boards	15,724.00	1989 Property Taxes Collected	15,573,483.00	Local District School Taxes	.33 3,871,084.00
Municipal Clerk		1989 Payments in Lieu of Taxes		Regional & Consolidated School Tax	.26 3,110,253.25
Financial Administration	108,153.00	Delinquent Tax & Lien Collections	140,597.00	School Taxes in Municipal Budget	
Assessment of Taxes	93,417.00	Business Personalty Replacement Taxes	275,537.00	County Taxes	.45 5,324,615.04
Collection of Taxes	34,334.00	Taxes from Public Utilities	1,030,175.00	Local Municipal Purpose Taxes	.32 3,725,746.37
Planning, Housing & Development	25,219.00	Other Miscellaneous Tax Revenues		Veteran & Senior Citizen Taxes	
Human Resources	27,735.00	State Aid Revenues	209,201.00	Total Taxes for Rate Computation	1.36 16,219,098.66
Elections	4,340.00	Federal Aid Revenues		Special District Taxes	
General Administration (other)	513,390.00	State and Local Fiscal Assistance Act Utilized		Bank Corp. Taxes	
JUDICIARY		Sale of Acquired Property		Added and Omitted Taxes	114,259.00
Municipal Courts	77,711.00	Other Miscellaneous Revenues	2,013,167.00	Total Taxes Levied - ABSTRACT	16,145,957.66
PUBLIC SAFETY		Total	19,292,160.00	Total Taxes Billed	16,217,442.00
Fire Protection	142,325.00	Prior Years Surplus Appropriated	697,000.00	1989 TAXES COLLECTED	15,573,483.00
Police Protection	1,119,970.00	REVENUES TOTAL	19,989,160.00	1989 Taxes Cancelled, Abated or Adjusted	285,081.00
Civil Defense & Disaster Control	2,639.00	Reserve For Uncollected Taxes	397,434.00	Transfer to Tax Title Liens or Foreclosed	
Environmental Inspection & Control	61,142.00	CAPITAL OUTLAY TOTAL	1,006,694.00	Balance Outstanding Dec. 31, 1989	358,878.00
Other Public Safety		Public Enterprises		PRIOR YEARS TAXES OUTSTANDING	
PUBLIC WORKS		Recreation-Culture	2,050.00	Balance January 1, 1989	147,299.00
Streets and Drainage	403,425.00	Public Works	1,006,644.00	Collected in 1989	140,597.00
Sewers and Sewage Processing	1,221,919.00	Buildings and Grounds		Cancelled, Abated or Adjusted 1989	
Garbage and Trash Disposal	301,912.00	Library and Education		Transfers to Tax Title Liens or Foreclosed	
Public Buildings and Grounds	79,406.00	Conservation		Balance December 31, 1989	6,702.00
Other Public Works	35,500.00	All Other		TAX TITLE LIENS OUTSTANDING	
HEALTH and WELFARE		CAPITAL DEBT AUTHORIZED, DECEMBER 31, 1989		Balance January 1, 1989	
Health Services Except Environmental	47,805.00	ISSUED AND UNISSUED		Transfer From Taxes	
Welfare-Public Assistance	10,538.00	School	1,307,011	Redeemed in 1989	
Hospital, Clinics, First Aid		Self-Liquidating	603,197	Cancelled, Abated or Adjusted (1989)	
Animal, Insect, & Rodent Control		Other	9,310,894	Transfers to Foreclosed Property	
Other Welfare Services		Total	11,721,102	Balance December 31, 1989	
RECREATION and CONSERVATION		ISSUED AND OUTSTANDING		PROPERTY ACQUIRED BY DEED OR FORECLOSURE	
Beaches and Boardwalks		School	1,111,865.00	Balance January 1, 1989	72,900.00
Parks, Playgrounds, Shade Trees	37,530.00	Self-Liquidating	200,000.00	Transfers From Taxes or Liens	
Land Reclamation & Conservation	15,477.00	Other	7,775,000.00	Sale for Cash (1989)	
Other Recreational Services	15,596.00	Total	9,086,865.00	Cancelled, Abated or Adjusted (1989)	
EDUCATION (excluding schools)		EQUALIZED VALUATION BASIS		Balance December 31, 1989	72,900.00
Libraries	251,275.00	FOR NET DEBT COMPUTATION		CURRENT FINANCES DECEMBER 31, 1989	
Other Educational Services		REAL PROPERTY VALUATIONS		ASSETS	
STATUTORY EXPENDITURES		Code Class # of Parcels % VAL'N		Cash Dec. 31, 1989	5,439,976.00
Pensions & F. L. C. A.	304,122.00	1 Vacant Land 186 2.34		Taxes Receivable	365,580.00
Employee Fringe Benefits	251,244.00	2 Residential 3053 46.79		Tox Title Liens	
Other Statutory Expenditures	1,000.00	3 Farm 2 .05		Foreclosed Property	72,900.00
CETA And Other Public Employment Programs		4a Commercial 189 28.28		Emergencies & Other Deferred Charges	197,828.00
MUNICIPAL FUNCTIONS TOTAL	5,211,328.00	4b Industrial 67 22.55		State and Federal Aid Receivable	12,823.00
CAPITAL IMPROVEMENTS * MEMO *	100,000.00	4c Apartments		Other Receivables	413,011.00
DEBT SERVICE		Total	3497	Total	6,502,118.00
Principal Payments	535,000.00	Land Area	4.00 Sq. Miles	LIABILITIES, RESERVES, AND SURPLUS	
Interest Payments	604,888.00	Net Valuation Taxable-Municipal	1,181,162,600.00	Cash Liabilities	4,381,808.00
DEFERRED CHARGES		Net Valuation Taxable-County	1,184,394,308	Reserves for Receivables	851,491.00
SCHOOL, COUNTY, SPECIAL DISTRICT TAXES	95,255.00	State Equalized Valuation	1,170,392,002	Surplus Dec. 31, 1989	1,268,819.00
RESERVE FOR UNCOLLECTED TAXES	12,305,952.29	State Equalization Ratio	100.16	Total	6,502,118.00
EXPENDITURES TOTAL	19,150,357.29				

1111
 Population 1980 92,124
 Population 1990 88,675
 S & P Rating
 Moody Rating AAA

General Tax Rate Per \$100. 17.01
 State Equalized Tax Rate 2.94

TRENTON CITY - MERCER COUNTY
 Form of Government:
 Mayor-Council Plan C (OMCL 50)
 Number of Members on Governing Body - 7

PER CAPITA:
 Gross Debt 1,083.42
 Net Debt 256.07
 Debt Service 57.01
 Total Tax Levy 584.07
 Municipal Expenditures 919.31
 PER CENT:
 Gross Debt 6.66
 Net Debt 1.57
 Tax Levy Collected 82.13
 Tax Levy Cancelled, Abated or Adjusted .31

EXPENDITURES	REVENUES-REALIZED	1989 PROPERTY TAX	
GENERAL GOVERNMENT		STATE EQUALIZED TAX RATE	
Governing Body & Public Boards	378,868.00	Local District School Taxes	1.18
Municipal Clerk	296,761.00	Regional & Consolidated School Tax	
Financial Administration	550,262.00	School Taxes in Municipal Budget	.06
Assessment of Taxes	513,892.00	County Taxes	.47
Collection of Taxes		County Library Taxes	
Planning, Housing & Development	661,796.00	Local Municipal Purpose Taxes	1.23
Human Resources	5,994,605.00	Veteran & Senior Citizen Taxes	
Elections	47,050.00	Total Taxes for Rate Computation	2.94
General Administration (other)	5,313,000.00	Special District Taxes	
JUDICIARY		Bank Corp. Taxes	
Municipal Courts	1,130,537.00	Added and Omitted Taxes	
PUBLIC SAFETY		Total Taxes Levied - ABSTRACT	
Fire Protection	11,901,536.00	Total Taxes Billed	
Police Protection	13,563,392.00	1989 TAXES COLLECTED	
Civil Defense & Disaster Control		1989 Taxes Cancelled, Abated or Adjusted	
Environmental Inspection & Control	200,000.00	Transfer to Tax Title Liens or Foreclosed	
Other Public Safety	34,056.00	Balance Outstanding Dec. 31, 1989	
PUBLIC WORKS		PRIOR YEARS TAXES OUTSTANDING	
Streets and Drainage	2,317,629.00	Balance January 1, 1989	
Sewers and Sewage Processing		Collected in 1989	
Garbage and Trash Disposal	6,523,454.00	Cancelled, Abated or Adjusted 1989	
Public Buildings and Grounds	1,505,994.00	Transfers to Tax Title Liens or Foreclosed	
Other Public Works	282,034.00	Balance December 31, 1989	
HEALTH and WELFARE		TAX TITLE LIENS OUTSTANDING	
Health Services Except Environmental	2,480,035.00	Balance January 1, 1989	
Welfare-Public Assistance	1,002,000.00	Transfer From Taxes	
Hospital, Clinics, First Aid		Redeemed in 1989	
Animal, Insect, & Rodent Control	153,704.00	Cancelled, Abated or Adjusted (1989)	
Other Welfare Services	639,577.00	Transfers to Foreclosed Property	
RECREATION and CONSERVATION		Balance December 31, 1989	
Beaches and Boardwalks		PROPERTY ACQUIRED BY DEED OR FORECLOSURE	
Parks, Playgrounds, Shade Trees	103,100.00	Balance January 1, 1989	
Land Reclamation & Conservation	100,341.00	Transfers From Taxes or Liens	
Other Recreational Services	1,321,462.00	Sale for Cash (1989)	
EDUCATION (excluding schools)		Cancelled, Abated or Adjusted (1989)	
Libraries	1,693,599.00	Balance December 31, 1989	
Other Educational Services	70,752.00	CURRENT FINANCES DECEMBER 31, 1989	
STATUTORY EXPENDITURES		ASSETS	
Pensions & F. L. C. A.	6,766,042.00	Cash Dec. 31, 1989	
Employee Fringe Benefits	4,045,712.00	Taxes Receivable	
Other Statutory Expenditures	271,422.00	Tax Title Liens	
CETA And Other Public Employment Programs		Foreclosed Property	
MUNICIPAL FUNCTIONS TOTAL	69,877,822.00	Emergencies & Other Deferred Charges	
CAPITAL IMPROVEMENTS *MEMO*	115,000.00	State and Federal Aid Receivable	
DEBT SERVICE		Other Receivables	
Principal Payments	2,390,000.00	Total	
Interest Payments	2,665,129.00	LIABILITIES, RESERVES, AND SURPLUS	
TYPE I SCHL DEBT *MEMO	1,242,736.00	Cash Liabilities	
DEFERRED CHARGES	580,413.00	Reserves for Receivables	
SCHOOL, COUNTY, SPECIAL DISTRICT TAXES	29,699,092.27	Surplus Dec. 31, 1989	
RESERVE FOR UNCOLLECTED TAXES	6,005,290.00	Total	
EXPENDITURES TOTAL	111,213,746.27		
		REVENUES-REALIZED	
		1989 Property Taxes Collected	
		1989 Payments in Lieu of Taxes	
		Delinquent Tax & Lien Collections	
		Business Personality Replacement Taxes	
		Taxes from Public Utilities	
		Other Miscellaneous Tax Revenues	
		State Aid Revenues	
		Federal Aid Revenues	
		State and Local Fiscal Assistance Act Utilized	
		Sale of Acquired Property	
		Other Miscellaneous Revenues	
		Total	
		Prior Years Surplus Appropriated	
		REVENUES TOTAL	
		Reserve For Uncollected Taxes	
		CAPITAL OUTLAY TOTAL	
		Public Enterprises	
		Recreation-Culture	
		Public Works	
		Buildings and Grounds	
		Library and Education	
		Conservation	
		All Other	
		CAPITAL DEBT AUTHORIZED, DECEMBER 31, 1989	
		ISSUED AND UNISSUED	
		School	
		Self-Liquidating	
		Other	
		Total	
		GROSS DEBT	
		School	
		Self-Liquidating	
		Other	
		Total	
		NET DEBT	
		School	
		Self-Liquidating	
		Other	
		Total	
		EQUALIZED VALUATION BASIS FOR NET DEBT COMPUTATION	
		REAL PROPERTY VALUATIONS	
		Code Class # of Parcels % VAL'N	
		1 Vacant Land 1338 1.35	
		2 Residential 21170 00.30	
		3 Farm	
		4a Commercial 2494 27.80	
		4b Industrial 155 6.65	
		4c Apartments 156 3.35	
		Total 25313	
		Land Area 7.50 Sq. Miles	
		Net Valuation Taxable-Municipal	
		Net Valuation Taxable-County	
		State Equalized Valuation	
		State Equalization Ratio	
		ASSESSED VALUATION	
		5,371,625.00	
		175,694,030.00	
		80,924,920.00	
		19,352,930.00	
		9,756,660.00	
		291,100,165.00	

Population 1980 2,472
 Population 1990 3,043
 S & P Rating
 Moody Rating

General Tax Rate Per \$100. 1.92
 State Equalized Tax Rate 1.90

TUCKERTON BOROUGH - OCEAN COUNTY

Form of Government:

Borough Council

Number of Members on Governing Body - 6

PER CAPITA: PER CENT:
 Gross Debt 1,028.90 Gross Debt 2.24
 Net Debt 617.61 Net Debt 1.34
 Debt Service 40.59 Tax Levy Collected 91.21
 Total Tax Levy 1,111.61 Tax Levy Cancelled, Abated
 Municipal Expenditures 522.00 or Adjusted .79

EXPENDITURES		REVENUES-REALIZED		1989 PROPERTY TAX	
GENERAL GOVERNMENT		REVENUES-REALIZED		STATE EQUALIZED TAX RATE	
Governing Body & Public Boards		1989 Property Taxes Collected	3,090,457.21	Local District Schaal Taxes	.63
Municipal Clerk		1989 Payments in Lieu of Taxes		Regional & Consolidated Schaal Tax	.50
Financial Administration	33,650.00	Delinquent Tax & Lien Collections	197,178.39	Schaal Taxes in Municipal Budget	
Assessment of Taxes	3,455.00	Business Personalty Replacement Taxes	17,107.60	County Taxes	.34 *
Collection of Taxes	23,255.00	Taxes from Public Utilities	215,324.00	County Library Taxes	.02
Planning, Housing & Development	12,600.00	Other Miscellaneous Tax Revenues		Local Municipal Purpose Taxes	.41
Human Resources	33,536.50	State Aid Revenues	42,367.60	Veteran & Senior Citizen Taxes	
Elections	3,500.00	Federal Aid Revenues		Total Taxes far Rate Computation	1.90
General Administration (other)	176,843.00	State and Local Fiscal Assistance Act Utilized	2,446.37	Special District Taxes	
JUDICIARY		Sale of Acquired Property		Bank Corp. Taxes	
Municipal Courts	44,370.00	Other Miscellaneous Revenues	328,532.43	Added and Omitted Taxes	66,987.48
PUBLIC SAFETY		Total	3,923,464.15	Total Taxes Levied - ABSTRACT	3,388,179.64
Fire Protection	17,999.90	Prior Years Surplus Appropriated	296,495.36	Total Taxes Billed	3,338,320.48
Police Protection	251,500.37	REVENUES TOTAL	4,189,959.53	1989 TAXES COLLECTED	3,090,457.21
Civil Defense & Disaster Control	325.00	Reserve Far Uncollected Taxes	238,006.36	1989 Taxes Cancelled, Abated or Adjusted	26,842.89
Environmental Inspection & Control	26,795.00	CAPITAL OUTLAY TOTAL	343,843.41	Transfer to Tax Title Liens or Fareclosed	16,269.57
Other Public Safety		Public Enterprises		Balance Outstanding Dec. 31, 1989	252,750.31
PUBLIC WORKS		Recreation-Culture	292.96	PRIOR YEARS TAXES OUTSTANDING	
Streets and Drainage	82,551.22	Public Works	308,961.42	Balance January 1, 1989	173,340.47
Sewers and Sewage Processing	232,119.00	Buildings and Grounds	34,594.03	Collected in 1989	173,340.47
Garbage and Trash Disposal	34,700.00	Library and Education		Cancelled, Abated or Adjusted 1989	
Public Buildings and Grounds		Conservation		Transfers to Tax Title Liens or Fareclosed	
Other Public Works		All Other		Balance December 31, 1989	
HEALTH and WELFARE		CAPITAL DEBT AUTHORIZED, DECEMBER 31, 1989		TAX TITLE LIENS OUTSTANDING	
Health Services Except Environmental	4,795.00	ISSUED AND UNISSUED		Balance January 1, 1989	38,190.52
Welfare-Public Assistance	6,490.00	Schaal	1,225,605	Transfer From Taxes	18,269.57
Hospital, Clinics, First Aid		Self-Liquidating		Redeemed in 1989	23,337.92
Animal, Insect, & Rodent Control	10,610.00	Other	1,910,485	Cancelled, Abated or Adjusted (1989)	
Other Welfare Services		Total	3,136,090	Transfers to Fareclosed Property	
RECREATION and CONSERVATION		ISSUED AND OUTSTANDING		Balance December 31, 1989	32,622.17
Beaches and Boardwalks		School	1,225,605.80	PROPERTY ACQUIRED BY DEED OR FORECLOSURE	
Parks, Playgrounds, Shade Trees		Self-Liquidating		Balance January 1, 1989	621,450.00
Land Reclamation & Conservation	5,300.14	Other	865,925.00	Transfers From Taxes or Liens	
Other Recreational Services	13,550.00	Total	2,091,530.80	Sale far Cash (1989)	
EDUCATION (excluding schools)		EQUALIZED VALUATION BASIS FOR NET DEBT COMPUTATION		Cancelled, Abated or Adjusted (1989)	
Libraries	2,500.00	REAL PROPERTY VALUATIONS		Balance December 31, 1989	621,450.00
Other Educational Services		Code Class # of Parcels % VAL'N		CURRENT FINANCES DECEMBER 31, 1989	
STATUTORY EXPENDITURES				ASSETS	
Pensions & F. L. C. A.	65,738.16	1 Vacant Land 467 9.83	16,942,400.00	Cash Dec. 31, 1989	1,169,085.87
Employee Fringe Benefits	49,190.00	2 Residential 1410 76.93	132,351,800.00	Taxes Receivable	252,750.81
Other Statutory Expenditures		3 Farm		Tax Title Liens	32,622.17
CETA And Other Public Employment Programs		4a Commercial 36 9.58	16,507,700.00	Fareclosed Property	621,450.00
MUNICIPAL FUNCTIONS TOTAL	1,195,438.35	4b Industrial		Emergencies & Other Deferred Charges	64,671.00
CAPITAL IMPROVEMENTS *MEMO*	25,000.00	4c Apartments 2 3.75	6,465,600.00	State and Federal Aid Receivable	9,023.00
DEBT SERVICE		Total	172,267,500.00	Other Receivables	2,406.00
Principal Payments	92,400.00	Land Area 3.70 Sq. Miles		Total	2,152,008.85
Interest Payments	31,315.09	Net Valuation Taxable-Municipal	173,256,752	LIABILITIES, RESERVES, AND SURPLUS	
DEFERRED CHARGES	33,890.00	Net Valuation Taxable-County	149,610,081	Cash Liabilities	868,374.30
SCHOOL, COUNTY, SPECIAL DISTRICT TAXES	2,609,810.35	State Equalized Valuation	175,155,160	Reserves for Receivables	909,177.98
RESERVE FOR UNCOLLECTED TAXES	238,006.36	State Equalization Ratio	98.91	Surplus Dec. 31, 1989	374,456.57
EXPENDITURES TOTAL	4,200,860.15			Total	2,152,008.85

*Includes County Health Service Taxes, County Vocational Schaal Taxes, or County Open Space Tax. See Table 13.

0910
 Population 1980 55,593
 Population 1990 58,012
 S & P Rating A-
 Moody Rating AAA

General Tax Rate Per \$100. 13.24
 State Equalized Tax Rate 2.65

UNION CITY CITY - HUDSON COUNTY
 Form of Government:
 Commission (1911)
 Number of Members on Governing Body - 5

PER CAPITA: PER CENT:
 Gross Debt 245.05 Gross Debt 1.15
 Net Debt 188.77 Net Debt .89
 Debt Service 19.82 Tax Levy Collected 90.12
 Total Tax Levy 672.13 Tax Levy Cancelled, Abated
 Municipal Expenditures 673.24 or Adjusted .01

EXPENDITURES		REVENUES-REALIZED		1989 PROPERTY TAX	
GENERAL GOVERNMENT				STATE EQUALIZED TAX RATE	
Governing Body & Public Boards	39,000.00	1989 Property Taxes Collected	35,141,216.69	Local District School Taxes	10,661,774.00
Municipal Clerk	140,000.00	1989 Payments in Lieu of Taxes	404,621.41	Regional & Consolidated School Tax	
Financial Administration	5,401,059.00	Delinquent Tax & Lien Collections	2,509,844.13	School Taxes in Municipal Budget	
Assessment of Taxes	226,346.00	Business Personality Replacement Taxes	1,153,790.76	County Taxes	8,217,311.96 *
Collection of Taxes	197,519.00	Taxes from Public Utilities	1,587,433.00	County Library Taxes	
Planning, Housing & Development	112,900.00	Other Miscellaneous Tax Revenues	247.02	Local Municipal Purpose Taxes	20,054,943.43
Human Resources	2,344,850.76	State Aid Revenues	5,265,211.49	Veteran & Senior Citizen Taxes	122,550.00
Elections	17,030.00	Federal Aid Revenues		Total Taxes for Rate Computation	39,056,579.39
General Administration (other)	3,283,377.05	State and Local Fiscal Assistance Act Utilized		Special District Taxes	
JUDICIARY		Sale of Acquired Property		Bank Corp. Taxes	
Municipal Courts	854,220.00	Other Miscellaneous Revenues	5,208,694.78	Added and Omitted Taxes	57,653.64
PUBLIC SAFETY		Total	51,231,059.23	Total Taxes Levied - ABSTRACT	38,991,683.03
Fire Protection	726,855.00	Prior Years Surplus Appropriated	3,775,200.00	Total Taxes Billed	38,992,870.93
Police Protection	6,785,249.89	REVENUES TOTAL	55,056,259.23	1989 TAXES COLLECTED	35,141,216.69
Civil Defense & Disaster Control	8,713.00	Reserve For Uncollected Taxes	2,859,157.01	1989 Taxes Cancelled, Abated or Adjusted	1,972.34
Environmental Inspection & Control	406,019.00	CAPITAL OUTLAY TOTAL		Transfer to Tax Title Liens or Foreclosed	87,678.23
Other Public Safety		Public Enterprises		Balance Outstanding Dec. 31, 1989	3,762,003.67
PUBLIC WORKS		Recreation-Culture		PRIOR YEARS TAXES OUTSTANDING	
Streets and Drainage	2,920,404.50	Public Works	2,956,368.55	Balance January 1, 1989	2,601,930.67
Sewers and Sewage Processing	2,206,396.46	Buildings and Grounds		Collected in 1989	2,461,676.91
Garbage and Trash Disposal	1,047,000.00	Library and Education		Cancelled, Abated or Adjusted 1989	77,494.31
Public Buildings and Grounds	603,559.00	Conservation	2,356,368.55	Transfers to Tax Title Liens or Foreclosed	49,798.67
Other Public Works	146,340.00	All Other		Balance December 31, 1989	12,960.78
HEALTH and WELFARE		CAPITAL DEBT AUTHORIZED, DECEMBER 31, 1989		TAX TITLE LIENS OUTSTANDING	
Health Services Except Environmental	1,069,321.97	ISSUED AND UNISSUED		Balance January 1, 1989	249,118.25
Welfare-Public Assistance	15,000.00	School	3,265,000	Transfer From Taxes	148,100.67
Hospital, Clinics, First Aid		Self-Liquidating	10,951,000	Redeemed in 1989	48,167.22
Animal, Insect, & Rodent Control		Other	14,216,000	Cancelled, Abated or Adjusted (1989)	
Other Welfare Services		Total	14,216,000	Transfers to Foreclosed Property	190,993.55
RECREATION and CONSERVATION		ISSUED AND OUTSTANDING		Balance December 31, 1989	158,058.15
Beaches and Boardwalks		School	2,765,000.00	PROPERTY ACQUIRED BY DEED OR	
Parks, Playgrounds, Shade Trees	383,846.00	Self-Liquidating		FORECLOSURE	
Land Reclamation & Conservation		Other	6,666,000.00	Balance January 1, 1989	75,150.00
Other Recreational Services	226,934.00	Total	9,431,000.00	Transfers From Taxes or Liens	190,993.55
EDUCATION (excluding schools)		EQUALIZED VALUATION BASIS		Sale for Cash (1989)	
Libraries	560,000.00	FOR NET DEBT COMPUTATION	1,233,772.685	Cancelled, Abated or Adjusted (1989)	88,193.55
Other Educational Services		REAL PROPERTY VALUATIONS		Balance December 31, 1989	177,950.00
STATUTORY EXPENDITURES		Code Class # of Parcels % VAL'N		CURRENT FINANCES DECEMBER 31, 1989	
Pensions & F.L.C. A.	2,126,523.01	1 Vacant Land 238 1.27		ASSETS	
Employee Fringe Benefits	3,030,712.75	2 Residential 4142 40.93		Cash Dec. 31, 1989	4,104,179.49
Other Statutory Expenditures	105,000.00	3 Farm 1528 32.30		Taxes Receivable	3,774,964.45
CETA And Other Public Employment Programs		4a Commercial 150 4.21		Tax Title Liens	158,058.15
MUNICIPAL FUNCTIONS TOTAL	34,984,726.39	4c Apartments 695 21.22		Foreclosed Property	177,950.00
CAPITAL IMPROVEMENTS *MEMO*		Total 6753		Emergencies & Other Deferred Charges	25,200.00
DEBT SERVICE		Land Area 1.40 Sq. Miles		State and Federal Aid Receivable	23,754.65
Principal Payments	695,000.00	Net Valuation Taxable-Municipal	294,161,510	Other Receivables	275,746.10
Interest Payments	455,043.83	Net Valuation Taxable-County	1,314,228,870	Total	8,539,852.84
TYPE I SCHL DEBT *MEMO	258,806.00	State Equalized Valuation	1,450,070,473	LIABILITIES, RESERVES, AND SURPLUS	
DEFERRED CHARGES	62,041.55	State Equalization Ratio	20.00	Cash Liabilities	2,956,507.60
SCHOOL, COUNTY, SPECIAL DISTRICT TAXES	19,879,085.96			Reserves for Receivables	4,386,718.70
RESERVE FOR UNCOLLECTED TAXES	2,859,157.01			Surplus Dec. 31, 1989	1,196,626.54
EXPENDITURES TOTAL	57,935,054.74			Total	8,539,852.84

1025
 Population 1980 5,771
 Population 1990 5,075
 S & P Rating
 Moody Rating

General Tax Rate Per \$100. 1.15
 State Equalized Tax Rate 1.35

UNION TOWNSHIP - HUNTERDON COUNTY

Form of Government:

Township Committee

Number of Members on Governing Body - 3

PER CAPITA:
 Gross Debt 253.71
 Net Debt
 Debt Service
 Total Tax Levy 1,034.67
 Municipal Expenditures 313.03
 PER CENT:
 Gross Debt .42
 Net Debt
 Tax Levy Collected 87.30
 Tax Levy Cancelled, Abated or Adjusted 3.02

EXPENDITURES		REVENUES-REALIZED		1989 PROPERTY TAX	
GENERAL GOVERNMENT		1989 Property Taxes Collected		STATE EQUALIZED TAX RATE	
Governing Body & Public Boards			4,603,138.73	Local District School Taxes	.57
Municipal Clerk				Regional & Consolidated School Tax	.38
Financial Administration	37,230.54			School Taxes in Municipal Budget	
Assessment of Taxes	37,237.00			County Taxes	.32
Collection of Taxes	20,909.00			County Library Taxes	.02
Planning, Housing & Development	115,450.00			Local Municipal Purpose Taxes	.06
Human Resources				Veteran & Senior Citizen Taxes	
Elections	56,051.70			Total Taxes for Rate Computation	1.35
General Administration (other)	163,043.40			Special District Taxes	
JUDICIARY				Bank Corp. Taxes	
Municipal Courts	56,371.37			Added and Omitted Taxes	
PUBLIC SAFETY				Total Taxes Levied - ABSTRACT	235,541.73
Fire Protection	55,718.15			Total Taxes Billed	5,254,034.44
Police Protection	36,000.00			Total Taxes Collected	4,603,138.98
Civil Defense & Disaster Control	300.00			1989 Taxes Cancelled, Abated or Adjusted	159,293.96
Environmental Inspection & Control	74,010.00			Transfer to Tax Title Liens or Foreclosed	4,807.04
Other Public Safety				Balance Outstanding Dec. 31, 1989	505,515.23
PUBLIC WORKS				PRIOR YEARS TAXES OUTSTANDING	
Streets and Drainage	308,512.00			Balance January 1, 1989	297,631.20
Sewers and Sewage Processing	82,000.00			Collected in 1989	279,209.57
Garbage and Trash Disposal	24,000.00			Cancelled, Abated or Adjusted 1989	521.37
Public Buildings and Grounds	35,000.00			Transfers to Tax Title Liens or Foreclosed	
Other Public Works				Balance December 31, 1989	17,900.26
HEALTH and WELFARE				TAX TITLE LIENS OUTSTANDING	
Health Services Except Environmental	6,803.22			Balance January 1, 1989	25,422.82
Welfare-Public Assistance	3,840.00			Transfer From Taxes	4,807.04
Hospital, Clinics, First Aid				Redeemed in 1989	
Animal, Insect, & Rodent Control	125.00			Cancelled, Abated or Adjusted (1989)	
Other Welfare Services				Transfers to Foreclosed Property	
RECREATION and CONSERVATION				Balance December 31, 1989	30,229.86
Beaches and Boardwalks				PROPERTY ACQUIRED BY DEED OR FORECLOSURE	
Parks, Playgrounds, Shade Trees				Balance January 1, 1989	
Land Reclamation & Conservation	13,994.49			Transfers From Taxes or Liens	
Other Recreational Services	5,500.00			Sale for Cash (1989)	
EDUCATION (excluding schools)				Cancelled, Abated or Adjusted (1989)	
Libraries				Balance December 31, 1989	
Other Educational Services				CURRENT FINANCES DECEMBER 31, 1989	
STATUTORY EXPENDITURES				ASSETS	
Pensions & F.L.C.A.	43,500.00			Cash Dec. 31, 1989	2,183,791.92
Employee Fringe Benefits	23,000.00			Taxes Receivable	523,415.49
Other Statutory Expenditures	6,000.00			Tax Title Liens	30,229.86
CETA And Other Public Employment Programs				Foreclosed Property	
MUNICIPAL FUNCTIONS				Emergencies & Other Deferred Charges	29,400.00
CAPITAL IMPROVEMENTS				State and Federal Aid Receivable	152,000.00
DEBT SERVICE				Other Receivables	233.24
Principal Payments				Total	2,919,070.51
Interest Payments				LIABILITIES, RESERVES, AND SURPLUS	
DEFERRED CHARGES				Cash Liabilities	2,009,275.90
SCHOOL, COUNTY, SPECIAL DISTRICT TAXES	9,800.00			Reserves for Receivables	616,711.54
RESERVE FOR UNCOLLECTED TAXES	4,808,630.71			Surplus Dec. 31, 1989	293,083.07
EXPENDITURES	380,788.90			Total	2,919,070.51
TOTAL	6,423,865.48				

2019

UNION TOWNSHIP - UNION COUNTY

PER CAPITA:

PER CENT:

Population 1980 50,184
 Population 1990 50,024
 S & P Rating AA
 Moody Rating AA

General Tax Rate Per \$100. 6.41
 State Equalized Tax Rate 1.87

Form of Government:

Township Committee

Number of Members on Governing Body - 5

Gross Debt 431.63
 Net Debt 227.01
 Debt Service 36.73
 Total Tax Levy 1,330.04
 Municipal Expenditures 714.41
 Gross Debt .67
 Net Debt .35
 Tax Levy Collected 98.27
 Tax Levy Cancelled, Abated or Adjusted .04

EXPENDITURES		REVENUES-REALIZED		1989 PROPERTY TAX	
GENERAL GOVERNMENT		REVENUES-REALIZED		STATE EQUALIZED TAX RATE	
Governing Body & Public Boards		1989 Property Taxes Collected	55,429,073.53	Local District School Taxes	27,650,093.00
Municipal Clerk		1989 Payments in Lieu of Taxes	172,619.19	Regional & Consolidated School Tax	
Financial Administration	280,319.00	Delinquent Tax & Lien Collections	1,295,709.02	School Taxes in Municipal Budget	
Assessment of Taxes	131,609.00	Business Personalty Replacement Taxes	1,419,561.34	County Taxes	13,656,699.05
Collection of Taxes	174,926.00	Taxes from Public Utilities	4,005,649.00	County Library Taxes	
Planning, Housing & Development	115,715.00	Other Miscellaneous Tax Revenues		Local Municipal Purpose Taxes	24,801,136.02
Human Resources	119,169.31	State Aid Revenues	583,963.77	Veteran & Senior Citizen Taxes	703,950.00
Elections	165,859.00	Federal Aid Revenues		Total Taxes far Rate Computation	66,316,390.07
General Administration (other)	2,234,038.00	State and Local Fiscal Assistance Act Utilized		Special District Taxes	
JUDICIARY		Sale of Acquired Property		Bank Corp. Taxes	
Municipal Courts	259,093.00	Other Miscellaneous Revenues	3,714,738.63	Added and Omitted Taxes	425,999.38
PUBLIC SAFETY		Total	76,622,365.03	Total Taxes Levied - ABSTRACT	66,533,929.45
Fire Protection	5,164,672.00	Prior Years Surplus Appropriated	2,000,000.00	Total Taxes Billed	66,530,393.14
Police Protection	6,803,035.00	REVENUES TOTAL	78,622,365.03	1989 TAXES COLLECTED	65,429,073.53
Civil Defense & Disaster Control	12,241.00	Reserve For Uncollected Taxes	2,055,000.00	1989 Taxes Cancelled, Abated or Adjusted	24,031.06
Environmental Inspection & Control	215,573.00	CAPITAL OUTLAY TOTAL	3,979,183.11	Transfer to Tax Title Liens or Foreclosed	30,303.76
Other Public Safety		Public Enterprises		Balance Outstanding Dec. 31, 1989	1,096,679.19
PUBLIC WORKS		Recreation-Culture		PRIOR YEARS TAXES OUTSTANDING	
Streets and Drainage	846,459.00	Public Works	2,503,451.38	Balance January 1, 1989	1,251,937.34
Sewers and Sewage Processing		Buildings and Grounds	1,474,731.73	Collected in 1989	1,229,381.07
Garbage and Trash Disposal	6,103,900.00	Library and Education		Cancelled, Abated or Adjusted 1989	
Public Buildings and Grounds	180,500.00	Conservation		Transfers to Tax Title Liens or Foreclosed	21,468.59
Other Public Works	1,029,000.00	All Other		Balance December 31, 1989	1,137.69
HEALTH and WELFARE		CAPITAL DEBT AUTHORIZED, DECEMBER 31, 1989		TAX TITLE LIENS OUTSTANDING	
Health Services Except Environmental	341,408.00	ISSUED AND UNISSUED		Balance January 1, 1989	87,447.02
Welfare-Public Assistance	86,901.00	School	7,695,000.00	Transfer From Taxes	55,756.31
Hospital, Clinics, First Aid		Self-Liquidating	541,037	Redeemed in 1989	67,327.95
Animal, Insect, & Rodent Control	33,233.00	Other	13,355,738	Cancelled, Abated or Adjusted (1989)	
Other Welfare Services		Total	21,591,776	Transfers to Foreclosed Property	
RECREATION and CONSERVATION		ISSUED AND OUTSTANDING		Balance December 31, 1989	75,377.39
Beaches and Boardwalks		School	7,695,000.00	PROPERTY ACQUIRED BY DEED OR FORECLOSURE	
Parks, Playgrounds, Shade Trees	76,000.00	Self-Liquidating	499,000.00	Balance January 1, 1989	440,240.00
Land Reclamation & Conservation		Other	13,296,000.00	Transfers From Taxes or Liens	
Other Recreational Services	440,663.00	Total	21,490,000.00	Sale for Cash (1989)	
EDUCATION (excluding schools)		EQUALIZED VALUATION BASIS FOR NET DEBT COMPUTATION	3,027,912,172	Cancelled, Abated or Adjusted (1989)	
Libraries	1,040,346.00	REAL PROPERTY VALUATIONS		Balance December 31, 1989	440,240.00
Other Educational Services		Code Class # of Parcels % VAL'N		CURRENT FINANCES DECEMBER 31, 1989	
STATUTORY EXPENDITURES		1 Vacant Land 369 1.56		ASSETS	
Pensions & F. L. C. A.	2,537,525.00	2 Residential 15438 58.69		Cash Dec. 31, 1989	23,960,308.90
Employee Fringe Benefits	3,233,032.00	3 Farm 1		Taxes Receivable	1,097,316.88
Other Statutory Expenditures		4a Commercial 707 13.57		Tax Title Liens	75,377.38
CETA And Other Public Employment Programs		4b Industrial 258 14.34		Foreclosed Property	440,240.00
MUNICIPAL FUNCTIONS TOTAL	31,820,346.31	4c Apartments 47 1.25		Emergencies & Other Deferred Charges	
CAPITAL IMPROVEMENTS * MEMO *	50,000.00	Total 17320		State and Federal Aid Receivable	
DEBT SERVICE		Land Area 9.00 Sq. Miles		Other Receivables	262,406.21
Principal Payments	1,310,000.00	Net Valuation Taxable-Municipal	1,032,057,625	Total	25,937,151.37
Interest Payments	527,361.00	Net Valuation Taxable-County	3,407,225,993	LIABILITIES, RESERVES, AND SURPLUS	
DEFERRED CHARGES	25,000.00	State Equalized Valuation	3,511,180,196	Cash Liabilities	18,724,075.48
SCHOOL, COUNTY, SPECIAL DISTRICT TAXES	41,306,792.05	State Equalization Ratio	29.25	Reserves for Receivables	1,876,342.47
RESERVE FOR UNCOLLECTED TAXES	2,055,000.00	EXPENDITURES TOTAL	77,044,449.36	Surplus Dec. 31, 1989	5,236,733.42
EXPENDITURES TOTAL	77,044,449.36			Total	25,837,151.37

1350
 Population 1980 6,354
 Population 1990 5,156
 S & P Rating
 Moody Rating BAA1

General Tax Rate Per \$100 5.16
 State Equalized Tax Rate 1.85

UNION BEACH BORO. - MONMOUTH COUNTY
 Form of Government:
 Borough Council
 Number of Members on Governing Body - 6

PER CAPITA:
 Gross Debt 770.68
 Net Debt 424.96
 Debt Service 64.10
 Total Tax Levy 830.90
 Municipal Expenditures 635.15

PER CENT:
 Gross Debt 2.06
 Net Debt 1.13
 Tax Levy Collected 95.30
 Tax Levy Cancelled, Abated or Adjusted .03

EXPENDITURES		REVENUES-REALIZED		1989 PROPERTY TAX	
GENERAL GOVERNMENT		REVENUES-REALIZED		STATE EQUALIZED TAX RATE → .89	
Governing Body & Public Boards	41,996.82	1989 Property Taxes Collected	4,874,457.83	Local District School Taxes	2,465,313.00
Municipal Clerk		1989 Payments in Lieu of Taxes		Regional & Consolidated School Tax	
Financial Administration	53,603.35	Delinquent Tax & Lien Collections	203,672.87	School Taxes in Municipal Budget	
Assessment of Taxes	25,328.19	Business Personalty Replacement Taxes	85,819.48	County Taxes	960,178.47
Collection of Taxes	44,661.04	Taxes from Public Utilities	344,338.00	County Library Taxes	30,892.10
Planning, Housing & Development	17,020.00	Other Miscellaneous Tax Revenues		Local Municipal Purpose Taxes	1,638,000.00
Human Resources	23,935.44	State Aid Revenues	101,536.82	Veteran & Senior Citizen Taxes	89,100.00
Elections	2,200.00	Federal Aid Revenues		Total Taxes for Rate Computation	5,183,483.57
General Administration (other)	274,116.14	State and Local Fiscal Assistance Act Utilized		Special District Taxes	
JUDICIARY		Sale of Acquired Property		Bank Corp. Taxes	
Municipal Courts	59,703.53	Other Miscellaneous Revenues	1,533,267.67	Added and Omitted Taxes	20,613.61
PUBLIC SAFETY		Total	7,149,092.67	Total Taxes Levied - ABSTRACT	5,114,997.18
Fire Protection	142,231.69	Prior Years Surplus Appropriated	100,000.00	Total Taxes Billed	5,114,997.18
Police Protection	721,747.93	REVENUES TOTAL	7,249,092.67	1989 TAXES COLLECTED	4,874,457.83
Civil Defense & Disaster Control	5,000.00	Reserve For Uncollected Taxes	242,616.62	1989 Taxes Cancelled, Abated or Adjusted	1,392.38
Environmental Inspection & Control	24,203.80	CAPITAL OUTLAY TOTAL	376,024.17	Transfer to Tax Title Liens or Foreclosed	
Other Public Safety		Public Enterprises		Balance Outstanding Dec. 31, 1989	239,146.97
PUBLIC WORKS		Recreation-Culture		PRIOR YEARS TAXES OUTSTANDING	
Streets and Drainage	287,911.80	Public Works	325,235.92	Balance January 1, 1989	214,003.28
Sewers and Sewage Processing	623,311.71	Buildings and Grounds	50,788.25	Collected in 1989	184,442.38
Garbage and Trash Disposal	482,450.76	Library and Education		Cancelled, Abated or Adjusted 1989	
Public Buildings and Grounds	66,397.00	Conservation		Transfers to Tax Title Liens or Foreclosed	
Other Public Works	5,000.00	All Other		Balance December 31, 1989	29,560.90
HEALTH and WELFARE		CAPITAL DEBT AUTHORIZED, DECEMBER 31, 1989		TAX TITLE LIENS OUTSTANDING	
Health Services Except Environmental	46,294.71	ISSUED AND UNISSUED		Balance January 1, 1989	27,395.84
Welfare-Public Assistance	3,830.00	School		Transfer From Taxes	
Hospital, Clinics, First Aid		Self-Liquidating	2,128,250	Redeemed in 1989	19,230.49
Animal, Insect, & Rodent Control	500.00	Other	2,616,050	Cancelled, Abated or Adjusted (1989)	
Other Welfare Services		Total	4,744,300	Transfers to Foreclosed Property	
RECREATION and CONSERVATION		ISSUED AND OUTSTANDING		Balance December 31, 1989	8,665.35
Beaches and Boardwalks		School		PROPERTY ACQUIRED BY DEED OR FORECLOSURE	
Parks, Playgrounds, Shade Trees		Self-Liquidating	1,901,950.00	Balance January 1, 1989	472,850.00
Land Reclamation & Conservation		Other	1,762,200.00	Transfers From Taxes or Liens	
Other Recreational Services	30,700.00	Total	3,664,150.00	Sale for Cash (1989)	74,482.55
EDUCATION (excluding schools)		EQUALIZED VALUATION BASIS FOR NET DEBT COMPUTATION		Cancelled, Abated or Adjusted (1989)	
Libraries	18,000.00	REAL PROPERTY VALUATIONS		Balance December 31, 1989	398,367.45
Other Educational Services	300.00	Code Class # of Parcels % VAL'N		CURRENT FINANCES DECEMBER 31, 1989	
STATUTORY EXPENDITURES				ASSETS	
Pensions & F.L.C.A.	150,545.08	1 Vacant Land 229 4.27	4,209,700.00	Cash Dec. 31, 1989	617,944.45
Employee Fringe Benefits	91,200.00	2 Residential 1992 74.52	73,390,000.00	Taxes Receivable	268,707.87
Other Statutory Expenditures		3 Farm		Tax Title Liens	8,665.35
CETA And Other Public Employment Programs		4a Commercial 42 4.26	4,193,450.00	Foreclosed Property	398,367.45
MUNICIPAL FUNCTIONS TOTAL	3,252,278.99	4b Industrial 8 16.94	16,684,750.00	Emergencies & Other Deferred Charges	145,061.17
CAPITAL IMPROVEMENTS *MEMO*	20,000.00	4c Apartments		State and Federal Aid Receivable	1,619.11
DEBT SERVICE		Total	98,477,900.00	Other Receivables	248,084.50
Principal Payments	270,000.00	Land Area 1.80 Sq. Miles		Total	1,688,449.90
Interest Payments	124,606.90	Net Valuation Taxable-Municipal	98,701,433	LIABILITIES, RESERVES, AND SURPLUS	
DEFERRED CHARGES	20,472.80	Net Valuation Taxable-County	228,968,288	Cash Liabilities	477,408.79
SCHOOL COUNTY, SPECIAL DISTRICT TAXES	3,456,383.57	State Equalized Valuation	275,301,466	Reserves for Receivables	923,825.17
RESERVE FOR UNCOLLECTED TAXES	242,616.62	State Equalization Ratio	35.80	Surplus Dec. 31, 1989	287,215.94
EXPENDITURES TOTAL	7,366,358.88			Total	1,688,449.90

Population 1980 6,713
 Population 1990 10,681
 S & P Rating
 Moody Rating

General Tax Rate Per \$100. 1.45
 State Equalized Tax Rate 1.01

UPPER TOWNSHIP - CAPE MAY COUNTY
 Form of Government:
 Township Committee
 Number of Members on Governing Body - 3

PER CAPITA:
 Gross Debt 846.08
 Net Debt
 Debt Service
 Total Tax Levy 641.84
 Municipal Expenditures 662.58

PER CENT:
 Gross Debt 1.78
 Net Debt
 Tax Levy Collected 94.37
 Tax Levy Cancelled, Abated or Adjusted .11

EXPENDITURES		REVENUES-REALIZED		1989 PROPERTY TAX	
GENERAL GOVERNMENT		REVENUES-REALIZED		STATE EQUALIZED TAX RATE	
Governing Body & Public Boards		1989 Property Taxes Collected	6,469,186.69	Local District School Taxes	.61 3,789,644.00
Municipal Clerk		1989 Payments in Lieu of Taxes		Regional & Consolidated School Tax	
Financial Administration	60,872.08	Delinquent Tax & Lien Collections	313,676.53	School Taxes in Municipal Budget	
Assessment of Taxes	234,703.00	Business Personality Replacement Taxes	9,436.44	County Taxes	.38 2,364,600.80
Collection of Taxes	91,359.00	Taxes from Public Utilities	4,992,595.00	County Library Taxes	.02 116,082.36
Planning, Housing & Development	46,500.00	Other Miscellaneous Tax Revenues		Local Municipal Purpose Taxes	
Human Resources	35,159.50	State Aid Revenues	35,169.50	Veteran & Senior Citizen Taxes	
Elections		Federal Aid Revenues		Total Taxes for Rate Computation	1.01 6,349,877.16
General Administration (other)	590,659.43	State and Local Fiscal Assistance Act Utilized		Special District Taxes	
JUDICIARY		Sole of Acquired Property		Bank Corp. Taxes	
Municipal Courts	107,659.00	Other Miscellaneous Revenues	974,406.14	Added and Omitted Taxes	
PUBLIC SAFETY		Total	12,794,530.30	Total Taxes Levied - ABSTRACT	
Fire Protection	47,000.00	Prior Years Surplus Appropriated	2,516,046.69	Total Taxes Billed	
Police Protection	149,006.00	REVENUES TOTAL	15,310,576.99	1989 TAXES COLLECTED	
Civil Defense & Disaster Control	45,630.00	Reserve For Uncollected Taxes	718,123.05	1989 Taxes Cancelled, Abated or Adjusted	7,510.27
Environmental Inspection & Control	101,458.00	CAPITAL OUTLAY TOTAL	13,229.12	Transfer to Tax Title Liens or Foreclosed	8,237.22
Other Public Safety		PUBLIC ENTERPRISES		Balance Outstanding Dec. 31, 1989	370,005.42
PUBLIC WORKS		Recreation-Culture	13,229.12	PRIOR YEARS TAXES OUTSTANDING	
Streets and Drainage	702,573.21	Public Works		Balance January 1, 1989	331,464.09
Sewers and Sewage Processing		Buildings and Grounds		Collected in 1989	313,668.91
Garbage and Trash Disposal	493,539.69	Library and Education		Cancelled, Abated or Adjusted 1989	
Public Buildings and Grounds	151,000.00	Conservation		Transfers to Tax Title Liens or Foreclosed	5,051.44
Other Public Works	5,000.00	All Other		Balance December 31, 1989	12,743.74
HEALTH and WELFARE		CAPITAL DEBT AUTHORIZED, DECEMBER 31, 1989		TAX TITLE LIENS OUTSTANDING	
Health Services Except Environmental	350.00	ISSUED AND UNISSUED		Balance January 1, 1989	10,796.46
Welfare-Public Assistance	7,000.00	School	9,037,000.00	Transfer From Taxes	14,539.17
Hospital, Clinics, First Aid		Self-Liquidating		Redeemed in 1989	7.62
Animal, Insect, & Rodent Control	77,135.00	Other		Cancelled, Abated or Adjusted (1989)	
Other Welfare Services		Total	9,037,000.00	Transfers to Foreclosed Property	
RECREATION and CONSERVATION		ISSUED AND OUTSTANDING		Balance December 31, 1989	25,328.01
Beaches and Boardwalks	87,175.00	School	9,037,000.00	PROPERTY ACQUIRED BY DEED OR FORECLOSURE	
Parks, Playgrounds, Shade Trees		Self-Liquidating		Balance January 1, 1989	1,728,254.00
Land Reclamation & Conservation	164,365.61	Other		Transfers From Taxes or Liens	
Other Recreational Services	312,000.00	Total	9,037,000.00	Sale for Cash (1989)	
EDUCATION (excluding schools)		EQUALIZED VALUATION BASIS FOR NET DEBT COMPUTATION	508,271,497	Cancelled, Abated or Adjusted (1989)	
Libraries		REAL PROPERTY VALUATIONS		Balance December 31, 1989	1,728,254.00
Other Educational Services	2,407,000.00	Code Class # of Parcels % VAL'N ASSESSED VALUATION		CURRENT FINANCES DECEMBER 31, 1989	
STATUTORY EXPENDITURES		1 Vacant Land 3318 12.22 51,571,950.00		ASSETS	
Pensions & F. L. C. A.	171,500.00	2 Residential 3670 74.34 315,849,900.00		Cash Dec. 31, 1989	6,392,213.54
Employee Fringe Benefits	218,000.00	3 Farm 93 .55 2,746,200.00		Taxes Receivable	382,749.16
Other Statutory Expenditures		4a Commercial 221 10.55 44,507,200.00		Tax Title Liens	25,328.01
CETA And Other Public Employment Programs		4b Industrial 1 1.73 7,314,800.00		Foreclosed Property	1,728,254.00
MUNICIPAL FUNCTIONS TOTAL	6,354,304.57	4c Apartments		Emergencies & Other Deferred Charges	
CAPITAL IMPROVEMENTS *MEMO*		Total 7303	422,050,050.00	State and Federal Aid Receivable	5,954.09
DEBT SERVICE		Total Land Area 63.70 Sq. Miles		Other Receivables	83,346.70
Principal Payments		Net Valuation Taxable-Municipal	431,789,357	Total	8,617,845.50
Interest Payments		Net Valuation Taxable-County	552,608,165	LIABILITIES, RESERVES, AND SURPLUS	
DEFERRED CHARGES		State Equalized Valuation	613,098,921	Cash Liabilities	3,741,126.18
SCHOOL, COUNTY, SPECIAL DISTRICT TAXES	6,623,993.85	State Equalization Ratio	69.95	Reserves for Receivables	2,219,677.87
RESERVE FOR UNCOLLECTED TAXES	718,123.05			Surplus Dec. 31, 1989	2,657,041.45
EXPENDITURES TOTAL	13,700,936.48			Total	8,617,845.50

0613
 Population 1980 5,310
 Population 1990 5,927
 S & P Rating
 Moody Rating

General Tax Rate Per \$100. 2.30
 State Equalized Tax Rate 2.00

UPPER DEERFIELD TWP. - CUMB. CO.

Form of Government:
 Township Committee

Number of Members on Governing Body - 5

PER CAPITA:
 Gross Debt 626.73
 Net Debt 110.60
 Debt Service 7.68
 Total Tax Levy 692.93
 Municipal Expenditures 311.49
 PER CENT:
 Gross Debt 2.13
 Net Debt .38
 Tax Levy Collected 91.48
 Tax Levy Cancelled, Abated or Adjusted .05

EXPENDITURES		REVENUES-REALIZED		1989 PROPERTY TAX	
GENERAL GOVERNMENT		REVENUES-REALIZED		STATE EQUALIZED TAX RATE	
Governing Body & Public Boards	77,647.00	1989 Property Taxes Collected	4,391,186.95	Local District School Taxes	.56
Municipal Clerk		1989 Payments in Lieu of Taxes		Regional & Consolidated School Tax	.43
Financial Administration	39,559.15	Delinquent Tax & Lien Collections	340,960.42	School Taxes in Municipal Budget	
Assessment of Taxes	29,509.92	Business Personalty Replacement Taxes	109,659.16	County Taxes	1.08 *
Collection of Taxes	43,223.35	Taxes from Public Utilities	1,097,664.00	County Library Taxes	
Planning, Housing & Development	77,340.41	Other Miscellaneous Tax Revenues		Local Municipal Purpose Taxes	
Human Resources	8,522.81	State Aid Revenues	73,095.33	Veteran & Senior Citizen Taxes	
Elections		Federal Aid Revenues		Total Taxes for Rate Computation	2.07
General Administration (other)	291,229.09	State and Local Fiscal Assistance Act Utilized		Special District Taxes	
JUDICIARY		State and Local Fiscal Assistance Act Utilized		Bank Corp. Taxes	
Municipal Courts	63,635.76	Sole of Acquired Property		Added and Omitted Taxes	
PUBLIC SAFETY		Other Miscellaneous Revenues	755,961.99	Total Taxes Levied - ABSTRACT	4,799,915.28
Fire Protection	55,024.59	Total	6,769,527.70	Total Taxes Billed	4,799,915.28
Police Protection	45,000.00	Prior Years Surplus Appropriated	969,603.60	1989 TAXES COLLECTED	4,391,186.85
Civil Defense & Disaster Control	2,530.00	REVENUES TOTAL	7,738,131.30	1989 Taxes Cancelled, Abated or Adjusted	2,456.94
Environmental Inspection & Control	62,309.75	Reserve For Uncollected Taxes	318,500.00	Transfer to Tax Title Liens or Foreclosed	11,544.47
Other Public Safety		CAPITAL OUTLAY TOTAL	170,196.75	Balance Outstanding Dec. 31, 1989	394,727.02
PUBLIC WORKS				PRIOR YEARS TAXES OUTSTANDING	
Streets and Drainage	323,337.13	Public Enterprises		Balance January 1, 1989	334,874.88
Sewers and Sewage Processing	143,744.00	Recreation-Culture		Collected in 1989	330,560.42
Garbage and Trash Disposal	12,000.00	Public Works	225.00	Cancelled, Abated or Adjusted 1989	
Public Buildings and Grounds	117,936.65	Buildings and Grounds	169,971.75	Transfers to Tax Title Liens or Foreclosed	340.98
Other Public Works		Library and Education		Balance December 31, 1989	3,973.48
HEALTH and WELFARE		Conservation		TAX TITLE LIENS OUTSTANDING	
Health Services Except Environmental	1,742.90	All Other		Balance January 1, 1989	28,581.89
Welfare-Public Assistance	3,432.47	CAPITAL DEBT AUTHORIZED, DECEMBER 31, 1989		Transfer From Taxes	11,978.80
Hospital, Clinics, First Aid	4,000.00	ISSUED AND UNISSUED		Redeemed in 1989	10,400.00
Animal, Insect, & Rodent Control	13,511.46	School	3,575,249	Cancelled, Abated or Adjusted (1989)	
Other Welfare Services		Self-Liquidating		Transfers to Foreclosed Property	
RECREATION and CONSERVATION		Other	766,128	Balance December 31, 1989	30,160.69
Beaches and Boardwalks		Total	4,341,378	PROPERTY ACQUIRED BY DEED OR FORECLOSURE	
Parks, Playgrounds, Shade Trees		ISSUED AND OUTSTANDING		Balance January 1, 1989	45,500.00
Land Reclamation & Conservation		School		Transfers From Taxes or Liens	
Other Recreational Services	39,946.70	Self-Liquidating		Sale for Cash (1989)	
EDUCATION (excluding schools)		Other		Cancelled, Abated or Adjusted (1989)	
Libraries		Total	4,236,766.90	Balance December 31, 1989	45,500.00
Other Educational Services	134,659.00	EQUALIZED VALUATION BASIS FOR NET DEBT COMPUTATION	204,032,998	CURRENT FINANCES DECEMBER 31, 1989	
STATUTORY EXPENDITURES		REAL PROPERTY VALUATIONS		ASSETS	
Pensions & F. L. C. A.	68,452.31	Code Class # of Parcels % VAL'N		Cosh Dec. 31, 1989	3,807,047.57
Employee Fringe Benefits	111,681.89	1 Vacant Land 513 3.52	5,872,700.00	Taxes Receivable	398,700.50
Other Statutory Expenditures	4,500.00	2 Residential 2000 64.44	107,449,300.00	Tax Title Liens	30,160.69
CETA And Other Public Employment Programs		3 Farm 531 7.73	12,889,300.00	Foreclosed Property	45,500.00
MUNICIPAL FUNCTIONS TOTAL	1,785,236.44	4a Commercial 100 14.31	23,861,500.00	Emergencies & Other Deferred Charges	1,811.84
CAPITAL IMPROVEMENTS * MEMO *		4b Industrial 6 7.36	12,267,100.00	State and Federal Aid Receivable	28,000.00
DEBT SERVICE		4c Apartments 7 2.64	4,407,700.00	Other Receivables	112,095.28
Principal Payments	53,169.02	Total	166,747,600.00	Total	4,423,315.88
Interest Payments				LIABILITIES, RESERVES, AND SURPLUS	
DEFERRED CHARGES	748.79	Land Area 31.75 Sq. Miles		Cash Liabilities	688,295.28
SCHOOL, COUNTY, SPECIAL DISTRICT TAXES	4,707,746.98	Net Valuation Taxable-Municipal	168,388,662	Reserves for Receivables	586,456.47
RESERVE FOR UNCOLLECTED TAXES	318,500.00	Net Valuation Taxable-County	214,209,590	Surplus Dec. 31, 1989	3,148,564.13
EXPENDITURES TOTAL	6,865,451.23	State Equalized Valuation	226,277,462	Total	4,423,315.88
		State Equalization Ratio	74.23		

1351

Population 1980 2,750
 Population 1990 3,277
 S & P Rating
 Moody Rating

General Tax Rate Per \$100. 4.00
 State Equalized Tax Rate 1.51

UPPER FREEHOLD TWP. - MON. COUNTY
 Form of Government:
 Township Committee
 Number of Members on Governing Body - 3

PER CAPITA: Gross Debt 180.00 PER CENT: Gross Debt .28
 Net Debt Net Debt
 Debt Service Tax Levy Collected 93.16
 Total Tax Levy 1,338.34 Tax Levy Cancelled, Abated
 Municipal Expenditures 521.66 or Adjusted .02

EXPENDITURES		REVENUES-REALIZED			1989 PROPERTY TAX	
GENERAL GOVERNMENT					STATE EQUALIZED TAX RATE →	
Governing Body & Public Boards		1989 Property Taxes Collected 4,086,403.49			Local District School Taxes	
Municipal Clerk		1989 Payments in Lieu of Taxes			Regional & Consolidated School Tax .99 2,693,003.32	
Financial Administration 27,575.00		Delinquent Tax & Lien Collections 177,764.05			School Taxes in Municipal Budget	
Assessment of Taxes 44,100.00		Business Personalty Replacement Taxes 61,730.16			County Taxes .35 949,916.94	
Collection of Taxes 32,400.00		Taxes from Public Utilities 275,099.00			County Library Taxes .01 30,562.41	
Planning, Housing & Development 45,050.00		Other Miscellaneous Tax Revenues			Local Municipal Purpose Taxes .17 463,000.00	
Human Resources 315.00		State Aid Revenues 17,900.28			Veteran & Senior Citizen Taxes 24,450.00	
Elections 850.00		Federal Aid Revenues			Total Taxes for Rate Computation 1.52 4,161,532.07	
General Administration (other) 400,764.77		State and Local Fiscal Assistance Act Utilized 4.70			Special District Taxes	
JUDICIARY		Sale of Acquired Property			Bank Corp. Taxes	
Municipal Courts 64,000.00		Other Miscellaneous Revenues 412,464.26			Added and Omitted Taxes 248,641.55	
PUBLIC SAFETY		Total 5,031,265.94			Total Taxes Levied - ABSTRACT 4,385,724.22	
Fire Protection 56,506.01		Prior Years Surplus Appropriated 500,000.00			Total Taxes Billed 4,386,361.00	
Police Protection 22,879.13		REVENUES TOTAL 5,531,265.94			1989 TAXES COLLECTED 4,086,403.49	
Civil Defense & Disaster Control 5,000.00		Reserve For Uncollected Taxes 303,610.83			1989 Taxes Cancelled, Abated or Adjusted 700.18	
Environmental Inspection & Control 80,600.00		CAPITAL OUTLAY TOTAL 14,945.75			Transfer to Tax Title Liens or Foreclosed	
Other Public Safety					Balance Outstanding Dec. 31, 1989 299,257.33	
PUBLIC WORKS		Public Enterprises			PRIOR YEARS TAXES OUTSTANDING	
Streets and Drainage 287,836.00		Recreation—Culture			Balance January 1, 1989 190,134.38	
Sewers and Sewage Processing 26,500.00		Public Works 14,945.75			Collected in 1989 176,738.42	
Garbage and Trash Disposal		Buildings and Grounds			Cancelled, Abated or Adjusted 1989 594.33	
Public Buildings and Grounds 46,300.00		Library and Education			Transfers to Tax Title Liens or Foreclosed	
Other Public Works 5,000.00		Conservation			Balance December 31, 1989 12,851.63	
HEALTH and WELFARE		All Other			TAX TITLE LIENS OUTSTANDING	
Health Services Except Environmental 37,950.00		CAPITAL DEBT AUTHORIZED, DECEMBER 31, 1989			Balance January 1, 1989 1,025.63	
Welfare-Public Assistance 15,630.00		ISSUED AND UNISSUED GROSS DEBT NET DEBT			Transfer From Taxes	
Hospital, Clinics, First Aid		School 589,363			Redeemed in 1989 1,025.63	
Animal, Insect, & Rodent Control 21,000.00		Self-Liquidating			Cancelled, Abated or Adjusted (1989)	
Other Welfare Services		Other			Transfers to Foreclosed Property	
RECREATION and CONSERVATION		Total 589,363			Balance December 31, 1989 12,851.63	
Beaches and Boardwalks		ISSUED AND OUTSTANDING			TAX TITLE LIENS OUTSTANDING	
Parks, Playgrounds, Shade Trees		School 589,803.54			Balance January 1, 1989 11,000.00	
Land Reclamation & Conservation 500.00		Self-Liquidating			Transfers From Taxes or Liens	
Other Recreational Services 6,600.00		Other			Sale for Cash (1989)	
EDUCATION (excluding schools)		Total 589,803.54			Cancelled, Abated or Adjusted (1989)	
Libraries 4,239.00		EQUALIZED VALUATION BASIS FOR NET DEBT COMPUTATION 212,734,853			Balance December 31, 1989 11,600.00	
Other Educational Services 6,300.00		REAL PROPERTY VALUATIONS			CURRENT FINANCES DECEMBER 31, 1989	
STATUTORY EXPENDITURES		Code Class # of Parcels % VAL'N ASSESSED VALUATION			ASSETS	
Pensions & F. L. C. A. 49,959.00		1 Vacant Land 210 3.94 4,037,930.00			Cash Dec. 31, 1989 1,031,350.98	
Employee Fringe Benefits 35,772.41		2 Residential 757 50.17 51,339,320.00			Taxes Receivable 312,108.96	
Other Statutory Expenditures		3 Farm 820 37.66 33,580,565.00			Tax Title Liens	
CETA And Other Public Employment Programs 1,320,726.37		4a Commercial 56 6.51 6,663,700.00			Foreclosed Property 11,000.00	
MUNICIPAL FUNCTIONS TOTAL 1,320,726.37		4b Industrial 15 1.47 1,502,800.00			Emergencies & Other Deferred Charges 174,434.50	
CAPITAL IMPROVEMENTS * MEMO *		4c Apartments 4 .25 200,200.00			State and Federal Aid Receivable	
DEBT SERVICE		Total 1862 102,434,515.00			Other Receivables 142,094.69	
Principal Payments		Land Area 47.45 Sq. Miles			Total 1,722,179.13	
Interest Payments		Net Valuation Taxable-Municipal 103,417,110			LIABILITIES, RESERVES, AND SURPLUS	
DEFERRED CHARGES 80,151.76		Net Valuation Taxable-County 226,517,704			Cash Liabilities 394,745.69	
SCHOOL, COUNTY, SPECIAL DISTRICT TAXES 3,674,022.67		State Equalized Valuation 271,680,916			Reserves for Receivables 460,393.05	
RESERVE FOR UNCOLLECTED TAXES 303,610.83		State Equalization Ratio 37.34			Surplus Dec. 31, 1989 861,036.79	
EXPENDITURES TOTAL 5,383,571.63					Total 1,722,179.13	

*Includes County Health Service Taxes, County Vocational School Taxes, or County Open Space Tax. See Table 13.

1714
 Population 1980 3,139
 Population 1990 3,140
 S & P Rating
 Moody Rating

General Tax Rate Per \$100. 1.31
 State Equalized Tax Rate 1.80

UPPER PITTSBURGH TWP. - SALEM CO.

Form of Government:
 Township Committee

Number of Members on Governing Body - 3

PER CAPITA:
 Gross Debt 12.10
 Net Debt
 Debt Service
 Total Tax Levy 630.50
 Municipal Expenditures 307.21
 PER CENT:
 Gross Debt .04
 Net Debt
 Tax Levy Collected 91.52
 Tax Levy Cancelled, Abated or Adjusted 1.13

EXPENDITURES	REVENUES-REALIZED	1989 PROPERTY TAX
GENERAL GOVERNMENT		STATE EQUALIZED TAX RATE
Governing Body & Public Boards		Local District School Taxes 1.01 1,071,830.00
Municipal Clerk		Regional & Consolidated School Tax
Financial Administration 14,525.00	1989 Property Taxes Collected 1,311,363.14	School Taxes in Municipal Budget
Assessment of Taxes 15,000.00	1989 Payments in Lieu of Taxes	County Taxes .79 842,412.50
Collection of Taxes 23,200.00	Delinquent Tax & Lien Collections 136,155.23	County Library Taxes
Planning, Housing & Development 25,700.00	Business Personalty Replacement Taxes 52,123.88	Local Municipal Purpose Taxes
Human Resources 12,200.00	Taxes from Public Utilities 331,610.00	Veteran & Senior Citizen Taxes 30,700.00
Elections	Other Miscellaneous Tax Revenues	Total Taxes for Rate Computation 1.80 1,944,942.50
General Administration (other) 115,100.00	State Aid Revenues 16,087.55	Special District Taxes
JUDICIARY	Federal Aid Revenues	Bank Corp. Taxes
Municipal Courts 34,100.00	State and Local Fiscal Assistance Act Utilized	Added and Omitted Taxes 65,539.81
PUBLIC SAFETY	Sale of Acquired Property	Total Taxes Levied - ABSTRACT 1,979,782.31
Fire Protection 50,906.52	Other Miscellaneous Revenues 373,653.24	Total Taxes Billed 1,979,782.31
Police Protection 5,000.00	Total 2,726,498.04	1989 TAXES COLLECTED 1,811,868.14
Civil Defense & Disaster Control 3,575.00	Prior Years Surplus Appropriated 696,839.12	1989 Taxes Cancelled, Abated or Adjusted 22,448.34
Environmental Inspection & Control 11,300.00	REVENUES TOTAL 3,423,337.16	Transfer to Tax Title Liens or Foreclosed 148.42
Other Public Safety	Reserve For Uncollected Taxes 135,000.00	Balance Outstanding Dec. 31, 1989 145,317.41
PUBLIC WORKS	CAPITAL OUTLAY TOTAL	PRIOR YEARS TAXES OUTSTANDING
Streets and Drainage 204,930.96	Public Enterprises	Balance January 1, 1989 139,247.67
Sewers and Sewage Processing	Recreation-Culture	Collected in 1989 130,155.23
Garbage and Trash Disposal 150,000.00	Public Works	Cancelled, Abated or Adjusted 1989 274.54
Public Buildings and Grounds 31,248.00	Buildings and Grounds	Transfers to Tax Title Liens or Foreclosed 837.49
Other Public Works	Library and Education	Balance December 31, 1989 1,980.41
HEALTH and WELFARE	Conservation	TAX TITLE LIENS OUTSTANDING
Health Services Except Environmental 1,000.00	All Other	Balance January 1, 1989 2,536.36
Welfare-Public Assistance 21,376.00	CAPITAL DEBT AUTHORIZED, DECEMBER 31, 1989	Transfer From Taxes 985.91
Hospital, Clinics, First Aid	ISSUED AND UNISSUED GROSS DEBT NET DEBT	Redeemed in 1989
Animal, Insect, & Rodent Control 18,200.00	School 38,000	Cancelled, Abated or Adjusted (1989)
Other Welfare Services	Self-Liquidating	Transfers to Foreclosed Property
RECREATION and CONSERVATION	Other	Balance December 31, 1989 3,522.77
Beaches and Boardwalks	Total 38,000	PROPERTY ACQUIRED BY DEED OR FORECLOSURE
Parks, Playgrounds, Shade Trees	ISSUED AND OUTSTANDING	Balance January 1, 1989 50.00
Land Reclamation & Conservation	School 38,000.00	Transfers From Taxes or Liens
Other Recreational Services	Self-Liquidating	Sale for Cash (1989)
EDUCATION (excluding schools)	Other	Cancelled, Abated or Adjusted (1989)
Libraries	Total 38,000.00	Balance December 31, 1989 50.00
Other Educational Services 50,000.00	EQUALIZED VALUATION BASIS FOR NET DEBT COMPUTATION 93,659,159	CURRENT FINANCES DECEMBER 31, 1989
STATUTORY EXPENDITURES	REAL PROPERTY VALUATIONS	ASSETS
Pensions & F. L. C. A. 23,400.00	Code Class # of Parcels % VAL'N ASSESSED VALUATION	Cash Dec. 31, 1989 2,293,340.09
Employee Fringe Benefits 1,300.00	1 Vacant Land 173 4.17 4,339,000.00	Taxes Receivable 147,297.82
Other Statutory Expenditures	2 Residential 670 55.04 57,336,000.00	Tax Title Liens 3,522.77
CETA And Other Public Employment Programs 819,641.48	3 Farm 910 31.71 33,034,300.00	Foreclosed Property 50.00
MUNICIPAL FUNCTIONS TOTAL 819,641.48	4a Commercial 63 9.09 9,468,000.00	Emergencies & Other Deferred Charges
CAPITAL IMPROVEMENTS * MEMO * 300,000.00	4b Industrial	State and Federal Aid Receivable
DEBT SERVICE	4c Apartments	Other Receivables 104.10
Principal Payments	Total 1816 104,177,300.00	Total 2,444,314.78
Interest Payments	Land Area 40.10 Sq. Miles	LIABILITIES, RESERVES, AND SURPLUS
DEFERRED CHARGES 10,000.00	Net Valuation Taxable-Municipal 105,726,027	Cash Liabilities 195,395.49
SCHOOL, COUNTY, SPECIAL DISTRICT TAXES 1,914,242.50	Net Valuation Taxable-County 100,497,454	Reserves for Receivables 150,974.69
RESERVE FOR UNCOLLECTED TAXES 135,000.00	State Equalized Valuation 106,555,581	Surplus Dec. 31, 1989 2,097,944.60
EXPENDITURES TOTAL 2,878,883.98	State Equalization Ratio 99.21	Total 2,444,314.78

Population 1980 7,958
 Population 1990 7,193
 S & P Rating
 Moody Rating

General Tax Rate Per \$100. 1.38
 State Equalized Tax Rate 1.23

UPPER SADDLE RIVER - BERGEN COUNTY

Form of Government:

Borough Council

Number of Members on Governing Body - 6

PER CAPITA:
 Gross Debt 337.96
 Net Debt 298.81
 Debt Service 37.24
 Total Tax Levy 2,253.82
 Municipal Expenditures 681.23
 PER CENT:
 Gross Debt .20
 Net Debt .18
 Tax Levy Collected 96.03
 Tax Levy Cancelled, Abated or Adjusted .07

EXPENDITURES		REVENUES-REALIZED		1989 PROPERTY TAX		
				STATE EQUALIZED TAX RATE		
GENERAL GOVERNMENT						
Governing Body & Public Boards						
Municipal Clerk						
Financial Administration	15,600.00	1989 Property Taxes Collected	15,624,301.12	Local District School Taxes	.48 6,188,468.90	
Assessment of Taxes	32,639.00	1989 Payments in Lieu of Taxes	2,739.80	Regional & Consolidated School Tax	.32 4,160,986.43	
Collection of Taxes	22,619.00	Delinquent Tax & Lien Collections	482,962.99	School Taxes in Municipal Budget		
Planning, Housing & Development	43,152.00	Business Personalty Replacement Taxes	92,976.08	County Taxes	.24 3,096,769.46	
Human Resources	41,567.10	Taxes from Public Utilities	350,583.00	County Library Taxes		
Elections		Other Miscellaneous Tax Revenues		Local Municipal Purpose Taxes	.19 2,506,730.68	
General Administration (other)	405,713.04	State Aid Revenues	80,047.85	Veteran & Senior Citizen Taxes	34,300.00	
JUDICIARY		Federal Aid Revenues		Total Taxes for Rate Computation	1.23 15,987,255.47	
Municipal Courts	39,558.00	State and Local Fiscal Assistance Act Utilized		Special District Taxes		
PUBLIC SAFETY		State and Local Fiscal Assistance Act Utilized		Bank Corp. Taxes		
Fire Protection	70,692.46	Sale of Acquired Property		Added and Omitted Taxes	270,019.25	
Police Protection	956,170.05	Other Miscellaneous Revenues	543,067.93	Total Taxes Levied - ABSTRACT	16,222,974.72	
Civil Defense & Disaster Control	500.00			Total Taxes Billed	16,269,936.13	
Environmental Inspection & Control	72,151.00	Prior Years Surplus Appropriated	800,000.00	1989 TAXES COLLECTED	15,624,301.12	
Other Public Safety		REVENUES TOTAL	18,476,678.77	1989 Taxes Cancelled, Abated or Adjusted	11,497.25	
PUBLIC WORKS		Reserve For Uncollected Taxes	882,076.39	Transfer to Tax Title Liens or Foreclosed	6,734.40	
Streets and Drainage	262,359.96			Balance Outstanding Dec. 31, 1989	627,403.36	
Sewers and Sewage Processing	206,764.43	CAPITAL OUTLAY TOTAL	579,913.48	PRIOR YEARS TAXES OUTSTANDING		
Garbage and Trash Disposal	755,000.00	Public Enterprises		Balance January 1, 1989	499,921.98	
Public Buildings and Grounds	23,950.00	Recreation-Culture		Collected in 1989	480,705.20	
Other Public Works	23,000.00	Public Works	222,287.04	Cancelled, Abated or Adjusted 1989	637.10	
HEALTH and WELFARE		Buildings and Grounds	327,583.40	Transfers to Tax Title Liens or Foreclosed	5,267.69	
Health Services Except Environmental	33,086.69	Library and Education	29,943.04	Balance December 31, 1989	13,311.99	
Welfare-Public Assistance	1,028.00	Conservation		TAX TITLE LIENS OUTSTANDING		
Hospital, Clinics, First Aid		All Other		Balance January 1, 1989	3,509.15	
Animal, Insect, & Radent Control				Transfer From Taxes Redeemed in 1989	12,933.84	
Other Welfare Services		CAPITAL DEBT AUTHORIZED, DECEMBER 31, 1989		Cancelled, Abated or Adjusted (1989)	2,257.79	
RECREATION and CONSERVATION		ISSUED AND UNISSUED		Transfers to Foreclosed Property		
Beaches and Boardwalks		Schaal	235,216	Balance December 31, 1989	14,185.20	
Parks, Playgrounds, Shade Trees	32,000.00	Self-Liquidating		PROPERTY ACQUIRED BY DEED OR FORECLOSURE		
Land Reclamation & Conservation	1,669.39	Other	2,197,440	Balance January 1, 1989		
Other Recreational Services	2,850.00	Total	2,432,656	Transfers From Taxes or Liens		
EDUCATION (excluding schools)		ISSUED AND OUTSTANDING		Sale for Cash (1989)		
Libraries	231,918.23	Schaal	235,216.63	Cancelled, Abated or Adjusted (1989)		
Other Educational Services		Self-Liquidating		Balance December 31, 1989		
STATUTORY EXPENDITURES		Other	2,197,440.00	CURRENT FINANCES DECEMBER 31, 1989		
Pensions & F. L. C. A.	280,777.48	Total	2,432,656.63	ASSETS		
Employee Fringe Benefits	112,532.00	EQUALIZED VALUATION BASIS FOR NET DEBT COMPUTATION	1,196,591,154	Cash Dec. 31, 1989	2,303,084.47	
Other Statutory Expenditures		REAL PROPERTY VALUATIONS		Taxes Receivable	640,715.35	
CETA And Other Public Employment Programs		Code	Class	# of Parcels	% VAL'N	ASSESSED VALUATION
MUNICIPAL FUNCTIONS TOTAL	3,734,399.38	1	Vacant Land	125	2.42	27,905,750.00
CAPITAL IMPROVEMENTS * MEMO *	74,800.00	2	Residential	2367	86.29	1,003,083,100.00
DEBT SERVICE		3	Farm	6	.06	783,600.00
Principal Payments	194,025.00	4a	Commercial	70	10.20	117,753,800.00
Interest Payments	74,050.56	4b	Industrial	4	.42	4,863,000.00
DEFERRED CHARGES	19,000.00	4c	Apartments			
SCHOOL, COUNTY, SPECIAL DISTRICT TAXES	13,445,224.79	Total		2572		1,154,389,250.00
RESERVE FOR UNCOLLECTED TAXES	882,076.39	Land Area	5.70	Sq. Miles		
EXPENDITURES TOTAL	18,349,745.12	Net Valuation Taxable-Municipal				1,159,414,266
		Net Valuation Taxable-County				1,306,524,015
		State Equalized Valuation				1,299,763,968
		State Equalization Ratio				39.16
						Total
						3,054,895.06
						LIABILITIES, RESERVES, AND SURPLUS
						Cash Liabilities
						620,068.11
						Reserves for Receivables
						698,579.09
						Surplus Dec. 31, 1989
						1,736,247.86
						Total
						3,054,895.06

VENTNOR CITY CITY - ATLANTIC CO.

Population 1980 11,704
 Population 1990 11,005
 S & P Rating 3B3+
 Moody Rating AAA

General Tax Rate Per \$100. 1.54
 State Equalized Tax Rate 1.65

Form of Government:

Commission (1911)

Number of Members on Governing Body - 3

PER CAPITA: Gross Debt 1,149.41
 Net Debt 603.43
 Debt Service 160.93
 Total Tax Levy 1,482.11
 Municipal Expenditures 1,005.63
 PER CENT: Gross Debt 1.47
 Net Debt .77
 Tax Levy Collected 93.70
 Tax Levy Cancelled, Abated or Adjusted 2.04

EXPENDITURES		REVENUES-REALIZED		1989 PROPERTY TAX	
GENERAL GOVERNMENT		REVENUES-REALIZED		STATE EQUALIZED TAX RATE	
Governing Body & Public Boards		1989 Property Taxes Collected	15,339,627.40	Local District School Taxes	.37 3,652,852.00
Municipal Clerk	63,276.46	1989 Payments in Lieu of Taxes		Regional & Consolidated School Tax	
Financial Administration	93,272.68	Delinquent Tax & Lien Collections	429,106.30	School Taxes in Municipal Budget	.07 718,540.00
Assessment of Taxes	54,106.74	Business Personalty Replacement Taxes	65,844.92	County Taxes	.43 * 4,257,267.60
Collection of Taxes	55,109.06	Taxes from Public Utilities	537,920.00	County Library Taxes	.03 279,772.35
Planning, Housing & Development	23,941.38	Other Miscellaneous Tax Revenues		Local Municipal Purpose Taxes	.75 7,348,258.55
Human Resources	114,900.46	State Aid Revenues	281,939.36	Veteran & Senior Citizen Taxes	
Elections	75,499.92	Federal Aid Revenues		Total Taxes for Rate Computation	1.65 16,385,740.50
General Administration (other)	571,916.71	State and Local Fiscal Assistance Act Utilized		Special District Taxes	
JUDICIARY		Sale of Acquired Property		Bank Corp. Taxes	
Municipal Courts	129,869.88	Other Miscellaneous Revenues	1,426,629.10	Added and Omitted Taxes	53,984.50
PUBLIC SAFETY		Total	18,081,067.08	Total Taxes Levied - ABSTRACT	16,310,675.00
Fire Protection	1,393,468.23	Prior Years Surplus Appropriated	500,000.00	Total Taxes Billed	16,370,160.17
Police Protection	1,426,831.44	REVENUES TOTAL	18,581,067.08	1989 TAXES COLLECTED	15,339,627.40
Civil Defense & Disaster Control	29,329.90	Reserve For Uncollected Taxes	698,617.22	1989 Taxes Cancelled, Abated or Adjusted	334,531.62
Environmental Inspection & Control	208,677.30	CAPITAL OUTLAY TOTAL	316,206.72	Transfer to Tax Title Liens or Foreclosed	1,116.37
Other Public Safety		Public Enterprises	34,569.83	Balance Outstanding Dec. 31, 1989	694,884.78
PUBLIC WORKS		Recreation-Culture	45,230.11	PRIOR YEARS TAXES OUTSTANDING	
Streets and Drainage	252,155.16	Public Works	147,685.64	Balance January 1, 1989	431,159.54
Sewers and Sewage Processing		Buildings and Grounds	88,721.14	Collected in 1989	429,106.30
Garbage and Trash Disposal	1,175,000.00	Library and Education		Cancelled, Abated or Adjusted 1989	442.61
Public Buildings and Grounds	304,220.55	Conservation		Transfers to Tax Title Liens or Foreclosed	
Other Public Works	172,352.36	All Other		Balance December 31, 1989	1,610.63
HEALTH and WELFARE		CAPITAL DEBT AUTHORIZED, DECEMBER 31, 1989		TAX TITLE LIENS OUTSTANDING	
Health Services Except Environmental		ISSUED AND UNISSUED		Balance January 1, 1989	7,147.71
Welfare-Public Assistance	13,302.35	School	3,532,000.00	Transfer From Taxes	1,116.37
Hospital, Clinics, First Aid		Self-Liquidating	2,476,500.00	Redeemed in 1989	
Animal, Insect, & Rodent Control	6,000.00	Other	6,640,750.00	Cancelled, Abated or Adjusted (1989)	
Other Welfare Services		Total	12,649,250.00	Transfers to Foreclosed Property	
RECREATION and CONSERVATION		ISSUED AND OUTSTANDING		Balance December 31, 1989	8,264.08
Beaches and Boardwalks	205,638.58	School	3,532,000.00	PROPERTY ACQUIRED BY DEED OR FORECLOSURE	
Parks, Playgrounds, Shade Trees		Self-Liquidating	2,475,000.00	Balance January 1, 1989	136,760.00
Land Reclamation & Conservation	23,000.00	Other	6,623,000.00	Transfers From Taxes or Liens	
Other Recreational Services	144,758.92	Total	12,630,000.00	Sale for Cash (1989)	
EDUCATION (excluding schools)		EQUALIZED VALUATION BASIS FOR NET DEBT COMPUTATION	858,047,863	Cancelled, Abated or Adjusted (1989)	
Libraries		REAL PROPERTY VALUATIONS		Balance December 31, 1989	136,760.00
Other Educational Services		Code Class # of Parcels % VAL'N	ASSESSED VALUATION	CURRENT FINANCES DECEMBER 31, 1989	
STATUTORY EXPENDITURES		1 Vacant Land 305 2.13	22,337,800.00	ASSETS	
Pensions & F. L. C. A.	703,239.38	2 Residential 5624 88.70	929,957,750.00	Cash Dec. 31, 1989	1,838,477.05
Employee Fringe Benefits	606,000.00	3 Farm		Taxes Receivable	696,495.41
Other Statutory Expenditures	319,334.20	4a Commercial 143 5.78	60,575,800.00	Tax Title Liens	8,264.08
CETA And Other Public Employment Programs		4b Industrial 2 .14	1,426,500.00	Foreclosed Property	136,760.00
MUNICIPAL FUNCTIONS TOTAL	8,196,042.21	4c Apartments 38 3.25	34,106,140.00	Emergencies & Other Deferred Charges	207,652.66
CAPITAL IMPROVEMENTS *MEMO*	62,000.00	Total	1,048,403,990.00	State and Federal Aid Receivable	355,980.00
DEBT SERVICE		Land Area 2.10 Sq. Miles		Other Receivables	232,200.57
Principal Payments	1,060,000.00	Net Valuation Taxable-Municipal	1,054,848,877	Total	3,475,829.77
Interest Payments	711,566.35	Net Valuation Taxable-County	859,711,364	LIABILITIES, RESERVES, AND SURPLUS	
TYPE I SCHL DEBT *MEMO	705,190.00	State Equalized Valuation	983,158,125	Cash Liabilities	1,742,201.69
DEFERRED CHARGES	400,714.13	State Equalization Ratio	107.34	Reserves for Receivables	1,073,720.06
SCHOOL, COUNTY, SPECIAL DISTRICT TAXES	8,908,431.95			Surplus Dec. 31, 1989	659,908.02
RESERVE FOR UNCOLLECTED TAXES	698,617.22			Total	3,475,829.77
EXPENDITURES TOTAL	19,975,371.86				

1922

Population 1980 16,302
 Population 1990 21,211
 S & P Rating
 Moody Rating AAA

General Tax Rate Per \$100. 3.11
 State Equalized Tax Rate 1.58

VERNON TOWNSHIP - SUSSEX COUNTY

Form of Government:
 Township Committee

Number of Members on Governing Body - 5

PER CAPITA:

Gross Debt 930.90
 Net Debt 395.80
 Debt Service 21.19
 Total Tax Levy 1,024.64
 Municipal Expenditures 365.94

PER CENT:

Gross Debt 1.73
 Net Debt .73
 Tax Levy Collected 94.26
 Tax Levy Cancelled, Abated or Adjusted .06

EXPENDITURES		REVENUES-REALIZED		1989 PROPERTY TAX	
GENERAL GOVERNMENT		REVENUES		STATE EQUALIZED TAX RATE 1.97	
Governing Body & Public Boards		1989 Property Taxes Collected	20,498,250.11	Local District School Taxes	13,141,576.98
Municipal Clerk		1989 Payments in Lieu of Taxes	10,840.52	Regional & Consolidated School Tax	
Financial Administration	104,000.00	Delinquent Tax & Lien Collections	956,524.28	School Taxes in Municipal Budget	
Assessment of Taxes	73,800.00	Business Personality Replacement Taxes	144,903.87	County Taxes	4,619,552.31
Collection of Taxes	122,800.00	Taxes from Public Utilities	1,337,233.00	County Library Taxes	220,373.10
Planning, Housing & Development	232,713.00	Other Miscellaneous Tax Revenues		Local Municipal Purpose Taxes	3,287,483.00
Human Resources	61,647.00	State Aid Revenues	36,589.28	Veteran & Senior Citizen Taxes	118,050.00
Elections	15,500.00	Federal Aid Revenues		Total Taxes for Rate Computation	21,387,035.59
General Administration (other)	775,000.00	State and Local Fiscal Assistance Act Utilized		Special District Taxes	
JUDICIARY		Sale of Acquired Property		Bank Corp. Taxes	
Municipal Courts	69,500.00	Other Miscellaneous Revenues	1,089,650.58	Added and Omitted Taxes	464,027.22
PUBLIC SAFETY		Total	24,123,996.64	Total Taxes Levied - ABSTRACT	21,733,012.81
Fire Protection	127,163.65	Prior Years Surplus Appropriated	1,300,000.00	Total Taxes Billed	21,746,950.01
Police Protection	1,270,278.00	REVENUES TOTAL	25,423,996.64	1989 TAXES COLLECTED	20,498,250.11
Civil Defense & Disaster Control	5,700.00	Reserve For Uncollected Taxes	1,736,589.00	1989 Taxes Cancelled, Abated or Adjusted	12,509.43
Environmental Inspection & Control	104,634.00	CAPITAL OUTLAY	TOTAL 1,379,778.71	Transfer to Tax Title Liens or Foreclosed	90,744.42
Other Public Safety		Public Enterprises		Balance Outstanding Dec. 31, 1989	1,145,446.05
PUBLIC WORKS		Recreation-Culture		PRIOR YEARS TAXES OUTSTANDING	
Streets and Drainage	376,000.00	Public Works	756,563.13	Balance January 1, 1989	953,278.10
Sewers and Sewage Processing		Buildings and Grounds	623,215.88	Collected in 1989	923,741.56
Garbage and Trash Disposal		Library and Education		Cancelled, Abated or Adjusted 1989	3,433.55
Public Buildings and Grounds	137,500.00	Conservation		Transfers to Tax Title Liens or Foreclosed	24,313.99
Other Public Works	60,800.00	All Other		Balance December 31, 1989	6,234.00
HEALTH and WELFARE		CAPITAL DEBT AUTHORIZED, DECEMBER 31, 1989		TAX TITLE LIENS OUTSTANDING	
Health Services Except Environmental	293,500.00	ISSUED AND UNISSUED		Balance January 1, 1989	333,476.91
Welfare-Public Assistance	12,800.00	School	11,350,000.00	Transfer From Taxes	119,350.73
Hospital, Clinics, First Aid		Self-Liquidating	8,395,264	Redeemed in 1989	32,782.69
Animal, Insect, & Rodent Control	74,300.00	Other	3,395,264	Cancelled, Abated or Adjusted (1989)	2,916.28
Other Welfare Services		Total	19,745,264	Transfers to Foreclosed Property	417,123.67
RECREATION and CONSERVATION		ISSUED AND OUTSTANDING		Balance December 31, 1989	417,123.67
Beaches and Boardwalks		School	11,350,000.00	PROPERTY ACQUIRED BY DEED OR FORECLOSURE	
Parks, Playgrounds, Shade Trees		Self-Liquidating	4,617,364.00	Balance January 1, 1989	63,100.00
Land Reclamation & Conservation	80,400.00	Other	15,957,364.00	Transfers From Taxes or Liens	
Other Recreational Services	132,550.00	Total	15,957,364.00	Sole for Cash (1989)	900.00
EDUCATION (excluding schools)		EQUALIZED VALUATION BASIS		Cancelled, Abated or Adjusted (1989)	900.00
Libraries		FOR NET DEBT COMPUTATION	1,142,821,549	Balance December 31, 1989	61,300.00
Other Educational Services		REAL PROPERTY VALUATIONS		CURRENT FINANCES DECEMBER 31, 1989	
STATUTORY EXPENDITURES		Code Class # of Parcels % VAL'N		ASSETS	
Pensions & F. L. C. A.	409,534.00	1 Vacant Land 4003 8.17	55,616,337.00	Cash Dec. 31, 1989	5,233,502.09
Employee Fringe Benefits	452,200.00	2 Residential 6232 77.88	530,197,329.00	Taxes Receivable	1,151,680.05
Other Statutory Expenditures	1,000.00	3 Farm 354 2.11	14,364,656.00	Tax Title Liens	417,128.67
CETA and Other Public Employment Programs		4a Commercial 204 11.27	76,747,051.00	Foreclosed Property	61,300.00
MUNICIPAL FUNCTIONS TOTAL	5,503,339.65	4b Industrial 23 .50	3,417,150.00	Emergencies & Other Deferred Charges	17,780.94
CAPITAL IMPROVEMENTS *MEMO*	230,000.00	4c Apartments 3 .07	438,000.00	State and Federal Aid Receivable	33,427.08
DEBT SERVICE		Total 12324	680,833,523.00	Other Receivables	47,100.62
Principal Payments	330,000.00	Land Area 67.25 Sq. Miles		Total	7,566,919.45
Interest Payments	69,432.21	Net Valuation Taxable-Municipal	634,319,049	LIABILITIES, RESERVES, AND SURPLUS	
DEFERRED CHARGES	17,500.00	Net Valuation Taxable-County	1,214,810,234	Cash Liabilities	3,051,797.15
SCHOOL, COUNTY, SPECIAL DISTRICT TAXES	17,981,502.59	State Equalized Valuation	1,345,879,455	Reserves for Receivables	1,070,959.34
RESERVE FOR UNCOLLECTED TAXES	1,736,539.00	State Equalization Ratio	50.63	Surplus Dec. 31, 1989	2,843,962.96
EXPENDITURES TOTAL	25,743,414.05			Total	7,566,919.45

0720
 Population 1980 14,166
 Population 1990 13,597
 S & P Rating
 Moody Rating A1

General Tax Rate Per \$100. 4.10
 State Equalized Tax Rate 1.95

VERONA TOWNSHIP - ESSEX COUNTY
 Form of Government:
 Council-Manager Plan B (OMCL 50)
 Number of Members on Governing Body - 5

PER CAPITA: PER CENT:
 Gross Debt 2,666.29 Gross Debt 3.54
 Net Debt 390.61 Net Debt .52
 Debt Service 47.68 Tax Levy Collected 98.12
 Total Tax Levy 1,504.65 Tax Levy Cancelled, Aboted
 Municipal Expenditures 565.66 or Adjusted .02

EXPENDITURES		REVENUES-REALIZED		1989 PROPERTY TAX	
GENERAL GOVERNMENT		REVENUES-REALIZED		STATE EQUALIZED TAX RATE	
Governing Body & Public Boords		1989 Property Taxes Collected	21,430,018.67	Local District School Taxes	38
Municipal Clerk		1989 Payments in Lieu of Taxes	86,745.94	Regional & Cansolidated School Tax	
Financial Administration	33,726.21	Delinquent Tax & Lien Collections	386,617.19	School Taxes in Municipal Budget	
Assessment of Taxes	50,991.00	Business Personality Replacement Taxes	174,455.03	County Taxes	.61
Collection of Taxes	151,721.00	Taxes from Public Utilities	762,857.00	Caunty Library Taxes	
Planning, Housing & Development	14,509.00	Other Miscellaneous Tax Revenues		Local Municipal Purpose Taxes	.46
Human Resources	53,359.61	State Aid Revenues	150,773.50	Veteran & Senior Citizen Taxes	
Elections	20,050.00	Federal Aid Revenues		Total Taxes for Rate Computation	1.95
General Administration (other)	566,003.00	State and Local Fiscal Assistance Act Utilized		Special District Taxes	
JUDICIARY		Sole of Acquired Property		Bank Corp. Taxes	
Municipal Courts	116,239.00	Other Miscellaneous Revenues	969,726.13	Added and Omitted Taxes	55,542.03
PUBLIC SAFETY		Total	23,971,193.62	Total Taxes Levied - ABSTRACT	21,818,453.70
Fire Protection	249,633.68	Prior Years Surplus Appropriated	810,000.00	Total Taxes Billed	21,839,657.93
Police Protection	1,655,616.26	REVENUES TOTAL	24,781,193.62	1989 TAXES COLLECTED	21,430,018.67
Civil Defense & Disaster Control	440.00	Reserve For Uncollected Taxes	730,000.00	1989 Taxes Cancelled, Aboted or Adjusted	4,223.59
Environmental Inspection & Control	84,854.00	CAPITAL OUTLAY TOTAL	10,525,048.46	Transfer to Tax Title Liens or Foreclosed	85,296.40
Other Public Safety		Public Enterprises	9,967,915.43	Balance Outstanding Dec. 31, 1989	320,119.27
PUBLIC WORKS		Recreation-Culture	2,318.06	PRIOR YEARS TAXES OUTSTANDING	
Streets and Drainage	433,854.00	Public Works	462,724.97	Balance January 1, 1989	404,718.92
Sewers and Sewage Processing		Buildings and Grounds	89,763.72	Collected in 1989	386,617.19
Garbage and Trash Disposal	1,140,000.00	Library and Education	2,326.28	Cancelled, Aboted or Adjusted 1989	8.71
Public Buildings and Grounds	43,490.00	Conservation		Transfers to Tax Title Liens or Foreclosed	18,093.02
Other Public Works		All Other		Balance December 31, 1989	
HEALTH and WELFARE		CAPITAL DEBT AUTHORIZED, DECEMBER 31, 1989		TAX TITLE LIENS OUTSTANDING	
Health Services Except Environmental	125,712.00	ISSUED AND UNISSUED		Balance January 1, 1989	
Welfare-Public Assistance	16,418.00	School	514,000.00	Transfer From Taxes	105,224.05
Hospital, Clinics, First Aid		Self-Liquidating	30,342,517	Redeemed in 1989	
Animal, Insect, & Rodent Control		Other	5,396,975	Cancelled, Aboted or Adjusted (1989)	
Other Welfare Services		Total	36,253,494	Transfers to Foreclosed Property	
RECREATION and CONSERVATION		ISSUED AND OUTSTANDING		Balance December 31, 1989	105,224.05
Beaches and Boardwalks		School	514,000.00	PROPERTY ACQUIRED BY DEED OR FORECLOSURE	
Parks, Playgrounds, Shade Trees	23,770.00	Self-Liquidating	7,905,025.00	Balance January 1, 1989	298,217.00
Land Reclamation & Conservation		Other	1,849,975.00	Transfers From Taxes or Liens	
Other Recreational Services	237,476.00	Total	10,269,000.00	Sale for Cash (1989)	
EDUCATION (excluding schools)		EQUALIZED VALUATION BASIS FOR NET DEBT COMPUTATION		Cancelled, Abated or Adjusted (1989)	
Libraries	350,332.00	REAL PROPERTY VALUATIONS		Balance December 31, 1989	298,217.00
Other Educational Services	17,500.00	Code Class # of Parcels % VAL'N ASSESSED VALUATION		CURRENT FINANCES DECEMBER 31, 1989	
STATUTORY EXPENDITURES		1 Vacant Land 87 1.12 5,962,700.00		ASSETS	
Pensions & F. I. C. A.	485,713.74	2 Residential 4800 86.42 458,288,700.00		Cash Dec. 31, 1989	4,115,609.81
Employee Fringe Benefits	372,400.00	3 Farm 165 9.56 50,698,300.00		Taxes Receivable	320,119.27
Other Statutory Expenditures	5,000.00	4a Commercial 7 .61 3,236,400.00		Tax Title Liens	105,224.05
CETA And Other Public Employment Programs		4c Apartments 15 2.28 12,098,700.00		Foreclosed Property	298,217.00
MUNICIPAL FUNCTIONS TOTAL	6,268,857.50	Total 5074 530,284,800.00		Emergencies & Other Deferred Charges	75,800.00
CAPITAL IMPROVEMENTS * MEMO *	55,000.00	Land Area 2.80 Sq. Miles		State and Federal Aid Receivable	462.60
DEBT SERVICE		Net Valuation Taxable-Municipal	531,319,900	Other Receivables	227,474.59
Principal Payments	339,000.00	Net Valuation Taxable-County	1,068,028,279	Total	5,142,907.32
Interest Payments	309,356.25	State Equalized Valuation	1,117,189,173	LIABILITIES, RESERVES, AND SURPLUS	
DEFERRED CHARGES	44,018.00	State Equalization Ratio	47.51	Cash Liabilities	2,334,588.72
SCHOOL, COUNTY, SPECIAL DISTRICT TAXES	16,663,073.18			Reserves for Receivables	951,034.91
RESERVE FOR UNCOLLECTED TAXES	730,000.00			Surplus Dec. 31, 1989	1,857,283.69
EXPENDITURES TOTAL	24,356,304.93			Total	5,142,907.32

1437

Population 1980 1,043
 Population 1990 1,314
 S & P Rating
 Moody Rating

General Tax Rate Per \$100. 4.00
 State Equalized Tax Rate 2.12

VICTORY GARDENS BORO. - MORRIS CO.

Form of Government:

Borough Council

Number of Members on Governing Body - 6

PER CAPITA:

Gross Debt 350.72
 Net Debt 350.72
 Debt Service
 Total Tax Levy 580.80
 Municipal Expenditures 564.99

PER CENT:

Gross Debt 1.43
 Net Debt 1.43
 Tax Levy Collected 88.22
 Tax Levy Cancelled, Abated or Adjusted

EXPENDITURES		REVENUES-REALIZED			1989 PROPERTY TAX	
GENERAL GOVERNMENT					STATE EQUALIZED TAX RATE 2.12	
Governing Body & Public Boards		1989 Property Taxes Collected	673,953.99	Local District School Taxes	1.41	496,166.70
Municipal Clerk		1989 Payments in Lieu of Taxes		Regional & Consolidated School Tax		
Financial Administration	23,000.00	Delinquent Tax & Lien Collections	108,672.93	School Taxes in Municipal Budget		
Assessment of Taxes	33,950.00	Business Personalty Replacement Taxes	4,352.20	County Taxes	.25	86,674.53
Collection of Taxes		Taxes from Public Utilities	22,468.00	County Library Taxes		
Planning, Housing & Development	10,000.00	Other Miscellaneous Tax Revenues		Local Municipal Purpose Taxes	.46	162,551.74
Human Resources	3,000.00	State Aid Revenues	43,497.03	Veteran & Senior Citizen Taxes		6,150.00
Elections		Federal Aid Revenues		Total Taxes for Rate Computation	2.12	751,542.97
General Administration (other)	97,063.86	State and Local Fiscal Assistance Act Utilized		Special District Taxes		
JUDICIARY		Sale of Acquired Property		Bank Corp. Taxes		
Municipal Courts	8,700.00	Other Miscellaneous Revenues	351,323.11	Added and Omitted Taxes		17,778.86
PUBLIC SAFETY		Total	1,204,267.31	Total Taxes Levied - ABSTRACT		763,171.83
Fire Protection	2,559.15	Prior Years Surplus Appropriated	230,100.00	Total Taxes Billed		763,932.26
Police Protection	2,400.00	REVENUES TOTAL	1,434,367.31	1989 TAXES COLLECTED		673,953.99
Civil Defense & Disaster Control	500.00	Reserve For Uncollected Taxes	93,882.00	1989 Taxes Cancelled, Abated or Adjusted		
Environmental Inspection & Control	2,334.00	CAPITAL OUTLAY TOTAL	45,302.73	Transfer to Tax Title Liens or Foreclosed		2,317.29
Other Public Safety				Balance Outstanding Dec. 31, 1989		97,660.98
PUBLIC WORKS		Public Enterprises		PRIOR YEARS TAXES OUTSTANDING		
Streets and Drainage	33,100.00	Recreation-Culture	4,479.90	Balance January 1, 1989		115,858.55
Sewers and Sewage Processing	64,399.04	Public Works	21,622.77	Collected in 1989		108,672.93
Garbage and Trash Disposal	95,000.00	Buildings and Grounds	19,200.06	Cancelled, Abated or Adjusted 1989		4,157.37
Public Buildings and Grounds	21,395.00	Library and Education		Transfers to Tax Title Liens or Foreclosed		3,028.25
Other Public Works		Conservation		Balance December 31, 1989		
HEALTH and WELFARE		All Other		TAX TITLE LIENS OUTSTANDING		
Health Services Except Environmental	2,600.00	CAPITAL DEBT AUTHORIZED, DECEMBER 31, 1989		Balance January 1, 1989		
Welfare-Public Assistance	2,600.00	ISSUED AND UNISSUED		Transfer From Taxes		5,740.28
Hospital, Clinics, First Aid		School		Redeemed in 1989		
Animal, Insect, & Rodent Control	2,575.00	Self-Liquidating		Cancelled, Abated or Adjusted (1989)		
Other Welfare Services		Other	460,850	Transfers to Foreclosed Property		
RECREATION and CONSERVATION		Total	460,850	Balance December 31, 1989		5,740.28
Beaches and Boardwalks		ISSUED AND OUTSTANDING		PROPERTY ACQUIRED BY DEED OR FORECLOSURE		
Parks, Playgrounds, Shade Trees		School		Balance January 1, 1989		
Land Reclamation & Conservation		Self-Liquidating		Transfers From Taxes or Liens		
Other Recreational Services	2,500.00	Other	174,500.00	Sale for Cash (1989)		
EDUCATION (excluding schools)		Total	174,500.00	Cancelled, Abated or Adjusted (1989)		
Libraries		EQUALIZED VALUATION BASIS FOR NET DEBT COMPUTATION	32,238,308	Balance December 31, 1989		
Other Educational Services		REAL PROPERTY VALUATIONS		CURRENT FINANCES DECEMBER 31, 1989		
STATUTORY EXPENDITURES		Code Class # of Parcels % VAL'N		ASSETS		
Pensions & F. L. C. A.	14,100.00	1 Vacant Land 75 2.59	482,800.00	Cash Dec. 31, 1989		1,043,062.23
Employee Fringe Benefits	2,400.00	2 Residential 211 43.52	8,103,700.00	Taxes Receivable		87,060.98
Other Statutory Expenditures	1,200.00	3 Farm 6 6.41	1,123,880.00	Tax Title Liens		5,740.28
CETA And Other Public Employment Programs		4a Commercial 6 6.41	4,621,600.00	Foreclosed Property		
MUNICIPAL FUNCTIONS TOTAL	456,336.05	4b Industrial 20 24.32	4,219,200.00	Emergencies & Other Deferred Charges		36,512.90
CAPITAL IMPROVEMENTS *MEMO*		4c Apartments 2 22.56	18,621,180.00	State and Federal Aid Receivable		9,256.41
DEBT SERVICE		Total 314		Other Receivables		110,658.16
Principal Payments		Land Area = 20 Sq. Miles		Total		1,292,890.96
Interest Payments		Net Valuation Taxable-Municipal	18,653,835	LIABILITIES, RESERVES, AND SURPLUS		
DEFERRED CHARGES	157,100.00	Net Valuation Taxable-County	39,225,190	Cash Liabilities		832,759.14
SCHOOL, COUNTY, SPECIAL DISTRICT TAXES	532,841.23	State Equalized Valuation	35,173,587	Reserves for Receivables		204,059.42
RESERVE FOR UNCOLLECTED TAXES	93,882.00	State Equalization Ratio	52.99	Surplus Dec. 31, 1989		256,072.40
EXPENDITURES TOTAL	1,325,239.37			Total		1,292,890.96

0614
 Population 1980 53,753
 Population 1990 54,780
 S & P Rating AA
 Moody Rating AAA

General Tax Rate Per \$100. 3.35
 State Equalized Tax Rate 2.61

VINELAND CITY - CUMBERLAND COUNTY

Form of Government:

Mayor-Council Plan A (OMCL 50)

Number of Members on Governing Body - 5

PER CAPITA:
 Gross Debt 210.71
 Net Debt 96.44
 Debt Service 47.82
 Total Tax Levy 729.77
 Municipal Expenditures 440.55

PER CENT:
 Gross Debt .91
 Net Debt .42
 Tax Levy Collected 94.79
 Tax Levy Cancelled, Abated or Adjusted .61

EXPENDITURES		REVENUES-REALIZED		1989 PROPERTY TAX	
GENERAL GOVERNMENT				STATE EQUALIZED TAX RATE	
Governing Body & Public Boards	12,000.00	1989 Property Taxes Collected	37,828,710.95	Local District School Taxes	1.01 14,536,433.00
Municipal Clerk		1989 Payments in Lieu of Taxes	153,747.84	Regional & Consolidated School Tax	
Financial Administration	408,025.00	Delinquent Tax & Lien Collections	1,307,996.51	School Taxes in Municipal Budget	.01 131,912.03
Assessment of Taxes	147,019.00	Business Personality Replacement Taxes	867,622.92	County Taxes	1.01 14,540,243.46
Collection of Taxes	131,200.00	Taxes from Public Utilities	2,384,929.00	County Library Taxes	
Planning, Housing & Development	108,750.00	Other Miscellaneous Tax Revenues	3,935.92	Local Municipal Purpose Taxes	.58 8,278,052.24
Human Resources	1,492,721.60	State Aid Revenues	7,197,778.80	Veteran & Senior Citizen Taxes	
Elections		Federal Aid Revenues		Total Taxes for Rate Computation	2.61 38,069,400.73
General Administration (other)	3,812,186.03	State and Local Fiscal Assistance Act Utilized		Special District Taxes	
JUDICIARY		Sole of Acquired Property	38,200.00	Bank Corp. Taxes	
Municipal Courts	235,326.00	Other Miscellaneous Revenues	4,131,682.18	Added and Omitted Taxes	
PUBLIC SAFETY		Total	53,984,604.12	Total Taxes Levied - ABSTRACT	
Fire Protection	1,091,590.76	Prior Years Surplus Appropriated	1,330,000.00	Total Taxes Billed	39,976,725.25
Police Protection	3,603,191.94	REVENUES TOTAL	55,314,604.12	1989 TAXES COLLECTED	37,898,710.95
Civil Defense & Disaster Control	2,440,000.00	Reserve For Uncollected Taxes	1,887,478.87	1989 Taxes Cancelled, Abated or Adjusted	245,469.00
Environmental Inspection & Control	283,444.77	CAPITAL OUTLAY TOTAL	3,073,396.39	Transfer to Tax Title Liens or Foreclosed	14,538.85
Other Public Safety		Public Enterprises	2,760,712.65	Balance Outstanding Dec. 31, 1989	1,821,800.05
PUBLIC WORKS		Recreation-Culture		PRIOR YEARS TAXES OUTSTANDING	
Streets and Drainage	1,909,014.90	Public Works	306,647.22	Balance January 1, 1989	1,388,126.58
Sewers and Sewage Processing		Buildings and Grounds	6,036.52	Collected in 1989	1,281,410.71
Garbage and Trash Disposal	155,650.00	Library and Education		Cancelled, Abated or Adjusted 1989	63,267.17
Public Buildings and Grounds	536,900.00	Conservation		Transfers to Tax Title Liens or Foreclosed	3,114.39
Other Public Works	23,600.00	All Other		Balance December 31, 1989	40,334.31
HEALTH and WELFARE		CAPITAL DEBT AUTHORIZED, DECEMBER 31, 1989		TAX TITLE LIENS OUTSTANDING	
Health Services Except Environmental	1,287,537.00	ISSUED AND UNISSUED		Balance January 1, 1989	40,854.70
Welfare-Public Assistance	124,300.00	School	6,259,775	Transfer From Taxes	18,064.12
Hospital, Clinics, First Aid		Self-Liquidating		Redeemed in 1989	26,585.80
Animal, Insect, & Rodent Control	37,500.00	Other	5,282,871	Cancelled, Abated or Adjusted (1989)	
Other Welfare Services	60,000.00	Total	11,542,647	Transfers to Foreclosed Property	
RECREATION and CONSERVATION		ISSUED AND OUTSTANDING		Balance December 31, 1989	32,333.02
Beaches and Boardwalks		School	8,874,000.00	PROPERTY ACQUIRED BY DEED OR FORECLOSURE	
Parks, Playgrounds, Shade Trees	259,600.00	Self-Liquidating	6,291,213.90	Balance January 1, 1989	713,835.00
Land Reclamation & Conservation	6,550.00	Other	2,657,755.70	Transfers From Taxes or Liens	
Other Recreational Services	301,479.00	Total	17,822,969.60	Sale for Cash (1989)	38,200.00
EDUCATION (excluding schools)		EQUALIZED VALUATION BASIS FOR NET DEBT COMPUTATION	1,265,151,794	Cancelled, Abated or Adjusted (1989)	
Libraries	479,820.00	REAL PROPERTY VALUATIONS		Balance December 31, 1989	675,635.00
Other Educational Services	163,898.14	Code Class # of Parcels % VAL'N ASSESSED VALUATION		CURRENT FINANCES DECEMBER 31, 1989	
STATUTORY EXPENDITURES		1 Vacant Land 2352 3.30	36,377,700.00	ASSETS	
Pensions & F. L. C. A.	1,534,694.92	2 Residential 12470 65.83	726,294,200.00	Cash Dec. 31, 1989	9,975,205.91
Employee Fringe Benefits	1,239,000.00	3 Form 1117 2.82	31,164,600.00	Taxes Receivable	1,862,134.36
Other Statutory Expenditures	6,600.00	4a Commercial 1115 19.83	218,807,500.00	Tax Title Liens	32,333.02
CETA And Other Public Employment Programs		4b Industrial 86 4.06	44,849,800.00	Foreclosed Property	675,635.00
MUNICIPAL FUNCTIONS TOTAL	19,520,998.01	4c Apartments 65 4.16	45,864,700.00	Emergencies & Other Deferred Charges	250,547.67
CAPITAL IMPROVEMENTS *MEMO*	125,000.00	Total	1,103,358,500.00	State and Federal Aid Receivable	10,815.74
DEBT SERVICE		Land Area 69.50 Sq. Miles		Other Receivables	12,077.40
Principal Payments	1,885,879.53	Net Valuation Taxable-Municipal	1,119,483,258	Total	12,818,749.10
Interest Payments	737,467.61	Net Valuation Taxable-County	1,358,741,635	LIABILITIES, RESERVES, AND SURPLUS	
TYPE I SCHL DEBT *MEMO	1,367,075.03	State Equalized Valuation	1,432,684,650	Cash Liabilities	7,206,879.33
DEFERRED CHARGES	101,414.49	State Equalization Ratio	77.89	Reserves for Receivables	2,582,179.78
SCHOOL, COUNTY, SPECIAL DISTRICT TAXES	31,386,251.85			Surplus Dec. 31, 1989	3,029,689.99
RESERVE FOR UNCOLLECTED TAXES	1,887,478.87			Total	12,818,749.10
EXPENDITURES TOTAL	55,519,490.36				

0434

Population 1980 12,919
 Population 1990 24,559
 S & P Rating
 Moody Rating A1

General Tax Rate Per \$100. 2.74
 State Equalized Tax Rate 2.19

VOORHEES TOWNSHIP - CAMDEN COUNTY

Form of Government:
 Township Committee

Number of Members on Governing Body - 5

PER CAPITAL: Gross Debt 2,241.59
 Net Debt 404.63
 Debt Service 46.46
 Total Tax Levy 1,454.29
 Municipal Expenditures 412.96
 PER CENT: Gross Debt 4.40
 Net Debt .79
 Tax Levy Collected 95.74
 Tax Levy Cancelled, Abated or Adjusted 1.40

EXPENDITURES		REVENUES-REALIZED		1989 PROPERTY TAX	
GENERAL GOVERNMENT		REVENUES-REALIZED		STATE EQUALIZED TAX RATE	
Governing Body & Public Boards		1989 Property Taxes Collected	35,414,461.66	Local District School Taxes	.70 10,770,543.00
Municipal Clerk		1989 Payments in Lieu of Taxes	113,400.00	Regional & Consolidated School Tax	.31 4,757,464.52
Financial Administration	20,339.00	Delinquent Tax & Lien Collections	1,231,688.38	School Taxes in Municipal Budget	
Assessment of Taxes	86,906.90	Business Personalty Replacement Taxes	150,478.32	County Taxes	.89 13,632,796.79
Collection of Taxes	107,507.42	Taxes from Public Utilities	1,289,859.00	County Library Taxes	.02 362,330.23
Planning, Housing & Development	331,936.54	Other Miscellaneous Tax Revenues		Local Municipal Purpose Taxes	.26 3,983,286.00
Human Resources	38,894.49	State Aid Revenues	77,592.74	Veteran & Senior Citizen Taxes	
Elections	11,123.96	Federal Aid Revenues	34,309.00	Total Taxes for Rate Computation	2.18 33,594,470.54
General Administration (other)	872,510.11	State and Local Fiscal Assistance Act Utilized		Special District Taxes	131,666.44
JUDICIARY		Sale of Acquired Property		Bank Corp. Taxes	
Municipal Courts	109,825.59	Other Miscellaneous Revenues	1,942,345.89	Added and Omitted Taxes	2,077,807.71
PUBLIC SAFETY		Total	40,254,153.99	Total Taxes Levied - ABSTRACT	35,715,894.69
Fire Protection	30,940.30	Prior Years Surplus Appropriated	2,088,949.76	Total Taxes Billed	36,989,339.12
Police Protection	1,836,628.62	REVENUES TOTAL	42,343,003.75	1989 TAXES COLLECTED	
Civil Defense & Disaster Control	4,863.20	Reserve For Uncollected Taxes	1,362,000.00	1989 Taxes Cancelled, Abated or Adjusted	517,657.69
Environmental Inspection & Control	283,230.62	CAPITAL OUTLAY TOTAL	3,736,449.89	Transfer to Tax Title Liens or Foreclosed	12,545.91
Other Public Safety				Balance Outstanding Dec. 31, 1989	1,044,653.86
PUBLIC WORKS		Public Enterprises	1,012,511.67	PRIOR YEARS TAXES OUTSTANDING	
Streets and Drainage	493,334.97	Recreation-Culture	159,795.63	Balance January 1, 1989	1,421,916.34
Sewers and Sewage Processing		Public Works	1,543,620.34	Collected in 1989	1,228,597.24
Garbage and Trash Disposal	1,371,323.62	Buildings and Grounds	1,020,522.25	Cancelled, Abated or Adjusted 1989	172,038.89
Public Buildings and Grounds	131,230.71	Library and Education		Transfers to Tax Title Liens or Foreclosed	10,203.16
Other Public Works	99,758.20	Conservation		Balance December 31, 1989	11,077.05
HEALTH and WELFARE		All Other		TAX TITLE LIENS OUTSTANDING	
Health Services Except Environmental	60,132.32	CAPITAL DEBT AUTHORIZED, DECEMBER 31, 1989		Balance January 1, 1989	7,554.68
Welfare-Public Assistance	3,057.61	ISSUED AND UNISSUED		Transfer From Taxes	24,314.37
Hospital, Clinics, First Aid		School	39,507,363	Redeemed in 1989	3,091.14
Animal, Insect, & Rodent Control		Self-Liquidating	5,606,503	Cancelled, Abated or Adjusted (1989)	
Other Welfare Services		Other	9,937,286	Transfers to Foreclosed Property	
RECREATION and CONSERVATION		Total	55,051,153	Balance December 31, 1989	28,777.91
Beaches and Boardwalks		ISSUED AND OUTSTANDING		PROPERTY ACQUIRED BY DEED OR FORECLOSURE	
Parks, Playgrounds, Shade Trees	125,396.84	School	39,507,363.52	Balance January 1, 1989	16,215.00
Land Reclamation & Conservation	3,616.00	Self-Liquidating	5,574,000.00	Transfers From Taxes or Liens	
Other Recreational Services	41,567.12	Other	9,937,750.00	Sale for Cash (1989)	
EDUCATION (excluding schools)		Total	54,959,113.52	Cancelled, Abated or Adjusted (1989)	
Libraries		EQUALIZED VALUATION BASIS		Balance December 31, 1989	16,215.00
Other Educational Services	75,000.00	FOR NET DEBT COMPUTATION	1,251,707,909	CURRENT FINANCES DECEMBER 31, 1989	
STATUTORY EXPENDITURES		REAL PROPERTY VALUATIONS		ASSETS	
Pensions & F. I. C. A.	539,558.45	Code Class # of Parcels % VAL'N	ASSESSED VALUATION	Cash Dec. 31, 1989	7,755,547.17
Employee Fringe Benefits	363,938.03	1 Vacant Land 1184 6.19	75,240,445.00	Taxes Receivable	1,055,730.91
Other Statutory Expenditures	1.00	2 Residential 6521 62.87	764,652,791.00	Tax Title Liens	28,777.91
CETA And Other Public Employment Programs		3 Farm 44 .09	1,002,783.00	Foreclosed Property	16,215.00
MUNICIPAL FUNCTIONS TOTAL	7,047,721.62	4a Commercial 251 24.07	292,763,200.00	Emergencies & Other Deferred Charges	125,166.59
CAPITAL IMPROVEMENTS *MEMO*	1,000.00	4b Industrial 36 1.38	27,903,900.00	State and Federal Aid Receivable	
DEBT SERVICE		4c Apartments 14 4.90	59,626,000.00	Other Receivables	275,770.95
Principal Payments	650,000.00	Total	1,216,189,119.00	Total	9,257,208.63
Interest Payments	491,109.61	Land Area 11.61 Sq. Miles		LIABILITIES, RESERVES, AND SURPLUS	
DEFERRED CHARGES	91,035.30	Net Valuation Taxable-Municipal	1,223,214,132	Cash Liabilities	4,800,344.16
SCHOOL, COUNTY, SPECIAL DISTRICT TAXES	29,654,800.98	Net Valuation Taxable-County	1,381,341,543	Reserves for Receivables	1,370,494.77
RESERVE FOR UNCOLLECTED TAXES	1,362,000.00	State Equalized Valuation	1,526,122,099	Surplus Dec. 31, 1989	3,090,369.70
EXPENDITURES TOTAL	39,796,607.51	State Equalization Ratio	80.06	Total	9,257,208.63

Population 1980 10,802
 Population 1990 9,757
 S & P Rating A
 Moody Rating A

General Tax Rate Per \$100. 2.01
 State Equalized Tax Rate 1.76

WALDWICK BOROUGH - BERGEN COUNTY

Form of Government:

Borough Council

Number of Members on Governing Body - 6

PER CAPITA: Grass Debt 668.57 PER CENT: Gross Debt .93
 Net Debt 461.35 Net Debt .64
 Debt Service 79.71 Tax Levy Collected 98.12
 Total Tax Levy 1,371.48 Tax Levy Cancelled, Abated or Adjusted .13
 Municipal Expenditures 693.87

EXPENDITURES		REVENUES-REALIZED		1989 PROPERTY TAX	
GENERAL GOVERNMENT		REVENUES-REALIZED		STATE EQUALIZED TAX RATE	
Governing Body & Public Boards		1989 Property Taxes Collected	13,158,566.00	Lacol District Schaal Taxes	1.70 8,356,365.00
Municipal Clerk		1989 Payments in Lieu of Taxes		Regional & Consolidated Schaal Tax	
Financial Administration	40,991.00	Delinquent Tax & Lien Collections	165,992.00	Schaal Taxes in Municipal Budget	
Assessment of Taxes	37,215.00	Business Personalty Replacement Taxes	88,000.00	County Taxes	.22 1,706,175.44
Collection of Taxes	52,276.00	Taxes from Public Utilities	2,371,747.00	County Library Taxes	
Planning, Housing & Development	15,327.00	Other Miscellaneous Tax Revenues		Lacol Municipal Purpose Taxes	.43 3,286,063.00
Human Resources	32,934.00	State Aid Revenues	113,340.00	Veteran & Senior Citizen Taxes	103,950.00
Elections	2,278.00	Federal Aid Revenues		Total Taxes for Rate Computation	1.75 13,452,553.44
General Administration (other)	483,472.00	State and Local Fiscal Assistance Act Utilized		Special District Taxes	
JUDICIARY		Sale of Acquired Property		Bank Corp. Taxes	
Municipal Courts	39,032.00	Other Miscellaneous Revenues	554,731.00	Added and Omitted Taxes	32,918.00
PUBLIC SAFETY		Total	16,452,376.00	Total Taxes Levied - ABSTRACT	13,381,521.44
Fire Protection	74,159.00	Prior Years Surplus Appropriated	400,000.00	Total Taxes Billed	13,410,952.00
Police Protection	1,024,147.00	REVENUES TOTAL	16,852,376.00	1989 TAXES COLLECTED	13,158,566.00
Civil Defense & Disaster Control	50.00	Reserve For Uncollected Taxes	332,776.00	1989 Taxes Cancelled, Abated or Adjusted	17,415.00
Environmental Inspection & Control	52,131.00	CAPITAL OUTLAY TOTAL	483,195.00	Transfer to Tax Title Liens or Foreclosed	
Other Public Safety		Public Enterprises	32,535.00	Balance Outstanding Dec. 31, 1989	234,971.00
PUBLIC WORKS		Recreation-Culture	2,568.00	PRIOR YEARS TAXES OUTSTANDING	
Streets and Drainage	429,991.00	Public Works	385,307.00	Balance January 1, 1989	176,799.00
Sewers and Sewage Processing	1,274,568.00	Buildings and Grounds	62,285.00	Collected in 1989	165,992.00
Garbage and Trash Disposal	861,706.00	Library and Education		Cancelled, Abated or Adjusted 1989	
Public Buildings and Grounds	75,225.00	Conservation		Transfers to Tax Title Liens or Foreclosed	
Other Public Works		All Other		Balance December 31, 1989	10,807.00
HEALTH and WELFARE		CAPITAL DEBT AUTHORIZED, DECEMBER 31, 1989		TAX TITLE LIENS OUTSTANDING	
Health Services Except Environmental	65,000.00	ISSUED AND UNISSUED		Balance January 1, 1989	15,262.00
Welfare-Public Assistance	1,963.00	School	895,000.00	Transfer From Taxes	
Hospital, Clinics, First Aid		Self-Liquidating	808,050.00	Redeemed in 1989	
Animal, Insect, & Rodent Control	6,000.00	Other	4,820,165.00	Cancelled, Abated or Adjusted (1989)	
Other Welfare Services		Total	6,523,215.00	Transfers to Foreclosed Property	2,793.00
RECREATION and CONSERVATION		ISSUED AND OUTSTANDING		Balance December 31, 1989	12,469.00
Beaches and Boardwalks		School	895,000.00	PROPERTY ACQUIRED BY DEED OR FORECLOSURE	
Parks, Playgrounds, Shade Trees	62,303.00	Self-Liquidating		Balance January 1, 1989	32,717.00
Land Reclamation & Conservation	100,712.00	Other	4,668,100.00	Transfers From Taxes or Liens	2,793.00
Other Recreational Services	10,033.00	Total	5,563,100.00	Sale for Cash (1989)	
EDUCATION (excluding schools)		EQUALIZED VALUATION BASIS FOR NET DEBT COMPUTATION		Cancelled, Abated or Adjusted (1989)	
Libraries	226,148.00	REAL PROPERTY VALUATIONS		Balance December 31, 1989	35,510.00
Other Educational Services	500.00	Code Class # of Parcels % VAL'N		CURRENT FINANCES DECEMBER 31, 1989	
STATUTORY EXPENDITURES				ASSETS	
Pensions & F. L. C. A.	314,926.00	1 Vacant Land 136 .86	5,722,900.00	Cash Dec. 31, 1989	1,450,380.00
Employee Fringe Benefits	144,900.00	2 Residential 3230 87.26	579,964,400.00	Taxes Receivable	245,778.00
Other Statutory Expenditures	3,512.00	3 Farm 4 .04	265,300.00	Tax Title Liens	12,469.00
CETA And Other Public Employment Programs		4a Commercial 117 8.00	53,141,400.00	Foreclosed Property	35,510.00
MUNICIPAL FUNCTIONS TOTAL	5,431,549.00	4b Industrial 23 3.84	25,513,100.00	Emergencies & Other Deferred Charges	75,260.00
CAPITAL IMPROVEMENTS *MEMO*	15,000.00	4c Apartments		State and Federal Aid Receivable	23,865.00
DEBT SERVICE		Total	5510	Other Receivables	32,832.00
Principal Payments	457,300.00			Total	1,876,094.00
Interest Payments	320,420.00	Land Area 2.40 Sq. Miles		LIABILITIES, RESERVES, AND SURPLUS	
DEFERRED CHARGES	228,060.00			Cash Liabilities	723,861.00
SCHOOL, COUNTY, SPECIAL DISTRICT TAXES	10,062,540.44	Net Valuation Taxable-Municipal	665,573,839	Reserves for Receivables	326,589.00
RESERVE FOR UNCOLLECTED TAXES	332,776.00	Net Valuation Taxable-County	719,711,116	Surplus Dec. 31, 1989	825,644.00
EXPENDITURES TOTAL	16,832,645.44	State Equalized Valuation	759,477,467	Total	1,876,094.00
		State Equalization Ratio	87.62		

Population 1980 18,952
 Population 1990 20,244
 S & P Rating
 Moody Rating A

General Tax Rate Per \$100. 1.34
 State Equalized Tax Rate 1.47

WALL TOWNSHIP - MONMOUTH COUNTY

Form of Government:
 Township Committee

Number of Members on Governing Body - 5

PER CAPITA: Gross Debt 1,516,27 PER CENT: Gross Debt 1.99
 Net Debt 757,00 Net Debt .99
 Debt Service 51.79 Tax Levy Collected 93.70
 Total Tax Levy 1,383.53 Tax Levy Cancelled, Abated or Adjusted
 Municipal Expenditures 574.75

EXPENDITURES		REVENUES-REALIZED		1989 PROPERTY TAX	
GENERAL GOVERNMENT		REVENUES-REALIZED		STATE EQUALIZED TAX RATE .82	
Governing Body & Public Boards		1989 Property Taxes Collected	26,258,072.09	Local District School Taxes	15,049,270.15
Municipal Clerk		1989 Payments in Lieu of Taxes		Regional & Consolidated School Tax	
Financial Administration	61,335.00	Delinquent Tax & Lien Collections	913,423.06	School Taxes in Municipal Budget	
Assessment of Taxes	115,054.00	Business Personalty Replacement Taxes	199,122.23	County Taxes	.39 * 7,134,017.87
Collection of Taxes	98,243.00	Taxes from Public Utilities	3,024,451.00	County Library Taxes	.01 225,637.34
Planning, Housing & Development	447,428.00	Other Miscellaneous Tax Revenues		Local Municipal Purpose Taxes	.25 4,666,730.00
Human Resources	194,630.00	State Aid Revenues	188,363.45	Veteran & Senior Citizen Taxes	168,400.00
Elections	2,750.00	Federal Aid Revenues		Total Taxes for Rate Computation	1.47 27,244,055.36
General Administration (other)	816,754.00	State and Local Fiscal Assistance Act Utilized		Special District Taxes	579,651.67
JUDICIARY		Sale of Acquired Property		Bank Corp. Taxes	
Municipal Courts	182,706.00	Other Miscellaneous Revenues	1,410,422.33	Added and Omitted Taxes	352,918.53
PUBLIC SAFETY		Total	31,893,874.21	Total Taxes Levied - ABSTRACT	28,008,225.56
Fire Protection		Prior Years Surplus Appropriated	1,500,000.00	Total Taxes Billed	28,022,111.76
Police Protection	3,011,306.25	REVENUES TOTAL	33,393,874.21	1989 TAXES COLLECTED	26,258,072.09
Civil Defense & Disaster Control		Reserve For Uncollected Taxes	1,247,745.86	1989 Taxes Cancelled, Abated or Adjusted	
Environmental Inspection & Control	212,374.00	CAPITAL OUTLAY TOTAL	12,269,823.50	Transfer to Tax Title Liens or Foreclosed	
Other Public Safety		Public Enterprises	1,892,139.07	Balance Outstanding Dec. 31, 1989	1,764,039.67
PUBLIC WORKS		Recreation-Culture	195,859.13	PRIOR YEARS TAXES OUTSTANDING	
Streets and Drainage	546,237.10	Public Works	1,251,173.40	Balance January 1, 1989	924,390.83
Sewers and Sewage Processing		Buildings and Grounds	3,921,882.71	Collected in 1989	813,029.55
Gorbage and Trash Disposal	1,333,891.39	Library and Education		Cancelled, Abated or Adjusted 1989	
Public Buildings and Grounds	222,074.00	Conservation	8,769.19	Transfers to Tax Title Liens or Foreclosed	
Other Public Works		All Other		Balance December 31, 1989	111,361.28
HEALTH and WELFARE		CAPITAL DEBT AUTHORIZED, DECEMBER 31, 1989		TAX TITLE LIENS OUTSTANDING	
Health Services Except Environmental	33,392.00	ISSUED AND UNISSUED		Balance January 1, 1989	16,394.22
Welfare-Public Assistance	3,454.00	School	4,695,000.00	Transfer From Taxes	
Hospital, Clinics, First Aid		Self-Liquidating	10,675,555	Redeemed in 1989	393.51
Animal, Insect, & Rodent Control	5,000.00	Other	15,324,757	Cancelled, Abated or Adjusted (1989)	
Other Welfare Services		Total	30,695,313	Transfers to Foreclosed Property	
RECREATION and CONSERVATION		ISSUED AND OUTSTANDING		Balance December 31, 1989	16,000.71
Beaches and Boardwalks		School	4,695,000.00	PROPERTY ACQUIRED BY DEED OR FORECLOSURE	
Parks, Playgrounds, Shade Trees	134,706.00	Self-Liquidating	6,059,100.00	Balance January 1, 1989	301,000.00
Land Reclamation & Conservation	342,314.00	Other	10,971,950.00	Transfers From Taxes or Liens	
Other Recreational Services	1,000.00	Total	21,726,050.00	Sole for Cash (1989)	
EDUCATION (excluding schools)		EQUALIZED VALUATION BASIS FOR NET DEBT COMPUTATION	1,540,397,126	Cancelled, Abated or Adjusted (1989)	
Libraries	37,000.00	REAL PROPERTY VALUATIONS		Balance December 31, 1989	301,000.00
Other Educational Services	1,500.00	Code Class # of Parcels % VAL'N ASSESSED VALUATION		CURRENT FINANCES DECEMBER 31, 1989	
STATUTORY EXPENDITURES		1 Vacant Land 1410 9.48 190,818,500.00		ASSETS	
Pensions & F. I. C. A.	765,231.00	2 Residential 6401 66.55 1,339,066,500.00		Cash Dec. 31, 1989	1,368,751.58
Employee Fringe Benefits	454,990.00	3 Farm 162 1.72 34,502,900.00		Taxes Receivable	1,875,400.95
Other Statutory Expenditures		4a Commercial 492 15.40 309,820,200.00		Tox Title Liens	16,000.71
CETA And Other Public Employment Programs		4b Industrial 63 5.97 120,101,100.00		Foreclosed Property	301,000.00
MUNICIPAL FUNCTIONS TOTAL	9,033,934.74	4c Apartments 7 .98 17,755,700.00		Emergencies & Other Deferred Charges	522,500.00
CAPITAL IMPROVEMENTS * MEMO *	130,000.00	Total 8535 2,012,124,900.00		State and Federal Aid Receivable	
DEBT SERVICE		Land Area 31.01 Sq. Miles		Other Receivables	275,784.96
Principal Payments	475,050.00	Net Valuation Taxable-Municipal	2,020,100,042	Total	4,359,438.20
Interest Payments	573,471.40	Net Valuation Taxable-County	1,682,050,541	LIABILITIES, RESERVES, AND SURPLUS	
DEFERRED CHARGES		State Equalized Valuation	1,843,688,033	Cash Liabilities	743,441.69
SCHOOL, COUNTY, SPECIAL DISTRICT TAXES	22,983,577.03	State Equalization Ratio	109.61	Reserves for Receivables	2,750,686.62
RESERVE FOR UNCOLLECTED TAXES	1,247,745.86			Surplus Dec. 31, 1989	865,309.89
EXPENDITURES TOTAL	34,623,929.03			Total	4,359,438.20

*Includes County Health Service Taxes, County Vocational School Taxes, or County Open Space Tax. See Table 13.

Population 1980 10,741
 Population 1990 10,523
 S & P Rating
 Moody Rating A

General Tax Rate Per \$100. 1.35
 State Equalized Tax Rate 1.51

WALLINGTON BOROUGH - BERGEN CO.
 Form of Government:
 Borough Council
 Number of Members on Governing Body - 6

PER CAPITA: Grass Debt 336.51
 Net Debt 279.99
 Debt Service 34.13
 Total Tax Levy 818.75
 Municipal Expenditures 399.69
 PER CENT: Grass Debt .70
 Net Debt .59
 Tax Levy Collected 95.36
 Tax Levy Cancelled, Abated or Adjusted 1.64

EXPENDITURES		REVENUES-REALIZED		1989 PROPERTY TAX	
GENERAL GOVERNMENT		REVENUES-REALIZED		STATE EQUALIZED TAX RATE 1.76	
Governing Body & Public Boards		1989 Property Taxes Collected	8,463,036.00	Local District Schaal Taxes	4,449,881.25
Municipal Clerk		1989 Payments in Lieu of Taxes		Regional & Consolidated Schaal Tax	
Financial Administration	24,650.00	Delinquent Tax & Lien Collections	143,631.00	Schaal Taxes in Municipal Budget	
Assessment of Taxes	5,958.00	Business Personalty Replacement Taxes	120,405.00	County Taxes	.23 1,326,115.96
Collection of Taxes	63,017.00	Taxes from Public Utilities	379,759.00	County Library Taxes	
Planning, Housing & Development	15,000.00	Other Miscellaneous Tax Revenues		Local Municipal Purpose Taxes	.52 3,063,755.11
Human Resources	61,000.00	State Aid Revenues	133,501.00	Veteran & Senior Citizen Taxes	150,950.00
Elections	2,371.00	Federal Aid Revenues		Total Taxes far Rate Computation	1.51 8,990,702.32
General Administration (other)	446,164.00	State and Local Fiscal Assistance Act Utilized		Special District Taxes	
JUDICIARY		Sale of Acquired Property		Bank Corp. Taxes	
Municipal Courts	39,722.00	Other Miscellaneous Revenues	444,685.00	Added and Omitted Taxes	25,683.00
PUBLIC SAFETY		Total	9,635,017.00	Total Taxes Levied - ABSTRACT	8,865,435.32
Fire Protection	113,500.00	Prior Years Surplus Appropriated	156,600.00	Total Taxes Billed	8,875,186.00
Police Protection	871,113.00	REVENUES TOTAL	9,841,617.00	1989 TAXES COLLECTED	8,463,036.00
Civil Defense & Disaster Control	10.00	Reserve Far Uncollected Taxes	238,534.00	1989 Taxes Cancelled, Abated or Adjusted	145,746.00
Environmental Inspection & Control	18,654.00	CAPITAL OUTLAY TOTAL	35,283.00	Transfer to Tax Title Liens or Foreclosed	36,391.00
Other Public Safety				Balance Outstanding Dec. 31, 1989	230,013.00
PUBLIC WORKS		Public Enterprises	6,576.00	PRIOR YEARS TAXES OUTSTANDING	
Streets and Drainage	180,011.00	Recreation-Culture		Balance January 1, 1989	143,689.00
Sewers and Sewage Processing	311,782.00	Public Works	28,635.00	Collected in 1989	143,631.00
Garbage and Trash Disposal	634,505.00	Buildings and Grounds	71.00	Cancelled, Abated or Adjusted 1989	
Public Buildings and Grounds	54,400.00	Library and Education		Transfers to Tax Title Liens or Foreclosed	
Other Public Works		Conservation		Balance December 31, 1989	58.00
HEALTH and WELFARE		All Other		TAX TITLE LIENS OUTSTANDING	
Health Services Except Environmental	48,406.00	CAPITAL DEBT AUTHORIZED, DECEMBER 31, 1989		Balance January 1, 1989	227,062.00
Welfare-Public Assistance	8,774.00	ISSUED AND UNISSUED		Transfer From Taxes	36,391.00
Hospital, Clinics, First Aid	500.00	Schaal	612,000	Redeemed in 1989	
Animal, Insect, & Rodent Control		Self-Liquidating	582,627	Cancelled, Abated or Adjusted (1989)	
Other Welfare Services		Other	2,449,032	Transfers to Foreclosed Property	
RECREATION and CONSERVATION		Total	3,643,710	Balance December 31, 1989	263,453.00
Beaches and Boardwalks	6,530.00	ISSUED AND OUTSTANDING		PROPERTY ACQUIRED BY DEED OR FORECLOSURE	
Parks, Playgrounds, Shade Trees		Schaal	612,000.00	Balance January 1, 1989	13,950.00
Land Reclamation & Conservation	82,107.00	Self-Liquidating	288,000.00	Transfers From Taxes or Liens	
Other Recreational Services	21,000.00	Other	1,805,000.00	Sale for Cash (1989)	
EDUCATION (excluding schaal)		Total	2,705,000.00	Cancelled, Abated or Adjusted (1989)	
Libraries	182,843.00	EQUALIZED VALUATION BASIS FOR NET DEBT COMPUTATION	517,586,989	Balance December 31, 1989	13,950.00
Other Educational Services		REAL PROPERTY VALUATIONS		CURRENT FINANCES DECEMBER 31, 1989	
STATUTORY EXPENDITURES		Code Class # of Parcels % VAL'N ASSESSED VALUATION		ASSETS	
Pensions & F. L. C. A.	218,108.00	1 Vacant Land 72 1.09 7,094,000.00		Cash Dec. 31, 1989	337,892.00
Employee Fringe Benefits	173,657.00	2 Residential 2083 72.67 471,798,571.00		Taxes Receivable	230,071.00
Other Statutory Expenditures	7,000.00	3 Farm 4a Commercial 163 8.64 56,101,400.00		Tax Title Liens	263,453.00
CETA And Other Public Employment Programs		4b Industrial 41 8.70 56,471,800.00		Foreclosed Property	13,950.00
MUNICIPAL FUNCTIONS TOTAL	3,600,883.00	4c Apartments 29 8.90 57,797,500.00		Emergencies & Other Deferred Charges	58,488.00
CAPITAL IMPROVEMENTS *MEMO*	10,000.00	Total 2388 649,263,271.00		State and Federal Aid Receivable	402.00
DEBT SERVICE		Land Area 1.00 Sq. Miles		Other Receivables	9,320.00
Principal Payments	204,900.00	Net Valuation Taxable-Municipal	650,698,746	Total	913,576.00
Interest Payments	164,669.00	Net Valuation Taxable-County	559,526,524	LIABILITIES, RESERVES, AND SURPLUS	
DEFERRED CHARGES	118,846.00	State Equalized Valuation	584,518,790	Cash Liabilities	281,052.00
SCHOOL, COUNTY, SPECIAL DISTRICT TAXES	5,775,997.21	State Equalization Ratio	111.35	Reserves for Receivables	516,794.00
RESERVE FOR UNCOLLECTED TAXES	238,534.00			Surplus Dec. 31, 1989	115,730.00
EXPENDITURES TOTAL	10,103,829.21			Total	913,576.00

1923

Population 1980 150
 Population 1990 67
 S & P Rating
 Moody Rating

General Tax Rate Per \$100.

.52

State Equalized Tax Rate

.54

WALPACK TOWNSHIP - SUSSEX COUNTY

Form of Government:

Township Committee

Number of Members on Governing Body - 3

PER CAPITA:

Gross Debt 63.39

Net Debt

Debt Service

Total Tax Levy 205.55

Municipal Expenditures 3,260.54

PER CENT:

Gross Debt 1.18

Net Debt

Tax Levy Collected 98.50

Tax Levy Cancelled, Abated or Adjusted 1.21

EXPENDITURES		REVENUES-REALIZED		1989 PROPERTY TAX	
GENERAL GOVERNMENT		REVENUES-REALIZED		STATE EQUALIZED TAX RATE →	
Governing Body & Public Boards		1989 Property Taxes Collected	13,770.54	Lacol District School Taxes	
Municipal Clerk		1989 Poyments in Lieu of Taxes		Regional & Consolidated School Tax	
Financial Administration	12,000.00	Delinquent Tax & Lien Collections	1,043.90	School Taxes in Municipal Budget	
Assessment of Taxes	3,750.00	Business Personalty Replacement Taxes	2,350.72	County Taxes	.51 * 13,236.72
Collection of Taxes	4,100.00	Taxes from Public Utilities	46,206.00	County Library Taxes	.02 602.15
Planning, Hausing & Development		Other Miscellaneous Tax Revenues		Lacal Municipal Purpose Taxes	
Human Resources		State Aid Revenues	2,053.71	Veteran & Senior Citizen Taxes	450.00
Elections		Federal Aid Revenues		Total Taxes for Rate Computation	.53 14,288.87
General Administration (other)	35,600.00	State and Local Fiscal Assistance Act Utilized		Special District Taxes	
JUDICIARY		Sale of Acquired Property		Bank Corp. Taxes	
Municipal Courts		Other Miscellaneous Revenues	103,370.14	Added and Omitted Taxes	
PUBLIC SAFETY		Total	174,795.01	Total Taxes Levied - ABSTRACT	13,838.87
Fire Protection		Prior Years Surplus Appropriated	153,467.13	Total Taxes Billed	13,930.62
Police Protection	1,000.00	REVENUES TOTAL	333,262.14	1989 TAXES COLLECTED	13,770.54
Civil Defense & Disaster Control		Reserve For Uncollected Taxes	1,525.43	1989 Taxes Cancelled, Abated or Adjusted	165.48
Environmental Inspection & Control	1,000.00	CAPITAL OUTLAY TOTAL		Transfer to Tax Title Liens or Foreclosed	41.60
Other Public Safety		Public Enterprises		Balance Outstanding Dec. 31, 1989	
PUBLIC WORKS		Recreation-Culture		PRIOR YEARS TAXES OUTSTANDING	
Streets and Drainage	75,500.00	Public Works		Balance January 1, 1989	1,093.55
Sewers and Sewage Processing		Buildings and Grounds		Collected in 1989	1,043.90
Garbage and Trash Disposal		Library and Educotian		Cancelled, Abated or Adjusted 1989	
Public Buildings and Grounds	5,700.00	Conservation		Transfers to Tax Title Liens or Foreclosed	
Other Public Works		All Other		Balance December 31, 1989	54.55
HEALTH and WELFARE		CAPITAL DEBT AUTHORIZED, DECEMBER 31, 1989		TAX TITLE LIENS OUTSTANDING	
Health Services Except Environmental		ISSUED AND UNISSUED	GROSS DEBT	NET DEBT	
Welfare-Public Assistance	3,500.00	Schaal	4,246		
Hospital, Clinics, First Aid		Self-Liquidating			
Animal, Insect, & Rodent Control	500.00	Other			
Other Welfare Services		Total	4,246		
RECREATION and CONSERVATION		ISSUED AND OUTSTANDING			
Beaches and Boardwalks		School	3,775.16		
Parks, Playgrounds, Shade Trees		Self-Liquidating			
Land Reclomation & Conservation	3,130.59	Other			
Other Recreational Services		Total	3,775.16		
EDUCATION (excluding schools)		EQUALIZED VALUATION BASIS			
Libraries		FOR NET DEBT COMPUTATION		2,320,397	
Other Educotional Services	50,000.00	REAL PROPERTY VALUATIONS			
STATUTORY EXPENDITURES		<u>Code</u>	<u>Class</u>	<u># of Parcels</u>	<u>% VAL'N</u>
Pensions & F. L. C. A.	10,000.00	1	Vocant Land	13	10.36
Employee Fringe Benefits	11,000.00	2	Residential	13	37.02
Other Stotutory Expenditures	100.00	3	Farm	10	15.97
CETA And Other Public Employment Programs		4a	Commercial	2	36.75
MUNICIPAL FUNCTIONS		4b	Industrial		
CAPITAL IMPROVEMENTS		4c	Aportments		
DEBT SERVICE		Total	38		
Principol Payments		Land Area	24.10	Sq. Miles	
Interest Payments		Net Valuation Taxable-Municipal		2,683,580	
DEFERRED CHARGES		Net Valuation Taxable-County		3,236,795	
SCHOOL, COUNTY, SPECIAL DISTRICT TAXES	13,933.87	State Equalized Valuation		2,577,264	
RESERVE FOR UNCOLLECTED TAXES	1,525.43	State Equalization Ratio		104.50	
EXPENDITURES TOTAL	232,294.89				

*Includes County Health Service Taxes, County Vocational School Taxes, or County Open Space Tax. See Table 13.

Population 1980 10,025
 Population 1990 9,711
 S & P Rating
 Moody Rating 3A41

General Tax Rate Per \$100. 2.16
 State Equalized Tax Rate 2.34

WANAQUE BOROUGH - PASSAIC COUNTY
 Form of Government:
Borough Council
 Number of Members on Governing Body - 6

PER CAPITA: Gross Debt 772.31 PER CENT: Gross Debt 1.56
 Net Debt 383.88 Net Debt .79
 Debt Service 38.53 Tax Levy Collected 97.35
 Total Tax Levy 1,280.99 Tax Levy Cancelled, Abated
 Municipal Expenditures 540.49 or Adjusted 1.00

EXPENDITURES		REVENUES-REALIZED			1989 PROPERTY TAX	
GENERAL GOVERNMENT		1989 Property Taxes Collected 12,122,153.19			STATE EQUALIZED TAX RATE	
Governing Body & Public Boards		1989 Payments in Lieu of Taxes		Local District School Taxes	.57	3,566,611.00
Municipal Clerk		Delinquent Tax & Lien Collections	395,376.24	Regional & Consolidated School Tax	.48	2,544,832.42
Financial Administration	99,000.00	Business Personalty Replacement Taxes	114,201.16	School Taxes in Municipal Budget		
Assessment of Taxes	23,750.00	Taxes from Public Utilities	436,446.00	County Taxes	.43	2,306,806.16
Collection of Taxes	52,425.00	Other Miscellaneous Tax Revenues		County Library Taxes		
Planning, Housing & Development	20,000.00	State Aid Revenues	125,251.70	Local Municipal Purpose Taxes	.75	3,989,665.00
Human Resources	30,635.00	Federal Aid Revenues		Veteran & Senior Citizen Taxes		100,500.00
Elections	10,000.00	State and Local Fiscal Assistance Act Utilized		Total Taxes for Rate Computation	2.33	12,508,414.58
General Administration (other)	773,324.71	Sale of Acquired Property		Special District Taxes		
JUDICIARY		Other Miscellaneous Revenues	418,860.74	Bank Corp. Taxes		
Municipal Courts	35,500.00	Prior Years Surplus Appropriated	206,000.00	Added and Omitted Taxes		31,818.03
PUBLIC SAFETY		REVENUES TOTAL	13,809,349.03	Total Taxes Levied - ABSTRACT		12,439,732.66
Fire Protection	54,139.11	Reserve For Uncollected Taxes	457,012.31	Total Taxes Billed		12,452,038.24
Police Protection	327,840.29	CAPITAL OUTLAY TOTAL	509,564.91	1989 TAXES COLLECTED		12,122,153.19
Civil Defense & Disaster Control	330.00	Public Enterprises	60,269.71	1989 Taxes Cancelled, Abated or Adjusted		124,971.96
Environmental Inspection & Control	20,000.00	Recreation-Culture	13,692.03	Transfer to Tax Title Liens or Foreclosed		3,270.64
Other Public Safety		Public Works	435,603.17	PRIOR OUTSTANDING Dec. 31, 1989		196,642.45
PUBLIC WORKS		Buildings and Grounds		PRIOR YEARS TAXES OUTSTANDING		
Streets and Drainage	260,824.00	Library and Education		Balance January 1, 1989		447,716.28
Sewers and Sewage Processing		Conservation		Collected in 1989		396,376.24
Garbage and Trash Disposal	1,137,465.00	All Other		Cancelled, Abated or Adjusted 1989		
Public Buildings and Grounds	70,500.00	CAPITAL DEBT AUTHORIZED, DECEMBER 31, 1989		Transfers to Tax Title Liens or Foreclosed		429.66
Other Public Works	28,100.00	ISSUED AND UNISSUED		Balance December 31, 1989		50,910.38
HEALTH and WELFARE		School	2,811,224	TAX TITLE LIENS OUTSTANDING		
Health Services Except Environmental	89,590.00	Self-Liquidating	912,300	Balance January 1, 1989		84,582.37
Welfare-Public Assistance	3,700.00	Other	3,776,417	Transfer From Taxes		8,789.63
Hospital, Clinics, First Aid		Total	7,499,941	Redeemed in 1989		
Animal, Insect, & Rodent Control		ISSUED AND OUTSTANDING		Cancelled, Abated or Adjusted (1989)		
Other Welfare Services		School	2,811,224.14	Transfers to Foreclosed Property		
RECREATION and CONSERVATION		Self-Liquidating	400,000.00	Balance December 31, 1989		93,372.20
Beaches and Boardwalks		Other	2,521,500.00	PROPERTY ACQUIRED BY DEED OR FORECLOSURE		
Parks, Playgrounds, Shade Trees	29,700.00	Total	5,732,724.14	Balance January 1, 1989		407,810.00
Land Reclamation & Conservation	136,000.00	EQUALIZED VALUATION BASIS		Transfers From Taxes or Liens		
Other Recreational Services	29,570.00	FOR NET DEBT COMPUTATION	480,562.025	Sale for Cash (1989)		
EDUCATION (excluding schools)		REAL PROPERTY VALUATIONS		Cancelled, Abated or Adjusted (1989)		
Libraries	163,732.00	Code Class # of Parcels % VAL'N		Balance December 31, 1989		407,810.00
Other Educational Services		1 Vacant Land 289 5.64		CURRENT FINANCES DECEMBER 31, 1989		
STATUTORY EXPENDITURES		2 Residential 2830 83.08		ASSETS		
Pensions & F. L. C. A.	263,000.00	3 Farm 2 .05		Cash Dec. 31, 1989		2,299,892.20
Employee Fringe Benefits	169,000.00	4a Commercial 103 7.31		Taxes Receivable		247,552.83
Other Statutory Expenditures	10,000.00	4b Industrial 19 3.58		Tax Title Liens		93,372.20
CETA And Other Public Employment Programs		4c Apartments 6 .33		Foreclosed Property		407,810.00
MUNICIPAL FUNCTIONS TOTAL	4,347,285.11	Total 3249		Emergencies & Other Deferred Charges		150,552.83
CAPITAL IMPROVEMENTS * MEMO *	51,000.00	Land Area 8.30 Sq. Miles		State and Federal Aid Receivable		23,471.76
DEBT SERVICE		Net Valuation Taxable-Municipal	575,382,892	Other Receivables		217,392.62
Principal Payments	175,000.00	Net Valuation Taxable-County	502,187,796	Total		3,440,044.44
Interest Payments	199,211.67	State Equalized Valuation	531,817,422	LIABILITIES, RESERVES, AND SURPLUS		
DEFERRED CHARGES	70,195.69	State Equalization Ratio	108.22	Cash Liabilities		1,915,434.97
SCHOOL, COUNTY, SPECIAL DISTRICT TAXES	8,418,249.58			Reserves for Receivables		927,864.90
RESERVE FOR UNCOLLECTED TAXES	457,012.31			Surplus Dec. 31, 1989		596,744.57
EXPENDITURES TOTAL	13,666,954.36			Total		3,440,044.46

Population 1980 7,268
 Population 1990 9,487
 S & P Rating
 Moody Rating BAA1

General Tax Rate Per \$100. 3.59
 State Equalized Tax Rate 1.70

WANTAGE TOWNSHIP - SUSSEX COUNTY
 Form of Government:
 Township Committee
 Number of Members on Governing Body - 3

PER CAPITA: 814.81 PER CENT: 1.73
 Gross Debt 103.82 Net Debt .22
 Net Debt 50.25 Tax Levy Collected 93.42
 Debt Service 989.77 Tax Levy Cancelled, Abated
 Total Tax Levy 351.41 or Adjusted .19
 Municipal Expenditures

EXPENDITURES		REVENUES-REALIZED		1989 PROPERTY TAX	
GENERAL GOVERNMENT				STATE EQUALIZED TAX RATE	
Governing Body & Public Boards		1989 Property Taxes Collected	8,783,559.62	Local District School Taxes	
Municipal Clerk		1989 Payments in Lieu of Taxes		Regional & Consolidated School Tax	1.13
Financial Administration	93,700.00	Delinquent Tax & Lien Collections	492,264.04	School Taxes in Municipal Budget	
Assessment of Taxes	159,323.00	Business Personalty Replacement Taxes	99,519.12	County Taxes	.37 *
Collection of Taxes	71,000.00	Taxes from Public Utilities	426,249.00	County Library Taxes	.02
Planning, Housing & Development	36,458.00	Other Miscellaneous Tax Revenues		Local Municipal Purpose Taxes	.18
Human Resources		State Aid Revenues	38,426.18	Veteran & Senior Citizen Taxes	
Elections	3,000.00	Federal Aid Revenues		Total Taxes for Rate Computation	1.70
General Administration (other)	270,420.90	State and Local Fiscal Assistance Act Utilized	1,162.00	Special District Taxes	
JUDICIARY		Sale of Acquired Property		Bank Corp. Taxes	
Municipal Courts	62,730.00	Other Miscellaneous Revenues	929,037.06	Added and Omitted Taxes	
PUBLIC SAFETY		Total	10,770,217.02	Total Taxes Levied - ABSTRACT	9,389,971.92
Fire Protection	146,328.25	Prior Years Surplus Appropriated	932,980.28	Total Taxes Billed	9,402,461.20
Police Protection	12,000.00	REVENUES TOTAL	11,603,197.30	1989 TAXES COLLECTED	8,783,559.62
Civil Defense & Disaster Control	2,500.00	Reserve For Uncollected Taxes	671,042.23	1989 Taxes Cancelled, Abated or Adjusted	7,718.12
Environmental Inspection & Control	58,500.00	CAPITAL OUTLAY TOTAL	7,262.28	Transfer to Tax Title Liens or Foreclosed	35,138.92
Other Public Safety		Public Enterprises		Balance Outstanding Dec. 31, 1989	566,044.54
PUBLIC WORKS		Recreation-Culture		PRIOR YEARS TAXES OUTSTANDING	
Streets and Drainage	717,152.00	Public Works	7,262.28	Balance January 1, 1989	466,373.11
Sewers and Sewage Processing		Buildings and Grounds		Collected in 1989	443,437.43
Garbage and Trash Disposal	32,130.59	Library and Education		Cancelled, Abated or Adjusted 1989	53.47
Public Buildings and Grounds	102,000.00	Conservation		Transfers to Tax Title Liens or Foreclosed	20,466.83
Other Public Works		All Other		Balance December 31, 1989	2,415.38
HEALTH and WELFARE		CAPITAL DEBT AUTHORIZED, DECEMBER 31, 1989		TAX TITLE LIENS OUTSTANDING	
Health Services Except Environmental	14,537.60	ISSUED AND UNISSUED		Balance January 1, 1989	35,593.09
Welfare-Public Assistance	17,553.50	School	6,307,109	Transfer From Taxes	58,353.24
Hospital, Clinics, First Aid	3,900.00	Self-Liquidating		Redeemed in 1989	48,826.61
Animal, Insect, & Rodent Control		Other	1,423,000	Cancelled, Abated or Adjusted (1989)	
Other Welfare Services		Total	7,730,108	Transfers to Foreclosed Property	
RECREATION and CONSERVATION		ISSUED AND OUTSTANDING		Balance December 31, 1989	45,120.32
Beaches and Boardwalks		School		PROPERTY ACQUIRED BY DEED OR FORECLOSURE	
Parks, Playgrounds, Shade Trees		Self-Liquidating		Balance January 1, 1989	377,400.00
Land Reclamation & Conservation	15,000.00	Other		Transfers From Taxes or Liens	
Other Recreational Services	14,020.00	Total		Sale for Cash (1989)	34,582.75
EDUCATION (excluding schools)		EQUALIZED VALUATION BASIS FOR NET DEBT COMPUTATION	446,409,031	Cancelled, Abated or Adjusted (1989)	27,817.25
Libraries	3,500.00	REAL PROPERTY VALUATIONS		Balance December 31, 1989	315,000.00
Other Educational Services		Code Class # of Parcels % VAL'N ASSESSED VALUATION		CURRENT FINANCES DECEMBER 31, 1989	
STATUTORY EXPENDITURES		1 Vacant Land 853 5.81 14,567,600.00		ASSETS	
Pensions & F. L. C. A.	91,977.00	2 Residential 2539 69.80 175,082,400.00		Cash Dec. 31, 1989	2,700,391.79
Employee Fringe Benefits	151,950.00	3 Farm 1076 12.69 31,839,900.00		Taxes Receivable	568,459.92
Other Statutory Expenditures	7,000.00	4a Commercial 121 10.95 27,472,500.00		Tax Title Liens	45,120.32
CETA And Other Public Employment Programs		4b Industrial 2 .12 312,200.00		Foreclosed Property	315,000.00
MUNICIPAL FUNCTIONS TOTAL	2,095,810.85	4c Apartments 3 .63 1,571,400.00		Emergencies & Other Deferred Charges	1,640.00
CAPITAL IMPROVEMENTS * MEMO *	10,000.00	Total 4594 68.15 Sq. Miles 250,851,900.00		State and Federal Aid Receivable	28,180.19
DEBT SERVICE		Net Valuation Taxable-Municipal	256,613,430	Other Receivables	19,040.22
Principal Payments	370,000.00	Net Valuation Taxable-County	496,997,397	Total	3,677,832.44
Interest Payments	105,751.34	State Equalized Valuation	535,431,933	LIABILITIES, RESERVES, AND SURPLUS	
DEFERRED CHARGES		State Equalization Ratio	47.35	Cash Liabilities	845,696.80
SCHOOL, COUNTY, SPECIAL DISTRICT TAXES	8,246,052.27			Reserves for Receivables	947,620.46
RESERVE FOR UNCOLLECTED TAXES	671,042.23			Surplus Dec. 31, 1989	1,884,515.19
EXPENDITURES TOTAL	11,579,871.88			Total	3,677,832.44

*Includes County Health Service Taxes, County Vocational School Taxes, or County Open Space Tax. See Table 13.

Population 1980 9,305
 Population 1990 10,330
 S & P Rating
 Moody Rating AA

General Tax Rate Per \$100. 2.73
 State Equalized Tax Rate 1.16

WARREN TOWNSHIP - SOMERSET COUNTY
 Form of Government:
 Township Committee
 Number of Members on Governing Body - 5

PER CAPITA: Gross Debt 1,239.01
 Net Debt 888.66
 Debt Service 37.08
 Total Tax Levy 1,891.68
 Municipal Expenditures 525.47

PER CENT: Gross Debt .92
 Net Debt .66
 Tax Levy Collected 95.30
 Tax Levy Cancelled, Aboted or Adjusted .03

EXPENDITURES		REVENUES-REALIZED		1989 PROPERTY TAX	
GENERAL GOVERNMENT				STATE EQUALIZED TAX RATE	
Governing Body & Public Boards		1989 Property Taxes Collected	19,554,733.30	Local District School Taxes	.36 6,354,761.00
Municipal Clerk		1989 Payments in Lieu of Taxes		Regional & Consolidated School Tax	.23 4,004,123.19
Financial Administration	83,150.00	Delinquent Tax & Lien Collections	582,327.43	School Taxes in Municipal Budget	
Assessment of Taxes	63,110.00	Business Personalty Replacement Taxes	130,156.20	County Taxes	.37 6,468,551.21
Collection of Taxes	49,635.00	Taxes from Public Utilities	987,886.00	County Library Taxes	.03 468,399.07
Planning, Housing & Development	147,530.00	Other Miscellaneous Tax Revenues		Local Municipal Purpose Taxes	.17 2,913,722.42
Human Resources	58,156.60	State Aid Revenues	91,787.62	Veteran & Senior Citizen Taxes	
Elections	3,400.00	Federal Aid Revenues		Total Taxes for Rate Computation	1.16 20,265,006.89
General Administration (other)	849,720.00	State and Local Fiscal Assistance Act Utilized		Special District Taxes	
JUDICIARY		Sale of Acquired Property		Bank Corp. Taxes	
Municipal Courts	93,920.00	Other Miscellaneous Revenues	1,431,776.54	Added and Omitted Taxes	277,321.83
PUBLIC SAFETY		Total	22,778,667.09	Total Taxes Levied - ABSTRACT	20,486,878.72
Fire Protection	285,941.59	Prior Years Surplus Appropriated	550,000.00	Total Taxes Billed	20,520,017.32
Police Protection	1,087,049.39	REVENUES TOTAL	23,328,667.09	1989 TAXES COLLECTED	19,554,733.30
Civil Defense & Disaster Control	3,000.00	Reserve For Uncollected Taxes	483,000.00	1989 Taxes Cancelled, Aboted or Adjusted	6,344.45
Environmental Inspection & Control	133,840.00	CAPITAL OUTLAY TOTAL	1,483,835.91	Transfer to Tax Title Liens or Foreclosed	
Other Public Safety		Public Enterprises		Balance Outstanding Dec. 31, 1989	958,939.57
PUBLIC WORKS		Recreation-Culture		PRIOR YEARS TAXES OUTSTANDING	
Streets and Drainage	902,875.00	Public Works	9,334.59	Balance January 1, 1989	630,388.35
Sewers and Sewage Processing	43,000.00	Buildings and Grounds	1,474,551.32	Collected in 1989	580,570.03
Garbage and Trash Disposal	12,000.00	Library and Education		Cancelled, Aboted or Adjusted 1989	
Public Buildings and Grounds	145,400.00	Conservation		Transfers to Tax Title Liens or Foreclosed	
Other Public Works		All Other		Balance December 31, 1989	49,818.32
HEALTH and WELFARE		CAPITAL DEBT AUTHORIZED, DECEMBER 31, 1989		TAX TITLE LIENS OUTSTANDING	
Health Services Except Environmental	122,330.00	ISSUED AND UNISSUED		Balance January 1, 1989	8,632.62
Welfare-Public Assistance	9,845.00	School	3,744,252	Transfer From Taxes	
Hospital, Clinics, First Aid		Self-Liquidating		Redeemed in 1989	1,757.40
Animal, Insect, & Rodent Control		Other	9,674,209	Cancelled, Aboted or Adjusted (1989)	3,871.65
Other Welfare Services		Total	13,418,461	Transfers to Foreclosed Property	2,556.03
RECREATION and CONSERVATION		ISSUED AND OUTSTANDING		Balance December 31, 1989	447.54
Beaches and Boardwalks		School	3,744,252.30	PROPERTY ACQUIRED BY DEED OR FORECLOSURE	
Parks, Playgrounds, Shode Trees	30,000.00	Self-Liquidating		Balance January 1, 1989	306,443.97
Land Reclamation & Conservation		Other	4,055,000.00	Transfers From Taxes or Liens	2,556.03
Other Recreational Services	43,350.00	Total	7,799,252.30	Sale for Cash (1989)	
EDUCATION (excluding schools)		EQUALIZED VALUATION BASIS FOR NET DEBT COMPUTATION	1,456,234,584	Cancelled, Abated or Adjusted (1989)	
Libraries		REAL PROPERTY VALUATIONS		Balance December 31, 1989	309,000.00
Other Educational Services	10,095.00	Code Class # of Parcels % VAL'N ASSESSED VALUATION		CURRENT FINANCES DECEMBER 31, 1989	
STATUTORY EXPENDITURES		1 Vocont Lond 666 5.83 43,066,000.00		ASSETS	
Pensions & F. L. C. A.	396,630.00	2 Residential 3471 67.06 495,760,900.00		Cash Dec. 31, 1989	1,377,447.70
Employee Fringe Benefits	199,000.00	3 Form 148 .96 7,103,700.00		Taxes Receivable	1,008,757.89
Other Statutory Expenditures		4a Commercial 152 22.46 166,031,800.00		Tox Title Liens	447.54
CETA And Other Public Employment Programs		4b Industrial 16 3.70 27,358,200.00		Foreclosed Property	309,000.00
MUNICIPAL FUNCTIONS TOTAL	4,784,168.58	4c Apartments		Emergencies & Other Deferred Charges	153,000.00
CAPITAL IMPROVEMENTS *MEMO*	155,000.00	Total	4453 739,320,600.00	State and Federal Aid Receivable	500.00
DEBT SERVICE		Land Area 19.60 Sq. Miles		Other Receivables	132,816.00
Principal Payments	215,000.00	Net Valuation Taxable-Municipal	741,490,677	Total	2,981,969.13
Interest Payments	186,620.49	Net Valuation Taxable-County	1,584,242,781	LIABILITIES, RESERVES, AND SURPLUS	
DEFERRED CHARGES	22,000.00	State Equalized Valuation	1,748,321,707	Cash Liabilities	682,690.85
SCHOOL, COUNTY, SPECIAL DISTRICT TAXES	17,295,834.47	State Equalization Ratio	42.34	Reserves for Receivables	1,451,021.43
RESERVE FOR UNCOLLECTED TAXES	483,000.00			Surplus Dec. 31, 1989	848,256.85
EXPENDITURES TOTAL	22,986,623.54			Total	2,981,969.13

2121

Population 1980 6,429
 Population 1990 6,474
 S & P Rating
 Moody Rating BAA

General Tax Rate Per \$100. 2.45
 State Equalized Tax Rate 2.42

WASHINGTON BOROUGH - WARREN CO.
 Form of Government:
 Council-Manager Plan E (OMCL 50)
 Number of Members on Governing Body - 7

PER CAPITA: Gross Debt 403.63 Net Debt 403.63 Debt Service 45.88 Total Tax Levy 1,125.76 Municipal Expenditures 572.40
 PER CENT: Gross Debt 1.01 Net Debt 1.01 Tax Levy Collected 93.99 Tax Levy Cancelled, Abated or Adjusted 1.57

EXPENDITURES		REVENUES-REALIZED			1989 PROPERTY TAX	
GENERAL GOVERNMENT		REVENUES-REALIZED			STATE EQUALIZED TAX RATE	
Governing Body & Public Boards		1989 Property Taxes Collected	6,959,884.90	Local District School Taxes	.59	1,779,354.00
Municipal Clerk		1989 Payments in Lieu of Taxes	35,112.93	Regional & Consolidated Schaal Tax	.59	1,773,270.53
Financial Administration	22,155.00	Delinquent Tax & Lien Collections	250,857.67	School Taxes in Municipal Budget		
Assessment of Taxes	70,968.00	Business Personalty Replacement Taxes	121,519.44	County Taxes	.57	1,714,052.79
Collection of Taxes	47,410.00	Taxes from Public Utilities	346,911.00	County Library Taxes		
Planning, Housing & Development	21,235.00	Other Miscellaneous Tax Revenues		Local Municipal Purpose Taxes	.66	1,996,266.52
Human Resources	16,437.50	State Aid Revenues	63,167.05	Veteran & Senior Citizen Taxes		56,600.00
Elections	2,100.00	Federal Aid Revenues		Total Taxes for Rate Computation	2.41	7,319,545.84
General Administration (other)	469,507.90	State and Local Fiscal Assistance Act Utilized	34,992.66	Special District Taxes		
JUDICIARY		Sale of Acquired Property	2,550.00	Bank Corp. Taxes		
Municipal Courts	65,833.67	Other Miscellaneous Revenues	587,664.18	Added and Omitted Taxes		25,241.78
PUBLIC SAFETY		Total	8,302,659.39	Total Taxes Levied - ABSTRACT		7,238,187.62
Fire Protection	60,477.00	Prior Years Surplus Appropriated	380,000.00	Total Taxes Billed		7,298,479.98
Police Protection	639,874.26	REVENUES TOTAL	8,682,659.39	1989 TAXES COLLECTED		6,859,884.96
Civil Defense & Disaster Control	402.00	Reserve For Uncollected Taxes	434,941.55	1989 Taxes Cancelled, Abated or Adjusted		114,312.16
Environmental Inspection & Control		CAPITAL OUTLAY TOTAL	356,902.63	Transfer to Tax Title Liens or Foreclosed		32,246.90
Other Public Safety				Balance Outstanding Dec. 31, 1989		292,035.96
PUBLIC WORKS				PRIOR YEARS TAXES OUTSTANDING		
Streets and Drainage	317,653.00	Public Enterprises		Balance January 1, 1989		293,120.60
Sewers and Sewage Processing	212,265.00	Recreation-Culture		Collected in 1989		248,069.25
Garbage and Trash Disposal	485,008.00	Public Works		Cancelled, Abated or Adjusted 1989		38,510.25
Public Buildings and Grounds	33,622.00	Buildings and Grounds	300,971.02	Transfers to Tax Title Liens or Foreclosed		10,052.98
Other Public Works		Library and Education	55,931.61	Balance December 31, 1989		1,483.12
HEALTH and WELFARE		Conservation		TAX TITLE LIENS OUTSTANDING		
Health Services Except Environmental		All Other		Balance January 1, 1989		30,798.39
Welfare-Public Assistance	2,750.00			Transfer From Taxes		43,840.36
Hospital, Clinics, First Aid				Redeemed in 1989		2,788.42
Animal, Insect, & Rodent Control	6,200.00			Cancelled, Abated or Adjusted (1989)		
Other Welfare Services				Transfers to Foreclosed Property		
RECREATION and CONSERVATION				Balance December 31, 1989		71,350.53
Beaches and Boardwalks				PROPERTY ACQUIRED BY DEED OR FORECLOSURE		
Parks, Playgrounds, Shade Trees	50,360.00			Balance January 1, 1989		134,700.00
Land Reclamation & Conservation				Transfers From Taxes or Liens		
Other Recreational Services	3,200.00			Sale for Cash (1989)		2,550.00
EDUCATION (excluding schools)				Cancelled, Abated or Adjusted (1989)		11,350.00
Libraries	135,804.00			Balance December 31, 1989		120,800.00
Other Educational Services				CURRENT FINANCES DECEMBER 31, 1989		
STATUTORY EXPENDITURES				ASSETS		
Pensions & F. L. C. A.	161,742.00			Cash Dec. 31, 1989		2,610,102.12
Employee Fringe Benefits	90,500.00			Taxes Receivable		293,524.09
Other Statutory Expenditures	9,150.00			Tax Title Liens		71,350.33
CETA And Other Public Employment Programs				Foreclosed Property		120,800.00
MUNICIPAL FUNCTIONS TOTAL	2,947,909.33			Emergencies & Other Deferred Charges		115,864.02
CAPITAL IMPROVEMENTS *MEMO*	14,125.00			State and Federal Aid Receivable		
DEBT SERVICE				Other Receivables		1,065.87
Principal Payments	120,423.00			Total		3,214,006.42
Interest Payments	176,603.94			LIABILITIES, RESERVES, AND SURPLUS		
DEFERRED CHARGES	23,844.31			Cash Liabilities		2,406,534.13
SCHOOL, COUNTY, SPECIAL DISTRICT TAXES	5,266,677.32			Reserves for Receivables		438,040.28
RESERVE FOR UNCOLLECTED TAXES	434,941.55			Surplus Dec. 31, 1989		317,432.01
EXPENDITURES TOTAL	8,972,430.05			Total		3,214,006.42
		EQUALIZED VALUATION BASIS FOR NET DEBT COMPUTATION	259,695,957			
		REAL PROPERTY VALUATIONS		ASSESSED VALUATION		
		Code Class # of Parcels % VAL'N				
		1 Vacant Land 104 1.43		4,343,500.00		
		2 Residential 1743 69.03		202,629,800.00		
		3 Farm 3 .01		27,600.00		
		4a Commercial 177 15.54		45,586,600.00		
		4b Industrial 15 6.47		19,931,300.00		
		4c Apartments 19 7.42		21,759,750.00		
		Total 2063		293,323,550.00		
		Land Area 1.00 Sq. Miles				
		Net Valuation Taxable-Municipal	293,899,411			
		Net Valuation Taxable-County	277,223,292			
		State Equalized Valuation	300,552,282			
		State Equalization Ratio	98.77			

0266
 Population 1980 9,550
 Population 1990 9,245
 S & P Rating
 Moody Rating A1

General Tax Rate Per \$100. 1.38
 State Equalized Tax Rate 1.40

WASHINGTON TOWNSHIP - BERGEN CO.
 Form of Government:
 Council-Manager Plan E (OMCL 50)
 Number of Members on Governing Body - 5

PER CAPITA:
 Grass Debt 513.34
 Net Debt 585.51
 Debt Service 107.45
 Total Tax Levy 1,304.27
 Municipal Expenditures 601.89

PER CENT:
 Grass Debt .73
 Net Debt .69
 Tax Levy Collected 97.75
 Tax Levy Cancelled, Abated or Adjusted .84

EXPENDITURES	REVENUES-REALIZED	1989 PROPERTY TAX
GENERAL GOVERNMENT		STATE EQUALIZED TAX RATE
Governing Body & Public Boards 22,105.00	1989 Property Taxes Collected 11,807,469.00	Local District School Taxes
Municipal Clerk 47,034.00	1989 Payments in Lieu of Taxes	Regional & Consolidated School Tax .75 6,469,833.88
Financial Administration 145,290.00	Delinquent Tax & Lien Collections 116,517.00	School Taxes in Municipal Budget
Assessment of Taxes	Business Personalty Replacement Taxes 24,535.00	County Taxes .22 1,892,065.11
Collection of Taxes	Taxes from Public Utilities 609,499.00	County Library Taxes
Planning, Housing & Development 30,546.00	Other Miscellaneous Tax Revenues	Local Municipal Purpose Taxes .42 3,645,991.13
Human Resources 40,171.00	State Aid Revenues 114,110.00	Veteran & Senior Citizen Taxes 71,700.00
Elections 2,750.00	Federal Aid Revenues 13,097.00	Total Taxes for Rate Computation 1.39 12,079,590.12
General Administration (other) 659,738.00	State and Local Fiscal Assistance Act Utilized	Special District Taxes
JUDICIARY	Sale of Acquired Property	Bank Corp. Taxes
Municipal Courts 40,856.00	Other Miscellaneous Revenues 681,881.00	Added and Omitted Taxes 50,113.00
PUBLIC SAFETY	Total 13,367,108.00	Total Taxes Levied - ABSTRACT 12,058,003.12
Fire Protection 183,545.00	Prior Years Surplus Appropriated 500,000.00	Total Taxes Billed 12,079,196.00
Police Protection 1,181,142.00	REVENUES TOTAL 13,867,108.00	1989 TAXES COLLECTED 11,807,469.00
Civil Defense & Disaster Control 3,770.00	Reserve For Uncollected Taxes 305,430.00	1989 Taxes Cancelled, Abated or Adjusted 101,655.00
Environmental Inspection & Control 29,800.00	CAPITAL OUTLAY TOTAL 172,053.00	Transfer to Tax Title Liens or Foreclosed 220.00
Other Public Safety	Public Enterprises	Balance Outstanding Dec. 31, 1989 169,852.00
PUBLIC WORKS	Recreation-Culture	PRIOR YEARS TAXES OUTSTANDING
Streets and Drainage 54,535.00	Public Works 12,348.00	Balance January 1, 1989 112,204.00
Sewers and Sewage Processing 365,490.00	Buildings and Grounds 159,205.00	Collected in 1989 112,204.00
Garbage and Trash Disposal 250,000.00	Library and Education	Cancelled, Abated or Adjusted 1989
Public Buildings and Grounds 23,200.00	Conservation	Transfers to Tax Title Liens or Foreclosed
Other Public Works 9,000.00	All Other	Balance December 31, 1989
HEALTH and WELFARE	CAPITAL DEBT AUTHORIZED, DECEMBER 31, 1989	TAX TITLE LIENS OUTSTANDING
Health Services Except Environmental 164,314.00	ISSUED AND UNISSUED GROSS DEBT NET DEBT	Balance January 1, 1989 5,548.00
Welfare-Public Assistance 1,100.00	School 304,832	Transfer From Taxes 220.00
Hospital, Clinics, First Aid 1,000.00	Self-Liquidating 5,416,311	Redeemed in 1989 4,313.00
Animal, Insect, & Rodent Control 6,500.00	Other 5,721,143	Cancelled, Abated or Adjusted (1989)
Other Welfare Services	Total 5,414,007	Transfers to Foreclosed Property
RECREATION and CONSERVATION	ISSUED AND OUTSTANDING	Balance December 31, 1989 1,455.00
Beaches and Boardwalks	School 5,232,280.00	PROPERTY ACQUIRED BY DEED OR FORECLOSURE
Parks, Playgrounds, Shade Trees 149,835.00	Self-Liquidating 5,232,280.00	Balance January 1, 1989 59,250.00
Land Reclamation & Conservation 71,637.00	Other	Transfers From Taxes or Liens
Other Recreational Services 91,855.00	Total	Sale for Cash (1989)
EDUCATION (excluding schools)	EQUALIZED VALUATION BASIS FOR NET DEBT COMPUTATION 779,051,277	Cancelled, Abated or Adjusted (1989)
Libraries 181,535.00	REAL PROPERTY VALUATIONS	Balance December 31, 1989 59,250.00
Other Educational Services	Code Class # of Parcels % VAL'N ASSESSED VALUATION	CURRENT FINANCES DECEMBER 31, 1989
STATUTORY EXPENDITURES	1 Vacant Land 137 1.43 9,140,600.00	ASSETS
Pensions & F. L. C. A. 269,300.00	2 Residential 3172 96.99 619,943,500.00	Cash Dec. 31, 1989 1,672,048.00
Employee Fringe Benefits 152,801.00	3 Farm 1 10,081,500.00	Taxes Receivable 169,852.00
Other Statutory Expenditures	4a Commercial 16 1.58 10,081,500.00	Tax Title Liens 1,455.00
CETA And Other Public Employment Programs	4b Industrial	Foreclosed Property 59,250.00
MUNICIPAL FUNCTIONS TOTAL 4,178,959.00	4c Apartments	Emergencies & Other Deferred Charges 46,500.00
CAPITAL IMPROVEMENTS *MEMO*	Total 3326 639,167,800.00	State and Federal Aid Receivable
DEBT SERVICE	Land Area 2.87 Sq. Miles	Other Receivables 14,714.00
Principal Payments 659,262.00	Net Valuation Taxable-Municipal 639,844,579	Total 1,963,819.00
Interest Payments 334,125.00	Net Valuation Taxable-County 798,982,687	LIABILITIES, RESERVES, AND SURPLUS
DEFERRED CHARGES	State Equalized Valuation 858,504,990	Cash Liabilities 838,189.00
SCHOOL, COUNTY, SPECIAL DISTRICT TAXES 8,361,898.99	State Equalization Ratio 74.51	Reserves for Receivables 245,271.00
RESERVE FOR UNCOLLECTED TAXES 305,480.00		Surplus Dec. 31, 1989 880,359.00
EXPENDITURES TOTAL 13,926,373.99		Total 1,963,819.00

Population 1980 803
 Population 1990 805
 S & P Rating
 Moody Rating

General Tax Rate Per \$100. 3.65
 State Equalized Tax Rate 2.06

WASHINGTON TWP. - BURLINGTON CO.

Form of Government:
 Township Committee

Number of Members on Governing Body - 3

PER CAPITA:

Gross Debt 127.34
 Net Debt 127.34
 Debt Service
 Total Tax Levy 1,002.83
 Municipal Expenditures 393.99

PER CENT:

Gross Debt .33
 Net Debt .33
 Tax Levy Collected 92.22
 Tax Levy Cancelled, Abated or Adjusted

EXPENDITURES		REVENUES-REALIZED		1989 PROPERTY TAX	
GENERAL GOVERNMENT		REVENUES-REALIZED		STATE EQUALIZED TAX RATE	
Governing Body & Public Boards		1989 Property Taxes Collected	744,442.87	Local District School Taxes	1.39
Municipal Clerk		1989 Payments in Lieu of Taxes		Regional & Consolidated School Tax	
Financial Administration	5,700.00	Delinquent Tax & Lien Collections	58,016.24	School Taxes in Municipal Budget	
Assessment of Taxes	11,000.00	Business Personality Replacement Taxes	23,295.00	County Taxes	.46
Collection of Taxes	5,700.00	Taxes from Public Utilities	42,610.00	County Library Taxes	.03
Planning, Housing & Development	2,100.00	Other Miscellaneous Tax Revenues		Local Municipal Purpose Taxes	.17
Human Resources	3,000.00	State Aid Revenues	13,249.70	Veteran & Senior Citizen Taxes	
Elections		Federal Aid Revenues		Total Taxes for Rate Computation	2.05
General Administration (other)	43,400.00	State and Local Fiscal Assistance Act Utilized		Special District Taxes	
JUDICIARY		Sale of Acquired Property		Bank Corp. Taxes	
Municipal Courts	7,707.83	Other Miscellaneous Revenues	72,757.91	Added and Omitted Taxes	2,754.43
PUBLIC SAFETY		Total	954,371.72	Total Taxes Levied - ABSTRACT	807,274.74
Fire Protection	22,436.74	Prior Years Surplus Appropriated	100,000.00	Total Taxes Billed	807,274.74
Police Protection	11,000.00	REVENUES TOTAL	1,054,371.72	1989 TAXES COLLECTED	744,442.87
Civil Defense & Disaster Control	100.00	Reserve For Uncollected Taxes	87,570.00	1989 Taxes Cancelled, Abated or Adjusted	
Environmental Inspection & Control	1,700.00	CAPITAL OUTLAY TOTAL	106,117.65	Transfer to Tax Title Liens or Foreclosed	
Other Public Safety		Public Enterprises		Balance Outstanding Dec. 31, 1989	62,831.87
PUBLIC WORKS		Recreation-Culture		PRIOR YEARS TAXES OUTSTANDING	
Streets and Drainage	23,000.00	Public Works	53,163.45	Balance January 1, 1989	72,722.24
Sewers and Sewage Processing		Buildings and Grounds	52,949.20	Collected in 1989	58,016.24
Garbage and Trash Disposal	74,500.00	Library and Education		Cancelled, Abated or Adjusted 1989	
Public Buildings and Grounds	1,500.00	Conservation		Transfers to Tax Title Liens or Foreclosed	
Other Public Works		All Other		Balance December 31, 1989	14,706.00
HEALTH and WELFARE		CAPITAL DEBT AUTHORIZED, DECEMBER 31, 1989		TAX TITLE LIENS OUTSTANDING	
Health Services Except Environmental	200.00	ISSUED AND UNISSUED		Balance January 1, 1989	13,544.29
Welfare-Public Assistance	1,000.00	School		Transfer From Taxes	
Hospital, Clinics, First Aid		Self-Liquidating		Redeemed in 1989	
Animal, Insect, & Rodent Control	1,500.00	Other	102,509	Cancelled, Abated or Adjusted (1989)	
Other Welfare Services		Total	102,509	Transfers to Foreclosed Property	
RECREATION and CONSERVATION		ISSUED AND OUTSTANDING		Balance December 31, 1989	13,544.29
Beaches and Boardwalks		School		PROPERTY ACQUIRED BY DEED OR FORECLOSURE	
Parks, Playgrounds, Shade Trees		Self-Liquidating		Balance January 1, 1989	
Land Reclamation & Conservation		Other		Transfers From Taxes or Liens	
Other Recreational Services		Total		Sale for Cash (1989)	
EDUCATION (excluding schools)		EQUALIZED VALUATION BASIS FOR NET DEBT COMPUTATION	31,330,405	Cancelled, Abated or Adjusted (1989)	
Libraries		REAL PROPERTY VALUATIONS		Balance December 31, 1989	
Other Educational Services		Code Class # of Parcels % VAL'N		CURRENT FINANCES DECEMBER 31, 1989	
STATUTORY EXPENDITURES		1 Vacant Land 260 7.98		ASSETS	
Pensions & F. L. C. A.	4,450.00	2 Residential 315 72.20		Cash Dec. 31, 1989	417,856.12
Employee Fringe Benefits		3 Farm 50 7.19		Taxes Receivable	77,537.87
Other Statutory Expenditures	100.00	4a Commercial 13 7.00		Tax Title Liens	13,544.29
CETA And Other Public Employment Programs		4b Industrial 9 5.44		Foreclosed Property	
MUNICIPAL FUNCTIONS TOTAL	227,144.57	4c Apartments 1 .19		Emergencies & Other Deferred Charges	10,044.25
CAPITAL IMPROVEMENTS *M.E.140*		Total 642		State and Federal Aid Receivable	758.85
DEBT SERVICE		Land Area 107.52 Sq. Miles		Other Receivables	48,998.93
Principal Payments		Net Valuation Taxable-Municipal	22,063,080	Total	568,740.31
Interest Payments		Net Valuation Taxable-County	31,274,951	LIABILITIES, RESERVES, AND SURPLUS	
DEFERRED CHARGES		State Equalized Valuation	33,519,355	Cash Liabilities	321,969.01
SCHOOL, COUNTY, SPECIAL DISTRICT TAXES	2,400.00	State Equalization Ratio	56.40	Reserves for Receivables	140,081.09
RESERVE FOR UNCOLLECTED TAXES	37,570.00			Surplus Dec. 31, 1989	106,690.21
EXPENDITURES TOTAL	1,054,859.09			Total	568,740.31

0215
 Population 1980 27,373
 Population 1990 41,960
 S & P Rating
 Moody Rating A

General Tax Rate Per \$100. 4.71
 State Equalized Tax Rate 2.14

WASHINGTON TWP. - GLOUCESTER CO.
 Form of Government:
 Council-Manager Plan E (OMCL 50)
 Number of Members on Governing Body - 5

PER CAPITA:
 Gross Debt 329.29
 Net Debt 165.99
 Debt Service 12.21
 Total Tax Levy 891.61
 Municipal Expenditures 254.14

PER CENT:
 Gross Debt 1.17
 Net Debt .59
 Tax Levy Collected 96.79
 Tax Levy Cancelled, Aboted or Adjusted .06

EXPENDITURES		REVENUES-REALIZED		1989 PROPERTY TAX	
GENERAL GOVERNMENT		REVENUES-REALIZED		STATE EQUALIZED TAX RATE	
Governing Body & Public Boards	142,273.00	1989 Property Taxes Collected	36,269,628.22	Local District School Taxes	1.18
Municipal Clerk	190,197.81	1989 Payments in Lieu of Taxes	12,162.20	Regional & Consolidated School Tax	
Financial Administration	73,247.59	Delinquent Tax & Lien Collections	1,658,816.67	School Taxes in Municipal Budget	
Assessment of Taxes	119,506.00	Business Personalty Replacement Taxes	106,319.94	County Taxes	.68
Collection of Taxes	101,932.41	Taxes from Public Utilities	1,797,076.00	County Library Taxes	.02
Planning, Housing & Development	39,155.19	Other Miscellaneous Tax Revenues	29,186.26	Lacal Municipal Purpose Taxes	.25
Human Resources	88,000.00	State Aid Revenues	281,346.91	Veteran & Senior Citizen Taxes	
Elections		Federal Aid Revenues		Total Taxes for Rate Computation	2.13
General Administration (other)	2,236,271.07	State and Local Fiscal Assistance Act Utilized		Special District Taxes	3,169,940.00
JUDICIARY		Sale of Acquired Property		Bank Corp. Taxes	
Municipal Courts	111,633.00	Other Miscellaneous Revenues	1,960,726.77	Added and Omitted Taxes	2,356,992.70
PUBLIC SAFETY		Total	42,115,262.93	Total Taxes Levied - ABSTRACT	37,411,951.66
Fire Protection		Prior Years Surplus Appropriated	2,120,000.00	Total Taxes Billed	37,470,676.99
Police Protection	2,895,219.50	REVENUES TOTAL	44,235,262.93	1989 TAXES COLLECTED	36,269,628.22
Civil Defense & Disaster Control	23,300.00	Reserve For Uncollected Taxes	1,761,122.93	1989 Taxes Cancelled, Aboted or Adjusted	23,805.38
Environmental Inspection & Control	312,259.61	CAPITAL OUTLAY TOTAL	2,098,793.79	Transfer to Tax Title Liens or Foreclosed	51,516.90
Other Public Safety		PUBLIC ENTERPRISES		Balance Outstanding Dec. 31, 1989	1,125,726.49
PUBLIC WORKS		Public Enterprises		PRIOR YEARS TAXES OUTSTANDING	
Streets and Drainage	177,611.53	Recreation-Culture	132,481.79	Balance January 1, 1989	2,103,101.68
Sewers and Sewage Processing		Public Works	1,966,312.00	Collected in 1989	1,603,297.64
Garbage and Trash Disposal		Buildings and Grounds		Cancelled, Abated or Adjusted 1989	487.92
Public Buildings and Grounds	29,840.00	Library and Education		Transfers to Tax Title Liens or Foreclosed	7,037.27
Other Public Works	30,480.00	Conservation		Balance December 31, 1989	492,278.85
HEALTH and WELFARE		All Other		TAX TITLE LIENS OUTSTANDING	
Health Services Except Environmental	10,723.00	CAPITAL DEBT AUTHORIZED, DECEMBER 31, 1989		Balance January 1, 1989	259,891.93
Welfare-Public Assistance	10,947.00	ISSUED AND UNISSUED		Transfer From Taxes	59,987.60
Hospital, Clinics, First Aid		School	6,852,000	Redeemed in 1989	55,519.03
Animal, Insect, & Radent Control	4,000.00	Self-Liquidating		Cancelled, Abated or Adjusted (1989)	
Other Welfare Services		Other	6,965,074	Transfers to Foreclosed Property	
RECREATION and CONSERVATION		Total	13,817,074	Balance December 31, 1989	264,360.50
Beaches and Boardwalks		ISSUED AND OUTSTANDING		PROPERTY ACQUIRED BY DEED OR FORECLOSURE	
Parks, Playgrounds, Shade Trees	240,302.79	School	6,852,000.00	Balance January 1, 1989	3,492,000.00
Land Reclamation & Conservation	3,200.00	Self-Liquidating		Transfers From Taxes or Liens	
Other Recreational Services	15,800.00	Other	6,964,666.73	Sale for Cash (1989)	
EDUCATION (excluding schools)		Total	13,816,666.73	Cancelled, Abated or Adjusted (1989)	
Libraries	119,744.00	EQUALIZED VALUATION BASIS		Balance December 31, 1989	3,492,000.00
Other Educational Services		FOR NET DEBT COMPUTATION	1,183,772.426	CURRENT FINANCES DECEMBER 31, 1989	
STATUTORY EXPENDITURES		REAL PROPERTY VALUATIONS		ASSETS	
Pensions & F. L. C. A.	579,632.00	Code Class # of Parcels % VAL'N		Cash Dec. 31, 1989	5,162,911.88
Employee Fringe Benefits	572,378.00	1 Vacant Land 2377 4.18	28,120,600.00	Taxes Receivable	1,618,005.34
Other Statutory Expenditures		2 Residential 11401 81.75	550,463,900.00	Tox Title Liens	264,360.50
CETA And Other Public Employment Programs		3 Farm 195 .60	4,010,500.00	Foreclosed Property	3,492,000.00
MUNICIPAL FUNCTIONS TOTAL	8,237,673.50	4a Commercial 394 11.52	77,545,500.00	Emergencies & Other Deferred Charges	399,200.00
CAPITAL IMPROVEMENTS * MEMO *	171,000.00	4b Industrial 11 .38	2,578,200.00	State and Federal Aid Receivable	106,552.66
DEBT SERVICE		4c Apartments 5 1.57	10,595,000.00	Other Receivables	317,887.56
Principal Payments	273,315.02	Total	673,313,700.00	Total	11,360,917.94
Interest Payments	239,151.72	Land Area 21.65 Sq. Miles		LIABILITIES, RESERVES, AND SURPLUS	
DEFERRED CHARGES	152,584.02	Net Valuation Taxable-Municipal	677,870,353	Cash Liabilities	1,848,774.60
SCHOOL, COUNTY, SPECIAL DISTRICT TAXES	31,263,350.53	Net Valuation Taxable-County	1,298,820,313	Reserves for Receivables	5,692,253.40
RESERVE FOR UNCOLLECTED TAXES	1,761,122.93	State Equalized Valuation	1,486,320,958	Surplus Dec. 31, 1989	3,819,889.94
EXPENDITURES TOTAL	41,927,197.72	State Equalization Ratio	45.44	Total	11,360,917.94

1112

Population 1980 3,487
 Population 1990 5,815
 S & P Rating
 Moody Rating AAA

General Tax Rate Per \$100. 5.47
 State Equalized Tax Rate 1.43

WASHINGTON TOWNSHIP - MERCER CO.

Form of Government:
 Township Committee

Number of Members on Governing Body - 5

PER CAPITA:
 Gross Debt 2,353.30
 Net Debt 696.25
 Debt Service 43.37
 Total Tax Levy 1,015.10
 Municipal Expenditures 507.16

PER CENT:
 Gross Debt 4.26
 Net Debt 1.26
 Tax Levy Collected 96.14
 Tax Levy Cancelled, Abated or Adjusted .05

EXPENDITURES		REVENUES-REALIZED			1989 PROPERTY TAX	
GENERAL GOVERNMENT					STATE EQUALIZED TAX RATE	
Governing Body & Public Boards		1989 Property Taxes Collected	5,675,194.60	Local District School Taxes	70	2,677,944.50
Municipal Clerk		1989 Payments in Lieu of Taxes	1,357.63	Regional & Consolidated School Tax		
Financial Administration	65,288.40	Delinquent Tax & Lien Collections	121,577.03	School Taxes in Municipal Budget		
Assessment of Taxes	29,260.00	Business Personality Replacement Taxes	63,682.36	County Taxes	.49	1,898,100.20
Collection of Taxes	25,675.00	Taxes from Public Utilities	897,525.00	County Library Taxes	.04	160,566.40
Planning, Housing & Development	154,250.00	Other Miscellaneous Tax Revenues		Local Municipal Purpose Taxes	.19	733,520.84
Human Resources	38,377.25	State Aid Revenues	32,005.40	Veteran & Senior Citizen Taxes		30,500.00
Elections	3,093.37	Federal Aid Revenues		Total Taxes for Rate Computation	1.42	5,505,931.94
General Administration (other)	504,303.00	State and Local Fiscal Assistance Act Utilized		Special District Taxes		224,670.00
JUDICIARY		Sale of Acquired Property		Bank Corp. Taxes		
Municipal Courts	95,632.00	Other Miscellaneous Revenues	750,966.05	Added and Omitted Taxes		203,022.70
PUBLIC SAFETY		Total	7,602,328.07	Total Taxes Levied - ABSTRACT		5,902,624.64
Fire Protection	17,567.00	Prior Years Surplus Appropriated	359,500.00	Total Taxes Billed		5,902,624.64
Police Protection	655,664.12	REVENUES TOTAL	7,960,828.97	1989 TAXES COLLECTED		5,675,194.60
Civil Defense & Disaster Control	1,740.00	Reserve For Uncollected Taxes	199,907.34	1989 Taxes Cancelled, Abated or Adjusted		3,030.66
Environmental Inspection & Control	83,796.00	CAPITAL OUTLAY TOTAL	766,830.15	Transfer to Tax Title Liens or Foreclosed		
Other Public Safety		Public Enterprises		Balance Outstanding Dec. 31, 1989		224,599.18
PUBLIC WORKS		Recreation-Culture	84,723.80	PRIOR YEARS TAXES OUTSTANDING		
Streets and Drainage	237,161.00	Public Works	100,312.49	Balance January 1, 1989		181,577.03
Sewers and Sewage Processing		Buildings and Grounds	542,211.79	Collected in 1989		181,577.03
Garbage and Trash Disposal	294,100.00	Library and Education	39,562.08	Cancelled, Abated or Adjusted 1989		
Public Buildings and Grounds	40,654.01	Conservation		Transfers to Tax Title Liens or Foreclosed		
Other Public Works		All Other		Balance December 31, 1989		
HEALTH and WELFARE		CAPITAL DEBT AUTHORIZED, DECEMBER 31, 1989		TAX TITLE LIENS OUTSTANDING		
Health Services Except Environmental	59,045.00	ISSUED AND UNISSUED		Balance January 1, 1989		
Welfare-Public Assistance	5,500.00	School	10,949,000	Transfer From Taxes		
Hospital, Clinics, First Aid	3,100.00	Self-Liquidating		Redeemed in 1989		
Animal, Insect, & Rodent Control		Other	2,735,417	Cancelled, Abated or Adjusted (1989)		
Other Welfare Services		Total	13,684,417	Transfers to Foreclosed Property		
RECREATION and CONSERVATION		ISSUED AND OUTSTANDING		Balance December 31, 1989		
Beaches and Boardwalks		School	600,000.00	PROPERTY ACQUIRED BY DEED OR FORECLOSURE		
Parks, Playgrounds, Shade Trees	3,000.00	Self-Liquidating		Balance January 1, 1989		6,425.00
Land Reclamation & Conservation	2,500.00	Other	1,920,000.00	Transfers From Taxes or Liens		
Other Recreational Services	25,550.00	Total	2,520,000.00	Sale for Cash (1989)		
EDUCATION (excluding schools)		EQUALIZED VALUATION BASIS FOR NET DEBT COMPUTATION	321,190,867	Cancelled, Abated or Adjusted (1989)		
Libraries	2,000.00	REAL PROPERTY VALUATIONS		Balance December 31, 1989		6,425.00
Other Educational Services		Code Class # of Parcels % VAL'N		CURRENT FINANCES DECEMBER 31, 1989		
STATUTORY EXPENDITURES		1 Vacant Land 687 7.26	7,209,800.00	ASSETS		
Pensions & F. L. C. A.	135,737.47	2 Residential 1895 68.79	6,931,365.00	Cash Dec. 31, 1989		2,592,552.48
Employee Fringe Benefits		3 Farm 366 6.91	6,356,450.00	Taxes Receivable		224,599.18
Other Statutory Expenditures		4a Commercial 97 12.93	12,842,800.00	Tax Title Liens		
CETA And Other Public Employment Programs		4b Industrial 3 3.05	3,027,200.00	Foreclosed Property		6,425.00
MUNICIPAL FUNCTIONS TOTAL	2,407,293.62	4c Apartments 1 1.06	1,056,000.00	Emergencies & Other Deferred Charges		111,000.00
CAPITAL IMPROVEMENTS * MEMO *	1,000.00	Total 3074	99,305,900.00	State and Federal Aid Receivable		433.35
DEBT SERVICE		Land Area 20.70 Sq. Miles		Other Receivables		8,923.19
Principal Payments	105,000.00	Net Valuation Taxable-Municipal	100,172,340	Total		2,944,033.20
Interest Payments	147,222.50	Net Valuation Taxable-County	355,234,651	LIABILITIES, RESERVES, AND SURPLUS		
DEFERRED CHARGES		State Equalized Valuation	381,203,593	Cash Liabilities		2,325,120.89
SCHOOL, COUNTY, SPECIAL DISTRICT TAXES	4,961,231.10	State Equalization Ratio	26.11	Reserves for Receivables		239,947.37
RESERVE FOR UNCOLLECTED TAXES	193,907.34			Surplus Dec. 31, 1989		378,964.94
EXPENDITURES TOTAL	7,910,429.22			Total		2,944,033.20

1433
 Population 1980 11,402
 Population 1990 15,592
 S & P Rating
 Moody Rating

General Tax Rate Per \$100. 3.74
 State Equalized Tax Rate 1.71

WASHINGTON TOWNSHIP - MORRIS CO.

Form of Government:
 Township Committee

Number of Members on Governing Body - 5

PER CAPITA: Gross Debt 675.68 PER CENT: Gross Debt .93
 Net Debt 64.77 Net Debt .09
 Debt Service 79.52 Tax Levy Collected 97.60
 Total Tax Levy 1,348.70 Tax Levy Cancelled, Abated
 Municipal Expenditures 470.70 or Adjusted .09

EXPENDITURES		REVENUES-REALIZED		1989 PROPERTY TAX	
GENERAL GOVERNMENT		1989 Property Taxes Collected		STATE EQUALIZED TAX RATE	
Governing Body & Public Boards			20,527,719.31	Local District School Taxes	.72
Municipal Clerk				Regional & Consolidated School Tax	.39
Financial Administration	50,205.00	1989 Payments in Lieu of Taxes		School Taxes in Municipal Budget	
Assessment of Taxes	76,930.00	Delinquent Tax & Lien Collections	734,701.02	County Taxes	.24
Collection of Taxes	80,175.00	Business Personalty Replacement Taxes	107,998.32	County Library Taxes	
Planning, Housing & Development	120,300.00	Taxes from Public Utilities	333,661.00	Local Municipal Purpose Taxes	.36
Human Resources	60,100.00	Other Miscellaneous Tax Revenues		Veteran & Senior Citizen Taxes	
Elections	3,871.42	State Aid Revenues	84,187.86	Total Taxes for Rote Computation	1.70
General Administration (other)	786,127.17	Federal Aid Revenues		Special District Taxes	
JUDICIARY		State and Local Fiscal Assistance Act Utilized		Bank Corp. Taxes	
Municipal Courts	72,834.82	Sole of Acquired Property		Added and Omitted Taxes	
PUBLIC SAFETY		Other Miscellaneous Revenues	1,213,745.43	Total Taxes Levied - ABSTRACT	21,029,002.62
Fire Protection	83,527.00	Total	23,502,013.44	Total Taxes Billed	21,031,844.69
Police Protection	1,240,359.58	Prior Years Surplus Appropriated	1,205,000.00	1989 TAXES COLLECTED	20,527,719.81
Civil Defense & Disaster Control	1,500.00	REVENUES TOTAL	24,707,013.44	1989 Taxes Cancelled, Abated or Adjusted	19,944.78
Environmental Inspection & Control	154,223.23	RESERVE FOR UNCOLLECTED TAXES	718,083.00	Transfer to Tax Title Liens or Foreclosed	39,778.64
Other Public Safety	85,237.00	CAPITAL OUTLAY TOTAL	734,158.08	Balance Outstanding Dec. 31, 1989	444,401.46
PUBLIC WORKS		Public Enterprises		PRIOR YEARS TAXES OUTSTANDING	
Streets and Drainage	1,123,264.00	Recreation—Culture	3,500.00	Balance January 1, 1989	819,346.98
Sewers and Sewage Processing		Public Works	725,659.08	Collected in 1989	728,146.56
Garbage and Trash Disposal		Buildings and Grounds		Cancelled, Abated or Adjusted 1989	2,896.27
Public Buildings and Grounds	81,936.00	Library and Education		Transfers to Tax Title Liens or Foreclosed	8,515.50
Other Public Works		Conservation		Balance December 31, 1989	79,788.65
HEALTH and WELFARE		All Other		TAX TITLE LIENS OUTSTANDING	
Health Services Except Environmental	177,590.00	CAPITAL DEBT AUTHORIZED, DECEMBER 31, 1989		Balance January 1, 1989	56,513.79
Welfare-Public Assistance	4,330.00	ISSUED AND UNISSUED		Transfer From Taxes	49,984.62
Hospital, Clinics, First Aid		School	9,525,322	Redeemed in 1989	6,554.46
Animal, Insect, & Rodent Control		Self-Liquidating		Cancelled, Abated or Adjusted (1989)	
Other Welfare Services		Other	1,009,876	Transfers to Foreclosed Property	
RECREATION and CONSERVATION		Total	10,535,198	Balance December 31, 1989	99,943.95
Beaches and Boardwalks		ISSUED AND OUTSTANDING		PROPERTY ACQUIRED BY DEED OR FORECLOSURE	
Parks, Playgrounds, Shade Trees		School	9,525,232.85	Balance January 1, 1989	435,300.00
Land Reclamation & Conservation	143,390.00	Self-Liquidating		Transfers From Taxes or Liens	
Other Recreational Services	40,425.00	Other	1,009,876.00	Sole for Cosh (1989)	
EDUCATION (excluding schools)		Total	10,535,158.85	Cancelled, Abated or Adjusted (1989)	
Libraries	258,707.00	EQUALIZED VALUATION BASIS FOR NET DEBT COMPUTATION	1,079,744,840	Balance December 31, 1989	435,300.00
Other Educational Services	5,500.00	REAL PROPERTY VALUATIONS		CURRENT FINANCES DECEMBER 31, 1989	
STATUTORY EXPENDITURES		Code Class # of Parcels % VAL'N ASSESSED VALUATION		ASSETS	
Pensions & F. L. C. A.	502,874.00	1 Vacant Land 665 3.46	19,059,900.00	Cosh Dec. 31, 1989	3,317,967.98
Employee Fringe Benefits	217,536.77	2 Residential 4437 84.98	468,123,300.00	Taxes Receivable	524,190.11
Other Statutory Expenditures	10,000.00	3 Farm 615 4.42	24,323,300.00	Tax Title Liens	99,943.95
CETA And Other Public Employment Programs		4a Commercial 154 3.40	18,706,600.00	Foreclosed Property	435,300.00
MUNICIPAL FUNCTIONS TOTAL	5,381,192.99	4b Industrial 22 2.31	12,738,100.00	Emergencies & Other Deferred Charges	
CAPITAL IMPROVEMENTS *MEMO*	200,000.00	4c Apartments 5 1.44	7,940,900.00	State and Federal Aid Receivable	
DEBT SERVICE		Total	550,892,100.00	Other Receivables	73,099.51
Principal Payments	1,158,500.00			Total	4,450,501.55
Interest Payments	81,315.57			LIABILITIES, RESERVES, AND SURPLUS	
DEFERRED CHARGES		Land Area 45.12 Sq. Miles		Cosh Liabilities	975,212.43
SCHOOL, COUNTY, SPECIAL DISTRICT TAXES	16,290,637.16	Net Valuation Taxable-Municipal	553,010,541	Reserves for Receivables	1,132,533.57
RESERVE FOR UNCOLLECTED TAXES	718,083.00	Net Valuation Taxable-County	1,305,183,999	Surplus Dec. 31, 1989	2,342,755.55
EXPENDITURES TOTAL	23,629,728.72	State Equalized Valuation	1,209,685,517	Total	4,450,501.55
		State Equalization Ratio	45.62		

Population 1980 4,243
 Population 1990 5,367
 S & P Rating
 Moody Rating

General Tax Rate Per \$100. 3.69
 State Equalized Tax Rate 1.78

WASHINGTON TOWNSHIP - WARREN CO.

Form of Government:

Township Committee

Number of Members on Governing Body - 5

PER CAPITA:

Gross Debt 561.69
 Net Debt 40.36
 Debt Service 2.37
 Total Tax Levy 1,202.68
 Municipal Expenditures 414.00

PER CENT:

Gross Debt 1.05
 Net Debt .08
 Tax Levy Collected 93.55
 Tax Levy Cancelled, Abated or Adjusted

EXPENDITURES		REVENUES-REALIZED			1989 PROPERTY TAX	
GENERAL GOVERNMENT		REVENUES-REALIZED			STATE EQUALIZED TAX RATE	
Governing Body & Public Boards		1989 Property Taxes Collected		Local District School Taxes	.46	1,636,881.00
Municipal Clerk		1989 Payments in Lieu of Taxes	5,043,061.29	Regional & Consolidated School Tax	.52	1,850,176.25
Financial Administration	52,611.00	Delinquent Tax & Lien Collections	290,617.37	School Taxes in Municipal Budget		
Assessment of Taxes	172,497.00	Business Personalty Replacement Taxes	63,024.32	County Taxes	.57	2,036,204.11
Collection of Taxes	23,098.00	Taxes from Public Utilities	303,864.00	County Library Taxes	.03	96,109.98
Planning, Hausing & Development	136,106.00	Other Miscellaneous Tax Revenues		Local Municipal Purpose Taxes	.19	692,702.35
Human Resources	34,683.64	State Aid Revenues	60,256.01	Veteran & Senior Citizen Taxes		49,450.00
Elections		Federal Aid Revenues		Total Taxes for Rate Computation	1.77	6,361,523.69
General Administration (other)	310,383.00	State and Local Fiscal Assistance Act Utilized	4,085.14	Special District Taxes		
JUDICIARY		Sale of Acquired Property		Bank Corp. Taxes		
Municipal Courts	23,958.75	Other Miscellaneous Revenues	505,885.77	Added and Omitted Taxes		142,694.86
PUBLIC SAFETY		Total	7,270,793.90	Total Taxes Levied - ABSTRACT		6,454,768.55
Fire Protection	40,671.64	Prior Years Surplus Appropriated	850,000.00	Total Taxes Billed		6,459,775.30
Police Protection	417,344.36	REVENUES TOTAL	8,120,793.90	1989 TAXES COLLECTED		6,043,061.29
Civil Defense & Disaster Control	4,500.00	Reserve For Uncollected Taxes	412,986.37	1989 Taxes Cancelled, Abated or Adjusted		
Environmental Inspection & Control		CAPITAL OUTLAY TOTAL	203,556.00	Transfer to Tax Title Liens or Foreclosed		
Other Public Safety				Balance Outstanding Dec. 31, 1989		416,714.01
PUBLIC WORKS		Public Enterprises		PRIOR YEARS TAXES OUTSTANDING		
Streets and Drainage	300,200.00	Recreation-Culture		Balance January 1, 1989		299,249.30
Sewers and Sewage Processing		Public Works		Collected in 1989		277,706.12
Garbage and Trash Disposal	12,000.00	Buildings and Grounds	203,556.00	Cancelled, Abated or Adjusted 1989		
Public Buildings and Grounds		Library and Education		Transfers to Tax Title Liens or Foreclosed		
Other Public Works		Conservation		Balance December 31, 1989		21,543.18
HEALTH and WELFARE		All Other		TAX TITLE LIENS OUTSTANDING		
Health Services Except Environmental	10,353.00	CAPITAL DEBT AUTHORIZED, DECEMBER 31, 1989		Balance January 1, 1989		50,703.93
Welfare-Public Assistance		ISSUED AND UNISSUED		Transfer From Taxes		
Hospital, Clinics, First Aid	2,000.00	School	2,779,000	Redeemed in 1989		12,911.25
Animal, Insect, & Radent Control	6,352.00	Self-Liquidating		Cancelled, Abated or Adjusted (1989)		
Other Welfare Services		Other	235,600	Transfers to Foreclosed Property		
RECREATION and CONSERVATION		Total	3,014,600	Balance December 31, 1989		37,792.68
Beaches and Boardwalks		ISSUED AND OUTSTANDING		PROPERTY ACQUIRED BY DEED OR FORECLOSURE		
Parks, Playgrounds, Shade Trees	2,525.00	School	2,779,000.00	Balance January 1, 1989		7,375.00
Land Reclamation & Conservation	4,100.00	Self-Liquidating		Transfers From Taxes or Liens		
Other Recreational Services	17,900.00	Other	235,600.00	Sale for Cash (1989)		
EDUCATION (excluding schools)		Total	3,014,600.00	Cancelled, Abated or Adjusted (1989)		
Libraries		EQUALIZED VALUATION BASIS		Balance December 31, 1989		7,375.00
Other Educational Services	2,500.00	FOR NET DEBT COMPUTATION		CURRENT FINANCES DECEMBER 31, 1989		
STATUTORY EXPENDITURES		REAL PROPERTY VALUATIONS		ASSETS		
Pensions & F. L. C. A.	88,500.00	Code Class # of Parcels % VAL'N		Cash Dec. 31, 1989		3,116,883.48
Employee Fringe Benefits	71,500.00	1 Vacant Land 582 5.94		Taxes Receivable		438,257.19
Other Statutory Expenditures	7,400.00	2 Residential 1674 78.25		Tax Title Liens		37,792.68
CETA And Other Public Employment Programs		3 Farm 208 4.07		Foreclosed Property		7,375.00
MUNICIPAL FUNCTIONS TOTAL	1,753,188.39	4a Commercial 83 10.13		Emergencies & Other Deferred Charges		235,000.00
CAPITAL IMPROVEMENTS * MEMO *	65,000.00	4b Industrial 8 .96		State and Federal Aid Receivable		
DEBT SERVICE		4c Apartments 2 .61		Other Receivables		12,389.51
Principal Payments	4,000.00	Total 2557		Total		3,847,697.86
Interest Payments	7,737.82	Land Area 18.15 Sq. Miles		LIABILITIES, RESERVES, AND SURPLUS		
DEFERRED CHARGES	43,000.00	Net Valuation Taxable-Municipal	171,194,589	Cash Liabilities		2,203,253.49
SCHOOL, COUNTY, SPECIAL DISTRICT TAXES	5,619,371.34	Net Valuation Taxable-County	327,235,334	Reserves for Receivables		495,814.38
RESERVE FOR UNCOLLECTED TAXES	412,986.87	State Equalized Valuation	354,447,199	Surplus Dec. 31, 1989		1,148,629.99
EXPENDITURES TOTAL	7,241,284.22	State Equalization Ratio	48.16	Total		3,847,697.86

Population 1980 5,270
 Population 1990 5,110
 S & P Rating
 Moody Rating AA

General Tax Rate Per \$100. 2.73
 State Equalized Tax Rate 1.20

WATCHUNG BOROUGH - SOMERSET CO.

Form of Government:

Borough Council

Number of Members on Governing Body - 6

PER CAPITA:

Gross Debt 1,684.26
 Net Debt 1,628.71
 Debt Service 96.59
 Total Tax Levy 2,200.98
 Municipal Expenditures 759.97

PER CENT:

Gross Debt 1.07
 Net Debt 1.04
 Tax Levy Collected 97.68
 Tax Levy Cancelled, Abated or Adjusted

EXPENDITURES		REVENUES-REALIZED			1989 PROPERTY TAX	
GENERAL GOVERNMENT					STATE EQUALIZED TAX RATE →	
Governing Body & Public Boards		1989 Property Taxes Collected		11,016,560.22	Local District School Taxes	.34 3,164,554.76
Municipal Clerk		1989 Payments in Lieu of Taxes			Regional & Consolidated School Tax	.26 2,436,995.43
Financial Administration	47,462.25	Delinquent Tax & Lien Collections	209,830.60		School Taxes in Municipal Budget	
Assessment of Taxes	39,152.00	Business Personality Replacement Taxes	229,597.03		County Taxes	.37 3,434,441.15
Collection of Taxes	41,728.00	Taxes from Public Utilities	580,222.00		County Library Taxes	.03 243,691.51
Planning, Housing & Development	4,250.00	Other Miscellaneous Tax Revenues			Local Municipal Purpose Taxes	.20 1,918,120.05
Human Resources	77,977.53	State Aid Revenues	67,018.32		Veteran & Senior Citizen Taxes	27,750.00
Elections	1,350.00	Federal Aid Revenues			Total Taxes for Rate Computation	1.20 11,230,552.90
General Administration (other)	532,043.92	State and Local Fiscal Assistance Act Utilized			Special District Taxes	
JUDICIARY		Sale of Acquired Property			Bank Corp. Taxes	
Municipal Courts	79,330.37	Other Miscellaneous Revenues	891,668.16		Added and Omitted Taxes	44,188.15
PUBLIC SAFETY		Total	12,994,946.88		Total Taxes Levied - ABSTRACT	11,246,991.05
Fire Protection	200,496.97	Prior Years Surplus Appropriated	400,000.00		Total Taxes Billed	11,277,795.71
Police Protection	1,082,850.40	REVENUES TOTAL	13,394,946.88		1989 TAXES COLLECTED	11,016,560.22
Civil Defense & Disaster Control	422.03	Reserve For Uncollected Taxes	218,040.24		1989 Taxes Cancelled, Abated or Adjusted	83.40
Environmental Inspection & Control	34,176.00	CAPITAL OUTLAY TOTAL	853,465.23		Transfer to Tax Title Liens or Foreclosed	1,164.82
Other Public Safety		Public Enterprises			Balance Outstanding Dec. 31, 1989	259,987.27
PUBLIC WORKS		Recreation-Culture			PRIOR YEARS TAXES OUTSTANDING	
Streets and Drainage	232,117.00	Public Works	574,271.86		Balance January 1, 1989	209,990.23
Sewers and Sewage Processing	203,357.00	Buildings and Grounds	279,193.37		Collected in 1989	209,880.60
Garbage and Trash Disposal	53,000.00	Library and Education			Cancelled, Abated or Adjusted 1989	
Public Buildings and Grounds	87,752.00	Conservation			Transfers to Tax Title Liens or Foreclosed	
Other Public Works	25,000.00	All Other			Balance December 31, 1989	109.63
HEALTH and WELFARE		CAPITAL DEBT AUTHORIZED, DECEMBER 31, 1989			TAX TITLE LIENS OUTSTANDING	
Health Services Except Environmental	35,136.25	ISSUED AND UNISSUED			Balance January 1, 1989	1,936.08
Welfare-Public Assistance	2,295.00	School	283,863		Transfer From Taxes	1,164.82
Hospital, Clinics, First Aid	5,250.00	Self-Liquidating			Redeemed in 1989	
Animal, Insect, & Rodent Control	15,016.39	Other	8,322,720	8,322,720	Cancelled, Abated or Adjusted (1989)	
Other Welfare Services		Total	8,606,583	8,322,720	Transfers to Foreclosed Property	
RECREATION and CONSERVATION		ISSUED AND OUTSTANDING			Balance December 31, 1989	3,100.90
Beaches and Boardwalks		School		283,863.43	PROPERTY ACQUIRED BY DEED OR FORECLOSURE	
Parks, Playgrounds, Shade Trees		Self-Liquidating			Balance January 1, 1989	
Land Reclamation & Conservation		Other		3,631,780.00	Transfers From Taxes or Liens	
Other Recreational Services	31,647.00	Total		3,915,643.43	Sale for Cash (1989)	
EDUCATION (excluding schools)		EQUALIZED VALUATION BASIS FOR NET DEBT COMPUTATION		802,270,564	Cancelled, Abated or Adjusted (1989)	
Libraries	3,910.00	REAL PROPERTY VALUATIONS			Balance December 31, 1989	
Other Educational Services		Code Class # of Parcels % VAL'N ASSESSED VALUATION			CURRENT FINANCES DECEMBER 31, 1989	
STATUTORY EXPENDITURES		1 Vacant Land 139 2.63 10,609,050.00			ASSETS	
Pensions & F. L. C. A.	178,020.00	2 Residential 1788 75.21 302,834,900.00			Cash Dec. 31, 1989	1,128,882.41
Employee Fringe Benefits	155,821.03	3 Farm 2 .07 268,200.00			Taxes Receivable	260,096.90
Other Statutory Expenditures	500.00	4a Commercial 112 15.70 63,233,000.00			Tax Title Liens	3,100.90
CETA And Other Public Employment Programs		4b Industrial 30 6.38 25,694,000.00			Foreclosed Property	
MUNICIPAL FUNCTIONS TOTAL	3,163,611.19	4c Apartments			Emergencies & Other Deferred Charges	8,623.90
CAPITAL IMPROVEMENTS *MEMO*	100,000.00	Total	2071	402,639,150.00	State and Federal Aid Receivable	525.00
DEBT SERVICE		Land Area 6.00 Sq. Miles			Other Receivables	195,557.76
Principal Payments	242,334.00	Net Valuation Taxable-Municipal		404,086,603	Total	1,596,786.87
Interest Payments	251,209.66	Net Valuation Taxable-County		841,084,526	LIABILITIES, RESERVES, AND SURPLUS	
DEFERRED CHARGES	3,213.87	State Equalized Valuation		937,164,743	Cash Liabilities	412,517.34
SCHOOL, COUNTY, SPECIAL DISTRICT TAXES	9,284,682.85	State Equalization Ratio		43.03	Reserves for Receivables	458,755.56
RESERVE FOR UNCOLLECTED TAXES	218,040.24				Surplus Dec. 31, 1989	725,513.97
EXPENDITURES TOTAL	13,163,141.81				Total	1,596,786.87

0435

Population 1980 8,126
 Population 1990 10,940
 S & P Rating
 Moody Rating BAA1

General Tax Rate Per \$100. 5.42
 State Equalized Tax Rate 2.74

WATERFORD TOWNSHIP - CAMDEN CO.

Form of Government:

Township Committee

Number of Members on Governing Body - 5

PER CAPITA:

Gross Debt 214.87
 Net Debt 163.62
 Debt Service 40.86
 Total Tax Levy 814.74
 Municipal Expenditures 361.18

PER CENT:

Gross Debt .88
 Net Debt .67
 Tax Levy Collected 96.22
 Tax Levy Cancelled, Abated or Adjusted .03

EXPENDITURES		REVENUES-REALIZED			1989 PROPERTY TAX	
GENERAL GOVERNMENT		CAPITAL OUTLAY			STATE EQUALIZED TAX RATE	
Governing Body & Public Boards		1989 Property Taxes Collected		8,579,079.25	Local District School Taxes	.86 2,745,226.27
Municipal Clerk		1989 Payments in Lieu of Taxes			Regional & Consolidated Schaal Tax	.51 1,610,808.86
Financial Administration	71,002.00	Delinquent Tax & Lien Collections	310,537.06		Schaal Taxes in Municipal Budget	
Assessment of Taxes	33,533.00	Business Personalty Replacement Taxes	28,736.24		County Taxes	.87 2,750,452.38
Collection of Taxes	67,800.00	Taxes from Public Utilities	737,853.00		County Library Taxes	
Planning, Housing & Development	103,270.00	Other Miscellaneous Tax Revenues			Local Municipal Purpose Taxes	.51 1,605,279.73
Human Resources	32,135.68	State Aid Revenues	39,616.43		Veteran & Senior Citizen Taxes	95,350.00
Elections	6,100.00	Federal Aid Revenues			Total Taxes for Rate Computation	2.75 8,807,117.24
General Administration (other)	446,210.00	State and Local Fiscal Assistance Act Utilized			Special District Taxes	
JUDICIARY		Sale of Acquired Property			Bank Corp. Taxes	
Municipal Courts	69,356.94	Other Miscellaneous Revenues	628,243.01		Added and Omitted Taxes	201,450.00
PUBLIC SAFETY		Total	10,424,064.99		Total Taxes Levied - ABSTRACT	8,913,217.24
Fire Protection	71,600.14	Prior Years Surplus Appropriated	850,000.00		Total Taxes Billed	8,916,074.64
Police Protection	624,100.00	REVENUES TOTAL	11,274,064.99		1989 TAXES COLLECTED	8,579,079.25
Civil Defense & Disaster Control	3,000.00	Reserve For Uncollected Taxes	426,940.12		1989 Taxes Cancelled, Abated or Adjusted	2,860.69
Environmental Inspection & Control	120,600.00	TOTAL	232,137.35		Transfer to Tax Title Liens or Foreclosed	2,511.30
Other Public Safety					Balance Outstanding Dec. 31, 1989	331,623.40
PUBLIC WORKS					PRIOR YEARS TAXES OUTSTANDING	
Streets and Drainage	207,171.00	Public Enterprises			Balance January 1, 1989	333,059.33
Sewers and Sewage Processing		Recreation-Culture			Collected in 1989	310,537.06
Garbage and Trash Disposal	445,000.00	Public Works	26,326.11		Cancelled, Abated or Adjusted 1989	1,138.79
Public Buildings and Grounds	115,100.00	Buildings and Grounds	205,861.25		Transfers to Tax Title Liens or Foreclosed	431.80
Other Public Works	37,100.00	Library and Education			Balance December 31, 1989	20,951.68
HEALTH and WELFARE		Conservation			TAX TITLE LIENS OUTSTANDING	
Health Services Except Environmental	1,500.00	All Other			Balance January 1, 1989	14,764.91
Welfare-Public Assistance	3,365.00				Transfer From Taxes	3,091.17
Hospital, Clinics, First Aid					Redeemed in 1989	
Animal, Insect, & Rodent Control	4,000.00				Cancelled, Abated or Adjusted (1989)	
Other Welfare Services					Transfers to Foreclosed Property	
RECREATION and CONSERVATION					Balance December 31, 1989	17,760.03
Beaches and Boardwalks					PROPERTY ACQUIRED BY DEED OR	
Parks, Playgrounds, Shade Trees	35,600.00				FORECLOSURE	
Land Reclamation & Conservation	100.00				Balance January 1, 1989	45,136.00
Other Recreational Services	5,500.00				Transfers From Taxes or Liens	
EDUCATION (excluding schools)					Sale for Cash (1989)	
Libraries	112,000.00				Cancelled, Abated or Adjusted (1989)	
Other Educational Services					Balance December 31, 1989	45,136.00
STATUTORY EXPENDITURES					CURRENT FINANCES DECEMBER 31, 1989	
Pensions & F. L. C. A.	223,600.00				ASSETS	
Employee Fringe Benefits	217,200.00				Cash Dec. 31, 1989	3,179,391.79
Other Statutory Expenditures	15,000.00				Taxes Receivable	352,573.03
CETA And Other Public Employment Programs					Tax Title Liens	17,760.08
MUNICIPAL FUNCTIONS TOTAL	3,077,443.74				Foreclosed Property	45,136.00
CAPITAL IMPROVEMENTS *MEMO*	25,000.00				Emergencies & Other Deferred Charges	75,000.00
DEBT SERVICE					State and Federal Aid Receivable	3,436.99
Principal Payments	313,450.13				Other Receivables	123,006.62
Interest Payments	133,515.52				Total	3,796,862.56
DEFERRED CHARGES					LIABILITIES, RESERVES, AND SURPLUS	
SCHOOL, COUNTY, SPECIAL DISTRICT TAXES	7,106,437.51				Cash Liabilities	2,195,282.83
RESERVE FOR UNCOLLECTED TAXES	426,940.12				Reserves for Receivables	538,533.78
EXPENDITURES TOTAL	11,057,837.02				Surplus Dec. 31, 1989	1,063,045.95
					Total	3,796,862.56

1614

Population 1980 46,474
 Population 1990 47,025
 S & P Rating AA
 Moody Rating AA

General Tax Rate Per \$100. 5.75
 State Equalized Tax Rate 1.60

WAYNE TOWNSHIP - PASSAIC COUNTY
 Form of Government:
 Mayor-Council Plan F (OMCL 50)
 Number of Members on Governing Body - 9

PER CAPITA:
 Gross Debt 1,643.82
 Net Debt 638.43
 Debt Service 13.07
 Total Tax Levy 1,566.94
 Municipal Expenditures 675.89

PER CENT:
 Gross Debt 1.91
 Net Debt .74
 Tax Levy Collected 93.53
 Tax Levy Cancelled, Abated or Adjusted .19

EXPENDITURES	REVENUES-REALIZED	1989 PROPERTY TAX
GENERAL GOVERNMENT		STATE EQUALIZED TAX RATE
Governing Body & Public Boards 54,344.00	1989 Property Taxes Collected 77,251,794.00	Local District Schaal Taxes .32 38,643,628.25
Municipal Clerk 277,417.00	1989 Payments in Lieu of Taxes	Regional & Consolidated Schaal Tax
Financial Administration 3,000,575.74	Delinquent Tax & Lien Collections 599,773.00	Schaal Taxes in Municipal Budget
Assessment of Taxes 206,044.00	Business Personalty Replacement Taxes 802,875.32	Caunty Taxes .42 19,651,553.54
Collection of Taxes 204,773.00	Taxes from Public Utilities 3,142,838.00	Caunty Library Taxes
Planning, Hausing & Development 351,697.00	Other Miscellaneous Tax Revenues	Local Municipal Purpase Taxes .41 19,351,028.07
Human Resources 463,037.00	State Aid Revenues 804,490.10	Veteran & Senior Citizen Taxes 325,600.00
Elections	Federal Aid Revenues	Total Taxes for Rate Computation 1.65 77,971,809.86
General Administration (other) 3,537,625.27	State and Local Fiscal Assistance Act Utilized	Special District Taxes
JUDICIARY	Sale of Acquired Property	Bank Corp. Taxes
Municipal Courts 253,525.79	Other Miscellaneous Revenues 4,197,306.91	Added and Omitted Taxes 741,789.00
PUBLIC SAFETY	Total 86,859,082.33	Total Taxes Levied - ABSTRACT 78,387,993.86
Fire Protection 393,226.00	Prior Years Surplus Appropriated 3,911,000.00	Total Taxes Billed 78,402,412.00
Police Protection 5,711,701.88	REVENUES TOTAL 90,770,082.33	1989 TAXES COLLECTED 77,251,794.00
Civil Defense & Disaster Control 146,301.00	Reserve Far Uncollected Taxes 1,942,060.96	1989 Taxes Cancelled, Abated or Adjusted 151,700.00
Environmental Inspection & Control 71,495.00	CAPITAL OUTLAY TOTAL 22,482,700.00	Transfer to Tax Title Liens or Foreclosed 10,789.00
Other Public Safety	Public Enterprises 17,948,441.00	Balance Outstanding Dec. 31, 1989 983,129.00
PUBLIC WORKS	Recreation-Culture 36,712.00	PRIOR YEARS TAXES OUTSTANDING
Streets and Drainage 2,021,117.00	Public Works 1,929,245.00	Balance January 1, 1989 617,489.00
Sewers and Sewage Processing 33,045.29	Buildings and Grounds 2,265,946.00	Collected in 1989 599,752.00
Garbage and Trash Disposal 3,900,000.00	Library and Education 100,840.00	Cancelled, Abated or Adjusted 1989 12,520.00
Public Buildings and Grounds 410,869.00	Conservation 201,516.00	Transfers to Tax Title Liens or Foreclosed 5,217.00
Other Public Works 129,500.00	All Other	Balance December 31, 1989
HEALTH and WELFARE	CAPITAL DEBT AUTHORIZED, DECEMBER 31, 1989	TAX TITLE LIENS OUTSTANDING
Health Services Except Environmental 491,956.00	ISSUED AND UNISSUED GROSS DEBT NET DEBT	Balance January 1, 1989 953.00
Welfare-Public Assistance 53,630.00	School 4,796,000	Transfer From Taxes 16,812.00
Hospital, Clinics, First Aid 10,000.00	Self-Liquidating 37,563,003	Redeemed in 1989 26.00
Animal, Insect, & Rodent Control 60,000.00	Other 35,176,790	Cancelled, Abated or Adjusted (1989) 927.00
Other Welfare Services	Total 77,535,793	Transfers to Foreclosed Property 16,812.00
RECREATION and CONSERVATION	ISSUED AND OUTSTANDING	PROPERTY ACQUIRED BY DEED OR FORECLOSURE
Beaches and Boardwalks 777,422.00	School 4,796,000.00	Balance January 1, 1989 569,529.00
Parks, Playgrounds, Shade Trees 629,303.00	Self-Liquidating 34,592,000.00	Transfers From Taxes or Liens 927.00
Land Reclamation & Conservation 286,572.00	Other 32,603,000.00	Sale for Cash (1989)
Other Recreational Services	Total 71,991,000.00	Cancelled, Abated or Adjusted (1989)
EDUCATION (excluding schools)	EQUALIZED VALUATION BASIS FOR NET DEBT COMPUTATION 4,057,606.010	Balance December 31, 1989 570,456.00
Libraries 1,442,050.00	REAL PROPERTY VALUATIONS	CURRENT FINANCES DECEMBER 31, 1989
Other Educational Services 13,075.00	Code Class # of Parcels % VAL'N ASSESSED VALUATION	ASSETS
STATUTORY EXPENDITURES	1 Vacant Land 1156 4.07 54,634,900.00	Cash Dec. 31, 1989 8,165,481.00
Pensions & F. I. C. A. 1,899,528.00	2 Residential 14328 62.74 843,023,900.00	Taxes Receivable 983,129.00
Employee Fringe Benefits 1,627,000.00	3 Farm 31 .08 1,087,000.00	Tax Title Liens 16,812.00
Other Statutory Expenditures	4a Commercial 453 25.78 346,461,200.00	Foreclosed Property 570,456.00
CETA And Other Public Employment Programs	4b Industrial 85 5.93 79,680,900.00	Emergencies & Other Deferred Charges 390,919.00
MUNICIPAL FUNCTIONS TOTAL 28,544,444.97	4c Apartments 8 1.39 18,717,800.00	State and Federal Aid Receivable 150,351.00
CAPITAL IMPROVEMENTS *MEMO*	Total 16061 1,343,655,700.00	Other Receivables 70,911.00
DEBT SERVICE	Land Area 24.89 Sq. Miles	Total 10,353,059.00
Principal Payments 196,000.00	Net Valuation Taxable-Municipal 1,351,064,037	LIABILITIES, RESERVES, AND SURPLUS
Interest Payments 418,737.55	Net Valuation Taxable-County 4,275,131,006	Cash Liabilities 5,138,145.00
DEFERRED CHARGES 682,370.02	State Equalized Valuation 4,672,879,518	Reserves for Receivables 1,646,308.00
SCHOOL, COUNTY, SPECIAL DISTRICT TAXES 58,295,181.79	State Equalization Ratio 28.80	Surplus Dec. 31, 1989 3,568,606.00
RESERVE FOR UNCOLLECTED TAXES 1,942,060.96		Total 10,353,059.00
EXPENDITURES TOTAL 90,078,795.29		

0911
 Population 1980 13,168
 Population 1990 12,385
 S & P Rating
 Moody Rating BAA

General Tax Rate Per \$100. 10.29
 State Equalized Tax Rate 1.96

WEEHAWKEN TOWNSHIP - HUDSON CO.
 Form of Government:
 Council-Manager Plan C (OMCL 50)
 Number of Members on Governing Body - 7

PER CAPITA:
 Gross Debt 437.10
 Net Debt 410.05
 Debt Service 70.13
 Total Tax Levy 1,265.93
 Municipal Expenditures 850.56

PER CENT:
 Gross Debt .88
 Net Debt .82
 Tax Levy Collected 98.15
 Tax Levy Cancelled, Abated or Adjusted .06

EXPENDITURES		REVENUES-REALIZED		1989 PROPERTY TAX	
GENERAL GOVERNMENT				STATE EQUALIZED TAX RATE <u>1.96</u>	
Governing Body & Public Boards	65,270.96	1989 Property Taxes Collected	15,390,842.86	Local District School Taxes	79
Municipal Clerk	62,301.51	1989 Payments in Lieu of Taxes	107,263.32	Regional & Consolidated School Tax	
Financial Administration	142,150.66	Delinquent Tax & Lien Collections	183,344.82	School Taxes in Municipal Budget	
Assessment of Taxes	30,306.80	Business Personalty Replacement Taxes	556,204.12	County Taxes	.59 *
Collection of Taxes	64,476.89	Taxes from Public Utilities	482,802.96	County Library Taxes	
Planning, Housing & Development	53,109.19	Other Miscellaneous Tax Revenues		Local Municipal Purpose Taxes	.58
Human Resources	394,997.98	State Aid Revenues	1,519,053.04	Veteran & Senior Citizen Taxes	
Elections	4,478.92	Federal Aid Revenues		Total Taxes for Rate Computation	1.96
General Administration (other)	1,298,330.45	State and Local Fiscal Assistance Act Utilized		Special District Taxes	
JUDICIARY		Sale of Acquired Property		Bank Corp. Taxes	
Municipal Courts	190,335.05	Other Miscellaneous Revenues	3,534,396.97	Added and Omitted Taxes	
PUBLIC SAFETY		TOTAL	21,827,906.09	Total Taxes Levied - ABSTRACT	
Fire Protection	1,930,751.15	Prior Years Surplus Appropriated	30,000.00	Total Taxes Billed	15,678,568.11
Police Protection	2,121,434.50	REVENUES TOTAL	21,857,906.09	1989 TAXES COLLECTED	15,390,842.86
Civil Defense & Disaster Control		Reserve For Uncollected Taxes	293,080.73	1989 Taxes Cancelled, Abated or Adjusted	9,375.37
Environmental Inspection & Control	100,042.04	CAPITAL OUTLAY TOTAL	736,908.83	Transfer to Tax Title Liens or Foreclosed	2,176.27
Other Public Safety				Balance Outstanding Dec. 31, 1989	278,468.83
PUBLIC WORKS				PRIOR YEARS TAXES OUTSTANDING	
Streets and Drainage	500,420.60	Public Enterprises		Balance January 1, 1989	190,637.00
Sewers and Sewage Processing	71,900.00	Recreation-Culture		Collected in 1989	188,344.82
Garbage and Trash Disposal		Public Works	736,908.83	Cancelled, Abated or Adjusted 1989	1,007.80
Public Buildings and Grounds	82,652.12	Buildings and Grounds		Transfers to Tax Title Liens or Foreclosed	1,284.38
Other Public Works	42,597.63	Library and Education		Balance December 31, 1989	
HEALTH and WELFARE		Conservation		TAX TITLE LIENS OUTSTANDING	
Health Services Except Environmental	53,575.22	All Other		Balance January 1, 1989	
Welfare-Public Assistance	15,000.00	CAPITAL DEBT AUTHORIZED, DECEMBER 31, 1989		Transfer From Taxes	3,580.38
Hospital, Clinics, First Aid		ISSUED AND UNISSUED		Redeemed in 1989	
Animal, Insect, & Radent Control		School	335,000	Cancelled, Abated or Adjusted (1989)	
Other Welfare Services	20,610.90	Self-Liquidating		Transfers to Foreclosed Property	
RECREATION and CONSERVATION		Other	5,078,500	Balance December 31, 1989	3,580.38
Beaches and Boardwalks		Total	5,413,500	PROPERTY ACQUIRED BY DEED OR FORECLOSURE	
Parks, Playgrounds, Shade Trees	41,936.79	ISSUED AND OUTSTANDING		Balance January 1, 1989	
Land Reclamation & Conservation	4,425.00	School	335,000.00	Transfers From Taxes or Liens	
Other Recreational Services	128,911.54	Self-Liquidating		Sale for Cash (1989)	
EDUCATION (excluding schools)		Other	3,253,200.00	Cancelled, Abated or Adjusted (1989)	
Libraries	153,400.00	Total	3,593,200.00	Balance December 31, 1989	
Other Educational Services		EQUALIZED VALUATION BASIS FOR NET DEBT COMPUTATION		CURRENT FINANCES DECEMBER 31, 1989	
STATUTORY EXPENDITURES		REAL PROPERTY VALUATIONS		ASSETS	
Pensions & F. L. C. A.	1,025,220.90	Code	Class	# of Parcels	% VAL'N
Employee Fringe Benefits	659,000.00	1	Vacant Land	109	10.47
Other Statutory Expenditures		2	Residential	1961	43.43
CETA And Other Public Employment Programs		3	Farm		
MUNICIPAL FUNCTIONS TOTAL	2,317,756.89	4a	Commercial	66	25.22
CAPITAL IMPROVEMENTS *MEMO*	105,000.00	4b	Industrial	36	11.60
DEBT SERVICE		4c	Apartments	127	9.22
Principal Payments	539,432.00	Total		2199	
Interest Payments	329,109.13	Land Area	= 7.8 Sq. Miles		
DEFERRED CHARGES	52,709.80	Net Valuation Taxable-Municipal	146,145,330	LIABILITIES, RESERVES, AND SURPLUS	
SCHOOL, COUNTY, SPECIAL DISTRICT TAXES	11,164,327.10	Net Valuation Taxable-County	723,395,972	Cash Liabilities	1,385,819.54
RESERVE FOR UNCOLLECTED TAXES	293,080.73	State Equalized Valuation	767,316,659	Reserves for Receivables	362,694.00
EXPENDITURES TOTAL	21,698,432.65	State Equalization Ratio	19.02	Surplus Dec. 31, 1989	372,994.12
				Total	2,121,507.66

0819
 Population 1980 2,303
 Population 1990 2,331
 S & P Rating
 Moody Rating

General Tax Rate Per \$100. 3.90
 State Equalized Tax Rate 2.22

WENONAH BOROUGH - GLOUCESTER CO.
 Form of Government:
 Borough Council
 Number of Members on Governing Body - 6

PER CAPITA:
 Grass Debt 275.25
 Net Debt 45.78
 Debt Service 18.01
 Total Tax Levy 947.23
 Municipal Expenditures 370.54
 PER CENT:
 Gross Debt .74
 Net Debt .12
 Tax Levy Collected 98.80
 Tax Levy Cancelled, Abated or Adjusted

EXPENDITURES		REVENUES-REALIZED		1989 PROPERTY TAX	
GENERAL GOVERNMENT				STATE EQUALIZED TAX RATE	
Governing Body & Public Boards		1989 Property Taxes Collected	2,186,443.49	Local District Schaal Taxes	47
Municipal Clerk	11,600.00	1989 Payments in Lieu of Taxes		Regional & Consolidated Schaal Tax	60
Financial Administration	5,105.10	Delinquent Tax & Lien Collections	31,674.59	Schaal Taxes in Municipal Budget	
Assessment of Taxes	5,330.00	Business Personalty Replacement Taxes	3,976.40	County Taxes	.72
Collection of Taxes	2,318.00	Taxes from Public Utilities	111,350.00	County Library Taxes	
Planning, Housing & Development	2,500.00	Other Miscellaneous Tax Revenues		Local Municipal Purpose Taxes	.42
Human Resources	2,944.28	State Aid Revenues	81,663.56	Veteran & Senior Citizen Taxes	
Elections	950.00	Federal Aid Revenues		Total Taxes for Rate Computation	2.21
General Administration (other)	82,204.72	State and Local Fiscal Assistance Act Utilized		Special District Taxes	
JUDICIARY		Sale of Acquired Property		Bank Corp. Taxes	
Municipal Courts	18,720.00	Other Miscellaneous Revenues	164,585.85	Added and Omitted Taxes	
PUBLIC SAFETY		Total	2,579,693.89	Total Taxes Levied - ABSTRACT	
Fire Protection	28,577.34	Prior Years Surplus Appropriated	167,565.94	Total Taxes Billed	2,213,104.03
Police Protection	194,759.08	REVENUES TOTAL	2,747,259.83	1989 TAXES COLLECTED	2,186,443.49
Civil Defense & Disaster Control		Reserve For Uncollected Taxes	40,888.40	1989 Taxes Cancelled, Abated or Adjusted	
Environmental Inspection & Control		CAPITAL OUTLAY TOTAL	54,500.00	Transfer to Tax Title Liens or Foreclosed	
Other Public Safety		Public Enterprises		Balance Outstanding Dec. 31, 1989	26,660.54
PUBLIC WORKS		Recreation-Culture		PRIOR YEARS TAXES OUTSTANDING	
Streets and Drainage	257,852.53	Public Works		Balance January 1, 1989	30,103.33
Sewers and Sewage Processing		Buildings and Grounds	54,500.00	Collected in 1989	30,103.33
Garbage and Trash Disposal	49,645.73	Library and Education		Cancelled, Abated or Adjusted 1989	
Public Buildings and Grounds	19,695.00	Conservation		Transfers to Tax Title Liens or Foreclosed	
Other Public Works		All Other		Balance December 31, 1989	
HEALTH and WELFARE		CAPITAL DEBT AUTHORIZED, DECEMBER 31, 1989		TAX TITLE LIENS OUTSTANDING	
Health Services Except Environmental	432.00	ISSUED AND UNISSUED		Balance January 1, 1989	1,571.26
Welfare-Public Assistance	850.00	Schaal	365,606	Transfer From Taxes	
Hospital, Clinics, First Aid		Self-Liquidating	169,300	Redeemed in 1989	1,571.26
Animal, Insect, & Rodent Control	700.00	Other	106,705	Cancelled, Abated or Adjusted (1989)	
Other Welfare Services		Total	641,611	Transfers to Foreclosed Property	
RECREATION and CONSERVATION		ISSUED AND OUTSTANDING		Balance December 31, 1989	
Beaches and Boardwalks		Schaal	365,606.35	PROPERTY ACQUIRED BY DEED OR FORECLOSURE	
Parks, Playgrounds, Shade Trees	6,200.00	Self-Liquidating		Balance January 1, 1989	45,100.00
Land Reclamation & Conservation	8,150.00	Other	106,705.00	Transfers From Taxes or Liens	
Other Recreational Services	300.00	Total	472,311.35	Sale for Cash (1989)	
EDUCATION (excluding schools)		EQUALIZED VALUATION BASIS FOR NET DEBT COMPUTATION	36,414,806	Cancelled, Abated or Adjusted (1989)	
Libraries	13,270.45	REAL PROPERTY VALUATIONS		Balance December 31, 1989	45,100.00
Other Educational Services		Code Class # of Parcels % VAL'N		CURRENT FINANCES DECEMBER 31, 1989	
STATUTORY EXPENDITURES		1 Vacant Land 176 3.78		ASSETS	
Pensions & F. L. C. A.	39,372.51	2 Residential 765 93.73		Cash Dec. 31, 1989	567,231.85
Employee Fringe Benefits	17,923.00	3 Farm		Taxes Receivable	26,660.54
Other Statutory Expenditures		4a Commercial 12 2.34		Tax Title Liens	
CETA And Other Public Employment Programs		4b Industrial		Foreclosed Property	45,100.00
MUNICIPAL FUNCTIONS TOTAL	780,869.74	4c Apartments 1 .15		Emergencies & Other Deferred Charges	8,000.00
CAPITAL IMPROVEMENTS *MEMO*	32,431.30	Total 954		State and Federal Aid Receivable	
DEBT SERVICE		Land Area .99 Sq. Miles		Other Receivables	
Principal Payments	33,260.00	Net Valuation Taxable-Municipal	57,515,670	Total	34,325.11
Interest Payments	8,711.97	Net Valuation Taxable-County	89,867,916	LIABILITIES, RESERVES, AND SURPLUS	
DEFERRED CHARGES		State Equalized Valuation	98,161,132	Cash Liabilities	411,143.61
SCHOOL COUNTY, SPECIAL DISTRICT TAXES	1,766,171.95	State Equalization Ratio	58.46	Reserves for Receivables	106,085.65
RESERVE FOR UNCOLLECTED TAXES	40,888.40			Surplus Dec. 31, 1989	164,088.24
EXPENDITURES TOTAL	2,629,902.06			Total	681,317.50

Population 1980 2,299
 Population 1990 2,251
 S & P Rating
 Moody Rating

General Tax Rate Per \$100. 1.30
 State Equalized Tax Rate 1.45

WEST AMWELL TWP. - HUNTERDON CO.

Form of Government:
 Township Committee

Number of Members on Governing Body - 3

PER CAPITA: Gross Debt 324.78 PER CENT: Gross Debt .43
 Net Debt Net Debt
 Debt Service Tax Levy Collected 89.79
 Total Tax Levy 1,233.93 Tax Levy Cancelled, Abated
 Municipal Expenditures 814.31 or Adjusted 2.06

EXPENDITURES		REVENUES-REALIZED		1989 PROPERTY TAX	
GENERAL GOVERNMENT		REVENUES-REALIZED		STATE EQUALIZED TAX RATE	
Governing Body & Public Boards		1989 Property Taxes Collected	2,504,626.80	Local District School Taxes	.49 941,945.50
Municipal Clerk		1989 Payments in Lieu of Taxes		Regional & Consolidated School Tax	.57 1,093,985.36
Financial Administration	31,424.10	Delinquent Tax & Lien Collections	172,906.73	School Taxes in Municipal Budget	
Assessment of Taxes	16,793.00	Business Personalty Replacement Taxes	30,141.96	County Taxes	.33 625,876.30
Collection of Taxes	23,700.00	Taxes from Public Utilities	1,021,599.00	County Library Taxes	.02 40,993.08
Planning, Housing & Development	52,700.00	Other Miscellaneous Tax Revenues		Local Municipal Purpose Taxes	.04 70,312.48
Human Resources	26,481.27	State Aid Revenues	13,361.93	Veteran & Senior Citizen Taxes	
Elections		Federal Aid Revenues		Total Taxes for Rate Computation	1.45 2,796,012.72
General Administration (other)	334,700.00	State and Local Fiscal Assistance Act Utilized		Special District Taxes	
JUDICIARY		Sale of Acquired Property		Bank Corp. Taxes	
Municipal Courts	25,250.00	Other Miscellaneous Revenues	367,857.27	Added and Omitted Taxes	4,460.73
PUBLIC SAFETY		Total	4,115,492.69	Total Taxes Levied - ABSTRACT	2,777,573.45
Fire Protection	87,277.93	Prior Years Surplus Appropriated	800,000.00	Total Taxes Billed	2,787,448.83
Police Protection	177,679.00	REVENUES TOTAL	4,915,492.69	1989 TAXES COLLECTED	2,504,020.80
Civil Defense & Disaster Control	2,925.00	Reserve For Uncollected Taxes	163,070.24	1989 Taxes Cancelled, Abated or Adjusted	57,361.60
Environmental Inspection & Control	26,226.00	CAPITAL OUTLAY TOTAL	52,299.10	Transfer to Tax Title Liens or Foreclosed	1,329.90
Other Public Safety		Public Enterprises		Balance Outstanding Dec. 31, 1989	220,130.53
PUBLIC WORKS		Recreation-Culture		PRIOR YEARS TAXES OUTSTANDING	
Streets and Drainage	239,200.00	Public Works	51,949.10	Balance January 1, 1989	178,380.56
Sewers and Sewage Processing	3,000.00	Buildings and Grounds	350.00	Collected in 1989	172,906.73
Garbage and Trash Disposal	104,000.00	Library and Education		Cancelled, Abated or Adjusted 1989	5,098.93
Public Buildings and Grounds	323,100.00	Conservation		Transfers to Tax Title Liens or Foreclosed	
Other Public Works		All Other		Balance December 31, 1989	374.85
HEALTH and WELFARE		CAPITAL DEBT AUTHORIZED, DECEMBER 31, 1989		TAX TITLE LIENS OUTSTANDING	
Health Services Except Environmental	7,600.00	ISSUED AND UNISSUED		Balance January 1, 1989	10,283.47
Welfare-Public Assistance	3,750.00	Schaal	731,073	Transfer From Taxes	1,329.90
Hospital, Clinics, First Aid		Self-Liquidating		Redeemed in 1989	
Animal, Insect, & Rodent Control	4,500.00	Other		Cancelled, Abated or Adjusted (1989)	2,960.53
Other Welfare Services		Total	731,073	Transfers to Foreclosed Property	
RECREATION and CONSERVATION		ISSUED AND OUTSTANDING		Balance December 31, 1989	5,053.24
Beaches and Boardwalks		Schaal		PROPERTY ACQUIRED BY DEED OR FORECLOSURE	
Parks, Playgrounds, Shade Trees	4,250.00	Self-Liquidating		Balance January 1, 1989	16,650.00
Land Reclamation & Conservation	4,500.00	Other		Transfers From Taxes or Liens	
Other Recreational Services	1,600.00	Total		Sale for Cash (1989)	
EDUCATION (excluding schools)		EQUALIZED VALUATION BASIS FOR NET DEBT COMPUTATION	169,870,720	Cancelled, Abated or Adjusted (1989)	
Libraries		REAL PROPERTY VALUATIONS		Balance December 31, 1989	16,650.00
Other Educational Services		Code Class # of Parcels % VAL'N ASSESSED VALUATION		CURRENT FINANCES DECEMBER 31, 1989	
STATUTORY EXPENDITURES		1 Vacant Land 262 9.75 20,814,700.00		ASSETS	
Pensions & F. I. C. A.	49,000.00	2 Residential 669 62.17 132,751,367.00		Cash Dec. 31, 1989	1,797,375.48
Employee Fringe Benefits	33,000.00	3 Farm 352 16.03 34,330,351.00		Taxes Receivable	220,505.33
Other Statutory Expenditures	500.00	4a Commercial 37 6.22 13,271,900.00		Tax Title Liens	8,658.24
CETA And Other Public Employment Programs		4b Industrial 11 3.26 11,235,100.00		Foreclosed Property	16,650.00
MUNICIPAL FUNCTIONS TOTAL	1,623,196.30	4c Apartments 4 .53 1,139,500.00		Emergencies & Other Deferred Charges	43,120.00
CAPITAL IMPROVEMENTS *MEMO*	59,000.00	Total 1315 213,542,919.00		State and Federal Aid Receivable	3,483.23
DEBT SERVICE		Land Area 21.60 Sq. Miles		Other Receivables	17,863.56
Principal Payments		Net Valuation Taxable-Municipal	214,229,852	Total	2,113,660.89
Interest Payments		Net Valuation Taxable-County	131,569,231	LIABILITIES, RESERVES, AND SURPLUS	
DEFERRED CHARGES		State Equalized Valuation	192,601,123	Cash Liabilities	224,830.63
SCHOOL, COUNTY, SPECIAL DISTRICT TAXES	36,748.85	State Equalization Ratio	111.27	Reserves for Receivables	269,092.18
RESERVE FOR UNCOLLECTED TAXES	2,702,800.24			Surplus Dec. 31, 1989	1,619,148.08
EXPENDITURES TOTAL	4,535,815.68			Total	2,113,660.89

Population 1980 11,407
 Population 1990 10,422
 S & P Rating
 Moody Rating

General Tax Rate Per \$100. 1.34
 State Equalized Tax Rate 1.97

WEST CALDWELL TOWNSHIP - ESSEX CO.

Form of Government:

Borough Council

Number of Members on Governing Body - 6

PER CAPITA:

Gross Debt 965.37
 Net Debt 483.19
 Debt Service 49.24
 Total Tax Levy 2,082.19
 Municipal Expenditures 967.53

PER CENT:

Gross Debt 1.01
 Net Debt .50
 Tax Levy Collected 97.30
 Tax Levy Cancelled, Aboted or Adjusted .23

EXPENDITURES		REVENUES-REALIZED		1989 PROPERTY TAX	
GENERAL GOVERNMENT		REVENUES-REALIZED		STATE EQUALIZED TAX RATE → .86	
Governing Body & Public Boards		1989 Property Taxes Collected	21,225,611.68	Local District School Taxes	9,473,018.68
Municipal Clerk		1989 Payments in Lieu of Taxes		Regional & Consolidated Schaal Tax	
Financial Administration	131,525.00	Delinquent Tax & Lien Collections	321,148.45	School Taxes in Municipal Budget	
Assessment of Taxes	68,230.00	Business Personalty Replacement Taxes	242,160.08	County Taxes	6,567,516.19
Collection of Taxes	59,335.00	Taxes from Public Utilities	1,082,808.00	County Library Taxes	
Planning, Hausing & Development	24,075.00	Other Miscellaneous Tax Revenues		Local Municipal Purpose Taxes	5,582,944.39
Humon Resources	87,030.34	State Aid Revenues	142,884.05	Veteron & Senior Citizen Taxes	68,350.00
Elections	3,455.00	Federal Aid Revenues		Total Taxes for Rate Computation	21,692,929.26
General Administration (other)	875,534.58	State and Local Fiscal Assistance Act Utilized		Special District Taxes	
JUDICIARY		Sale of Acquired Property		Bank Corp. Taxes	
Municipal Courts	85,650.00	Other Miscellaneous Revenues	1,109,604.02	Added and Omitted Taxes	76,554.82
PUBLIC SAFETY		Total	24,124,216.28	Total Taxes Levied - ABSTRACT	21,700,634.08
Fire Protection	92,904.65	Prior Years Surplus Appropriated	1,040,000.00	Total Taxes Billed	21,703,002.18
Police Protection	1,387,698.18	REVENUES TOTAL	25,164,216.28	1989 TAXES COLLECTED	21,225,611.68
Civil Defense & Disaster Control	4,444.00	Reserve For Uncollected Taxes	1,139,377.47	1989 Taxes Cancelled, Aboted or Adjusted	48,916.60
Environmental Inspection & Control	107,750.00	CAPITAL OUTLAY TOTAL	637,874.36	Transfer to Tax Title Liens or Foreclosed	393.76
Other Public Safety		Public Enterprises	39,632.18	Balance Outstanding Dec. 31, 1989	428,080.14
PUBLIC WORKS		Recreation-Culture	12,728.71	PRIOR YEARS TAXES OUTSTANDING	
Streets and Drainage	341,118.00	Public Works	310,296.17	Balance January 1, 1989	329,426.71
Sewers and Sewage Processing	2,091,150.00	Buildings and Grounds	275,217.30	Collected in 1989	301,862.04
Garbage and Trosh Disposal		Librory and Education		Cancelled, Aboted or Adjusted 1989	2,531.49
Public Buildings and Grounds	146,335.00	Conservation		Transfers to Tax Title Liens or Foreclosed	
Other Public Works	121,930.00	All Other		Balance December 31, 1989	25,033.18
HEALTH and WELFARE		CAPITAL DEBT AUTHORIZED, DECEMBER 31, 1989		TAX TITLE LIENS OUTSTANDING	
Health Services Except Environmental	78,875.00	ISSUED AND UNISSUED		Balance January 1, 1989	23,548.41
Welfare-Public Assistance	5,990.00	School	2,885,181	Transfer From Taxes	393.76
Hospital, Clinics, First Aid		Self-Liquidoting	1,962,200	Redeemed in 1989	19,286.41
Animal, Insect, & Rodent Control		Other	5,212,705	Cancelled, Aboted or Adjusted (1989)	
Other Welfare Services		Total	10,061,086	Transfers to Foreclosed Property	
RECREATION and CONSERVATION		ISSUED AND OUTSTANDING		Balance December 31, 1989	4,655.76
Beaches and Boardwalks		School	2,986,181.21	PROPERTY ACQUIRED BY DEED OR FORECLOSURE	
Porks, Playgrounds, Shade Trees	309,805.00	Self-Liquidating	1,381,750.00	Balance January 1, 1989	16,600.00
Land Reclamation & Conservation	132,496.03	Other	3,573,450.00	Transfers From Taxes or Liens	
Other Recreational Services	13,022.90	Total	7,841,381.21	Sole for Cosh (1989)	
EDUCATION (excluding schools)		EQUALIZED VALUATION BASIS		Cancelled, Aboted or Adjusted (1989)	
Libraries	417,514.00	FOR NET DEBT COMPUTATION	1,000,168,798	Balance December 31, 1989	16,600.00
Other Educational Services		REAL PROPERTY VALUATIONS		CURRENT FINANCES DECEMBER 31, 1989	
STATUTORY EXPENDITURES		Code Class # of Parcels % VAL'N		ASSETS	
Pensions & F. I. C. A.	435,059.08	1 Vacont Lond 89 .99	11,622,900.00	Cosh Dec. 31, 1989	2,106,105.67
Employee Fringe Benefits	284,800.00	2 Residential 3417 67.68	794,130,800.00	Taxes Receivable	453,113.32
Other Statutory Expenditures		3 Farm 7 .03	326,200.00	Tax Title Liens	4,655.76
CETA And Other Public Employment Programs		4a Commercial 155 11.61	136,226,700.00	Foreclosed Property	16,600.00
MUNICIPAL FUNCTIONS TOTAL	7,311,786.76	4b Industrial 66 18.83	221,593,000.00	Emergencies & Other Deferred Charges	106,000.00
CAPITAL IMPROVEMENTS *MEMO*	70,000.00	4c Apartments 8 .81	9,509,000.00	State and Federal Aid Receivable	1,137.84
DEBT SERVICE		Total 3742	1,173,408,600.00	Other Receivables	48,375.27
Principal Payments	291,850.00	Land Area 5.04 Sq. Miles		Total	2,735,987.86
Interest Payments	221,344.96	Net Valuation Taxable-Municipal	1,175,350,400	LIABILITIES, RESERVES, AND SURPLUS	
DEFERRED CHARGES	77,017.87	Net Valuation Taxable-County	1,023,841,285	Cash Liabilities	790,148.61
SCHOOL, COUNTY, SPECIAL DISTRICT TAXES	16,041,134.87	State Equalized Valuation	1,098,892,908	Reserves for Receivables	522,744.35
RESERVE FOR UNCOLLECTED TAXES	1,139,377.47	State Equalization Ratio	106.97	Surplus Dec. 31, 1989	1,423,094.90
EXPENDITURES TOTAL	25,082,511.93			Total	2,735,987.86

Population 1980 1,091
 Population 1990 1,026
 S & P Rating
 Moody Rating

General Tax Rate Per \$100. 1.55
 State Equalized Tax Rate 1.61

WEST CAPE MAY BORO. - CAPE MAY CO.

Form of Government:
 Commission (1911)

Number of Members on Governing Body - 3

PER CAPITA:
 Gross Debt 210.81
 Net Debt 102.88
 Debt Service 7.60
 Total Tax Levy 1,375.37
 Municipal Expenditures 613.88

PER CENT:
 Gross Debt .29
 Net Debt .14
 Tax Levy Collected 84.87
 Tax Levy Cancelled, Abated or Adjusted .60

EXPENDITURES		REVENUES-REALIZED			1989 PROPERTY TAX	
GENERAL GOVERNMENT		REVENUES-REALIZED			STATE EQUALIZED TAX RATE	
Governing Body & Public Boards		1989 Property Taxes Collected	1,197,912.37	Local District School Taxes	.38	334,930.00
Municipal Clerk		1989 Payments in Lieu of Taxes		Regional & Consolidated School Tax	.58	509,297.00
Financial Administration	28,266.78	Delinquent Tax & Lien Collections	137,532.68	School Taxes in Municipal Budget		
Assessment of Taxes	13,200.00	Business Personalty Replacement Taxes	4,803.48	County Taxes	.37	324,325.73
Collection of Taxes	14,500.00	Taxes from Public Utilities	85,476.00	County Library Taxes	.02	15,924.44
Planning, Housing & Development	3,200.00	Other Miscellaneous Tax Revenues		Local Municipal Purpose Taxes	.25	223,756.00
Human Resources	29,550.00	State Aid Revenues	15,619.35	Veteran & Senior Citizen Taxes		13,650.00
Elections	3,000.00	Federal Aid Revenues		Total Taxes for Rate Computation	1.60	1,421,883.17
General Administration (other)	75,500.00	State and Local Fiscal Assistance Act Utilized	1,712.50	Special District Taxes		
JUDICIARY		Sale of Acquired Property		Bank Corp. Taxes		
Municipal Courts	17,413.75	Other Miscellaneous Revenues	131,011.19	Added and Omitted Taxes		2,894.99
PUBLIC SAFETY		Total	1,574,068.07	Total Taxes Levied - ABSTRACT		1,411,128.16
Fire Protection	17,652.20	Prior Years Surplus Appropriated	167,000.00	Total Taxes Billed		1,411,528.97
Police Protection	53,108.79	REVENUES TOTAL	1,741,068.07	1989 TAXES COLLECTED		1,197,912.37
Civil Defense & Disaster Control	500.00	Reserve For Uncollected Taxes	166,425.84	1989 Taxes Cancelled, Abated or Adjusted		8,427.93
Environmental Inspection & Control	13,500.00	CAPITAL OUTLAY TOTAL	65,117.76	Transfer to Tax Title Liens or Foreclosed		12,608.65
Other Public Safety		Public Enterprises		Balance Outstanding Dec. 31, 1989		192,579.52
PUBLIC WORKS		Recreation-Culture		PRIOR YEARS TAXES OUTSTANDING		
Streets and Drainage	99,240.22	Public Works	54,117.76	Balance January 1, 1989		131,806.89
Sewers and Sewage Processing	2,500.00	Buildings and Grounds	9,000.00	Collected in 1989		125,209.60
Garbage and Trash Disposal		Library and Education		Cancelled, Abated or Adjusted 1989		
Public Buildings and Grounds	20,700.00	Conservation		Transfers to Tax Title Liens or Foreclosed		6,488.94
Other Public Works		All Other		Balance December 31, 1989		108.35
HEALTH and WELFARE		CAPITAL DEBT AUTHORIZED, DECEMBER 31, 1989		TAX TITLE LIENS OUTSTANDING		
Health Services Except Environmental	500.00	ISSUED AND UNISSUED		Balance January 1, 1989		32,876.48
Welfare-Public Assistance	2,400.00	School	110,737	Transfer From Taxes		19,859.59
Hospital, Clinics, First Aid		Self-Liquidating		Redeemed in 1989		12,323.08
Animal, Insect, & Rodent Control	1,500.00	Other	105,550	Cancelled, Abated or Adjusted (1989)		
Other Welfare Services		Total	216,287	Transfers to Foreclosed Property		
RECREATION and CONSERVATION		ISSUED AND OUTSTANDING		Balance December 31, 1989		40,412.99
Beaches and Boardwalks		School	110,737.64	PROPERTY ACQUIRED BY DEED OR FORECLOSURE		
Parks, Playgrounds, Shade Trees	1,500.00	Self-Liquidating		Balance January 1, 1989		8,582.00
Land Reclamation & Conservation	247.70	Other	93,350.00	Transfers From Taxes or Liens		
Other Recreational Services	400.00	Total	209,087.64	Sale for Cash (1989)		
EDUCATION (excluding schools)		EQUALIZED VALUATION BASIS FOR NET DEBT COMPUTATION		Cancelled, Abated or Adjusted (1989)		
Libraries		REAL PROPERTY VALUATIONS		Balance December 31, 1989		8,582.00
Other Educational Services		Code Class # of Parcels % VAL'N ASSESSED VALUATION		CURRENT FINANCES DECEMBER 31, 1989		
STATUTORY EXPENDITURES		1 Vacant Land 166 5.99 5,418,400.00		ASSETS		
Pensions & F. L. C. A.	25,400.80	2 Residential 715 82.30 74,415,200.00		Cash Dec. 31, 1989		858,697.49
Employee Fringe Benefits	11,000.00	3 Farm 24 1.00 953,390.00		Taxes Receivable		192,687.87
Other Statutory Expenditures	2,939.00	4a Commercial 32 10.23 9,297,500.00		Tax Title Liens		40,412.99
CETA And Other Public Employment Programs		4b Industrial		Foreclosed Property		8,582.00
MUNICIPAL FUNCTIONS TOTAL	446,779.24	4c Apartments 2 .37 334,000.00		Emergencies & Other Deferred Charges		6,471.63
CAPITAL IMPROVEMENTS * M E * O *	5,000.00	Total 940		State and Federal Aid Receivable		1,559.54
DEBT SERVICE		Land Area 1.30 Sq. Miles		Other Receivables		14,371.89
Principal Payments	7,200.00	Net Valuation Taxable-Municipal	71,055,734	Total		1,122,783.41
Interest Payments		Net Valuation Taxable-County	75,726,035	LIABILITIES, RESERVES, AND SURPLUS		
DEFERRED CHARGES		State Equalized Valuation	87,333,075	Cash Liabilities		659,078.98
SCHOOL, COUNTY, SPECIAL DISTRICT TAXES	1,184,477.17	State Equalization Ratio	103.69	Reserves for Receivables		256,054.75
RESERVE FOR UNCOLLECTED TAXES	166,425.84			Surplus Dec. 31, 1989		207,649.68
EXPENDITURES TOTAL	1,814,318.56			Total		1,122,783.41

Population 1980 13,002
 Population 1990 19,320
 S & P Rating
 Moody Rating AAA

General Tax Rate Per \$100. 3.15
 State Equalized Tax Rate 2.03

WEST DEPTFORD TWP. - GLOUCESTER CO.

Form of Government:

Township Committee

Number of Members on Governing Body - 5

PER CAPITA:
 Gross Debt 793.51
 Net Debt 663.48
 Debt Service 44.42
 Total Tax Levy 965.82
 Municipal Expenditures 367.57

PER CENT:
 Gross Debt 2.03
 Net Debt 1.69
 Tax Levy Collected 98.04
 Tax Levy Cancelled, Aboted or Adjusted .53

EXPENDITURES		REVENUES-REALIZED		1989 PROPERTY TAX	
GENERAL GOVERNMENT		REVENUES-REALIZED		STATE EQUALIZED TAX RATE	
Governing Body & Public Boards		1989 Property Taxes Collected	18,394,126.45	Local District School Taxes	1.00 8,634,454.60
Municipal Clerk		1989 Payments in Lieu of Taxes		Regional & Consolidated School Tax	
Financial Administration	46,439.98	Delinquent Tax & Lien Collections	469,132.30	School Taxes in Municipal Budget	
Assessment of Taxes	94,115.00	Business Personalty Replacement Taxes	407,630.36	County Taxes	.72 6,230,923.83
Collection of Taxes	73,133.50	Taxes from Public Utilities	1,107,682.00	County Library Taxes	
Planning, Hausing & Development	61,734.55	Other Miscellaneous Tax Revenues		Local Municipal Purpose Taxes	.36 3,140,285.00
Human Resources	77,925.36	State Aid Revenues	169,658.60	Veteran & Senior Citizen Taxes	
Elections		Federal Aid Revenues		Total Taxes for Rate Computation	2.08 18,177,963.43
General Administration (other)	980,032.35	State and Local Fiscal Assistance Act Utilized		Special District Taxes	
JUDICIARY		Sale of Acquired Property		Bank Corp. Taxes	
Municipal Courts	67,931.00	Other Miscellaneous Revenues	2,358,032.67	Added and Omitted Taxes	711,866.15
PUBLIC SAFETY		Total	22,914,262.39	Total Taxes Levied - ABSTRACT	18,717,529.58
Fire Protection	197,204.52	Prior Years Surplus Appropriated	277,873.26	Total Taxes Billed	18,762,773.57
Police Protection	1,401,734.45	REVENUES TOTAL	23,192,135.65	1989 TAXES COLLECTED	18,394,126.46
Civil Defense & Disaster Control	5,200.00	Reserve For Uncollected Taxes	269,996.10	1989 Taxes Cancelled, Abated or Adjusted	100,218.01
Environmental Inspection & Control	114,554.47	CAPITAL OUTLAY TOTAL	3,740,730.71	Transfer to Tax Title Liens or Foreclosed	7,500.28
Other Public Safety		Public Enterprises	2,769,121.57	Balance Outstanding Dec. 31, 1989	260,928.82
PUBLIC WORKS		Recreation-Culture	231,021.94	PRIOR YEARS TAXES OUTSTANDING	
Streets and Drainage	599,036.43	Public Works	732,737.10	Balance January 1, 1989	480,757.00
Sewers and Sewage Processing		Buildings and Grounds	7,800.00	Collected in 1989	456,296.20
Garbage and Trash Disposal	1,293,524.96	Library and Education		Cancelled, Abated or Adjusted 1989	10,043.88
Public Buildings and Grounds	101,576.00	Conservation		Transfers to Tax Title Liens or Foreclosed	93.31
Other Public Works		All Other		Balance December 31, 1989	14,323.61
HEALTH and WELFARE		CAPITAL DEBT AUTHORIZED, DECEMBER 31, 1989		TAX TITLE LIENS OUTSTANDING	
Health Services Except Environmental	20,062.58	ISSUED AND UNISSUED		Balance January 1, 1989	50,941.40
Welfare-Public Assistance	25,012.00	School	1,723,000.00	Transfer From Taxes	7,620.02
Hospital, Clinics, First Aid		Self-Liquidating	6,764,412	Redeemed in 1989	11,836.10
Animal, Insect, & Rodent Control	34,734.00	Other	6,890,833	Cancelled, Abated or Adjusted (1989)	
Other Welfare Services		Total	15,378,245	Transfers to Foreclosed Property	
RECREATION and CONSERVATION		ISSUED AND OUTSTANDING		Balance December 31, 1989	46,725.32
Beaches and Boardwalks		School	1,723,000.00	PROPERTY ACQUIRED BY DEED OR FORECLOSURE	
Parks, Playgrounds, Shade Trees	13,000.00	Self-Liquidating	5,002,000.00	Balance January 1, 1989	909,850.00
Land Reclamation & Conservation	2,750.00	Other	5,038,000.00	Transfers From Taxes or Liens	
Other Recreational Services	92,800.00	Total	11,813,000.00	Sale for Cash (1989)	
EDUCATION (excluding schools)		EQUALIZED VALUATION BASIS		Cancelled, Abated or Adjusted (1989)	
Libraries	275,000.00	FOR NET DEBT COMPUTATION	758,832.388	Balance December 31, 1989	909,850.00
Other Educational Services		REAL PROPERTY VALUATIONS		CURRENT FINANCES DECEMBER 31, 1989	
STATUTORY EXPENDITURES		Code Class # of Parcels % VAL'N ASSESSED VALUATION		ASSETS	
Pensions & F. L. C. A.	423,000.00	1 Vacant Land 785 6.56 37,418,100.00		Cash Dec. 31, 1989	6,586,779.77
Employee Fringe Benefits		2 Residential 4874 44.20 252,184,900.00		Taxes Receivable	275,252.43
Other Statutory Expenditures		3 Farm 118 .51 2,893,500.00		Tax Title Liens	46,725.32
CETA And Other Public Employment Programs		4a Commercial 229 25.37 144,738,600.00		Foreclosed Property	909,850.00
MUNICIPAL FUNCTIONS TOTAL	5,991,802.18	4b Industrial 5 18.42 105,123,000.00		Emergencies & Other Deferred Charges	1,109.81
CAPITAL IMPROVEMENTS *MEMO*	85,900.00	4c Apartments 9 4.94 28,207,600.00		State and Federal Aid Receivable	
DEBT SERVICE		Total	6020 570,565,700.00	Other Receivables	105,356.21
Principal Payments	462,072.36	Land Area 16.18 Sq. Miles		Total	7,925,073.54
Interest Payments	393,788.75	Net Valuation Taxable-Municipal	573,044,680	LIABILITIES, RESERVES, AND SURPLUS	
DEFERRED CHARGES	828.50	Net Valuation Taxable-County	794,979,599	Cash Liabilities	5,478,820.08
SCHOOL, COUNTY, SPECIAL DISTRICT TAXES	14,865,378.43	State Equalized Valuation	864,490,915	Reserves for Receivables	1,337,183.96
RESERVE FOR UNCOLLECTED TAXES	269,996.10	State Equalization Ratio	66.19	Surplus Dec. 31, 1989	1,109,069.50
EXPENDITURES TOTAL	21,983,866.32			Total	7,925,073.54

1353

Population 1980 7,380
 Population 1990 7,690
 S & P Rating
 Moody Rating A1

General Tax Rate Per \$100. 3.26
 State Equalized Tax Rate 1.70

WEST LONG BRANCH BORO. - MON. CO.

Form of Government:
 Borough Council

Number of Members on Governing Body - 6

PER CAPITA:

Gross Debt 236.60 PER CENT:
 Net Debt 222.06 Gross Debt .38
 Debt Service 50.46 Net Debt .36
 Total Tax Levy 1,193.41 Tax Levy Collected 96.72
 Municipal Expenditures 472.25 Tax Levy Cancelled, Abated or Adjusted .13

EXPENDITURES		REVENUES-REALIZED		1989 PROPERTY TAX	
GENERAL GOVERNMENT		1989 Property Taxes Collected		STATE EQUALIZED TAX RATE	
Governing Body & Public Boards			8,876,162.10	Local District School Taxes	.52
Municipal Clerk				Regional & Consolidated School Tax	.39
Financial Administration	15,717.00	1989 Payments in Lieu of Taxes		School Taxes in Municipal Budget	
Assessment of Taxes	23,849.00	Delinquent Tax & Lien Collections	197,676.15	County Taxes	.40
Collection of Taxes	55,126.00	Business Personalty Replacement Taxes	125,630.92	County Library Taxes	.01
Planning, Housing & Development	27,630.00	Taxes from Public Utilities	525,730.00	Local Municipal Purpose Taxes	.32
Human Resources	36,579.92	Other Miscellaneous Tax Revenues		Veteran & Senior Citizen Taxes	
Elections		State Aid Revenues	81,185.44	Total Taxes for Rate Computation	1.70
General Administration (other)	407,525.00	Federal Aid Revenues		Special District Taxes	
JUDICIARY		State and Local Fiscal Assistance Act Utilized		Bank Corp. Taxes	
Municipal Courts	43,900.00	Sole of Acquired Property		Added and Omitted Taxes	105,071.00
PUBLIC SAFETY		Other Miscellaneous Revenues	329,993.78	Total Taxes Levied - ABSTRACT	9,177,341.01
Fire Protection	114,200.60		Total	Total Taxes Billed	9,177,341.01
Police Protection	902,300.00	Prior Years Surplus Appropriated	600,000.00	1989 TAXES COLLECTED	8,876,162.10
Civil Defense & Disaster Control	6,500.00	REVENUES TOTAL	10,736,433.39	1989 Taxes Cancelled, Abated or Adjusted	12,103.75
Environmental Inspection & Control	23,453.00	Reserve For Uncollected Taxes	305,102.64	Transfer to Tax Title Liens or Foreclosed	3,515.41
Other Public Safety		CAPITAL OUTLAY TOTAL	192,314.93	Balance Outstanding Dec. 31, 1989	283,973.89
PUBLIC WORKS		Public Enterprises		PRIOR YEARS TAXES OUTSTANDING	
Streets and Drainage	81,299.99	Recreation-Culture	132.43	Balance January 1, 1989	205,338.20
Sewers and Sewage Processing		Public Works	31,819.71	Collected in 1989	197,676.15
Garbage and Trash Disposol	242,000.00	Buildings and Grounds	110,362.74	Cancelled, Abated or Adjusted 1989	7,247.71
Public Buildings and Grounds	64,761.00	Library and Education		Transfers to Tax Title Liens or Foreclosed	953.11
Other Public Works	249,000.00	Conservation		Balance December 31, 1989	11.23
HEALTH and WELFARE		All Other		TAX TITLE LIENS OUTSTANDING	
Health Services Except Environmental	34,295.00	CAPITAL DEBT AUTHORIZED, DECEMBER 31, 1989		Balance January 1, 1989	6,795.16
Welfare-Public Assistance	3,170.00	ISSUED AND UNISSUED		Transfer From Taxes	4,606.31
Hospital, Clinics, First Aid		School	51,178	Redeemed in 1989	
Animal, Insect, & Rodent Control	5,000.00	Self-Liquidating		Cancelled, Abated or Adjusted (1989)	
Other Welfare Services		Other	1,708,313	Transfers to Foreclosed Property	
RECREATION and CONSERVATION		Total	1,819,491	Balance December 31, 1989	11,401.47
Beaches and Boardwalks	930.00	ISSUED AND OUTSTANDING		PROPERTY ACQUIRED BY DEED OR FORECLOSURE	
Parks, Playgrounds, Shade Trees		School	5,179.56	Balance January 1, 1989	44,275.00
Land Reclamation & Conservation	70,240.00	Self-Liquidating		Transfers From Taxes or Liens	
Other Recreational Services	43,930.00	Other	1,565,875.00	Sale for Cash (1989)	
EDUCATION (excluding schools)		Total	1,571,053.56	Cancelled, Abated or Adjusted (1989)	
Libraries	111,366.75	EQUALIZED VALUATION BASIS		Balance December 31, 1989	44,275.00
Other Educational Services	100.00	FOR NET DEBT COMPUTATION	481,013,624	CURRENT FINANCES DECEMBER 31, 1989	
STATUTORY EXPENDITURES		REAL PROPERTY VALUATIONS		ASSETS	
Pensions & F. I. C. A.	209,355.00	Code Class # of Parcels % VAL'N	ASSESSED VALUATION	Cosh Dec. 31, 1989	795,927.29
Employee Fringe Benefits	145,000.00	1 Vacant Land 110 1.39	3,857,600.00	Taxes Receivable	293,985.12
Other Statutory Expenditures		2 Residential 2149 79.01	219,723,400.00	Tax Title Liens	11,401.47
CETA And Other Public Employment Programs	2,922,358.26	3 Form 10 .10	275,400.00	Foreclosed Property	44,275.00
MUNICIPAL FUNCTIONS TOTAL	2,922,358.26	4a Commercial 127 17.02	47,333,200.00	Emergencies & Other Deferred Charges	105,599.60
CAPITAL IMPROVEMENTS *MEMO*	25,000.00	4b Industrial 2 .03	231,700.00	State and Federal Aid Receivable	9,252.99
DEBT SERVICE		4c Apartments 71 2.39	6,657,700.00	Other Receivables	159,037.20
Principal Payments	261,000.00	Total 2469	278,079,000.00	Total	1,410,478.66
Interest Payments	127,041.14	Land Area 2.93 Sq. Miles		LIABILITIES, RESERVES, AND SURPLUS	
DEFERRED CHARGES	16,009.17	Net Valuation Taxable-Municipal	273,772,401	Cosh Liabilities	471,445.28
SCHOOL, COUNTY, SPECIAL DISTRICT TAXES	7,065,270.01	Net Valuation Taxable-County	508,980,032	Reserves for Receivables	49,698.79
RESERVE FOR UNCOLLECTED TAXES	305,102.64	State Equalized Valuation	534,634,234	Surplus Dec. 31, 1989	440,334.59
EXPENDITURES TOTAL	10,695,341.22	State Equalization Ratio	52.10	Total	1,410,478.66

WEST MILFORD TWP. - PASSAIC COUNTY

PER CAPITA:

PER CENT:

Population 1980 22,750
 Population 1990 25,430
 S & P Rating
 Moody Rating BAA1

General Tax Rate Per \$100. 2.34
 State Equalized Tax Rate 2.06

Form of Government:

Council-Manager Plan D (OMCL 50)

Number of Members on Governing Body - 5

Gross Debt 774.45
 Net Debt 453.92
 Debt Service 67.66
 Total Tax Levy 1,446.67
 Municipal Expenditures 512.09
 PER CENT:
 Gross Debt 1.36
 Net Debt .80
 Tax Levy Collected 95.63
 Tax Levy Cancelled, Abated or Adjusted .94

EXPENDITURES	REVENUES-REALIZED	1989 PROPERTY TAX
GENERAL GOVERNMENT		STATE EQUALIZED TAX RATE
Governing Body & Public Boards	164,850.00	Local District Schaal Taxes 1.08 17,868,687.64
Municipal Clerk	131,233.00	Regional & Consolidated Schaal Tax
Financial Administration	133,341.00	Schaal Taxes in Municipal Budget
Assessment of Taxes	196,650.00	County Taxes .42 7,013,400.05
Collection of Taxes	163,251.00	County Library Taxes
Planning, Housing & Development	260,731.79	Local Municipal Purpose Taxes .56 9,222,380.00
Human Resources	165,080.37	Veteran & Senior Citizen Taxes 174,350.00
Elections	37,000.00	Total Taxes for Rate Computation 2.06 34,278,817.69
General Administration (other)	1,317,807.71	Special District Taxes 2,345,805.00
JUDICIARY		Bank Corp. Taxes
Municipal Courts	137,204.00	Added and Omitted Taxes 338,426.92
PUBLIC SAFETY		Total Taxes Levied - ABSTRACT 36,738,699.61
Fire Protection	370,314.71	Total Taxes Billed 34,501,632.86
Police Protection	2,339,131.60	1989 TAXES COLLECTED 33,012,139.31
Civil Defense & Disaster Control	77,500.00	1989 Taxes Cancelled, Abated or Adjusted 323,652.79
Environmental Inspection & Control	230,512.00	Transfer to Tax Title Liens or Foreclosed 68,822.36
Other Public Safety		Balance Outstanding Dec. 31, 1989 1,097,018.40
PUBLIC WORKS		PRIOR YEARS TAXES OUTSTANDING
Streets and Drainage	1,829,651.91	Balance January 1, 1989 999,943.56
Sewers and Sewage Processing		Collected in 1989 848,021.39
Garbage and Trash Disposal		Cancelled, Abated or Adjusted 1989 92,344.23
Public Buildings and Grounds	226,337.00	Transfers to Tax Title Liens or Foreclosed 33,957.82
Other Public Works		Balance December 31, 1989 25,625.07
HEALTH and WELFARE		TAX TITLE LIENS OUTSTANDING
Health Services Except Environmental	243,568.97	Balance January 1, 1989 137,511.26
Welfare-Public Assistance	8,720.00	Transfer From Taxes 108,677.44
Hospital, Clinics, First Aid	400.00	Redeemed in 1989 25,465.13
Animal, Insect, & Rodent Control	43,670.00	Cancelled, Abated or Adjusted (1989)
Other Welfare Services		Transfers to Foreclosed Property
RECREATION and CONSERVATION		Balance December 31, 1989 220,822.57
Beaches and Boardwalks		PROPERTY ACQUIRED BY DEED OR FORECLOSURE
Parks, Playgrounds, Shade Trees	177,370.00	Balance January 1, 1989 749,610.00
Land Reclamation & Conservation	3,550.00	Transfers From Taxes or Liens
Other Recreational Services	230,500.00	Sale for Cash (1989) 36,110.00
EDUCATION (excluding schools)		Cancelled, Abated or Adjusted (1989) 6,000.00
Libraries	225,747.00	Balance December 31, 1989 707,500.00
Other Educational Services	5,150.00	CURRENT FINANCES DECEMBER 31, 1989
STATUTORY EXPENDITURES		ASSETS
Pensions & F. I. C. A.	769,404.05	Cash Dec. 31, 1989 3,764,262.86
Employee Fringe Benefits	565,222.00	Taxes Receivable 1,122,643.47
Other Statutory Expenditures		Tax Title Liens 220,822.57
CETA And Other Public Employment Programs		Foreclosed Property 707,500.00
MUNICIPAL FUNCTIONS TOTAL	10,113,958.11	Emergencies & Other Deferred Charges 225,000.00
CAPITAL IMPROVEMENTS *MEMO*	93,500.00	State and Federal Aid Receivable
DEBT SERVICE		Other Receivables 289,492.07
Principal Payments	1,042,003.70	Total 6,329,720.97
Interest Payments	678,663.06	LIABILITIES, RESERVES, AND SURPLUS
DEFERRED CHARGES	105,636.40	Cash Liabilities 1,492,801.12
SCHOOL, COUNTY, SPECIAL DISTRICT TAXES	27,227,892.69	Reserves for Receivables 2,340,458.11
RESERVE FOR UNCOLLECTED TAXES	1,082,058.25	Surplus Dec. 31, 1989 2,496,461.74
EXPENDITURES TOTAL	40,250,222.21	Total 6,329,720.97
	REVENUES-REALIZED	
	1989 Property Taxes Collected 33,012,139.31	
	1989 Payments in Lieu of Taxes 13,914.90	
	Delinquent Tax & Lien Collections 943,487.52	
	Business Personalty Replacement Taxes 126,110.83	
	Taxes from Public Utilities 1,521,218.00	
	Other Miscellaneous Tax Revenues	
	State Aid Revenues 610,382.72	
	Federal Aid Revenues	
	State and Local Fiscal Assistance Act Utilized	
	Sale of Acquired Property 36,110.00	
	Other Miscellaneous Revenues 1,605,102.93	
	Total 37,768,466.26	
	Prior Years Surplus Appropriated 1,795,000.00	
	REVENUES TOTAL 39,563,466.26	
	Reserve For Uncollected Taxes 1,082,058.25	
	CAPITAL OUTLAY TOTAL 2,740,874.92	
	Public Enterprises	
	Recreation-Culture	
	Public Works 2,725,514.92	
	Buildings and Grounds 15,360.00	
	Library and Education	
	Conservation	
	All Other	
	CAPITAL DEBT AUTHORIZED, DECEMBER 31, 1989	
	ISSUED AND UNISSUED GROSS DEBT NET DEBT	
	Schaal 3,576,000.00	
	Self-Liquidating	
	Other 16,118,136	11,543,156
	Total 19,694,136	11,543,156
	ISSUED AND OUTSTANDING	
	School 3,576,000.00	
	Self-Liquidating	
	Other 13,993,000.00	
	Total 17,569,000.00	
	EQUALIZED VALUATION BASIS FOR NET DEBT COMPUTATION	1,447,443.75
	REAL PROPERTY VALUATIONS	
	Code Class # of Parcels % VAL'N ASSESSED VALUATION	
	1 Vacant Land 2436 9.03 131,609,200.00	
	2 Residential 8613 83.91 1,216,333,300.00	
	3 Farm 156 .66 9,634,900.00	
	4a Commercial 252 5.45 79,028,800.00	
	4b Industrial 29 .81 11,690,900.00	
	4c Apartments 3 .09 1,264,500.00	
	Total 11489 1,449,561,600.00	
	Land Area 78.30 Sq. Miles	
	Net Valuation Taxable-Municipal 1,460,069,066	
	Net Valuation Taxable-County 1,539,679,110	
	State Equalized Valuation 1,656,240,436	
	State Equalization Ratio 88.08	

0912
 Population 1980 39,194
 Population 1990 38,125
 S & P Rating BBB+
 Moody Rating BAA

General Tax Rate Per \$100. 18.64
 State Equalized Tax Rate 2.89

WEST NEW YORK TOWN - HUDSON CO.

Form of Government:

Commission (1911)

Number of Members on Governing Body - 5

PER CAPITA: Gross Debt 444.63 PER CENT: Gross Debt 1.67
 Net Debt 163.77 Net Debt .61
 Debt Service 44.86 Tax Levy Collected 92.28
 Total Tax Levy 933.11 Tax Levy Cancelled, Abated
 Municipal Expenditures 714.31 or Adjusted .29

EXPENDITURES		REVENUES-REALIZED		1989 PROPERTY TAX	
GENERAL GOVERNMENT		REVENUES		STATE EQUALIZED TAX RATE	
Governing Body & Public Boards		1989 Property Taxes Collected	32,612,007.97	Local District School Taxes	90 11,076,003.00
Municipal Clerk	74,000.00	1989 Payments in Lieu of Taxes		Regional & Consolidated School Tax	
Financial Administration	277,000.00	Delinquent Tax & Lien Collections	1,561,980.24	School Taxes in Municipal Budget	.01 159,816.10
Assessment of Taxes	110,990.00	Business Personalty Replacement Taxes	963,046.20	County Taxes	.54 * 6,662,498.91
Collection of Taxes	84,600.00	Taxes from Public Utilities	1,134,802.00	County Library Taxes	
Planning, Housing & Development	69,856.00	Other Miscellaneous Tax Revenues		Local Municipal Purpose Taxes	1.44 17,612,436.63
Human Resources	1,172,924.90	State Aid Revenues	5,933,839.42	Veteran & Senior Citizen Taxes	
Elections	12,000.00	Federal Aid Revenues		Total Taxes for Rate Computation	2.89 35,615,554.64
General Administration (other)	2,647,015.00	State and Local Fiscal Assistance Act Utilized		Special District Taxes	
JUDICIARY		Sale of Acquired Property		Bank Corp. Taxes	
Municipal Courts	95,500.00	Other Miscellaneous Revenues	1,710,164.40	Added and Omitted Taxes	64,013.66
PUBLIC SAFETY		Total	43,935,840.23	Total Taxes Levied - ABSTRACT	35,574,768.30
Fire Protection	4,323,761.29	Prior Years Surplus Appropriated	500,000.00	Total Taxes Billed	35,338,407.91
Police Protection	4,286,399.43	REVENUES TOTAL	44,435,840.23	1989 TAXES COLLECTED	32,612,007.97
Civil Defense & Disaster Control	18,559.00	Reserve For Uncollected Taxes	2,349,000.00	1989 Taxes Cancelled, Abated or Adjusted	100,844.86
Environmental Inspection & Control	254,354.00	CAPITAL OUTLAY TOTAL	606,627.28	Transfer to Tax Title Liens or Foreclosed	388,990.28
Other Public Safety		Public Enterprises		Balance Outstanding Dec. 31, 1989	2,236,564.80
PUBLIC WORKS		Recreation-Culture	58,293.00	PRIOR YEARS TAXES OUTSTANDING	
Streets and Drainage	1,487,316.00	Public Works	538,334.28	Balance January 1, 1989	1,812,739.45
Sewers and Sewage Processing		Buildings and Grounds		Collected in 1989	1,561,980.24
Garbage and Trash Disposal	1,536,000.00	Library and Education		Cancelled, Abated or Adjusted 1989	63,281.81
Public Buildings and Grounds	419,808.00	Conservation		Transfers to Tax Title Liens or Foreclosed	187,477.40
Other Public Works	85,775.00	All Other		Balance December 31, 1989	
HEALTH and WELFARE		CAPITAL DEBT AUTHORIZED, DECEMBER 31, 1989		TAX TITLE LIENS OUTSTANDING	
Health Services Except Environmental	471,134.00	ISSUED AND UNISSUED		Balance January 1, 1989	
Welfare-Public Assistance	56,915.00	Schaal	10,556,000	Transfer From Taxes	615,357.67
Hospital, Clinics, First Aid		Self-Liquidating		Redeemed in 1989	
Animal, Insect, & Rodent Control		Other	6,295,411	Cancelled, Abated or Adjusted (1989)	
Other Welfare Services		Total	16,951,411	Transfers to Foreclosed Property	
RECREATION and CONSERVATION		ISSUED AND OUTSTANDING		Balance December 31, 1989	615,357.67
Beaches and Boardwalks		Schaal	2,681,000.00	PROPERTY ACQUIRED BY DEED OR FORECLOSURE	
Parks, Playgrounds, Shade Trees	577,307.00	Self-Liquidating		Balance January 1, 1989	5,850.00
Land Reclamation & Conservation	2,169.30	Other	4,930,372.46	Transfers From Taxes or Liens	
Other Recreational Services	44,501.27	Total	7,611,372.46	Sale for Cash (1989)	
EDUCATION (excluding schools)		EQUALIZED VALUATION BASIS		Cancelled, Abated or Adjusted (1989)	
Libraries	349,239.00	FOR NET DEBT COMPUTATION	1,010,440,124	Balance December 31, 1989	5,850.00
Other Educational Services		REAL PROPERTY VALUATIONS		CURRENT FINANCES DECEMBER 31, 1989	
STATUTORY EXPENDITURES		Code Class # of Parcels % VAL'N ASSESSED VALUATION		ASSETS	
Pensions & F. I. C. A.	2,192,123.10	1 Vacant Land 30 2.50 4,303,500.00		Cash Dec. 31, 1989	10,078,731.64
Employee Fringe Benefits	2,423,000.00	2 Residential 3307 33.95 73,909,154.00		Taxes Receivable	2,236,564.80
Other Statutory Expenditures		3 Farm 42,101,551.00		Tax Title Liens	615,357.67
CETA And Other Public Employment Programs		4a Commercial 741 22.13 42,101,551.00		Foreclosed Property	5,850.00
MUNICIPAL FUNCTIONS TOTAL	23,093,365.35	4b Industrial 241 9.33 17,749,200.00		Emergencies & Other Deferred Charges	300,000.00
CAPITAL IMPROVEMENTS *MEMO*	85,000.00	4c Apartments 432 27.13 51,609,130.00		State and Federal Aid Receivable	805,286.33
DEBT SERVICE		Total 4301 190,232,535.00		Other Receivables	567,589.89
Principal Payments	1,023,213.22	Land Area .90 Sq. Miles		Total	14,609,380.33
Interest Payments	887,038.90	Net Valuation Taxable-Municipal	190,495,001	LIABILITIES, RESERVES, AND SURPLUS	
TYPE I SCHL DEBT *MEMO	667,347.50	Net Valuation Taxable-County	1,077,541,102	Cash Liabilities	7,434,290.38
DEFERRED CHARGES		State Equalized Valuation	1,225,198,300	Reserves for Receivables	3,425,362.36
SCHOOL, COUNTY, SPECIAL DISTRICT TAXES	17,898,318.01	State Equalization Ratio	15.53	Surplus Dec. 31, 1989	3,749,727.59
RESERVE FOR UNCOLLECTED TAXES	2,349,000.00			Total	14,609,380.33
EXPENDITURES TOTAL	45,131,543.33				

Population 1980 39,510
 Population 1990 39,103
 S & P Rating
 Moody Rating AA

General Tax Rate Per \$100. 4.33
 State Equalized Tax Rate 2.17

WEST ORANGE TOWNSHIP - ESSEX CO.

Form of Government:

Mayor-Council Plan B (OMCL 50)

Number of Members on Governing Body - 5

PER CAPITA: Gross Debt 586.51 PER CENT: .91
 Net Debt 577.10 Net Debt .90
 Debt Service 62.12 Tax Levy Collected 97.21
 Total Tax Levy 1,603.57 Tax Levy Cancelled, Abated
 Municipal Expenditures 776.88 or Adjusted .41

EXPENDITURES		REVENUES-REALIZED		1989 PROPERTY TAX	
GENERAL GOVERNMENT		REVENUES		STATE EQUALIZED TAX RATE	
Governing Body & Public Boards	152,676.00	1989 Property Taxes Collected	61,079,055.40	Local District School Taxes	26,925,775.00
Municipal Clerk	119,674.00	1989 Payments in Lieu of Taxes		Regional & Consolidated School Tax	
Financial Administration	264,139.00	Delinquent Tax & Lien Collections	759,356.49	School Taxes in Municipal Budget	
Assessment of Taxes	161,904.00	Business Penalty Replacement Taxes	636,421.12	County Taxes	17,161,556.98
Collection of Taxes	115,394.00	Taxes from Public Utilities	3,304,689.00	County Library Taxes	
Planning, Housing & Development	270,095.00	Other Miscellaneous Tax Revenues		Local Municipal Purpose Taxes	17,997,073.00
Human Resources	305,347.89	State Aid Revenues	1,146,197.76	Veteran & Senior Citizen Taxes	254,000.00
Elections	17,000.00	Federal Aid Revenues		Total Taxes for Rate Computation	62,338,404.98
General Administration (other)	1,312,385.83	State and Local Fiscal Assistance Act Utilized		Special District Taxes	
JUDICIARY		Sale of Acquired Property		Bank Corp. Taxes	
Municipal Courts	162,279.00	Other Miscellaneous Revenues	4,673,911.83	Added and Omitted Taxes	620,153.94
PUBLIC SAFETY		TOTAL	71,649,631.50	Total Taxes Levied - ABSTRACT	62,704,558.92
Fire Protection	3,734,293.00	Prior Years Surplus Appropriated	2,725,000.00	Total Taxes Billed	62,834,446.95
Police Protection	4,445,712.00	REVENUES TOTAL	74,374,631.60	1989 TAXES COLLECTED	61,079,055.40
Civil Defense & Disaster Control	35,000.00	Reserve for Uncollected Taxes	1,797,028.00	1989 Taxes Cancelled, Abated or Adjusted	255,301.80
Environmental Inspection & Control	230,860.00	CAPITAL OUTLAY TOTAL	1,012,639.12	Transfer to Tax Title Liens or Foreclosed	18,857.15
Other Public Safety		Public Enterprises		Balance Outstanding Dec. 31, 1989	1,481,232.60
PUBLIC WORKS		Recreation-Culture	12,480.00	PRIOR YEARS TAXES OUTSTANDING	
Streets and Drainage	1,154,450.00	Public Works	448,712.01	Balance January 1, 1989	888,943.83
Sewers and Sewage Processing	2,137,630.00	Buildings and Grounds	551,446.11	Collected in 1989	747,197.16
Garbage and Trash Disposal	2,967,000.00	Library and Education		Cancelled, Abated or Adjusted 1989	769.52
Public Buildings and Grounds	134,200.00	Conservation		Transfers to Tax Title Liens or Foreclosed	24,261.58
Other Public Works	1,797,627.00	All Other		Balance December 31, 1989	116,715.57
HEALTH and WELFARE		CAPITAL DEBT AUTHORIZED, DECEMBER 31, 1989		TAX TITLE LIENS OUTSTANDING	
Health Services Except Environmental	639,773.00	ISSUED AND UNISSUED		Balance January 1, 1989	3,551.88
Welfare-Public Assistance	43,222.00	School	368,000	Transfer from Taxes	48,246.14
Hospital, Clinics, First Aid	5,500.00	Self-Liquidating		Redeemed in 1989	12,159.33
Animal, Insect, & Rodent Control	65,908.00	Other	22,566,423	Cancelled, Abated or Adjusted (1989)	
Other Welfare Services	65,819.99	Total	22,934,423	Transfers to Foreclosed Property	
RECREATION and CONSERVATION		ISSUED AND OUTSTANDING		Balance December 31, 1989	39,638.69
Beaches and Boardwalks		School	368,000.00	PROPERTY ACQUIRED BY DEED OR FORECLOSURE	
Parks, Playgrounds, Shade Trees	534,474.00	Self-Liquidating		Balance January 1, 1989	1,288,182.00
Land Reclamation & Conservation	1,200.00	Other	14,381,000.00	Transfers from Taxes or Liens	
Other Recreational Services	93,418.00	Total	15,249,000.00	Sale for Cash (1989)	
EDUCATION (excluding schools)		EQUALIZED VALUATION BASIS FOR NET DEBT COMPUTATION	2,512,886,243	Cancelled, Abated or Adjusted (1989)	970,000.00
Libraries	905,000.00	REAL PROPERTY VALUATIONS		Balance December 31, 1989	318,182.00
Other Educational Services	38,025.00	Code Class # of Parcels % VAL'N ASSESSED VALUATION		CURRENT FINANCES DECEMBER 31, 1989	
STATUTORY EXPENDITURES		1 Vacant Land 852 3.01 42,941,100.00		ASSETS	
Pensions & F. L. C. A.	2,292,760.00	2 Residential 11103 75.24 1,074,928,500.00		Cash Dec. 31, 1989	10,233,173.13
Employee Fringe Benefits	1,417,461.00	3 Farm 2 .01 169,700.00		Taxes Receivable	1,597,948.17
Other Statutory Expenditures	1.00	4a Commercial 417 16.21 231,644,900.00		Tax Title Liens	39,638.69
CETA And Other Public Employment Programs		4b Industrial 54 1.60 22,846,100.00		Foreclosed Property	318,182.00
MUNICIPAL FUNCTIONS TOTAL	26,139,368.84	4c Apartments 45 3.93 56,166,600.00		Emergencies & Other Deferred Charges	41,700.00
CAPITAL IMPROVEMENTS *MEMO*	45,638.00	Total 12473 1,428,696,900.00		State and Federal Aid Receivable	14,141.82
DEBT SERVICE		Land Area 12.10 Sq. Miles		Other Receivables	493,527.44
Principal Payments	1,235,000.00	Net Valuation Taxable-Municipal	1,436,819,700	TOTAL	12,738,311.25
Interest Payments	1,193,938.66	Net Valuation Taxable-County	2,667,749,695	LIABILITIES, RESERVES, AND SURPLUS	
DEFERRED CHARGES	13,900.00	State Equalized Valuation	2,858,675,274	Cash Liabilities	6,288,912.80
SCHOOL, COUNTY, SPECIAL DISTRICT TAXES	44,087,331.98	State Equalization Ratio	50.12	Reserves for Receivables	2,449,296.30
RESERVE FOR UNCOLLECTED TAXES	1,797,028.00			Surplus Dec. 31, 1989	4,000,102.15
EXPENDITURES TOTAL	74,465,567.48			TOTAL	12,738,311.25

Population 1980 11,293
 Population 1990 10,982
 S & P Rating
 Moody Rating A

General Tax Rate Per \$100. 3.29
 State Equalized Tax Rate 1.46

WEST PATERSON BOROUGH - PASSAIC CO.
 Form of Government:
 Small Municipality Plan C (OMCL 50)
 Number of Members on Governing Body - 7

PER CAPITA:
 Gross Debt 1,109.99
 Net Debt 958.85
 Debt Service 85.37
 Total Tax Levy 1,229.87
 Municipal Expenditures 473.65

PER CENT:
 Gross Debt 1.64
 Net Debt 1.42
 Tax Levy Collected 97.96
 Tax Levy Cancelled, Abated or Adjusted .18

EXPENDITURES		REVENUES-REALIZED		1989 PROPERTY TAX	
GENERAL GOVERNMENT		REVENUES-REALIZED		STATE EQUALIZED TAX RATE	
Governing Body & Public Boards	24,070.00	1989 Property Taxes Collected	13,238,343.67	Local District School Taxes	.51 4,647,761.56
Municipal Clerk		1989 Payments in Lieu of Taxes		Regional & Consolidated School Tax	.22 2,025,434.78
Financial Administration	35,600.00	Delinquent Tax & Lien Collections	110,836.40	School Taxes in Municipal Budget	
Assessment of Taxes	24,958.89	Business Personalty Replacement Taxes	217,273.58	County Taxes	.39 3,562,588.31
Collection of Taxes	49,175.00	Taxes from Public Utilities	467,903.00	County Library Taxes	
Planning, Housing & Development	01,992.00	Other Miscellaneous Tax Revenues		Local Municipal Purpose Taxes	.33 3,000,885.13
Human Resources	27,436.55	State Aid Revenues	144,221.23	Veteran & Senior Citizen Taxes	132,050.00
Elections	3,578.00	Federal Aid Revenues		Total Taxes for Rate Computation	1.45 13,368,719.83
General Administration (other)	415,522.26	State and Local Fiscal Assistance Act Utilized		Special District Taxes	
JUDICIARY		Sale of Acquired Property		Bank Corp. Taxes	
Municipal Courts	63,127.51	Other Miscellaneous Revenues	662,355.43	Added and Omitted Taxes	265,806.99
PUBLIC SAFETY		Total	14,840,993.41	Total Taxes Levied - ABSTRACT	13,506,478.32
Fire Protection	113,019.16	Prior Years Surplus Appropriated	842,000.00	Total Taxes Billed	13,514,530.93
Police Protection	977,303.07	REVENUES TOTAL	15,682,993.41	1989 TAXES COLLECTED	13,238,343.67
Civil Defense & Disaster Control	500.00	Reserve For Uncollected Taxes	268,000.00	1989 Taxes Cancelled, Abated or Adjusted	24,601.19
Environmental Inspection & Control	95,844.83	CAPITAL OUTLAY TOTAL	301,568.30	Transfer to Tax Title Liens or Foreclosed	27,195.14
Other Public Safety				Balance Outstanding Dec. 31, 1989	224,390.93
PUBLIC WORKS		Public Enterprises		PRIOR YEARS TAXES OUTSTANDING	
Streets and Drainage	263,327.34	Recreation-Culture		Balance January 1, 1989	125,593.65
Sewers and Sewage Processing	337,671.96	Public Works	692,998.36	Collected in 1989	110,836.40
Garbage and Trash Disposal	693,000.00	Buildings and Grounds	102,659.44	Cancelled, Abated or Adjusted 1989	
Public Buildings and Grounds	43,530.00	Library and Education		Transfers to Tax Title Liens or Foreclosed	22,917.10
Other Public Works	84,430.00	Conservation		Balance December 31, 1989	51,840.15
HEALTH and WELFARE		All Other		TAX TITLE LIENS OUTSTANDING	
Health Services Except Environmental	20,136.00	CAPITAL DEBT AUTHORIZED, DECEMBER 31, 1989		Balance January 1, 1989	5,472.53
Welfare-Public Assistance	500.00	ISSUED AND UNISSUED		Transfer From Taxes	54,925.44
Hospital, Clinics, First Aid		School	1,659,245	Redeemed in 1989	
Animal, Insect, & Radent Control		Self-Liquidating		Cancelled, Abated or Adjusted (1989)	
Other Welfare Services		Other	10,530,103	Transfers to Foreclosed Property	
RECREATION and CONSERVATION		Total	12,189,950	Balance December 31, 1989	58,397.97
Beaches and Boardwalks		ISSUED AND OUTSTANDING		PROPERTY ACQUIRED BY DEED OR FORECLOSURE	
Parks, Playgrounds, Shade Trees	35,500.00	School	1,609,744.59	Balance January 1, 1989	288,000.00
Land Reclamation & Conservation	7,612.20	Self-Liquidating		Transfers From Taxes or Liens	
Other Recreational Services	13,000.00	Other	9,502,079.00	Sale for Cash (1989)	
EDUCATION (excluding schools)		Total	10,111,823.59	Cancelled, Abated or Adjusted (1989)	
Libraries	213,358.35	EQUALIZED VALUATION BASIS		Balance December 31, 1989	288,000.00
Other Educational Services		FOR NET DEBT COMPUTATION	742,778,193	CURRENT FINANCES DECEMBER 31, 1989	
STATUTORY EXPENDITURES		REAL PROPERTY VALUATIONS		ASSETS	
Pensions & F. L. C. A.	232,475.56	Code Class # of Parcels % VAL'N		Cash Dec. 31, 1989	1,055,013.22
Employee Fringe Benefits	122,911.38	1 Vacant Land 223 4.77		Taxes Receivable	276,231.03
Other Statutory Expenditures	2.00	2 Residential 2653 51.75		Tax Title Liens	58,397.97
CETA And Other Public Employment Programs		3 Farm		Foreclosed Property	288,000.00
MUNICIPAL FUNCTIONS TOTAL	3,973,222.06	4a Commercial 176 20.35		Emergencies & Other Deferred Charges	52,252.49
CAPITAL IMPROVEMENTS * MEMO*	50,000.00	4b Industrial 29 7.77		State and Federal Aid Receivable	
DEBT SERVICE		4c Apartments 6 5.36		Other Receivables	10,713.17
Principal Payments	500,000.00	Total 3087		Total	1,740,007.93
Interest Payments	437,524.50	Land Area 2.95 Sq. Miles		LIABILITIES, RESERVES, AND SURPLUS	
DEFERRED CHARGES	30,760.25	Net Valuation Taxable-Municipal	402,610,935	Cash Liabilities	386,084.83
SCHOOL, COUNTY, SPECIAL DISTRICT TAXES	10,235,734.65	Net Valuation Taxable-County	785,418,769	Reserves for Receivables	633,342.22
RESERVE FOR UNCOLLECTED TAXES	269,000.00	State Equalized Valuation	903,989,857	Surplus Dec. 31, 1989	721,180.88
EXPENDITURES TOTAL	15,492,321.46	State Equalization Ratio	44.49	Total	1,740,007.93

0513

Population 1980 360
 Population 1990 453
 S & P Rating
 Moody Rating 3AA

General Tax Rate Per \$100. 1.66
 State Equalized Tax Rate 1.70

WEST WILDWOOD BORO. - CAPE MAY CO.

Form of Government:

Commission (1911)

Number of Members on Governing Body - 3

PER CAPITA:

Gross Debt 868.21
 Net Debt 720.33
 Debt Service 107.58
 Total Tax Levy 1,774.27
 Municipal Expenditures 1,644.69

PER CENT:

Gross Debt .95
 Net Debt .79
 Tax Levy Collected 39.73
 Tax Levy Cancelled, Aboted or Adjusted .37

EXPENDITURES		REVENUES-REALIZED		1989 PROPERTY TAX		
GENERAL GOVERNMENT		REVENUES-REALIZED		STATE EQUALIZED TAX RATE .45		
Governing Body & Public Boards		1989 Property Taxes Collected	721,223.15	Local District Schaal Taxes	212,398.00	
Municipal Clerk		1989 Payments in Lieu of Taxes		Regional & Consolidated School Tax		
Financial Administration		Delinquent Tax & Lien Collections	49,986.98	School Taxes in Municipal Budget		
Assessment of Taxes	10,200.00	Business Personalty Replacement Taxes	2,567.20	County Taxes	.38 179,643.21	
Collection of Taxes	2,300.00	Taxes from Public Utilities	44,145.00	County Library Taxes	.02 8,820.50	
Planning, Housing & Development	2,600.00	Other Miscellaneous Tax Revenues		Lacal Municipal Purpose Taxes	.84 393,000.00	
Human Resources	17,717.00	State Aid Revenues	3,525.33	Veteran & Senior Citizen Taxes	11,550.00	
Elections	1,900.00	Federal Aid Revenues		Total Taxes for Rate Computation	1.69 805,411.71	
General Administration (other)	160,420.00	State and Local Fiscal Assistance Act Utilized		Special District Taxes		
JUDICIARY		Sole of Acquired Property		Bank Corp. Taxes		
Municipal Courts	9,050.00	Other Miscellaneous Revenues	295,237.76	Added and Omitted Taxes	9,881.86	
PUBLIC SAFETY		Total	1,116,685.43	Total Taxes Levied - ABSTRACT	803,743.57	
Fire Protection	7,300.00	Prior Years Surplus Appropriated	60,000.00	Total Taxes Billed	803,729.35	
Police Protection	67,333.00	REVENUES TOTAL	1,176,685.43	1989 TAXES COLLECTED	721,223.16	
Civil Defense & Disaster Control	500.00	Reserve For Uncollected Taxes	63,300.00	1989 Taxes Cancelled, Abated or Adjusted	3,007.13	
Environmental Inspection & Control	16,300.00	CAPITAL OUTLAY TOTAL	179,238.50	Transfer to Tax Title Liens or Foreclosed	10,360.32	
Other Public Safety		Public Enterprises	168,399.14	Balance Outstanding Dec. 31, 1989	69,138.74	
PUBLIC WORKS		Recreation-Culture		PRIOR YEARS TAXES OUTSTANDING		
Streets and Drainage	64,903.00	Public Works		Balance January 1, 1989	59,669.57	
Sewers and Sewage Processing	174,127.00	Buildings and Grounds	10,839.42	Collected in 1989	49,986.98	
Garbage and Trash Disposal	41,000.00	Library and Education		Cancelled, Abated or Adjusted 1989		
Public Buildings and Grounds	4,500.00	Conservation		Transfers to Tax Title Liens or Foreclosed		
Other Public Works	11,700.00	All Other		Balance December 31, 1989	9,682.59	
HEALTH and WELFARE		CAPITAL DEBT AUTHORIZED, DECEMBER 31, 1989		TAX TITLE LIENS OUTSTANDING		
Health Services Except Environmental	50.00	ISSUED AND UNISSUED		Balance January 1, 1989	5,828.91	
Welfare-Public Assistance	2,350.00	School		Transfer From Taxes	10,360.32	
Hospital, Clinics, First Aid		Self-Liquidating	193,000	Redeemed in 1989		
Animal, Insect, & Rodent Control	600.00	Other	200,300	Cancelled, Abated or Adjusted (1989)		
Other Welfare Services		Total	393,300	Transfers to Foreclosed Property		
RECREATION and CONSERVATION		ISSUED AND OUTSTANDING		Balance December 31, 1989	16,189.23	
Beaches and Boardwalks		School		PROPERTY ACQUIRED BY DEED OR FORECLOSURE		
Parks, Playgrounds, Shade Trees		Self-Liquidating	118,000.00	Balance January 1, 1989		
Land Reclamation & Conservation		Other	167,000.00	Transfers From Taxes or Liens		
Other Recreational Services		Total	285,000.00	Sale for Cash (1989)		
EDUCATION (excluding schools)		EQUALIZED VALUATION BASIS		Cancelled, Abated or Adjusted (1989)		
Libraries		FOR NET DEBT COMPUTATION	41,421,020	Balance December 31, 1989		
Other Educational Services		REAL PROPERTY VALUATIONS		CURRENT FINANCES DECEMBER 31, 1989		
STATUTORY EXPENDITURES		Code	Class	# of Parcels	% VAL'N	ASSESSED VALUATION
Pensions & F. L. C. A.	27,350.00	1	Vacant Land	235	8.43	4,038,200.00
Employee Fringe Benefits		2	Residential	592	84.48	4,046,020.00
Other Statutory Expenditures	2,363.50	3	Farm			
CETA And Other Public Employment Programs		4a	Commercial	14	3.83	1,833,100.00
MUNICIPAL FUNCTIONS TOTAL		4b	Industrial			
CAPITAL IMPROVEMENTS *MEMO*		4c	Apartments	6	3.26	1,563,500.00
DEBT SERVICE		Total		847		47,895,000.00
Principal Payments	35,000.00	Land Area	.40 Sq. Miles			
Interest Payments	13,731.50	Net Valuation Taxable-Municipal				47,966,483
DEFERRED CHARGES		Net Valuation Taxable-County				41,944,461
SCHOOL, COUNTY, SPECIAL DISTRICT TAXES	400,861.71	State Equalized Valuation				46,949,236
RESERVE FOR UNCOLLECTED TAXES	63,300.00	State Equalization Ratio				102.17
EXPENDITURES TOTAL	1,145,906.71					
				ASSETS		
				Cash Dec. 31, 1989	341,913.10	
				Taxes Receivable	78,821.33	
				Tax Title Liens	16,189.23	
				Foreclosed Property		
				Emergencies & Other Deferred Charges	24,000.00	
				State and Federal Aid Receivable		
				Other Receivables	45,629.96	
				Total	506,553.62	
				LIABILITIES, RESERVES, AND SURPLUS		
				Cash Liabilities	194,747.54	
				Reserves for Receivables	140,389.55	
				Surplus Dec. 31, 1989	171,416.53	
				Total	506,553.62	

1113

Population 1980 8,542
 Population 1990 16,021
 S & P Rating
 Moody Rating AA

General Tax Rate Per \$100. 3.67
 State Equalized Tax Rate 1.62

WEST WINDSOR TOWNSHIP - MERCER CO.

Form of Government:

Township Committee

Number of Members on Governing Body - 5

PER CAPITA:

Gross Debt 1,831.81
 Net Debt 1,089.68
 Debt Service 84.74
 Total Tax Levy 1,879.88
 Municipal Expenditures 715.49

PER CENT:

Gross Debt 2.29
 Net Debt 1.37
 Tax Levy Collected 96.99
 Tax Levy Cancelled, Abated or Adjusted .01

EXPENDITURES		REVENUES-REALIZED		1989 PROPERTY TAX	
GENERAL GOVERNMENT		REVENUES-REALIZED		STATE EQUALIZED TAX RATE →	
Governing Body & Public Boards		1989 Property Taxes Collected	29,209,618.08	Local District School Taxes	
Municipal Clerk	198,877.00	1989 Payments in Lieu of Taxes		Regional & Consolidated School Tax	.85 14,511,923.16
Financial Administration	185,213.00	Delinquent Tax & Lien Collections	669,826.74	School Taxes in Municipal Budget	
Assessment of Taxes	156,034.00	Business Personalty Replacement Taxes	258,156.36	County Taxes	.49 8,255,134.05
Collection of Taxes	77,512.00	Taxes from Public Utilities	1,515,101.00	County Library Taxes	.04 698,241.87
Planning, Housing & Development	782,630.00	Other Miscellaneous Tax Revenues		Local Municipal Purpose Taxes	.23 3,980,650.00
Human Resources	134,431.29	State Aid Revenues	98,128.68	Veteran & Senior Citizen Taxes	46,350.00
Elections	7,000.00	Federal Aid Revenues		Total Taxes for Rate Computation	1.61 27,492,299.08
General Administration (other)	916,914.00	State and Local Fiscal Assistance Act Utilized		Special District Taxes	
JUDICIARY		Sale of Acquired Property		Bank Corp. Taxes	
Municipal Courts	114,026.00	Other Miscellaneous Revenues	3,931,247.00	Added and Omitted Taxes	2,671,653.77
PUBLIC SAFETY		Total	35,682,077.86	Total Taxes Levied - ABSTRACT	30,117,602.85
Fire Protection	445,504.76	Prior Years Surplus Appropriated	3,644,000.00	Total Taxes Billed	30,117,602.85
Police Protection	1,650,563.27	REVENUES TOTAL	39,326,077.86	1989 TAXES COLLECTED	29,209,618.08
Civil Defense & Disaster Control		Reserve For Uncollected Taxes	798,000.00	1989 Taxes Cancelled, Abated or Adjusted	1,526.72
Environmental Inspection & Control	363,072.00	CAPITAL OUTLAY TOTAL	7,107,943.77	Transfer to Tax Title Liens or Foreclosed	
Other Public Safety		Public Enterprises		Balance Outstanding Dec. 31, 1989	906,458.05
PUBLIC WORKS		Recreation-Culture	4,875,388.02	PRIOR YEARS TAXES OUTSTANDING	
Streets and Drainage	513,269.99	Public Works	1,572,699.74	Balance January 1, 1989	698,542.49
Sewers and Sewage Processing	708,693.75	Buildings and Grounds	658,856.01	Collected in 1989	669,826.74
Garbage and Trash Disposal	1,117,420.00	Library and Education		Cancelled, Abated or Adjusted 1989	
Public Buildings and Grounds	221,192.00	Conservation		Transfers to Tax Title Liens or Foreclosed	
Other Public Works		All Other		Balance December 31, 1989	28,715.75
HEALTH and WELFARE		CAPITAL DEBT AUTHORIZED, DECEMBER 31, 1989		TAX TITLE LIENS OUTSTANDING	
Health Services Except Environmental	420,445.00	ISSUED AND UNISSUED		Balance January 1, 1989	14,422.23
Welfare-Public Assistance	33,145.00	School	11,071,691	Transfer From Taxes	
Hospital, Clinics, First Aid		Self-Liquidating		Redeemed in 1989	
Animal, Insect, & Rodent Control	23,472.00	Other	18,775,735	Cancelled, Abated or Adjusted (1989)	
Other Welfare Services		Total	29,347,426	Transfers to Foreclosed Property	
RECREATION and CONSERVATION		ISSUED AND OUTSTANDING		Balance December 31, 1989	14,422.23
Beaches and Boardwalks		School	7,863,105.43	PROPERTY ACQUIRED BY DEED OR FORECLOSURE	
Parks, Ploygrounds, Shade Trees	22,000.00	Self-Liquidating		Balance January 1, 1989	6,180.00
Land Reclamation & Conservation	25,615.74	Other	13,753,000.00	Transfers From Taxes or Liens	
Other Recreational Services	57,460.00	Total	21,616,105.43	Sole for Cash (1989)	
EDUCATION (excluding schools)		EQUALIZED VALUATION BASIS FOR NET DEBT COMPUTATION		Cancelled, Abated or Adjusted (1989)	
Libraries		REAL PROPERTY VALUATIONS		Balance December 31, 1989	6,180.00
Other Educational Services		Code Class # of Parcels % VAL'N ASSESSED VALUATION		CURRENT FINANCES DECEMBER 31, 1989	
STATUTORY EXPENDITURES		1 Vacant Land 1547 5.99 51,513,800.00		ASSETS	
Pensions & F. L. C. A.	527,237.12	2 Residential 3995 60.76 447,371,400.00		Cash Dec. 31, 1989	9,190,469.98
Employee Fringe Benefits	425,000.00	3 Form 272 1.31 9,612,400.00		Taxes Receivable	935,173.80
Other Statutory Expenditures		4a Commercial 193 22.67 167,143,100.00		Tax Title Liens	14,422.23
CETA And Other Public Employment Programs		4b Industrial 23 6.95 51,263,200.00		Foreclosed Property	6,180.00
MUNICIPAL FUNCTIONS TOTAL	9,144,777.22	4c Apartments 6 1.32 9,753,500.00		Emergencies & Other Deferred Charges	300,000.00
CAPITAL IMPROVEMENTS *MEMO*	296,660.00	Total 6041 737,157,400.00		State and Federal Aid Receivable	8,059.27
DEBT SERVICE		Land Area 26.34 Sq. Miles		Other Receivables	75,142.20
Principal Payments	220,000.00	Net Valuation Taxable-Municipal	749,338,133	Total	10,529,447.48
Interest Payments	537,649.70	Net Valuation Taxable-County	1,545,819,394	LIABILITIES, RESERVES, AND SURPLUS	
DEFERRED CHARGES	152,437.08	State Equalized Valuation	1,686,396,949	Cash Liabilities	2,245,080.38
SCHOOL, COUNTY, SPECIAL DISTRICT TAXES	23,405,239.08	State Equalization Ratio	44.03	Reserves for Receivables	1,030,918.23
RESERVE FOR UNCOLLECTED TAXES	798,000.00			Surplus Dec. 31, 1989	7,253,448.87
EXPENDITURES TOTAL	34,928,133.08			Total	10,529,447.48

Population 1980 3,383
 Population 1990 5,004
 S & P Rating
 Moody Rating A

General Tax Rate Per \$100. 2.10
 State Equalized Tax Rate 2.03

WESTAMPTON TWP. - BURLINGTON CO.

Form of Government:
 Township Committee

Number of Members on Governing Body - 5

PER CAPITA:
 Gross Debt 678.29
 Net Debt 40.75
 Debt Service 25.39
 Total Tax Levy 932.86
 Municipal Expenditures 443.93

PER CENT:
 Gross Debt 1.83
 Net Debt .11
 Tax Levy Collected 96.74
 Tax Levy Cancelled, Abated or Adjusted .14

EXPENDITURES	REVENUES-REALIZED	1989 PROPERTY TAX	
GENERAL GOVERNMENT		STATE EQUALIZED TAX RATE	
Governing Body & Public Boards		Local District School Taxes	.75
Municipal Clerk		Regional & Consolidated School Tax	.36
Financial Administration	26,250.00	School Taxes in Municipal Budget	
Assessment of Taxes	1,210.00	County Taxes	.52
Collection of Taxes	54,216.00	County Library Taxes	.03
Planning, Housing & Development	21,272.00	Local Municipal Purpose Taxes	.40
Human Resources	55,965.00	Veteran & Senior Citizen Taxes	
Elections	1,751.00	Total Taxes for Rate Computation	2.06
General Administration (other)	290,947.00	Special District Taxes	
JUDICIARY		Bank Corp. Taxes	
Municipal Courts	95,156.00	Added and Omitted Taxes	118,304.00
PUBLIC SAFETY		Total Taxes Levied - ABSTRACT	5,600,894.69
Fire Protection	139,822.00	Total Taxes Billed	5,602,021.00
Police Protection	603,679.00	1989 TAXES COLLECTED	5,419,208.00
Civil Defense & Disaster Control	500.00	1989 Taxes Cancelled, Abated or Adjusted	7,846.00
Environmental Inspection & Control	85,690.00	Transfer to Tax Title Liens or Foreclosed	718.00
Other Public Safety		Balance Outstanding Dec. 31, 1989	174,249.00
PUBLIC WORKS		PRIOR YEARS TAXES OUTSTANDING	
Streets and Drainage	145,634.00	Balance January 1, 1989	246,040.00
Sewers and Sewage Processing	10,000.00	Collected in 1989	240,110.00
Garbage and Trash Disposal	330,000.00	Cancelled, Abated or Adjusted 1989	
Public Buildings and Grounds	564.00	Transfers to Tax Title Liens or Foreclosed	
Other Public Works	102,719.00	Balance December 31, 1989	5,930.00
HEALTH and WELFARE		TAX TITLE LIENS OUTSTANDING	
Health Services Except Environmental	250.00	Balance January 1, 1989	15,100.00
Welfare-Public Assistance	2,000.00	Transfer From Taxes	718.00
Hospital, Clinics, First Aid		Redeemed in 1989	1,039.00
Animal, Insect, & Rodent Control		Cancelled, Abated or Adjusted (1989)	
Other Welfare Services		Transfers to Foreclosed Property	
RECREATION and CONSERVATION		Balance December 31, 1989	14,779.00
Beaches and Boardwalks		PROPERTY ACQUIRED BY DEED OR FORECLOSURE	
Parks, Playgrounds, Shade Trees		Balance January 1, 1989	81,750.00
Land Reclamation & Conservation	43,050.00	Transfers From Taxes or Liens	
Other Recreational Services	1,800.00	Sale for Cash (1989)	
EDUCATION (excluding schools)		Cancelled, Abated or Adjusted (1989)	
Libraries		Balance December 31, 1989	81,750.00
Other Educational Services		CURRENT FINANCES DECEMBER 31, 1989	
STATUTORY EXPENDITURES		ASSETS	
Pensions & F. L. C. A.	122,416.00	Cash Dec. 31, 1989	1,786,556.00
Employee Fringe Benefits	102,500.00	Taxes Receivable	180,179.00
Other Statutory Expenditures		Tax Title Liens	14,779.00
CETA And Other Public Employment Programs		Foreclosed Property	81,750.00
MUNICIPAL FUNCTIONS TOTAL	2,329,531.00	Emergencies & Other Deferred Charges	50,855.00
CAPITAL IMPROVEMENTS * MEMO *		State and Federal Aid Receivable	3,328.00
DEBT SERVICE		Other Receivables	14,712.00
Principal Payments	130,625.00	Total	2,132,159.00
Interest Payments	21,801.00	LIABILITIES, RESERVES, AND SURPLUS	
DEFERRED CHARGES	942.00	Cash Liabilities	1,275,442.00
SCHOOL, COUNTY, SPECIAL DISTRICT TAXES	4,413,344.69	Reserves for Receivables	291,420.00
RESERVE FOR UNCOLLECTED TAXES	212,490.00	Surplus Dec. 31, 1989	565,297.00
EXPENDITURES TOTAL	7,103,733.69	Total	2,132,159.00
		REVENUES	
		1989 Property Taxes Collected	5,419,208.00
		1989 Payments in Lieu of Taxes	
		Delinquent Tax & Lien Collections	241,149.00
		Business Personalty Replacement Taxes	45,081.00
		Taxes from Public Utilities	465,970.00
		Other Miscellaneous Tax Revenues	
		State Aid Revenues	67,118.00
		Federal Aid Revenues	
		State and Local Fiscal Assistance Act Utilized	
		Sale of Acquired Property	
		Other Miscellaneous Revenues	731,126.00
		Total	6,969,652.00
		Prior Years Surplus Appropriated	426,328.00
		REVENUES TOTAL	7,395,980.00
		Reserve For Uncollected Taxes	212,490.00
		CAPITAL OUTLAY TOTAL	22,708.00
		Public Enterprises	
		Recreation-Culture	
		Public Works	21,810.00
		Buildings and Grounds	898.00
		Library and Education	
		Conservation	
		All Other	
		CAPITAL DEBT AUTHORIZED, DECEMBER 31, 1989	
		ISSUED AND UNISSUED	
		School	3,793,722
		Self-Liquidating	
		Other	278,730
		Total	4,072,452
		GROSS DEBT	
		NET DEBT	244,652
		ISSUED AND OUTSTANDING	
		School	3,793,722.49
		Self-Liquidating	
		Other	278,730.00
		Total	4,072,452.49
		EQUALIZED VALUATION BASIS FOR NET DEBT COMPUTATION	222,650,180
		REAL PROPERTY VALUATIONS	
		Code Class # of Parcels % VALN ASSESSED VALUATION	
		1 Vacant Land 275 4.04 10,460,600.00	
		2 Residential 1925 79.94 207,091,400.00	
		3 Farm 119 3.08 7,976,500.00	
		4a Commercial 68 8.71 22,570,700.00	
		4b Industrial 4 4.24 10,975,200.00	
		4c Apartments	
		Total 2391 259,074,400.00	
		Land Area 11.04 Sq. Miles	
		Net Valuation Taxable-Municipal 261,253,680	
		Net Valuation Taxable-County 237,226,967	
		State Equalized Valuation 264,267,697	
		State Equalization Ratio 98.85	

Population 1980 30,447
 Population 1990 28,870
 S & P Rating
 Moody Rating AA

General Tax Rate Per \$100. 2.66
 State Equalized Tax Rate 1.76

WEST TOWN - UNION COUNTY
 Form of Government:
 Special Charter (P.L. 1967 c. 195)
 Number of Members on Governing Body - 9

PER CAPITAL: Gross Debt 497.21 Gross Debt .59
 Net Debt 279.78 Net Debt .33
 Debt Service 23.86 Tax Levy Collected 98.18
 Total Tax Levy 1,646.95 Tax Levy Cancelled, Abated
 Municipal Expenditures 577.09 or Adjusted .10

EXPENDITURES		REVENUES-REALIZED		1989 PROPERTY TAX	
GENERAL GOVERNMENT		REVENUES-REALIZED		STATE EQUALIZED TAX RATE	
Governing Body & Public Boards		1989 Property Taxes Collected	46,680,459.49	Local District School Taxes	1.06 28,336,997.00
Municipal Clerk		1989 Payments in Lieu of Taxes	109,053.00	Regional & Consolidated School Tax	
Financial Administration	75,700.00	Delinquent Tax & Lien Collections	715,890.49	School Taxes in Municipal Budget	
Assessment of Taxes	72,930.00	Business Personalty Replacement Taxes	338,765.60	County Taxes	.59 10,400,747.79
Collection of Taxes	81,800.00	Taxes from Public Utilities	2,452,702.00	County Library Taxes	
Planning, Housing & Development	90,750.00	Other Miscellaneous Tax Revenues		Local Municipal Purpose Taxes	.32 8,535,191.77
Human Resources	51,200.00	State Aid Revenues	297,488.95	Veteran & Senior Citizen Taxes	195,400.00
Elections		Federal Aid Revenues		Total Taxes for Rate Computation	1.77 47,477,326.56
General Administration (other)	1,521,200.00	State and Local Fiscal Assistance Act Utilized		Special District Taxes	
JUDICIARY		Sale of Acquired Property		Bank Corp. Taxes	
Municipal Courts	161,500.00	Other Miscellaneous Revenues	3,642,691.45	Added and Omitted Taxes	260,614.91
PUBLIC SAFETY		Total	54,237,050.93	Total Taxes Levied - ABSTRACT	47,547,541.47
Fire Protection	1,985,932.00	Prior Years Surplus Appropriated	1,450,000.00	Total Taxes Billed	47,547,541.47
Police Protection	2,822,857.40	REVENUES TOTAL	55,687,050.93	1989 TAXES COLLECTED	46,680,459.49
Civil Defense & Disaster Control	600.00	Reserve For Uncollected Taxes	1,350,000.00	1989 Taxes Cancelled, Abated or Adjusted	49,515.14
Environmental Inspection & Control	109,100.00	CAPITAL OUTLAY TOTAL	1,205,409.45	Transfer to Tax Title Liens or Foreclosed	792.68
Other Public Safety		Public Enterprises	212,354.62	Balance Outstanding Dec. 31, 1989	816,774.16
PUBLIC WORKS		Recreation—Culture	12,603.73	PRIOR YEARS TAXES OUTSTANDING	
Streets and Drainage	1,033,579.30	Public Works	430,449.28	Balance January 1, 1989	720,174.64
Sewers and Sewage Processing	1,676,200.00	Buildings and Grounds	305,731.42	Collected in 1989	715,890.49
Garbage and Trash Disposal		Library and Education	194,265.41	Cancelled, Abated or Adjusted 1989	
Public Buildings and Grounds	213,100.00	Conservation		Transfers to Tax Title Liens or Foreclosed	531.42
Other Public Works		All Other		Balance December 31, 1989	3,652.73
HEALTH and WELFARE		CAPITAL DEBT AUTHORIZED, DECEMBER 31, 1989		TAX TITLE LIENS OUTSTANDING	
Health Services Except Environmental	212,039.00	ISSUED AND UNISSUED		Balance January 1, 1989	1,530.60
Welfare-Public Assistance	53,800.00	School	5,594,000	Transfer From Taxes	1,563.53
Hospital, Clinics, First Aid		Self-Liquidating	633,000	Redeemed in 1989	
Animal, Insect, & Rodent Control	12,500.00	Other	8,077,380	Cancelled, Abated or Adjusted (1989)	
Other Welfare Services		Total	14,354,380	Transfers to Foreclosed Property	
RECREATION and CONSERVATION		ISSUED AND OUTSTANDING		Balance December 31, 1989	3,094.13
Beaches and Boardwalks		School	5,594,000.00	PROPERTY ACQUIRED BY DEED OR FORECLOSURE	
Parks, Playgrounds, Shade Trees	615,500.00	Self-Liquidating	283,000.00	Balance January 1, 1989	299,020.00
Land Reclamation & Conservation		Other	6,266,000.00	Transfers From Taxes or Liens	
Other Recreational Services	198,300.00	Total	12,143,000.00	Sale for Cash (1989)	
EDUCATION (excluding schools)		EQUALIZED VALUATION BASIS FOR NET DEBT COMPUTATION	2,449,594,710	Cancelled, Abated or Adjusted (1989)	
Libraries	702,913.00	REAL PROPERTY VALUATIONS		Balance December 31, 1989	299,020.00
Other Educational Services		Code Class # of Parcels % VAL'N ASSESSED VALUATION		CURRENT FINANCES DECEMBER 31, 1989	
STATUTORY EXPENDITURES		1 Vacant Land 324 .70 12,327,000.00		ASSETS	
Pensions & F. I. C. A.	1,232,535.68	2 Residential 8972 87.90 1,552,860,400.00		Cash Dec. 31, 1989	19,054,026.34
Employee Fringe Benefits	963,900.00	3 Farm 2 173,312,000.00		Taxes Receivable	920,426.39
Other Statutory Expenditures		4a Commercial 405 9.30 5,523,800.00		Tax Title Liens	3,094.13
CETA And Other Public Employment Programs		4b Industrial 7 1.39 24,633,000.00		Foreclosed Property	299,020.00
MUNICIPAL FUNCTIONS TOTAL	14,003,326.38	4c Apartments 11 06.22 1,773,190,595		Emergencies & Other Deferred Charges	60,000.00
CAPITAL IMPROVEMENTS *MEMO*	100.00	Total 9721 1,768,669,300.00		State and Federal Aid Receivable	41,099.57
DEBT SERVICE		Land Area 6.50 Sq. Miles		Other Receivables	132,068.11
Principal Payments	450,000.00	Net Valuation Taxable-Municipal	1,773,190,595	Total	20,415,735.04
Interest Payments	333,128.00	Net Valuation Taxable-County	2,603,587,509	LIABILITIES, RESERVES, AND SURPLUS	
DEFERRED CHARGES	474,224.79	State Equalized Valuation	2,680,426,563	Cash Liabilities	17,189,371.90
SCHOOL, COUNTY, SPECIAL DISTRICT TAXES	38,745,744.79	State Equalization Ratio	66.22	Reserves for Receivables	1,254,609.13
RESERVE FOR UNCOLLECTED TAXES	1,350,000.00			Surplus Dec. 31, 1989	1,971,754.01
EXPENDITURES TOTAL	55,406,423.96			Total	20,415,735.04

WESTVILLE BOROUGH - GLOUCESTER CO.

PER CAPITA:

Gross Debt	422.85	Gross Debt	1.75
Net Debt	294.25	Net Debt	1.22
Debt Service	15.97	Tox Levy Collected	96.19
Total Tox Levy	742.46	Tox Levy Cancelled, Aboted	
Municipal Expenditures	463.06	or Adjusted	.01

Population 1980	4,786
Population 1990	4,573
S & P Rating	
Moody Rating	BAA

General Tax Rate Per \$100.	3.13
State Equalized Tax Rate	2.59

Form of Government:
Borough Council

Number of Members on Governing Body - 6

EXPENDITURES		REVENUES-REALIZED		1989 PROPERTY TAX		
GENERAL GOVERNMENT				STATE EQUALIZED TAX RATE		
Governing Body & Public Boards		1989 Property Taxes Collected	3,271,743.36	Local District School Taxes	.50	
Municipal Clerk	51,614.75	1989 Payments in Lieu of Taxes		Regional & Consolidated School Tax	.58	
Financial Administration	26,301.35	Delinquent Tox & Lien Collections	142,676.20	School Taxes in Municipal Budget		
Assessment of Taxes	11,466.79	Business Personalty Replacement Taxes	45,409.08	County Taxes	.71	
Collection of Taxes	17,644.44	Toxes from Public Utilities	247,078.00	County Library Taxes		
Planning, Housing & Development	9,417.21	Other Miscellaneous Tox Revenues		Local Municipal Purpose Taxes	.79	
Human Resources	18,437.83	State Aid Revenues	33,035.78	Veteron & Senior Citizen Taxes		
Elections	2,515.00	Federal Aid Revenues		Total Toxes for Rote Computation	2.58	
General Administration (other)	234,431.18	State and Local Fiscal Assistance Act Utilized		Special District Taxes		
JUDICIARY		Sole of Acquired Property		Bank Corp. Taxes		
Municipal Courts	36,486.97	Other Miscellaneous Revenues	495,985.68	Added and Omitted Taxes	60,060.72	
PUBLIC SAFETY		Total	4,285,928.10	Total Toxes Levied - ABSTRACT	3,395,249.57	
Fire Protection	25,918.22	Prior Years Surplus Appropriated	200,000.00	Total Toxes Billed	3,401,339.09	
Police Protection	404,439.75	REVENUES TOTAL	4,485,928.10	1989 TAXES COLLECTED	3,271,743.36	
Civil Defense & Disaster Control	1,200.00	Reserve For Uncollected Toxes	143,060.49	1989 Toxes Cancelled, Aboted or Adjusted	391.20	
Environmental Inspection & Control	18,747.90	CAPITAL OUTLAY TOTAL	123,163.31	Transfer to Tox Title Liens or Foreclosed	702.23	
Other Public Safety		Public Enterprises	179.55	Bolonce Outstanding Dec. 31, 1989	128,502.30	
PUBLIC WORKS		Recreation-Culture		PRIOR YEARS TAXES OUTSTANDING		
Streets and Drainage	131,094.58	Public Works	112,849.03	Bolonce January 1, 1989	147,186.22	
Sewers and Sewage Processing	239,538.39	Buildings and Grounds	10,134.73	Collected in 1989	142,676.20	
Garbage and Trash Disposal	242,612.00	Library and Education		Cancelled, Aboted or Adjusted 1989	1,280.82	
Public Buildings and Grounds	7,410.25	Conservation		Transfers to Tox Title Liens or Foreclosed		
Other Public Works	17,437.44	All Other		Bolonce December 31, 1989	3,229.20	
HEALTH and WELFARE		CAPITAL DEBT AUTHORIZED, DECEMBER 31, 1989		TAX TITLE LIENS OUTSTANDING		
Health Services Except Environmental	809.02	ISSUED AND UNISSUED		Bolonce January 1, 1989	8,170.11	
Welfare-Public Assistance	2,295.68	School	903,727	Transfer From Toxes	702.23	
Hospital, Clinics, First Aid		Self-Liquidoting	1,024,986	Redeemed in 1989		
Animal, Insect, & Rodent Control	3,105.00	Other	1,345,622	Cancelled, Aboted or Adjusted (1989)		
Other Welfare Services		Total	1,933,714	Transfers to Foreclosed Property	4,233.52	
RECREATION and CONSERVATION		ISSUED AND OUTSTANDING		Bolonce December 31, 1989	4,638.82	
Beaches and Boardwalks	49,945.23	School	898,727.78	PROPERTY ACQUIRED BY DEED OR FORECLOSURE		
Parks, Playgrounds, Shade Trees	508.00	Self-Liquidoting	1,022,307.94	Bolonce January 1, 1989	24,916.48	
Land Reclamation & Conservation	10,475.00	Other	1,343,689.00	Transfers From Toxes or Liens	4,233.52	
Other Recreational Services		Total	3,264,724.72	Sole for Cash (1989)		
EDUCATION (excluding schools)		EQUALIZED VALUATION BASIS FOR NET DEBT COMPUTATION		Cancelled, Aboted or Adjusted (1989)		
Libraries	36,431.25	REAL PROPERTY VALUATIONS		Bolonce December 31, 1989	29,150.00	
Other Educotional Services		Code	Class	# of Parcels	% VAL'N	ASSESSED VALUATION
STATUTORY EXPENDITURES		1	Vocont Lond	90	1.05	1,066,900.00
Pensions & F. L. C. A.	137,973.83	2	Residential	1371	70.59	71,801,600.00
Employee Fringe Benefits	140,145.53	3	Form			
Other Statutory Expenditures		4a	Commercial	118	14.83	15,081,800.00
CETA And Other Public Employment Programs		4b	Industrial	18	8.04	8,174,100.00
MUNICIPAL FUNCTIONS TOTAL	1,879,602.59	4c	Apartments	11	5.50	5,598,800.00
CAPITAL IMPROVEMENTS *MEMO*	51,500.00	Total		1608		101,723,200.00
DEBT SERVICE		Land Area	1.21	Sq. Miles		
Principal Payments	50,595.00	Net Valuation Taxable-Municipal				102,493,202
Interest Payments	22,454.86	Net Valuation Taxable-County				111,944,874
DEFERRED CHARGES	17,874.50	State Equalized Valuation				123,847,074
SCHOOL, COUNTY, SPECIAL DISTRICT TAXES	2,350,074.84	State Equalization Ratio				82.65
RESERVE FOR UNCOLLECTED TAXES	143,060.49					
EXPENDITURES TOTAL	4,467,662.28					

Population 1980 1,260
 Population 1990 1,957
 S & P Rating
 Moody Rating

General Tax Rate Per \$100. 2.37
 State Equalized Tax Rate 1.95

WEYMOUTH TOWNSHIP - ATLANTIC CO.
 Form of Government -
Township Committee
 Number of Members on Governing Body - 3

PER CENT:
 Gross Debt 479.33 Gross Debt 1.95
 Net Debt 88.93 Net Debt .36
 Debt Service 9.83 Tax Levy Collected 90.53
 Total Tax Levy 533.71 Tax Levy Cancelled, Abated
 Municipal Expenditures 291.25 or Adjusted .02

EXPENDITURES	REVENUES-REALIZED	1989 PROPERTY TAX	
GENERAL GOVERNMENT		STATE EQUALIZED TAX RATE	
Governing Body & Public Boards		Local District School Taxes	1.16 659,070.55
Municipal Clerk		Regional & Consolidated School Tax	
Financial Administration	17,403.00	School Taxes in Municipal Budget	
Assessment of Taxes	12,455.34	County Taxes	.45 * 255,017.08
Collection of Taxes	12,000.00	County Library Taxes	.03 16,666.39
Planning, Housing & Development	13,600.00	Local Municipal Purpose Taxes	.34 192,159.21
Human Resources	3,555.74	Veteran & Senior Citizen Taxes	19,500.00
Elections		Total Taxes for Rate Computation	1.98 1,142,413.23
General Administration (other)	143,700.00	Special District Taxes	
JUDICIARY		Bank Corp. Taxes	
Municipal Courts	10,317.84	Added and Omitted Taxes	19,401.86
PUBLIC SAFETY		Total Taxes Levied - ABSTRACT	1,142,315.09
Fire Protection	14,759.03	Total Taxes Billed	1,142,414.66
Police Protection	5,000.00	1989 TAXES COLLECTED	1,034,171.94
Civil Defense & Disaster Control	3,500.00	1989 Taxes Cancelled, Abated or Adjusted	250.68
Environmental Inspection & Control	2,650.00	Transfer to Tax Title Liens or Foreclosed	9,851.48
Other Public Safety		Balance Outstanding Dec. 31, 1989	98,140.56
PUBLIC WORKS		PRIOR YEARS TAXES OUTSTANDING	
Streets and Drainage	54,500.00	Balance January 1, 1989	107,318.07
Sewers and Sewage Processing		Collected in 1989	70,495.47
Garbage and Trash Disposal	40,000.00	Cancelled, Abated or Adjusted 1989	375.70
Public Buildings and Grounds	27,165.15	Transfers to Tax Title Liens or Foreclosed	
Other Public Works		Balance December 31, 1989	36,446.90
HEALTH and WELFARE		TAX TITLE LIENS OUTSTANDING	
Health Services Except Environmental		Balance January 1, 1989	41,388.33
Welfare-Public Assistance	1,350.00	Transfer From Taxes	7,228.67
Hospital, Clinics, First Aid		Redeemed in 1989	10,908.89
Animal, Insect, & Rodent Control	3,000.00	Cancelled, Abated or Adjusted (1989)	
Other Welfare Services		Transfers to Foreclosed Property	12,930.32
RECREATION and CONSERVATION		Balance December 31, 1989	25,277.79
Beaches and Boardwalks		PROPERTY ACQUIRED BY DEED OR FORECLOSURE	
Parks, Playgrounds, Shade Trees		Balance January 1, 1989	122,681.87
Land Reclamation & Conservation		Transfers From Taxes or Liens	15,553.13
Other Recreational Services	1,200.00	Sale for Cash (1989)	
EDUCATION (excluding schools)		Cancelled, Abated or Adjusted (1989)	
Libraries		Balance December 31, 1989	138,235.00
Other Educational Services	500.00	CURRENT FINANCES DECEMBER 31, 1989	
STATUTORY EXPENDITURES		ASSETS	
Pensions & F. L. C. A.	9,300.00	Cash Dec. 31, 1989	272,103.96
Employee Fringe Benefits		Taxes Receivable	134,587.46
Other Statutory Expenditures		Tax Title Liens	25,277.79
CETA And Other Public Employment Programs		Foreclosed Property	138,235.00
MUNICIPAL FUNCTIONS TOTAL	389,516.10	Emergencies & Other Deferred Charges	37,899.23
CAPITAL IMPROVEMENTS * MEMO *	12,500.00	State and Federal Aid Receivable	6,013.70
DEBT SERVICE		Other Receivables	34,196.85
Principal Payments	14,000.00	Total	648,313.99
Interest Payments	5,344.93	LIABILITIES, RESERVES, AND SURPLUS	
DEFERRED CHARGES	30,176.25	Cash Liabilities	149,686.51
SCHOOL, COUNTY, SPECIAL DISTRICT TAXES	930,754.02	Reserves for Receivables	332,297.10
RESERVE FOR UNCOLLECTED TAXES	130,914.14	Surplus Dec. 31, 1989	166,330.38
EXPENDITURES TOTAL	1,500,725.44	Total	648,313.99
		REAL PROPERTY VALUATIONS	
		Code Class # of Parcels % VAL'N ASSESSED VALUATION	
		1 Vacant Land 490 19.76 9,234,600.00	
		2 Residential 501 66.55 31,102,700.00	
		3 Farm 11 .29 135,300.00	
		4a Commercial 31 10.13 4,735,800.00	
		4b Industrial	
		4c Apartments 2 3.27 1,526,900.00	
		Total 1035 46,735,300.00	
		Land Area 12.00 Sq. Miles	
		Net Valuation Taxable-Municipal 47,484,592	
		Net Valuation Taxable-County 51,214,078	
		State Equalized Valuation 56,585,971	
		State Equalization Ratio 83.70	

*Includes County Health Service Taxes, County Vocational School Taxes, or County Open Space Tax. See Table 13.

1439

Population 1980 5,485
 Population 1990 5,405
 S & P Rating
 Moody Rating A

General Tax Rate Per \$100. 4.09
 State Equalized Tax Rate 1.89

WHARTON BOROUGH - MORRIS COUNTY
 Form of Government:
Borough Council
 Number of Members on Governing Body - 6

PER CAPITA: Gross Debt 697.03 PER CENT: Gross Debt 1.34
 Net Debt 419.06 Net Debt .81
 Debt Service 59.62 Tax Levy Collected 98.15
 Total Tax Levy 1,107.89 Tax Levy Cancelled, Abated or Adjusted .12
 Municipal Expenditures 424.86

EXPENDITURES		REVENUES-REALIZED		1989 PROPERTY TAX	
GENERAL GOVERNMENT		REVENUES-REALIZED		STATE EQUALIZED TAX RATE	
Governing Body & Public Boards		1989 Property Taxes Collected	5,835,250.18	Local District School Taxes	.75 2,232,678.50
Municipal Clerk		1989 Payments in Lieu of Taxes		Regional & Consolidated School Tax	.43 1,294,152.70
Financial Administration	48,845.00	Delinquent Tax & Lien Collections	54,553.20	School Taxes in Municipal Budget	
Assessment of Taxes	16,430.00	Business Personality Replacement Taxes	113,061.64	County Taxes	.25 742,301.94
Collection of Taxes	21,661.23	Taxes from Public Utilities	279,184.00	County Library Taxes	
Planning, Housing & Development	26,545.00	Other Miscellaneous Tax Revenues		Local Municipal Purpose Taxes	.46 1,358,951.00
Human Resources	100.00	State Aid Revenues	54,572.60	Veteran & Senior Citizen Taxes	42,150.00
Elections	2,200.00	Federal Aid Revenues		Total Taxes for Rate Computation	1.39 5,660,734.14
General Administration (other)	298,591.47	State and Local Fiscal Assistance Act Utilized		Special District Taxes	358,380.30
JUDICIARY		Sole of Acquired Property		Bank Corp. Taxes	
Municipal Courts	13,677.23	Other Miscellaneous Revenues	233,922.27	Added and Omitted Taxes	11,196.65
PUBLIC SAFETY		Total	6,624,543.99	Total Taxes Levied - ABSTRACT	5,988,161.59
Fire Protection	46,246.81	Prior Years Surplus Appropriated	325,000.00	Total Taxes Billed	5,996,049.32
Police Protection	613,937.16	REVENUES TOTAL	6,949,543.99	1989 TAXES COLLECTED	5,825,250.15
Civil Defense & Disaster Control	1,920.00	Reserve For Uncollected Taxes	159,018.24	1989 Taxes Cancelled, Abated or Adjusted	7,364.90
Environmental Inspection & Control	27,530.00	CAPITAL OUTLAY TOTAL	425,341.55	Transfer to Tax Title Liens or Foreclosed	765.60
Other Public Safety		Public Enterprises		Balance Outstanding Dec. 31, 1989	102,398.64
PUBLIC WORKS		Recreation-Culture		PRIOR YEARS TAXES OUTSTANDING	
Streets and Drainage	131,063.46	Public Works	399,594.23	Balance January 1, 1989	50,147.27
Sewers and Sewage Processing		Buildings and Grounds	26,747.27	Collected in 1989	43,085.20
Garbage and Trash Disposol		Library and Education		Cancelled, Abated or Adjusted 1989	2,062.07
Public Buildings and Grounds	72,177.00	Conservation		Transfers to Tax Title Liens or Foreclosed	
Other Public Works		All Other		Balance December 31, 1989	
HEALTH and WELFARE		CAPITAL DEBT AUTHORIZED, DECEMBER 31, 1989		TAX TITLE LIENS OUTSTANDING	
Health Services Except Environmental	47,174.00	ISSUED AND UNISSUED		Balance January 1, 1989	7,928.32
Welfare-Public Assistance	9,930.00	School	999,833	Transfer From Taxes	765.00
Hospital, Clinics, First Aid	600.00	Self-Liquidating	502,600	Redeemed in 1989	6,468.00
Animal, Insect, & Rodent Control		Other	2,265,000	Cancelled, Abated or Adjusted (1989)	
Other Welfare Services		Total	3,767,433	Transfers to Foreclosed Property	
RECREATION and CONSERVATION		ISSUED AND OUTSTANDING		Balance December 31, 1989	2,225.92
Beaches and Boardwalks		School	995,833.20	PROPERTY ACQUIRED BY DEED OR FORECLOSURE	
Parks, Playgrounds, Shade Trees	81,902.00	Self-Liquidating	5,025.00	Balance January 1, 1989	204,655.00
Land Reclamation & Conservation	2,617.00	Other	1,310,000.00	Transfers From Taxes or Liens	
Other Recreational Services	26,526.00	Total	2,310,859.20	Sole for Cash (1989)	15,000.00
EDUCATION (excluding schools)		EQUALIZED VALUATION BASIS FOR NET DEBT COMPUTATION		Cancelled, Abated or Adjusted (1989)	134,000.00
Libraries	87,550.00	REAL PROPERTY VALUATIONS		Balance December 31, 1989	55,655.00
Other Educational Services		Code Class # of Parcels % VAL'N ASSESSED VALUATION		CURRENT FINANCES DECEMBER 31, 1989	
STATUTORY EXPENDITURES		1 Vacant Land 97 2.56 3,513,700.00		ASSETS	
Pensions & F.L.C.A.	134,314.52	2 Residential 1529 73.13 100,369,600.00		Cash Dec. 31, 1989	1,162,983.45
Employee Fringe Benefits	69,303.30	3 Farm 3 .05 65,100.00		Taxes Receivable	102,398.64
Other Statutory Expenditures	4,076.00	4a Commercial 67 9.52 11,624,800.00		Tax Title Liens	2,225.92
CETA And Other Public Employment Programs		4b Industrial 19 13.14 12,027,700.00		Foreclosed Property	55,655.00
MUNICIPAL FUNCTIONS TOTAL	1,313,122.25	4c Apartments 8 2.60 7,569,100.00		Emergencies & Other Deferred Charges	
CAPITAL IMPROVEMENTS * MEMO*	30,000.00	Total 1723 137,240,000.00		State and Federal Aid Receivable	
DEBT SERVICE		Land Area 1.95 Sq. Miles		Other Receivables	162,155.11
Principal Payments	190,000.00	Net Valuation Taxable-Municipal	137,532,820	Total	1,495,418.12
Interest Payments	132,248.25	Net Valuation Taxable-County	335,169,196	LIABILITIES, RESERVES, AND SURPLUS	
DEFERRED CHARGES		State Equalized Valuation	297,463,409	Cash Liabilities	799,332.63
SCHOOL, COUNTY, SPECIAL DISTRICT TAXES	4,613,013.94	State Equalization Ratio	46.19	Reserves for Receivables	322,434.67
RESERVE FOR UNCOLLECTED TAXES	159,018.24			Surplus Dec. 31, 1989	363,650.82
EXPENDITURES TOTAL	6,914,402.68			Total	1,485,418.12

2123
 Population 1980 2,748
 Population 1990 3,603
 S & P Rating
 Moody Rating

General Tax Rate Per \$100. 1.47
 State Equalized Tax Rate 1.59

WHITE TOWNSHIP - WARREN COUNTY

Form of Government:

Township Committee

Number of Members on Governing Body - 3

PER CAPITA: Gross Debt 8.33 Gross Debt .01
 Net Debt 8.33 Net Debt .01
 Debt Service Tax Levy Collected 92.85
 Total Tax Levy 1,354.98 Tax Levy Cancelled, Abated or Adjusted .29
 Municipal Expenditures 299.01

EXPENDITURES		REVENUES-REALIZED			1989 PROPERTY TAX	
GENERAL GOVERNMENT					STATE EQUALIZED TAX RATE 1.59	
Governing Body & Public Boards		1989 Property Taxes Collected	4,538,947.27	Local District School Taxes	89	2,700,353.00
Municipal Clerk		1989 Payments in Lieu of Taxes		Regional & Consolidated Schaal Tax		
Financial Administration	21,770.00	Delinquent Tax & Lien Collections	153,925.05	Schaal Taxes in Municipal Budget		
Assessment of Taxes	23,000.00	Business Personalty Replacement Taxes	65,818.56	County Taxes	.62	1,878,071.75
Collection of Taxes	23,728.00	Taxes from Public Utilities	136,793.00	County Library Taxes	.03	88,559.08
Planning, Hausing & Development	40,640.00	Other Miscellaneous Tax Revenues		Local Municipal Purpose Taxes	.05	165,000.00
Human Resources		State Aid Revenues	129,194.64	Veteran & Senior Citizen Taxes		25,200.00
Elections		Federal Aid Revenues		Total Taxes for Rate Computation	1.59	4,863,183.83
General Administration (other)	123,550.00	State and Local Fiscal Assistance Act Utilized		Special District Taxes		
JUDICIARY		Sole of Acquired Property		Bank Corp. Taxes		
Municipal Courts	21,250.00	Other Miscellaneous Revenues		Added and Omitted Taxes		43,992.47
PUBLIC SAFETY		Total	5,371,813.90	Total Taxes Levied - ABSTRACT		4,881,976.30
Fire Protection	16,755.41	Prior Years Surplus Appropriated	330,160.19	Total Taxes Billed		4,888,585.44
Police Protection	7,500.00	REVENUES TOTAL	5,701,979.15	1989 TAXES COLLECTED		4,538,947.27
Civil Defense & Disaster Control	1,500.00	Reserve For Uncollected Taxes	333,550.00	1989 Taxes Cancelled, Abated or Adjusted		14,315.20
Environmental Inspection & Control	33,400.00	CAPITAL OUTLAY TOTAL	63,699.94	Transfer to Tax Title Liens or Foreclosed		55,995.24
Other Public Safety				Balance Outstanding Dec. 31, 1989		279,327.73
PUBLIC WORKS		Public Enterprises		PRIOR YEARS TAXES OUTSTANDING		
Streets and Drainage	286,270.00	Recreation-Culture		Balance January 1, 1989		171,446.96
Sewers and Sewage Processing	3,000.00	Public Works	43,390.95	Collected in 1989		150,020.95
Garbage and Trash Disposal	39,900.00	Buildings and Grounds	20,308.99	Cancelled, Abated or Adjusted 1989		315.32
Public Buildings and Grounds	11,500.00	Library and Education		Transfers to Tax Title Liens or Foreclosed		19,097.21
Other Public Works		Conservation		Balance December 31, 1989		2,013.48
HEALTH and WELFARE		All Other		TAX TITLE LIENS OUTSTANDING		
Health Services Except Environmental		CAPITAL DEBT AUTHORIZED, DECEMBER 31, 1989			Balance January 1, 1989	4,996.27
Welfare-Public Assistance	4,000.00	ISSUED AND UNISSUED		Transfer From Taxes		77,714.75
Hospital, Clinics, First Aid		GROSS DEBT		Redeemed in 1989		3,904.10
Animal, Insect, & Rodent Control	3,500.00	NET DEBT		Cancelled, Abated or Adjusted (1989)		
Other Welfare Services		Schaal		Transfers to Foreclosed Property		
RECREATION and CONSERVATION		Self-Liquidating		Balance December 31, 1989		78,746.92
Beaches and Boardwalks		Other	30,000	PROPERTY ACQUIRED BY DEED OR FORECLOSURE		
Parks, Playgrounds, Shade Trees	1,800.00	Total	30,000	Balance January 1, 1989		48,300.00
Land Reclamation & Conservation	1,840.00	ISSUED AND OUTSTANDING		Transfers From Taxes or Liens		
Other Recreational Services	3,500.00	Schaal		Sale for Cash (1989)		
EDUCATION (excluding schools)		Self-Liquidating		Cancelled, Abated or Adjusted (1989)		
Libraries		Other	30,000.00	Balance December 31, 1989		48,300.00
Other Educational Services	1,500.00	Total	30,000.00	CURRENT FINANCES DECEMBER 31, 1989		
STATUTORY EXPENDITURES		EQUALIZED VALUATION BASIS		ASSETS		
Pensions & F. L. C. A.	37,000.00	FOR NET DEBT COMPUTATION	275,793,212	Cash Dec. 31, 1989		383,757.77
Employee Fringe Benefits	24,000.00	REAL PROPERTY VALUATIONS		Taxes Receivable		281,341.21
Other Statutory Expenditures	1,000.00	Code Class # of Parcels % VAL'N	ASSESSED VALUATION	Tax Title Liens		78,746.92
CETA And Other Public Employment TOTAL	730,803.41	1 Vacant Land 398 11.04	36,268,000.00	Foreclosed Property		48,300.00
MUNICIPAL FUNCTIONS		2 Residential 892 44.92	147,540,770.00	Emergencies & Other Deferred Charges		55,156.99
CAPITAL IMPROVEMENTS *MEMO*	30,000.00	3 Farm 316 4.90	16,107,028.00	State and Federal Aid Receivable		117,000.00
DEBT SERVICE		4a Commercial 75 5.56	18,275,662.00	Other Receivables		20,676.76
Principal Payments		4b Industrial 2 31.87	104,668,400.00	Total		984,979.65
Interest Payments		4c Apartments 6 1.69	5,559,900.00	LIABILITIES, RESERVES, AND SURPLUS		
DEFERRED CHARGES	12,979.13	Total 1689	328,419,760.00	Cash Liabilities		184,621.86
SCHOOL, COUNTY, SPECIAL DISTRICT TAXES	4,672,933.83	Land Area 27.35 Sq. Miles		Reserves for Receivables		507,272.12
RESERVE FOR UNCOLLECTED TAXES	333,550.00	Net Valuation Taxable-Municipal	329,577,743	Surplus Dec. 31, 1989		293,085.67
EXPENDITURES TOTAL	5,750,316.37	Net Valuation Taxable-County	300,116,830			
		State Equalized Valuation	303,988,559			
		State Equalization Ratio	108.45			

0514

Population 1980 4,913
 Population 1990 4,484
 S & P Rating BBB
 Moody Rating AAA

General Tax Rate Per \$100. 3.25
 State Equalized Tax Rate 2.69

WILDWOOD CITY - CAPE MAY COUNTY
 City of Government:
Mayor-Council Plan D (OMCL 50)
 Number of Members on Governing Body - 5

PER CAPITA:
 Gross Debt 5,234.34
 Net Debt 4,220.63
 Debt Service 519.33
 Total Tax Levy 3,147.92
 Municipal Expenditures 3,143.79

PER CENT:
 Gross Debt 4.89
 Net Debt 3.94
 Tax Levy Collected 87.06
 Tax Levy Cancelled, Abated or Adjusted

EXPENDITURES		REVENUES-REALIZED		1989 PROPERTY TAX	
GENERAL GOVERNMENT				STATE EQUALIZED TAX RATE	
Governing Body & Public Boards	120,148.64	1989 Property Taxes Collected	12,288,431.47	Local District School Taxes	0.85 4,403,148.00
Municipal Clerk	153,424.87	1989 Payments in Lieu of Taxes	37,100.57	Regional & Consolidated School Tax	
Financial Administration	91,538.27	Delinquent Tax & Lien Collections	1,217,539.42	School Taxes in Municipal Budget	23,450.00
Assessment of Taxes	51,725.62	Business Personalty Replacement Taxes	267,082.12	County Taxes	0.41 2,160,618.36
Collection of Taxes	56,570.33	Taxes from Public Utilities	960,883.00	County Library Taxes	0.02 106,056.79
Planning, Housing & Development	327,192.34	Other Miscellaneous Tax Revenues		Local Municipal Purpose Taxes	1.40 7,302,047.49
Human Resources	142,351.00	State Aid Revenues	259,627.52	Veteran & Senior Citizen Taxes	53,450.00
Elections	8,000.00	Federal Aid Revenues	288,066.00	Total Taxes for Rate Computation	2.68 14,048,770.64
General Administration (other)	1,441,493.10	State and Local Fiscal Assistance Act Utilized		Special District Taxes	
JUDICIARY		Sole of Acquired Property		Bank Corp. Taxes	
Municipal Courts	153,739.48	Other Miscellaneous Revenues	3,435,512.63	Added and Omitted Taxes	119,959.61
PUBLIC SAFETY		Total	18,824,241.73	Total Taxes Levied - ABSTRACT	14,115,280.25
Fire Protection	755,955.34	Prior Years Surplus Appropriated	512,000.00	Total Taxes Billed	14,115,280.25
Police Protection	2,294,840.31	REVENUES TOTAL	19,336,241.73	1989 TAXES COLLECTED	12,288,431.47
Civil Defense & Disaster Control		Reserve For Uncollected Taxes	1,337,339.69	1989 Taxes Cancelled, Abated or Adjusted	
Environmental Inspection & Control	167,655.75	CAPITAL OUTLAY TOTAL	2,554,690.27	Transfer to Tax Title Liens or Foreclosed	57,886.31
Other Public Safety		Public Enterprises	819,993.28	Balance Outstanding Dec. 31, 1989	1,768,962.47
PUBLIC WORKS		Recreation-Culture		PRIOR YEARS TAXES OUTSTANDING	
Streets and Drainage	1,325,660.72	Public Works	1,589,632.35	Balance January 1, 1989	1,258,982.06
Sewers and Sewage Processing	632,927.98	Buildings and Grounds	145,044.64	Collected in 1989	1,140,523.08
Garbage and Trash Disposal	313,204.00	Library and Education		Cancelled, Abated or Adjusted 1989	
Public Buildings and Grounds	267,000.24	Conservation		Transfers to Tax Title Liens or Foreclosed	92,033.20
Other Public Works	80,000.00	All Other		Balance December 31, 1989	26,425.78
HEALTH and WELFARE		CAPITAL DEBT AUTHORIZED, DECEMBER 31, 1989		TAX TITLE LIENS OUTSTANDING	
Health Services Except Environmental		ISSUED AND UNISSUED		Balance January 1, 1989	57,553.49
Welfare-Public Assistance	72,809.25	School	367,000.00	Transfer From Taxes	139,919.51
Hospital, Clinics, First Aid		Self-Liquidating	8,231,000.00	Redeemed in 1989	77,015.34
Animal, Insect, & Rodent Control	5,500.00	Other	14,352,774.00	Cancelled, Abated or Adjusted (1989)	
Other Welfare Services		Total	23,470,774.00	Transfers to Foreclosed Property	
RECREATION and CONSERVATION		ISSUED AND OUTSTANDING		Balance December 31, 1989	120,462.66
Beaches and Boardwalks	314,933.74	School		PROPERTY ACQUIRED BY DEED OR FORECLOSURE	
Parks, Playgrounds, Shade Trees		Self-Liquidating	6,440,000.00	Balance January 1, 1989	657,540.00
Land Reclamation & Conservation		Other	12,601,750.00	Transfers From Taxes or Liens	
Other Recreational Services	34,070.40	Total	19,041,750.00	Sale for Cash (1989)	
EDUCATION (excluding schools)		EQUALIZED VALUATION BASIS FOR NET DEBT COMPUTATION		Cancelled, Abated or Adjusted (1989)	
Libraries		REAL PROPERTY VALUATIONS		Balance December 31, 1989	657,540.00
Other Educational Services		Code Class # of Parcels % VAL'N		CURRENT FINANCES DECEMBER 31, 1989	
STATUTORY EXPENDITURES				ASSETS	
Pensions & F.I.C.A.	777,563.79	1 Vocont Land 622 4.34	20,574,925.00	Cash Dec. 31, 1989	1,385,542.00
Employee Fringe Benefits	605,000.00	2 Residential 2773 39.22	1,665,536,309.00	Taxes Receivable	1,795,388.25
Other Statutory Expenditures	30,000.00	3 Farm 524 32.40	137,612,935.00	Tax Title Liens	120,462.66
CETA And Other Public Employment Programs		4a Commercial 12 .33	1,421,100.00	Foreclosed Property	657,540.00
MUNICIPAL FUNCTIONS TOTAL	10,208,543.03	4c Apartments 580 23.21	93,569,450.00	Emergencies & Other Deferred Charges	
CAPITAL IMPROVEMENTS *MEMO*	40,000.00	Total 4511	424,704,719.00	State and Federal Aid Receivable	3,385.81
DEBT SERVICE		Land Area 1.12 Sq. Miles		Other Receivables	321,101.06
Principal Payments	1,257,000.00	Net Valuation Taxable-Municipal	431,258,535	Total	4,283,419.78
Interest Payments	1,051,657.75	Net Valuation Taxable-County	505,369,094	LIABILITIES, RESERVES, AND SURPLUS	
TYPE I SCHL DEBT *MEMO	23,430.00	State Equalized Valuation	519,680,622	Cash Liabilities	784,366.12
DEFERRED CHARGES		State Equalization Ratio	82.77	Reserves for Receivables	2,894,491.97
SCHOOL, COUNTY, SPECIAL DISTRICT TAXES	6,693,273.15			Surplus Dec. 31, 1989	604,561.69
RESERVE FOR UNCOLLECTED TAXES	1,337,339.69			Total	4,283,419.78
EXPENDITURES TOTAL	20,797,059.05				

Population 1980 4,149
 Population 1990 3,631
 S & P Rating
 Moody Rating A

General Tax Rate Per \$100. 2.02
 State Equalized Tax Rate 1.51

WILDWOOD CREST BORO - CAPE MAY CO.

Form of Government:

Commission (1911)

Number of Members on Governing Body - 3

PER CAPITA:

Gross Debt 2,453.66
 Net Debt 2,435.76
 Debt Service 303.42
 Total Tax Levy 2,799.45
 Municipal Expenditures 2,467.50

PER CENT:

Gross Debt 1.43
 Net Debt 1.42
 Tax Levy Collected 93.58
 Tax Levy Cancelled, Abated or Adjusted

EXPENDITURES		REVENUES-REALIZED		1989 PROPERTY TAX		
GENERAL GOVERNMENT		REVENUES-REALIZED		STATE EQUALIZED TAX RATE 1.51		
Governing Body & Public Boards	5,224.50	1989 Property Taxes Collected	9,511,309.55	Local District School Taxes	43	
Municipal Clerk		1989 Payments in Lieu of Taxes		Regional & Consolidated School Tax		
Financial Administration	115,574.99	Delinquent Tax & Lien Collections	555,914.09	School Taxes in Municipal Budget		
Assessment of Taxes	47,043.39	Business Personalty Replacement Taxes	124,307.52	County Taxes	.41	
Collection of Taxes	70,831.86	Taxes from Public Utilities	374,467.00	County Library Taxes	.02	
Planning, Housing & Development	43,599.96	Other Miscellaneous Tax Revenues		Local Municipal Purpose Taxes	.65	
Human Resources	59,611.54	State Aid Revenues	90,980.79	Veteran & Senior Citizen Taxes		
Elections		Federal Aid Revenues		Total Taxes for Rate Computation	1.51	
General Administration (other)	466,272.22	State and Local Fiscal Assistance Act Utilized		Special District Taxes		
JUDICIARY		Sole of Acquired Property		Bank Corp. Taxes		
Municipal Courts	96,950.33	Other Miscellaneous Revenues	3,569,011.90	Added and Omitted Taxes	38,796.35	
PUBLIC SAFETY		Total	14,225,990.35	Total Taxes Levied - ABSTRACT	10,164,805.89	
Fire Protection	137,779.39	Prior Years Surplus Appropriated	584,052.98	Total Taxes Billed	10,163,411.03	
Police Protection	1,215,150.32	REVENUES TOTAL	14,810,043.83	1989 TAXES COLLECTED	9,511,309.55	
Civil Defense & Disaster Control	1,600.00	Reserve For Uncollected Taxes	737,163.37	1989 Taxes Cancelled, Abated or Adjusted	267.19	
Environmental Inspection & Control	96,607.54	CAPITAL OUTLAY TOTAL 4,265,186.91		Transfer to Tax Title Liens or Foreclosed	3,103.77	
Other Public Safety		Public Enterprises		Balance Outstanding Dec. 31, 1989	648,730.72	
PUBLIC WORKS		Recreation-Culture	7,617.49	PRIOR YEARS TAXES OUTSTANDING		
Streets and Drainage	113,000.00	Public Works	143,640.11	Balance January 1, 1989	740,721.24	
Sewers and Sewage Processing	2,129,788.13	Buildings and Grounds	4,113,929.31	Collected in 1989	538,886.15	
Garbage and Trash Disposal	511,000.00	Library and Education		Cancelled, Abated or Adjusted 1989	2,205.00	
Public Buildings and Grounds	46,919.11	Conservation		Transfers to Tax Title Liens or Foreclosed		
Other Public Works	354,810.84	All Other		Balance December 31, 1989	199,630.09	
HEALTH and WELFARE		CAPITAL DEBT AUTHORIZED, DECEMBER 31, 1989				
Health Services Except Environmental	150.00	ISSUED AND UNISSUED	GROSS DEBT	NET DEBT		
Welfare-Public Assistance	5,330.00	School	65,000			
Hospital, Clinics, First Aid		Self-Liquidating				
Animal, Insect, & Radent Control	5,150.04	Other	8,844,230	8,844,230		
Other Welfare Services		Total	8,909,230	8,844,230		
RECREATION and CONSERVATION		ISSUED AND OUTSTANDING				
Beaches and Boardwalks	411,131.46	School	65,000.00			
Parks, Playgrounds, Shade Trees	21,000.00	Self-Liquidating				
Land Reclamation & Conservation	94,433.96	Other	8,730,000.00			
Other Recreational Services	117,432.75	Total	8,795,000.00			
EDUCATION (excluding schools)		EQUALIZED VALUATION BASIS				
Libraries		FOR NET DEBT COMPUTATION 624,787,319				
Other Educational Services	411,314.10	REAL PROPERTY VALUATIONS				
STATUTORY EXPENDITURES		Code	Class	# of Parcels	% VAL'N	ASSESSED VALUATION
Pensions & F. I. C. A.	440,300.00	1	Vacant Land	182	2.66	13,293,550.00
Employee Fringe Benefits	5,000.00	2	Residential	3489	64.17	320,702,750.00
Other Statutory Expenditures		3	Farm			
CETA And Other Public Employment Programs	7,031,396.93	4a	Commercial	219	30.67	153,271,500.00
MUNICIPAL FUNCTIONS TOTAL 7,031,396.93		4b	Industrial			
CAPITAL IMPROVEMENTS *MEMO* 68,000.00		4c	Apartments	76	2.50	12,499,700.00
DEBT SERVICE		Total		3966		499,767,500.00
Principal Payments	660,000.00	Land Area	1.03 Sq. Miles			
Interest Payments	441,726.15	Net Valuation Taxable-Municipal		500,722,754		
DEFERRED CHARGES 89,217.98		Net Valuation Taxable-County		638,257,280		
SCHOOL, COUNTY, SPECIAL DISTRICT TAXES	5,746,068.80	State Equalized Valuation		671,694,081		
RESERVE FOR UNCOLLECTED TAXES	737,163.37	State Equalization Ratio		74.51		
EXPENDITURES TOTAL	14,705,573.23					
				CURRENT FINANCES DECEMBER 31, 1989		
				ASSETS		
				Cash Dec. 31, 1989	1,901,327.46	
				Taxes Receivable	848,360.81	
				Tax Title Liens	7,758.84	
				Foreclosed Property		
				Emergencies & Other Deferred Charges	137,392.00	
				State and Federal Aid Receivable	970.44	
				Other Receivables	227,202.77	
				Total	3,123,012.32	
				LIABILITIES, RESERVES, AND SURPLUS		
				Cash Liabilities	680,405.37	
				Reserves for Receivables	1,083,322.42	
				Surplus Dec. 31, 1989	1,359,284.53	
				Total	3,123,012.32	

0338

Population 1980 39,912
 Population 1990 36,291
 S & P Rating
 Moody Rating A

General Tax Rate Per \$100. 2.75
 State Equalized Tax Rate 2.45

WILLINGBORO TWP. - BURLINGTON CO.
 Form of Government:
Council-Manager Plan E (OMCL 50)
 Number of Members on Governing Body - 5

PER CAPITA:
 Gross Debt 317,890
 Net Debt 196,230
 Debt Service 23,540
 Total Tax Levy 675,290
 Municipal Expenditures 378,120

PER CENT:
 Gross Debt 1.32
 Net Debt .82
 Tax Levy Collected 96.53
 Tax Levy Cancelled, Abated or Adjusted .09

EXPENDITURES		REVENUES-REALIZED		1989 PROPERTY TAX		
GENERAL GOVERNMENT		REVENUES-REALIZED		STATE EQUALIZED TAX RATE 1.13		
Governing Body & Public Boards	33,707.00	1989 Property Taxes Collected	23,665,805.51	Local District School Taxes	11,286,864.00	
Municipal Clerk	86,675.00	1989 Payments in Lieu of Taxes		Regional & Consolidated School Tax		
Financial Administration	142,456.00	Delinquent Tax & Lien Collections	633,533.24	School Taxes in Municipal Budget		
Assessment of Taxes	76,656.00	Business Personalty Replacement Taxes	146,372.64	County Taxes	5,157,995.54	
Collection of Taxes	71,928.00	Taxes from Public Utilities	1,664,432.00	County Library Taxes		
Planning, Housing & Development	34,280.00	Other Miscellaneous Tax Revenues		Local Municipal Purpose Taxes	7,977,500.00	
Human Resources	567,609.98	State Aid Revenues	1,237,920.97	Veteran & Senior Citizen Taxes	189,700.00	
Elections		Federal Aid Revenues		Total Taxes for Rate Computation	2.45 24,612,059.54	
General Administration (other)	790,239.00	State and Local Fiscal Assistance Act Utilized		Special District Taxes		
JUDICIARY		Sale of Acquired Property		Bank Corp. Taxes		
Municipal Courts	139,074.00	Other Miscellaneous Revenues	1,559,659.63	Added and Omitted Taxes	84,552.90	
PUBLIC SAFETY		Total	28,957,723.99	Total Taxes Levied - ABSTRACT	24,500,912.44	
Fire Protection	277,839.00	Prior Years Surplus Appropriated	922,300.00	Total Taxes Billed	24,515,637.39	
Police Protection	3,297,603.70	REVENUES TOTAL	29,330,023.99	1989 TAXES COLLECTED	23,065,805.51	
Civil Defense & Disaster Control	1,020.00	Reserve For Uncollected Taxes	1,150,800.00	1989 Taxes Cancelled, Abated or Adjusted	21,521.11	
Environmental Inspection & Control	242,534.00	CAPITAL OUTLAY TOTAL 1,798,174.72		Transfer to Tax Title Liens or Foreclosed		
Other Public Safety		Public Enterprises		Balance Outstanding Dec. 31, 1989	328,250.77	
PUBLIC WORKS		Recreation-Culture	80,750.13	PRIOR YEARS TAXES OUTSTANDING		
Streets and Drainage	1,083,502.00	Public Works	1,631,702.52	Balance January 1, 1989	537,377.96	
Sewers and Sewage Processing		Buildings and Grounds	25,722.07	Collected in 1989	516,849.10	
Garbage and Trash Disposal	1,763,440.00	Library and Education		Cancelled, Abated or Adjusted 1989	372.52	
Public Buildings and Grounds	180,937.00	Conservation		Transfers to Tax Title Liens or Foreclosed		
Other Public Works	55,730.00	All Other		Balance December 31, 1989	20,656.34	
HEALTH and WELFARE		CAPITAL DEBT AUTHORIZED, DECEMBER 31, 1989		TAX TITLE LIENS OUTSTANDING		
Health Services Except Environmental	19,033.00	ISSUED AND UNISSUED	GROSS DEBT	NET DEBT		
Welfare-Public Assistance	22,373.00	Schaal	4,415,000			
Hospital, Clinics, First Aid		Self-Liquidating				
Animal, Insect, & Rodent Control		Other	7,121,498	7,121,498		
Other Welfare Services	21,190.00	Total	11,536,498	7,121,498		
RECREATION and CONSERVATION		ISSUED AND OUTSTANDING		PROPERTY ACQUIRED BY DEED OR FORECLOSURE		
Beaches and Boardwalks		Schaal	4,415,000.00	Balance January 1, 1989	1,430.00	
Parks, Playgrounds, Shade Trees		Self-Liquidating		Transfers From Taxes or Liens		
Land Reclamation & Conservation	112,215.00	Other	7,117,230.00	Sale for Cash (1989)		
Other Recreational Services	348,350.00	Total	11,532,230.00	Cancelled, Abated or Adjusted (1989)		
EDUCATION (excluding schools)		EQUALIZED VALUATION BASIS FOR NET DEBT COMPUTATION		CURRENT FINANCES DECEMBER 31, 1989		
Libraries	661,341.00	REAL PROPERTY VALUATIONS		ASSETS		
Other Educational Services		Code	Class	# of Parcels	% VAL'N	ASSESSED VALUATION
STATUTORY EXPENDITURES		1	Vacant Land	224	.56	5,802,200.00
Pensions & F. L. C. A.	951,033.70	2	Residential	10903	93.56	827,229,630.00
Employee Fringe Benefits	458,481.00	3	Farm	5	.02	213,600.00
Other Statutory Expenditures	2,000.00	4a	Commercial	147	5.11	45,171,380.00
CETA And Other Public Employment Programs		4b	Industrial	10	.55	5,726,370.00
MUNICIPAL FUNCTIONS TOTAL	11,441,997.44	4c	Apartments			
CAPITAL IMPROVEMENTS * MEMO *	100,000.00	Total	11349			384,143,180.00
DEBT SERVICE		Land Area 7.60 Sq. Miles		Net Valuation Taxable-Municipal		583,403,021
Principal Payments	475,000.00	Net Valuation Taxable-County		Net Valuation Taxable-County		835,367,954
Interest Payments	379,392.81	State Equalized Valuation		State Equalized Valuation		995,118,493
DEFERRED CHARGES		State Equalization Ratio		State Equalization Ratio		89.23
SCHOOL, COUNTY, SPECIAL DISTRICT TAXES	274,993.26	Cash Dec. 31, 1989		Taxes Receivable		7,969,036.87
RESERVE FOR UNCOLLECTED TAXES	16,444,859.54	Reserves for Receivables		Tax Title Liens		343,907.11
EXPENDITURES TOTAL	30,167,043.05	Surplus Dec. 31, 1989		Foreclosed Property		3,555.17
		Total		Emergencies & Other Deferred Charges		1,430.00
				State and Federal Aid Receivable		265,201.93
				Other Receivables		9,411.86
				Other Receivables		1,442,186.78
				Total		10,539,730.72
				LIABILITIES, RESERVES, AND SURPLUS		
				Cash Liabilities		0,067,406.90
				Reserves for Receivables		2,296,080.06
				Surplus Dec. 31, 1989		1,576,245.76
				Total		10,539,730.72

2021

Population 1980 1,735
 Population 1990 1,576
 S & P Rating
 Moody Rating

General Tax Rate Per \$100. 57.74
 State Equalized Tax Rate 11.36

WINFIELD TOWNSHIP - UNION COUNTY

Form of Government:

Township Committee

Number of Members on Governing Body - 3

PER CAPITA:

Gross Debt 97.03
 Net Debt 39.97
 Debt Service
 Total Tax Levy 600.71
 Municipal Expenditures 373.35

PER CENT:

Gross Debt 2.10
 Net Debt .87
 Tax Levy Collected 100.00
 Tax Levy Cancelled, Abated or Adjusted

EXPENDITURES		REVENUES-REALIZED			1989 PROPERTY TAX	
GENERAL GOVERNMENT					STATE EQUALIZED TAX RATE	
Governing Body & Public Boards		1989 Property Taxes Collected		946,726.11	Local District School Taxes	6.57
Municipal Clerk		1989 Payments in Lieu of Taxes			Regional & Consolidated School Tax	
Financial Administration	13,027.00	Delinquent Tax & Lien Collections			School Taxes in Municipal Budget	
Assessment of Taxes	1,100.00	Business Personalty Replacement Taxes		4,648.63	County Taxes	.45
Collection of Taxes	350.00	Taxes from Public Utilities		41,432.00	County Library Taxes	
Planning, Housing & Development		Other Miscellaneous Tax Revenues			Local Municipal Purpose Taxes	4.24
Human Resources	24,733.00	State Aid Revenues		129,137.50	Veteran & Senior Citizen Taxes	
Elections		Federal Aid Revenues			Total Taxes for Rate Computation	11.36
General Administration (other)	115,853.00	State and Local Fiscal Assistance Act Utilized			Special District Taxes	
JUDICIARY		Sale of Acquired Property			Bank Corp. Taxes	
Municipal Courts	7,959.00	Other Miscellaneous Revenues		63,820.50	Added and Omitted Taxes	
PUBLIC SAFETY					Total Taxes Levied - ABSTRACT	946,714.43
Fire Protection	12,575.29				Total Taxes Billed	946,726.11
Police Protection	215,522.77				1989 TAXES COLLECTED	946,726.11
Civil Defense & Disaster Control	250.00				1989 Taxes Cancelled, Abated or Adjusted	
Environmental Inspection & Control	2,441.00				Transfer to Tax Title Liens or Foreclosed	
Other Public Safety					Balance Outstanding Dec. 31, 1989	
PUBLIC WORKS		CAPITAL OUTLAY	TOTAL	159,564.15	PRIOR YEARS TAXES OUTSTANDING	
Streets and Drainage	13,000.00	Public Enterprises			Balance January 1, 1989	
Sewers and Sewage Processing	2,100.00	Recreation-Culture			Collected in 1989	
Garbage and Trash Disposal		Public Works		3,337.38	Cancelled, Abated or Adjusted 1989	
Public Buildings and Grounds	20,433.72	Buildings and Grounds		156,246.27	Transfers to Tax Title Liens or Foreclosed	
Other Public Works	19.00	Library and Education			Balance December 31, 1989	
HEALTH and WELFARE		Conservation			TAX TITLE LIENS OUTSTANDING	
Health Services Except Environmental	27,322.00	All Other			Balance January 1, 1989	
Welfare-Public Assistance	2,507.00				Transfer From Taxes	
Hospital, Clinics, First Aid					Redeemed in 1989	
Animal, Insect, & Rodent Control	2,400.00				Cancelled, Abated or Adjusted (1989)	
Other Welfare Services					Transfers to Foreclosed Property	
RECREATION and CONSERVATION					Balance December 31, 1989	
Beaches and Boardwalks					PROPERTY ACQUIRED BY DEED OR FORECLOSURE	
Parks, Playgrounds, Shade Trees					Balance January 1, 1989	
Land Reclamation & Conservation					Transfers From Taxes or Liens	
Other Recreational Services	2,750.00				Sale for Cash (1989)	
EDUCATION (excluding schools)					Cancelled, Abated or Adjusted (1989)	
Libraries					Balance December 31, 1989	
Other Educational Services					CURRENT FINANCES DECEMBER 31, 1989	
STATUTORY EXPENDITURES					ASSETS	
Pensions & F. I. C. A.	35,501.00				Cash Dec. 31, 1989	319,571.66
Employee Fringe Benefits	47,000.00				Taxes Receivable	
Other Statutory Expenditures					Tax Title Liens	
CETA And Other Public Employment Programs					Foreclosed Property	
MUNICIPAL FUNCTIONS					Emergencies & Other Deferred Charges	
CAPITAL IMPROVEMENTS					State and Federal Aid Receivable	
DEBT SERVICE					Other Receivables	76,311.43
Principal Payments					Total	395,883.09
Interest Payments					LIABILITIES, RESERVES, AND SURPLUS	
DEFERRED CHARGES					Cash Liabilities	88,893.04
SCHOOL, COUNTY, SPECIAL DISTRICT TAXES	43,000.00				Reserves for Receivables	76,311.43
RESERVE FOR UNCOLLECTED TAXES	593,615.90				Surplus Dec. 31, 1989	230,678.62
EXPENDITURES					Total	395,883.09
TOTAL	1,190,679.68					

0436

Population 1980 20,034
 Population 1990 30,087
 S & P Rating
 Moody Rating AAA

General Tax Rate Per \$100. 5.32
 State Equalized Tax Rate 2.55

WINSLOW TOWNSHIP - CAMDEN COUNTY

Form of Government:

Township Committee

Number of Members on Governing Body - 7

PER CAPITA:

Gross Debt 800.55
 Net Debt 178.64
 Debt Service 15.96
 Total Tax Levy 677.20
 Municipal Expenditures 420.65

PER CENT:

Gross Debt 3.77
 Net Debt .84
 Tax Levy Collected 92.82
 Tax Levy Cancelled, Abated or Adjusted .11

EXPENDITURES		REVENUES-REALIZED		1989 PROPERTY TAX	
GENERAL GOVERNMENT		REVENUES-REALIZED		STATE EQUALIZED TAX RATE	
Governing Body & Public Boards		1989 Property Taxes Collected	18,921,037.79	Local District School Taxes	.57
Municipal Clerk		1989 Payments in Lieu of Taxes		Regional & Consolidated School Tax	.54
Financial Administration	170,950.00	Delinquent Tax & Lien Collections	957,527.80	School Taxes in Municipal Budget	
Assessment of Taxes	141,300.00	Business Personality Replacement Taxes	177,907.34	County Taxes	.91
Collection of Taxes	159,900.00	Taxes from Public Utilities	4,237,635.00	County Library Taxes	.02
Planning, Housing & Development	92,500.00	Other Miscellaneous Tax Revenues		Local Municipal Purpose Taxes	.51
Human Resources	195,305.73	State Aid Revenues	932,640.15	Veteran & Senior Citizen Taxes	
Elections	16,200.00	Federal Aid Revenues		Total Taxes for Rate Computation	2.55
General Administration (other)	942,702.00	State and Local Fiscal Assistance Act Utilized		Special District Taxes	
JUDICIARY		Sale of Acquired Property		Bank Corp. Taxes	
Municipal Courts	193,350.00	Other Miscellaneous Revenues	3,679,164.40	Added and Omitted Taxes	978,938.03
PUBLIC SAFETY		Total	22,925,912.98	Total Taxes Levied - ABSTRACT	20,374,891.56
Fire Protection	423,243.59	Prior Years Surplus Appropriated	300,000.00	Total Taxes Billed	20,385,375.85
Police Protection	2,944,371.41	REVENUES TOTAL	22,225,912.98	1989 TAXES COLLECTED	18,921,037.79
Civil Defense & Disaster Control	7,510.47	Reserve For Uncollected Taxes	1,437,000.00	1989 Taxes Cancelled, Abated or Adjusted	22,630.72
Environmental Inspection & Control	239,900.00	CAPITAL OUTLAY TOTAL	2,462,505.64	Transfer to Tax Title Liens or Foreclosed	104,441.76
Other Public Safety		Public Enterprises	2,170,358.29	Balance Outstanding Dec. 31, 1989	1,337,265.58
PUBLIC WORKS		Recreation-Culture		PRIOR YEARS TAXES OUTSTANDING	
Streets and Drainage	1,371,342.50	Public Works	275,795.35	Balance January 1, 1989	1,055,359.14
Sewers and Sewage Processing		Buildings and Grounds	15,352.00	Collected in 1989	916,412.05
Garbage and Trash Disposal	1,273,750.00	Library and Education		Cancelled, Abated or Adjusted 1989	869.58
Public Buildings and Grounds	327,400.00	Conservation		Transfers to Tax Title Liens or Foreclosed	18,017.46
Other Public Works	115,000.00	All Other		Balance December 31, 1989	120,060.05
HEALTH and WELFARE		CAPITAL DEBT AUTHORIZED, DECEMBER 31, 1989		TAX TITLE LIENS OUTSTANDING	
Health Services Except Environmental	30,529.00	ISSUED AND UNISSUED		Balance January 1, 1989	287,060.86
Welfare-Public Assistance	54,430.00	School	9,611,598.32	Transfer From Taxes	125,676.91
Hospital, Clinics, First Aid		Self-Liquidating	10,098,328.33	Redeemed in 1989	41,115.75
Animal, Insect, & Rabid Control	2,000.00	Other	5,376,250.00	Cancelled, Abated or Adjusted (1989)	
Other Welfare Services		Total	24,086,176.65	Transfers to Foreclosed Property	
RECREATION and CONSERVATION		ISSUED AND OUTSTANDING		Balance December 31, 1989	371,622.02
Beaches and Boardwalks		School	9,611,598.32	PROPERTY ACQUIRED BY DEED OR FORECLOSURE	
Parks, Playgrounds, Shade Trees	213,530.80	Self-Liquidating	9,557,328.66	Balance January 1, 1989	2,253,169.50
Land Reclamation & Conservation	15,537.28	Other	3,090,000.00	Transfers From Taxes or Liens	
Other Recreational Services	18,300.00	Total	18,537,926.98	Sale for Cash (1989)	
EDUCATION (excluding schools)		EQUALIZED VALUATION BASIS FOR NET DEBT COMPUTATION	638,618,555	Cancelled, Abated or Adjusted (1989)	54,500.00
Libraries		REAL PROPERTY VALUATIONS		Balance December 31, 1989	2,198,669.50
Other Educational Services	65,733.94	Code Class # of Parcels % VAL'N ASSESSED VALUATION		CURRENT FINANCES DECEMBER 31, 1989	
STATUTORY EXPENDITURES		1 Vacant Land 2531 7.52 27,106,800.00		ASSETS	
Pensions & F. L. C. A.	850,000.00	2 Residential 7787 75.84 273,405,700.00		Cash Dec. 31, 1989	8,359,633.68
Employee Fringe Benefits	336,000.00	3 Farm 757 2.38 10,411,850.00		Taxes Receivable	1,457,325.63
Other Statutory Expenditures	20,000.00	4a Commercial 137 6.49 23,379,700.00		Tax Title Liens	371,622.02
CETA And Other Public Employment Programs		4b Industrial 21 4.51 16,246,500.00		Foreclosed Property	2,198,669.50
MUNICIPAL FUNCTIONS TOTAL	10,738,986.72	4c Apartments 27 2.76 9,934,000.00		Emergencies & Other Deferred Charges	
CAPITAL IMPROVEMENTS * MEMO *	100,000.00	Total 11310 360,434,550.00		State and Federal Aid Receivable	44,623.90
DEBT SERVICE		Land Area 57.78 Sq. Miles		Other Receivables	345,530.40
Principal Payments	200,000.00	Net Valuation Taxable-Municipal	364,851,178	Total	12,777,405.13
Interest Payments	287,000.00	Net Valuation Taxable-County	686,952,017	LIABILITIES, RESERVES, AND SURPLUS	
DEFERRED CHARGES		State Equalized Valuation	756,159,174	Cash Liabilities	5,922,711.85
SCHOOL, COUNTY, SPECIAL DISTRICT TAXES	15,523,933.53	State Equalization Ratio	47.95	Reserves for Receivables	4,373,147.55
RESERVE FOR UNCOLLECTED TAXES	1,437,000.00			Surplus Dec. 31, 1989	2,481,545.73
EXPENDITURES TOTAL	23,185,020.25			Total	12,777,405.13

Population 1980 7,924
 Population 1990 7,505
 S & P Rating
 Moody Rating A

General Tax Rate Per \$100. 3.03
 State Equalized Tax Rate 1.51

WOOD-RIDGE BOROUGH - BERGEN CO.

Form of Government:

Borough Council

Number of Members on Governing Body - 6

PER CAPITA:

Gross Debt 1,066.81
 Net Debt 1,066.81
 Debt Service 62.64
 Total Tax Levy 1,266.86
 Municipal Expenditures 659.46

PER CENT:

Gross Debt 1.38
 Net Debt 1.38
 Tax Levy Collected 98.80
 Tax Levy Cancelled, Abated or Adjusted .04

EXPENDITURES		REVENUES-REALIZED			1989 PROPERTY TAX	
GENERAL GOVERNMENT		REVENUES-REALIZED			STATE EQUALIZED TAX RATE .74	
Governing Body & Public Boards		1989 Property Taxes Collected	9,424,258.00	Local District School Taxes		4,651,139.00
Municipal Clerk		1989 Payments in Lieu of Taxes		Regional & Consolidated Schaal Tax		
Financial Administration	39,573.85	Delinquent Tax & Lien Collections	83,910.00	School Taxes in Municipal Budget		
Assessment of Taxes	16,368.00	Business Personalty Replacement Taxes	403,495.00	County Taxes	.24	1,532,819.18
Collection of Taxes	36,472.00	Taxes from Public Utilities	457,550.00	County Library Taxes		
Planning, Housing & Development	29,103.00	Other Miscellaneous Tax Revenues		Local Municipal Purpose Taxes	.52	3,295,072.00
Human Resources	67,202.90	State Aid Revenues	101,034.00	Veteran & Senior Citizen Taxes		110,900.00
Elections	36,955.00	Federal Aid Revenues	9,807.00	Total Taxes for Rate Computation	1.50	9,589,930.18
General Administration (other)	383,255.95	State and Local Fiscal Assistance Act Utilized		Special District Taxes		
JUDICIARY		Sole of Acquired Property		Bank Corp. Taxes		
Municipal Courts	38,398.00	Other Miscellaneous Revenues	396,346.84	Added and Omitted Taxes		30,037.73
PUBLIC SAFETY		Total	10,876,401.52	Total Taxes Levied - ABSTRACT		9,509,067.91
Fire Protection	161,212.21	Prior Years Surplus Appropriated	400,000.00	Total Taxes Billed		9,538,674.56
Police Protection	910,877.00	REVENUES TOTAL	11,276,401.52	1989 TAXES COLLECTED		9,424,258.68
Civil Defense & Disaster Control	875.00	Reserve For Uncollected Taxes	219,158.43	1989 Taxes Cancelled, Abated or Adjusted		4,282.17
Environmental Inspection & Control	66,370.00	CAPITAL OUTLAY TOTAL 784,280.20		Transfer to Tax Title Liens or Foreclosed		54.54
Other Public Safety		Public Enterprises		Balance Outstanding Dec. 31, 1989		110,079.17
PUBLIC WORKS		Recreation-Culture	725.91	PRIOR YEARS TAXES OUTSTANDING		
Streets and Drainage	293,257.00	Public Works	454,491.85	Balance January 1, 1989		83,933.57
Sewers and Sewage Processing	229,765.98	Buildings and Grounds	329,062.44	Collected in 1989		83,910.32
Garbage and Trash Disposal	643,000.00	Library and Education		Cancelled, Abated or Adjusted 1989		
Public Buildings and Grounds	129,829.00	Conservation		Transfers to Tax Title Liens or Foreclosed		
Other Public Works	25,016.00	All Other		Balance December 31, 1989		23.25
HEALTH and WELFARE		CAPITAL DEBT AUTHORIZED, DECEMBER 31, 1989			TAX TITLE LIENS OUTSTANDING	
Health Services Except Environmental	57,825.33	ISSUED AND UNISSUED	GROSS DEBT	NET DEBT		
Welfare-Public Assistance	14,271.00	School				
Hospital, Clinics, First Aid		Self-Liquidating				
Animal, Insect, & Rodent Control		Other	8,007,450	8,007,450		
Other Welfare Services		Total	8,007,450	8,007,450		
RECREATION and CONSERVATION		ISSUED AND OUTSTANDING			PROPERTY ACQUIRED BY DEED OR FORECLOSURE	
Beaches and Boardwalks		School				
Parks, Playgrounds, Shade Trees	37,336.00	Self-Liquidating				
Land Reclamation & Conservation	188,855.30	Other				
Other Recreational Services	34,561.00	Total				
EDUCATION (excluding schools)		EQUALIZED VALUATION BASIS			CURRENT FINANCES DECEMBER 31, 1989	
Libraries	145,000.00	FOR NET DEBT COMPUTATION			ASSETS	
Other Educational Services		REAL PROPERTY VALUATIONS			Cash Dec. 31, 1989	
STATUTORY EXPENDITURES		Code	Class	# of Parcels	% VAL'N	ASSESSED VALUATION
Pensions & F. I. C. A.	307,128.73	1	Vacant Land	46	1.02	3,196,900.00
Employee Fringe Benefits	226,600.00	2	Residential	2448	74.80	234,346,200.00
Other Statutory Expenditures	8,000.00	3	Form			
CETA And Other Public Employment Programs		4a	Commercial	65	7.40	23,192,800.00
MUNICIPAL FUNCTIONS TOTAL 4,153,058.25		4b	Industrial	12	12.78	40,026,763.00
CAPITAL IMPROVEMENTS *MEMO* 65,000.00		4c	Apartments	17	4.00	12,526,200.00
DEBT SERVICE		Total		2588		313,288,863.00
Principal Payments	285,000.00	Land Area	1.10	Sq. Miles		
Interest Payments	185,208.00	Net Valuation Taxable-Municipal				313,816,397
DEFERRED CHARGES 107,444.81		Net Valuation Taxable-County				644,378,895
SCHOOL, COUNTY, SPECIAL DISTRICT TAXES 6,183,958.18		State Equalized Valuation				627,983,699
RESERVE FOR UNCOLLECTED TAXES 219,158.43		State Equalization Ratio				49.93
EXPENDITURES TOTAL 11,133,827.67					LIABILITIES, RESERVES, AND SURPLUS	
					Cash Liabilities	
					Reserves for Receivables	
					Surplus Dec. 31, 1989	
					Total	
					518,004.76	
					430,496.19	
					381,156.72	
					1,329,657.67	

0516

Population 1980 2,809
 Population 1990 2,678
 S & P Rating
 Moody Rating

General Tax Rate Per \$100. 2.80
 State Equalized Tax Rate 2.37

WOODBINE BOROUGH - CAPE MAY CO.

Form of Government:

Borough Council

Number of Members on Governing Body - 6

PER CAPITA:

Gross Debt 9.71
 Net Debt
 Debt Service
 Total Tax Levy 366.59
 Municipal Expenditures 411.56

PER CENT:

Gross Debt .08
 Net Debt
 Tax Levy Collected 78.80
 Tax Levy Cancelled, Abated or Adjusted

EXPENDITURES		REVENUES-REALIZED			1989 PROPERTY TAX		
GENERAL GOVERNMENT		REVENUES-REALIZED			STATE EQUALIZED TAX RATE		
Governing Body & Public Boards		1989 Property Taxes Collected		773,536.36	Local District School Taxes	1.35 537,229.75	
Municipal Clerk		1989 Payments in Lieu of Taxes			Regional & Consolidated School Tax		
Financial Administration	19,056.50	Delinquent Tax & Lien Collections		172,719.64	School Taxes in Municipal Budget		
Assessment of Taxes	8,673.73	Business Personalty Replacement Taxes		24,098.76	County Taxes	.40 158,619.99	
Collection of Taxes	20,596.54	Taxes from Public Utilities		30,433.00	County Library Taxes	.02 7,785.36	
Planning, Housing & Development	7,890.52	Other Miscellaneous Tax Revenues			Local Municipal Purpose Taxes	.60 240,511.30	
Human Resources	1,600.00	State Aid Revenues		251,945.13	Veteran & Senior Citizen Taxes		
Elections	1,377.78	Federal Aid Revenues			Total Taxes for Rate Computation	2.37 966,296.90	
General Administration (other)	157,817.24	State and Local Fiscal Assistance Act Utilized			Special District Taxes		
JUDICIARY		Sale of Acquired Property		133,105.00	Bank Corp. Taxes		
Municipal Courts	20,445.90	Other Miscellaneous Revenues		206,669.67	Added and Omitted Taxes		
PUBLIC SAFETY		Total		1,662,507.06	Total Taxes Levied - ABSTRACT	981,778.29	
Fire Protection	30,873.57	Prior Years Surplus Appropriated		300,000.00	Total Taxes Billed	981,705.94	
Police Protection	10,458.72	REVENUES TOTAL		1,962,507.06	1989 TAXES COLLECTED	773,536.36	
Civil Defense & Disaster Control	5,213.08	Reserve For Uncollected Taxes		225,280.32	1989 Taxes Cancelled, Abated or Adjusted		
Environmental Inspection & Control	3,955.53	CAPITAL OUTLAY	TOTAL	42,471.51	Transfer to Tax Title Liens or Foreclosed	21,156.60	
Other Public Safety		Public Enterprises			Balance Outstanding Dec. 31, 1989	127,010.42	
PUBLIC WORKS		Recreation-Culture			PRIOR YEARS TAXES OUTSTANDING		
Streets and Drainage	331,243.25	Public Works		21,849.15	Balance January 1, 1989	181,290.45	
Sewers and Sewage Processing		Buildings and Grounds		20,622.36	Collected in 1989	152,153.96	
Garbage and Trash Disposal	39,306.50	Library and Education			Cancelled, Abated or Adjusted 1989	9,038.21	
Public Buildings and Grounds	40,453.71	Conservation			Transfers to Tax Title Liens or Foreclosed	10,753.56	
Other Public Works		All Other			Balance December 31, 1989	9,344.72	
HEALTH and WELFARE		CAPITAL DEBT AUTHORIZED, DECEMBER 31, 1989			TAX TITLE LIENS OUTSTANDING		
Health Services Except Environmental		ISSUED AND UNISSUED	GROSS DEBT	NET DEBT	Balance January 1, 1989	48,021.07	
Welfare-Public Assistance	13,572.10	School	26,000		Transfer From Taxes	33,541.29	
Hospital, Clinics, First Aid		Self-Liquidating			Redeemed in 1989	20,565.08	
Animal, Insect, & Rodent Control	9,173.00	Other			Cancelled, Abated or Adjusted (1989)	3,531.25	
Other Welfare Services		Total	26,000		Transfers to Foreclosed Property	396.22	
RECREATION and CONSERVATION		ISSUED AND OUTSTANDING			Balance December 31, 1989	57,069.21	
Beaches and Boardwalks		School			PROPERTY ACQUIRED BY DEED OR FORECLOSURE		
Parks, Playgrounds, Shade Trees	2,401.84	Self-Liquidating			Balance January 1, 1989	277,444.28	
Land Reclamation & Conservation		Other			Transfers From Taxes or Liens	395.22	
Other Recreational Services	10,000.00	Total			Sale for Cash (1989)	153,105.00	
EDUCATION (excluding schools)		EQUALIZED VALUATION BASIS			Cancelled, Abated or Adjusted (1989)	28,900.00	
Libraries		FOR NET DEBT COMPUTATION		32,760,205	Balance December 31, 1989	95,335.50	
Other Educational Services		REAL PROPERTY VALUATIONS			CURRENT FINANCES DECEMBER 31, 1989		
STATUTORY EXPENDITURES		Code	Class	# of Parcels	% VAL'N	ASSETS	
Pensions & F. L. C. A.	33,507.95	1	Vacant Land	251	5.99	Cash Dec. 31, 1989	545,303.52
Employee Fringe Benefits	30,710.38	2	Residential	453	55.69	Taxes Receivable	190,355.20
Other Statutory Expenditures	2,500.00	3	Farm	51	4.57	Tax Title Liens	57,069.21
CETA And Other Public Employment Programs		4a	Commercial	304	26.45	Foreclosed Property	95,335.50
MUNICIPAL FUNCTIONS		4b	Industrial	7	3.53	Emergencies & Other Deferred Charges	12,463.09
CAPITAL IMPROVEMENTS		4c	Apartments	2	3.35	State and Federal Aid Receivable	2,627.10
DEBT SERVICE		Total	1128			Other Receivables	465,264.60
Principal Payments						Total	1,374,910.22
Interest Payments						LIABILITIES, RESERVES, AND SURPLUS	
DEFERRED CHARGES						Cash Liabilities	129,106.64
SCHOOL, COUNTY, SPECIAL DISTRICT TAXES	25,342.35					Reserves for Receivables	314,524.51
RESERVE FOR UNCOLLECTED TAXES	703,635.60					Surplus Dec. 31, 1989	431,227.07
EXPENDITURES TOTAL	1,805,772.25					Total	1,374,910.22

Population 1980 90,074
 Population 1990 93,086
 S & P Rating
 Moody Rating AA

General Tax Rate Per \$100. 3.59
 State Equalized Tax Rate 1.97

WOODBIDGE TWP. - MIDDLESEX COUNTY

Form of Government:

Mayor-Council Plan F (OMCL 50)

Number of Members on Governing Body - 9

PER CAPITA: Grass Debt 973.81 PER CENT: Grass Debt 1.67
 Net Debt 972.63 Net Debt 1.67
 Debt Service 71.39 Tax Levy Collected 96.06
 Total Tax Levy 1,381.68 Tax Levy Cancelled, Abated or Adjusted 50
 Municipal Expenditures 647.62

EXPENDITURES		REVENUES-REALIZED		1989 PROPERTY TAX	
GENERAL GOVERNMENT		1989 Property Taxes Collected		STATE EQUALIZED TAX RATE	
Governing Body & Public Boards	497,256.00	1989 Payments in Lieu of Taxes	57,700.76	Local District School Taxes	1.07
Municipal Clerk		Delinquent Tax & Lien Collections	2,773,342.11	Regional & Consolidated School Tax	
Financial Administration	267,823.00	Business Personalty Replacement Taxes	2,407,549.28	School Taxes in Municipal Budget	
Assessment of Taxes	133,179.00	Taxes from Public Utilities	13,472,210.00	County Taxes	.43
Collection of Taxes		Other Miscellaneous Tax Revenues	346,859.27	County Library Taxes	
Planning, Housing & Development	403,746.00	State Aid Revenues	1,752,709.68	Local Municipal Purpose Taxes	.46
Human Resources	1,647,339.00	Federal Aid Revenues		Veteran & Senior Citizen Taxes	
Elections		State and Local Fiscal Assistance Act Utilized		Total Taxes for Rate Computation	1.96
General Administration (other)	10,010,750.95	Sale of Acquired Property		Special District Taxes	
JUDICIARY		Other Miscellaneous Revenues	3,459,043.60	Bank Corp. Taxes	
Municipal Courts	504,146.37	Total	153,634,703.02	Added and Omitted Taxes	
PUBLIC SAFETY		Prior Years Surplus Appropriated	373,168.00	Total Taxes Levied - ABSTRACT	
Fire Protection		Reserve For Uncollected Taxes	3,800,000.00	Total Taxes Billed	128,615,342.07
Police Protection	8,019,034.72	CAPITAL OUTLAY	TOTAL	1989 TAXES COLLECTED	124,416,288.32
Civil Defense & Disaster Control	39,090.00	Public Enterprises	4,610.71	1989 Taxes Cancelled, Abated or Adjusted	637,843.78
Environmental Inspection & Control	954,073.83	Recreation-Culture	262,369.38	Transfer to Tax Title Liens or Foreclosed	145,347.80
Other Public Safety		Public Works	22,551,296.07	Balance Outstanding Dec. 31, 1989	3,519,446.79
PUBLIC WORKS		Buildings and Grounds	1,547,745.97	PRIOR YEARS TAXES OUTSTANDING	
Streets and Drainage	3,474,214.00	Library and Education	132,695.40	Balance January 1, 1989	2,956,137.35
Sewers and Sewage Processing	11,183,196.88	Conservation	15,065.92	Collected in 1989	2,645,872.67
Garbage and Trash Disposal		All Other		Cancelled, Abated or Adjusted 1989	255,513.79
Public Buildings and Grounds	360,953.00	CAPITAL DEBT AUTHORIZED, DECEMBER 31, 1989		Transfers to Tax Title Liens or Foreclosed	3,418.43
Other Public Works		ISSUED AND UNISSUED		Balance December 31, 1989	51,352.47
HEALTH and WELFARE		School		TAX TITLE LIENS OUTSTANDING	
Health Services Except Environmental	391,312.87	Self-Liquidating	109,405	Balance January 1, 1989	726,833.03
Welfare-Public Assistance	70,446.03	Other	90,538,473	Transfer From Taxes	149,219.65
Hospital, Clinics, First Aid		Total	90,647,879	Redeemed in 1989	127,469.44
Animal, Insect, & Rodent Control		ISSUED AND OUTSTANDING		Cancelled, Abated or Adjusted (1989)	2,950.08
Other Welfare Services	79,021.83	School		Transfers to Foreclosed Property	
RECREATION and CONSERVATION		Self-Liquidating		Balance December 31, 1989	745,633.16
Beaches and Boardwalks		Other		PROPERTY ACQUIRED BY DEED OR	
Parks, Playgrounds, Shade Trees	1,527,736.00	Total		FORECLOSURE	
Land Reclamation & Conservation	106,422.00	EQUALIZED VALUATION BASIS		Balance January 1, 1989	1,558,181.45
Other Recreational Services	232,967.00	FOR NET DEBT COMPUTATION	5,427,655,399	Transfers From Taxes or Liens	
EDUCATION (excluding schools)		REAL PROPERTY VALUATIONS		Sale for Cash (1989)	
Libraries	3,249,999.97	Code Class # of Parcels % VAL'N	ASSESSED VALUATION	Cancelled, Abated or Adjusted (1989)	
Other Educational Services	116,745.00	1 Vacant Land 1666 2.28	77,208,600.00	Balance December 31, 1989	1,558,181.45
STATUTORY EXPENDITURES		2 Residential 25621 54.99	1,863,943,600.00	CURRENT FINANCES DECEMBER 31, 1989	
Pensions & F. L. C. A.	3,434,333.86	3 Farm		ASSETS	
Employee Fringe Benefits		4a Commercial 1081 22.10	749,038,800.00	Cash Dec. 31, 1989	30,786,638.37
Other Statutory Expenditures	30,000.00	4b Industrial 174 14.89	504,645,400.00	Taxes Receivable	3,570,779.26
CETA And Other Public Employment Programs		4c Apartments 61 5.75	194,973,000.00	Tax Title Liens	745,633.16
MUNICIPAL FUNCTIONS	TOTAL	Total 28603	3,389,809,400.00	Foreclosed Property	1,558,181.45
CAPITAL IMPROVEMENTS	* MEMO *	Land Area 23.10 Sq. Miles		Emergencies & Other Deferred Charges	1,161,517.89
DEBT SERVICE		Net Valuation Taxable-Municipal	3,410,764,000	State and Federal Aid Receivable	380,011.35
Principal Payments	3,815,000.00	Net Valuation Taxable-County	7,246,565,825	Other Receivables	150,207.94
Interest Payments	2,830,622.73	State Equalized Valuation	6,202,308,936	Total	38,352,969.42
DEFERRED CHARGES	2,729,539.58	State Equalization Ratio	54.84	LIABILITIES, RESERVES, AND SURPLUS	
SCHOOL, COUNTY, SPECIAL DISTRICT TAXES	99,066,420.26			Cash Liabilities	29,510,029.29
RESERVE FOR UNCOLLECTED TAXES	3,800,000.00			Reserves for Receivables	6,024,801.81
EXPENDITURES	TOTAL			Surplus Dec. 31, 1989	2,818,138.32
	158,885,424.88			Total	38,352,969.42

Population 1980 10,353
 Population 1990 10,904
 S & P Rating
 Moody Rating

General Tax Rate Per \$100. 3.93
 State Equalized Tax Rate 2.49

WOODBURY CITY - GLOUCESTER COUNTY

Form of Government:

Special Charter (P.L. 1870 c. 271)

Number of Members on Governing Body - 9

PER CAPITA:

Gross Debt 314.61
 Net Debt 314.61
 Debt Service 26.45
 Total Tax Levy 783.34
 Municipal Expenditures 475.89

PER CENT:

Gross Debt 1.21
 Net Debt 1.21
 Tax Levy Collected 94.40
 Tax Levy Cancelled, Abated or Adjusted .11

EXPENDITURES		REVENUES-REALIZED			1989 PROPERTY TAX	
GENERAL GOVERNMENT					STATE EQUALIZED TAX RATE	
Governing Body & Public Boards	27,200.00	1989 Property Taxes Collected	8,076,955.90		Local District School Taxes	3,337,640.51
Municipal Clerk	53,731.30	1989 Payments in Lieu of Taxes			Regional & Consolidated School Tax	
Financial Administration	30,900.00	Delinquent Tax & Lien Collections	469,210.46		School Taxes in Municipal Budget	
Assessment of Taxes	109,100.00	Business Penalty Replacement Taxes	161,160.20		County Taxes	2,361,014.89
Collection of Taxes	33,200.00	Taxes from Public Utilities	762,232.00		County Library Taxes	
Planning, Housing & Development	44,250.00	Other Miscellaneous Tax Revenues			Local Municipal Purpose Taxes	2,670,089.54
Human Resources	110,052.56	State Aid Revenues	201,134.15		Veteran & Senior Citizen Taxes	103,150.00
Elections	3,800.00	Federal Aid Revenues			Total Taxes for Rate Computation	8,471,894.96
General Administration (other)	575,653.97	State and Local Fiscal Assistance Act Utilized			Special District Taxes	
JUDICIARY		Sale of Acquired Property			Bank Corp. Taxes	
Municipal Courts	109,919.85	Other Miscellaneous Revenues	721,147.63		Added and Omitted Taxes	172,772.71
PUBLIC SAFETY		Total	10,391,840.34		Total Taxes Levied - ABSTRACT	8,541,517.65
Fire Protection	294,939.45	Prior Years Surplus Appropriated	583,000.00		Total Taxes Billed	8,555,765.60
Police Protection	1,007,257.79	REVENUES TOTAL	10,974,840.34		1989 TAXES COLLECTED	8,076,955.90
Civil Defense & Disaster Control	6,500.00	Reserve For Uncollected Taxes	474,703.14		1989 Taxes Cancelled, Abated or Adjusted	9,463.93
Environmental Inspection & Control	113,500.00	CAPITAL OUTLAY TOTAL	1,303,465.79		Transfer to Tax Title Liens or Foreclosed	28,905.57
Other Public Safety		Public Enterprises	1,302,915.10		Balance Outstanding Dec. 31, 1989	440,440.20
PUBLIC WORKS		Recreation-Culture			PRIOR YEARS TAXES OUTSTANDING	
Streets and Drainage	172,946.15	Public Works	328,151.29		Balance January 1, 1989	451,148.82
Sewers and Sewage Processing	259,000.00	Buildings and Grounds	172,499.40		Collected in 1989	433,911.99
Garbage and Trash Disposal	190,200.00	Library and Education			Cancelled, Abated or Adjusted 1989	589.44
Public Buildings and Grounds	76,500.00	Conservation			Transfers to Tax Title Liens or Foreclosed	14,738.20
Other Public Works	37,000.00	All Other			Balance December 31, 1989	1,909.19
HEALTH and WELFARE		CAPITAL DEBT AUTHORIZED, DECEMBER 31, 1989			TAX TITLE LIENS OUTSTANDING	
Health Services Except Environmental	1,400.00	ISSUED AND UNISSUED	NET DEBT		Balance January 1, 1989	61,876.14
Welfare-Public Assistance	27,552.34	School	1,697,521	1,697,521	Transfer From Taxes	43,643.77
Hospital, Clinics, First Aid	4,200.00	Self-Liquidating	1,733,000	1,733,000	Redeemed in 1989	35,298.47
Animal, Insect, & Rodent Control		Other	3,430,521	3,430,521	Cancelled, Abated or Adjusted (1989)	
Other Welfare Services		Total			Transfers to Foreclosed Property	
RECREATION and CONSERVATION		ISSUED AND OUTSTANDING			Balance December 31, 1989	70,221.44
Beaches and Boardwalks	95,400.00	School	1,579,500.00		PROPERTY ACQUIRED BY DEED OR FORECLOSURE	
Parks, Playgrounds, Shade Trees		Self-Liquidating	1,294,000.00		Balance January 1, 1989	57,055.00
Land Reclamation & Conservation	16,450.00	Other	2,873,500.00		Transfers From Taxes or Liens	
Other Recreational Services		Total			Sale for Cash (1989)	
EDUCATION (excluding schools)		EQUALIZED VALUATION BASIS	284,049,163		Cancelled, Abated or Adjusted (1989)	
Libraries	96,000.00	FOR NET DEBT COMPUTATION			Balance December 31, 1989	57,055.00
Other Educational Services		REAL PROPERTY VALUATIONS			CURRENT FINANCES DECEMBER 31, 1989	
STATUTORY EXPENDITURES		Code Class # of Parcels % VAL'N	ASSESSED VALUATION		ASSETS	
Pensions & F.L.C. A.	685,033.36	1 Vacant Land 281 1.57	3,310,100.00		Cash Dec. 31, 1989	1,220,869.69
Employee Fringe Benefits	172,076.47	2 Residential 2924 70.41	148,697,000.00		Taxes Receivable	442,349.39
Other Statutory Expenditures		3 Farm 252 24.12	50,942,000.00		Tax Title Liens	70,221.44
CETA And Other Public Employment Programs		4a Commercial 6 .68	1,432,900.00		Foreclosed Property	57,055.00
MUNICIPAL FUNCTIONS TOTAL	4,425,863.65	4c Apartments 19 3.23	6,811,000.00		Emergencies & Other Deferred Charges	68,085.51
CAPITAL IMPROVEMENTS * MEMO *	25,000.00	Total 3432	211,193,000.00		State and Federal Aid Receivable	
DEBT SERVICE		Land Area 2.13 Sq. Miles			Other Receivables	86,030.76
Principal Payments	232,500.00	Net Valuation Taxable-Municipal	218,877,099		Total	1,944,611.79
Interest Payments	55,930.97	Net Valuation Taxable-County	301,161,422		LIABILITIES, RESERVES, AND SURPLUS	
DEFERRED CHARGES	126.59	State Equalized Valuation	333,097,042		Cash Liabilities	527,535.61
SCHOOL, COUNTY, SPECIAL DISTRICT TAXES	5,693,655.40	State Equalization Ratio	64.90		Reserves for Receivables	655,656.59
RESERVE FOR UNCOLLECTED TAXES	474,703.14				Surplus Dec. 31, 1989	761,419.59
EXPENDITURES TOTAL	10,887,779.75				Total	1,944,611.79

0823
 Population 1980 3,450
 Population 1990 3,392
 S & P Rating
 Moody Rating

General Tax Rate Per \$100. 2.62
 State Equalized Tax Rate 2.69

WOODBURY HGTS. BORO. - GLOU. CO.

Form of Government:

Borough Council

Number of Members on Governing Body - 6

PER CAPITA:

Gross Debt 565.65
 Net Debt 346.69
 Debt Service 46.58
 Total Tax Levy 981.52
 Municipal Expenditures 472.35

PER CENT:

Gross Debt 1.72
 Net Debt 1.05
 Tax Levy Collected 95.98
 Tax Levy Cancelled, Abated or Adjusted .79

EXPENDITURES		REVENUES-REALIZED		1989 PROPERTY TAX	
GENERAL GOVERNMENT		REVENUES-REALIZED		STATE EQUALIZED TAX RATE	
Governing Body & Public Boards		1989 Property Taxes Collected	3,199,320.04	Local District School Taxes	.56 686,136.50
Municipal Clerk		1989 Payments in Lieu of Taxes		Regional & Consolidated School Tax	.74 906,742.46
Financial Administration	42,670.00	Delinquent Tax & Lien Collections	123,137.22	School Taxes in Municipal Budget	
Assessment of Taxes	11,317.00	Business Personalty Replacement Taxes	41,968.00	County Taxes	.73 901,423.96
Collection of Taxes	3,775.00	Taxes from Public Utilities	214,555.00	County Library Taxes	.02 25,507.97
Planning, Housing & Development	9,620.00	Other Miscellaneous Tax Revenues		Local Municipal Purpose Taxes	.64 783,460.42
Human Resources	37,733.43	State Aid Revenues	143,771.55	Veteran & Senior Citizen Taxes	
Elections	1,050.00	Federal Aid Revenues		Total Taxes for Rote Computation	2.69 3,336,271.31
General Administration (other)	243,335.00	State and Local Fiscal Assistance Act Utilized		Special District Taxes	
JUDICIARY		State and Local Fiscal Assistance Act Utilized		Bank Corp. Taxes	
Municipal Courts	25,950.00	Sale of Acquired Property	222,747.78	Added and Omitted Taxes	26,057.63
PUBLIC SAFETY		Other Miscellaneous Revenues	222,747.78	Total Taxes Levied - ABSTRACT	3,329,328.94
Fire Protection	33,734.32	Total	3,945,499.59	Total Taxes Billed	3,333,385.00
Police Protection	259,890.79	Prior Years Surplus Appropriated	165,579.91	1989 TAXES COLLECTED	3,199,320.04
Civil Defense & Disaster Control	750.00	REVENUES TOTAL	4,111,079.50	1989 Taxes Cancelled, Abated or Adjusted	26,723.36
Environmental Inspection & Control	17,125.00	Reserve For Uncollected Taxes	164,179.91	Transfer to Tax Title Liens or Foreclosed	2,910.82
Other Public Safety		CAPITAL OUTLAY TOTAL	109,956.64	Balance Outstanding Dec. 31, 1989	104,880.78
PUBLIC WORKS		Public Enterprises	1,402.65	PRIOR YEARS TAXES OUTSTANDING	
Streets and Drainage	207,020.00	Recreation-Culture	85,477.99	Balance January 1, 1989	104,097.86
Sewers and Sewage Processing		Public Works	23,076.00	Collected in 1989	100,321.29
Garbage and Trash Disposol	155,700.00	Buildings and Grounds		Cancelled, Abated or Adjusted 1989	1,113.33
Public Buildings and Grounds	34,200.00	Library and Education		Transfers to Tax Title Liens or Foreclosed	2,418.00
Other Public Works	750.00	Conservation		Balance December 31, 1989	245.24
HEALTH and WELFARE		All Other		TAX TITLE LIENS OUTSTANDING	
Health Services Except Environmental	275.00	CAPITAL DEBT AUTHORIZED, DECEMBER 31, 1989		Balance January 1, 1989	33,314.23
Welfare-Public Assistance	3,253.00	ISSUED AND UNISSUED	GROSS DEBT	Transfers From Taxes	5,539.66
Hospital, Clinics, First Aid		School	459,695	Redeemed in 1989	22,815.93
Animal, Insect, & Rodent Control	25.00	Self-Liquidating	503,000	220,000	
Other Welfare Services		Other	955,980	955,980	
RECREATION and CONSERVATION		Total	1,918,675	1,175,980	
Beaches and Boardwalks		ISSUED AND OUTSTANDING		Balance December 31, 1989	16,037.96
Parks, Playgrounds, Shade Trees	10,125.00	School	459,695.03	PROPERTY ACQUIRED BY DEED OR FORECLOSURE	
Land Reclamation & Conservation	1,205.40	Self-Liquidating	503,000.00	Balance January 1, 1989	118,439.12
Other Recreational Services	2,450.00	Other	828,980.00	Transfers From Taxes or Liens	
EDUCATION (excluding schools)		Total	1,791,675.03	Sale for Cash (1989)	
Libraries		EQUALIZED VALUATION BASIS FOR NET DEBT COMPUTATION		Cancelled, Abated or Adjusted (1989)	
Other Educational Services		REAL PROPERTY VALUATIONS		Balance December 31, 1989	118,439.12
STATUTORY EXPENDITURES		Code Class # of Parcels % VAL'N		CURRENT FINANCES DECEMBER 31, 1989	
Pensions & F. L. C. A.	53,949.00	1 Vacant Land 173 2.41		ASSETS	
Employee Fringe Benefits	51,000.00	2 Residential 1041 74.22		Cash Dec. 31, 1989	663,522.53
Other Statutory Expenditures	9,000.00	3 Farm 78 18.28		Taxes Receivable	105,126.02
CETA And Other Public Employment Programs		4a Commercial 7 1.83		Tax Title Liens	16,037.96
MUNICIPAL FUNCTIONS TOTAL	1,236,937.94	4b Industrial 7 4.83		Foreclosed Property	118,439.12
CAPITAL IMPROVEMENTS * M.E.M.O.*	10,000.00	4c Apartments 3 .27		Emergencies & Other Deferred Charges	52,203.09
DEBT SERVICE		Total 1302		State and Federal Aid Receivable	
Principal Payments	91,320.00	Land Area 1.23 Sq. Miles		Other Receivables	3,238.20
Interest Payments	66,675.92	Net Valuation Taxable-Municipal	126,233,869	Total	958,566.92
DEFERRED CHARGES	43,112.22	Net Valuation Taxable-County	115,173,529	LIABILITIES, RESERVES, AND SURPLUS	
SCHOOL, COUNTY, SPECIAL DISTRICT TAXES	2,519,810.89	State Equalized Valuation	122,952,920	Cash Liabilities	327,117.83
RESERVE FOR UNCOLLECTED TAXES	164,179.91	State Equalization Ratio	102.69	Reserves for Receivables	242,841.30
EXPENDITURES TOTAL	4,122,036.88			Surplus Dec. 31, 1989	388,607.79
				Total	958,566.92

Population 1980 5,644
 Population 1990 5,303
 S & P Rating
 Moody Rating A

General Tax Rate Per \$100. 2.80
 State Equalized Tax Rate 1.26

WOODCLIFF LAKE BORO. - BERGEN CO.

Form of Government:

Borough Council

Number of Members on Governing Body - 6

PER CAPITA:

Gross Debt 1,037.14
 Net Debt 960.97
 Debt Service 135.55
 Total Tax Levy 2,344.86
 Municipal Expenditures 938.59

PER CENT:

Gross Debt .64
 Net Debt .59
 Tax Levy Collected 98.57
 Tax Levy Cancelled, Abated or Adjusted .50

EXPENDITURES		REVENUES-REALIZED		1989 PROPERTY TAX	
GENERAL GOVERNMENT		REVENUES-REALIZED		STATE EQUALIZED TAX RATE	
Governing Body & Public Boards		1989 Property Taxes Collected	12,263,040.57	Local District School Taxes	.38 3,727,100.56
Municipal Clerk		1989 Payments in Lieu of Taxes		Regional & Consalidated Schaal Tax	.32 3,200,342.37
Financial Administration	73,253.65	Delinquent Tax & Lien Collections	125,174.95	Schaal Taxes in Municipal Budget	
Assessment of Taxes	15,845.44	Business Personalty Replacement Taxes	48,800.60	County Taxes	.22 2,133,005.35
Collection of Taxes	29,459.00	Taxes from Public Utilities	500,754.00	County Library Taxes	
Planning, Housing & Development	52,751.28	Other Miscellaneous Tax Revenues		Local Municipal Purpose Taxes	.34 3,347,751.00
Human Resources	33,759.44	State Aid Revenues	83,160.52	Veteran & Senior Citizen Taxes	25,400.00
Elections	1,414.42	Federal Aid Revenues	750.00	Total Taxes far Rate Computation	1.26 12,433,599.88
General Administration (other)	650,319.94	State and Local Fiscal Assistance Act Utilized		Special District Taxes	
JUDICIARY		Sale of Acquired Property		Bank Corp. Taxes	
Municipal Courts	50,127.70	Other Miscellaneous Revenues		Added and Omitted Taxes	26,585.86
PUBLIC SAFETY		Total	13,634,598.13	Total Taxes Levied - ABSTRACT	12,434,785.74
Fire Protection	109,845.44	Prior Years Surplus Appropriated	708,379.63	Total Taxes Billed	12,445,675.78
Police Protection	1,111,042.96	REVENUES TOTAL	14,342,977.76	1989 TAXES COLLECTED	12,263,040.57
Civil Defense & Disaster Control		Reserve Far Uncollected Taxes	302,094.56	1989 Taxes Cancelled, Abated or Adjusted	61,762.67
Environmental Inspection & Control	37,294.41	CAPITAL OUTLAY TOTAL	201,876.87	Transfer to Tax Title Liens or Fareclosed	
Other Public Safety		Public Enterprises		Balance Outstanding Dec. 31, 1989	115,872.54
PUBLIC WORKS		Recreation-Culture		PRIOR YEARS TAXES OUTSTANDING	
Streets and Drainage	406,774.35	Public Works	201,876.97	Balance January 1, 1989	125,174.95
Sewers and Sewage Processing	831,621.79	Buildings and Grounds		Collected in 1989	125,174.95
Garbage and Trash Dispal		Library and Education		Cancelled, Abated ar Adjusted 1989	
Public Buildings and Grounds	121,648.37	Conservation		Transfers to Tax Title Liens ar Fareclosed	
Other Public Works		All Other		Balance December 31, 1989	
HEALTH and WELFARE		CAPITAL DEBT AUTHORIZED, DECEMBER 31, 1989		TAX TITLE LIENS OUTSTANDING	
Health Services Except Environmental	16,317.05	ISSUED AND UNISSUED		Balance January 1, 1989	
Welfare-Public Assistance	650.00	Schaal	403,964	Transfer Fram Taxes	
Hospital, Clinics, First Aid	1,855.00	Self-Liquidating	5,096,000	Redeemed in 1989	
Animal, Insect, & Rodent Control		Other	5,096,000	Cancelled, Abated ar Adjusted (1989)	
Other Welfare Services		Total	5,499,964	Transfers to Fareclosed Property	
RECREATION and CONSERVATION		ISSUED AND OUTSTANDING		Balance December 31, 1989	
Beaches and Boardwalks		Schaal	403,964.38	PROPERTY ACQUIRED BY DEED OR FORECLOSURE	
Parks, Playgrounds, Shade Trees	70,193.60	Self-Liquidating		Balance January 1, 1989	950.00
Land Reclamation & Conservation		Other	5,096,000.00	Transfers Fram Taxes ar Liens	
Other Recreational Services	64,923.69	Total	5,499,964.98	Sale far Cash (1989)	
EDUCATION (excluding schools)		EQUALIZED VALUATION BASIS FOR NET DEBT COMPUTATION	353,239,107	Cancelled, Abated ar Adjusted (1989)	
Libraries	25,000.00	REAL PROPERTY VALUATIONS		Balance December 31, 1989	950.00
Other Educational Services	1,000.00	Code Class # of Parcels % VAL'N		CURRENT FINANCES DECEMBER 31, 1989	
STATUTORY EXPENDITURES		1 Vacant Land 119 2.61		ASSETS	
Pensions & F. L. C. A.	251,270.97	2 Residential 1657 66.49		Cash Dec. 31, 1989	1,279,366.42
Employee Fringe Benefits		3 Farm 20 .35		Taxes Receivable	115,872.54
Other Statutory Expenditures	50.00	4a Commercial 44 30.55		Tax Title Liens	
CETA And Other Public Employment Programs		4b Industrial		Fareclosed Property	950.00
MUNICIPAL FUNCTIONS TOTAL	3,956,418.56	4c Apartments		Emergencies & Other Deferred Charges	
CAPITAL IMPROVEMENTS *MEMO*	5,000.00	Total 1850		State and Federal Aid Receivable	7,686.21
DEBT SERVICE		Land Area 3.75 Sq. Miles		Other Receivables	53,186.01
Principal Payments	420,000.00	Net Valuation Taxable-Municipal	443,538,926	Total	1,457,561.18
Interest Payments	298,840.32	Net Valuation Taxable-County	902,073,043	LIABILITIES, RESERVES, AND SURPLUS	
DEFERRED CHARGES		State Equalized Valuation	986,115,866	Cash Liabilities	560,409.06
SCHOOL, COUNTY, SPECIAL DISTRICT TAXES	9,060,448.28	State Equalization Ratio	44.90	Reserves far Receivables	153,008.55
RESERVE FOR UNCOLLECTED TAXES	302,094.56			Surplus Dec. 31, 1989	744,143.57
EXPENDITURES TOTAL	14,037,801.72			Total	1,457,561.18

Population 1980 2,285
 Population 1990 2,063
 S & P Rating
 Moody Rating

General Tax Rate Per \$100. 1.92
 State Equalized Tax Rate 1.92

WOODLAND TWP. - BURLINGTON CO.

Form of Government:

Township Committee

Number of Members on Governing Body - 3

PER CAPITA:

Gross Debt 385.57
 Net Debt 297.35
 Debt Service
 Total Tax Levy 586.57
 Municipal Expenditures 374.11

PER CENT:

Gross Debt 1.68
 Net Debt 1.29
 Tax Levy Collected 91.17
 Tax Levy Cancelled, Abated or Adjusted .24

EXPENDITURES		REVENUES-REALIZED		1989 PROPERTY TAX	
GENERAL GOVERNMENT		REVENUES-REALIZED		STATE EQUALIZED TAX RATE 1.92	
Governing Body & Public Boards	1,899.00	1989 Property Taxes Collected	1,103,556.00	Local District Schaal Taxes	609,092.00
Municipal Clerk		1989 Payments in Lieu of Taxes		Regional & Consolidated Schaal Tax	
Financial Administration	34,032.00	Delinquent Tax & Lien Collections	89,011.00	Schaal Taxes in Municipal Budget	
Assessment of Taxes	25,233.00	Business Personalty Replacement Taxes	6,643.00	County Taxes	283,330.32
Collection of Taxes	33,836.00	Taxes from Public Utilities	94,031.00	County Library Taxes	16,966.29
Planning, Hausing & Development	9,524.00	Other Miscellaneous Tax Revenues		Local Municipal Purpose Taxes	168,875.00
Human Resources	8,000.00	State Aid Revenues	112,048.00	Veteran & Senior Citizen Taxes	10,550.00
Elections	25,576.00	Federal Aid Revenues		Total Taxes for Rate Computation	1,038,814.11
General Administration (other)	25,739.00	State and Local Fiscal Assistance Act Utilized		Special District Taxes	
JUDICIARY		Sale of Acquired Property		Bank Corp. Taxes	
Municipal Courts	28,260.00	Other Miscellaneous Revenues	249,679.00	Added and Omitted Taxes	131,327.00
PUBLIC SAFETY		Total	1,661,017.00	Total Taxes Levied - ABSTRACT	1,210,091.11
Fire Protection	25,877.00	Prior Years Surplus Appropriated	184,000.00	Total Taxes Billed	1,210,454.00
Police Protection	11,660.00	REVENUES TOTAL	1,845,017.00	1989 TAXES COLLECTED	1,103,556.00
Civil Defense & Disaster Control	500.00	Reserve For Uncollected Taxes	154,196.00	1989 Taxes Cancelled, Abated or Adjusted	2,901.00
Environmental Inspection & Control	12,588.00	CAPITAL OUTLAY TOTAL	141,122.00	Transfer to Tax Title Liens or Foreclosed	40,255.00
Other Public Safety		Public Enterprises		Balance Outstanding Dec. 31, 1989	63,742.00
PUBLIC WORKS		Recreation—Culture		PRIOR YEARS TAXES OUTSTANDING	
Streets and Drainage	67,817.00	Public Works	141,122.00	Balance January 1, 1989	72,009.00
Sewers and Sewage Processing		Buildings and Grounds		Collected in 1989	68,055.00
Garbage and Trash Disposal	93,427.00	Library and Education		Cancelled, Abated or Adjusted 1989	
Public Buildings and Grounds	2,338.00	Conservation		Transfers to Tax Title Liens or Foreclosed	2,875.00
Other Public Works		All Other		Balance December 31, 1989	1,079.00
HEALTH and WELFARE		CAPITAL DEBT AUTHORIZED, DECEMBER 31, 1989		TAX TITLE LIENS OUTSTANDING	
Health Services Except Environmental	3,306.00	ISSUED AND UNISSUED		Balance January 1, 1989	363,564.00
Welfare—Public Assistance	3,074.00	Schaal	182,000	Transfer From Taxes	46,184.00
Hospital, Clinics, First Aid		Self-Liquidating		Redeemed in 1989	20,956.00
Animal, Insect, & Rodent Control	7,507.00	Other	613,434	Cancelled, Abated or Adjusted (1989)	
Other Welfare Services		Total	795,434	Transfers to Foreclosed Property	
RECREATION and CONSERVATION		ISSUED AND OUTSTANDING		Balance December 31, 1989	393,792.00
Beaches and Boardwalks		School	157,000.00	PROPERTY ACQUIRED BY DEED OR FORECLOSURE	
Parks, Playgrounds, Shade Trees	6,300.00	Self-Liquidating		Balance January 1, 1989	33,600.00
Land Reclamation & Conservation	4,421.00	Other	305,400.00	Transfers From Taxes or Liens	
Other Recreational Services		Total	462,400.00	Sale for Cash (1989)	
EDUCATION (excluding schools)		EQUALIZED VALUATION BASIS		Cancelled, Abated or Adjusted (1989)	
Libraries		FOR NET DEBT COMPUTATION	47,389.930	Balance December 31, 1989	33,600.00
Other Educational Services		REAL PROPERTY VALUATIONS		CURRENT FINANCES DECEMBER 31, 1989	
STATUTORY EXPENDITURES		Code Class # of Parcels % VAL'N ASSESSED VALUATION		ASSETS	
Pensions & F. L. C. A.	25,750.00	1 Vacant Land 3005 16.65 8,904,205.00		Cash Dec. 31, 1989	1,043,267.00
Employee Fringe Benefits	19,500.00	2 Residential 382 54.39 29,088,600.00		Taxes Receivable	64,821.00
Other Statutory Expenditures		3 Farm 274 7.19 3,843,005.00		Tax Title Liens	393,792.00
CETA And Other Public Employment Programs		4a Commercial 25 4.36 2,334,100.00		Foreclosed Property	33,600.00
MUNICIPAL FUNCTIONS TOTAL	542,214.00	4b Industrial 20 17.40 9,306,890.00		Emergencies & Other Deferred Charges	
CAPITAL IMPROVEMENTS *MEMO*		4c Apartments		State and Federal Aid Receivable	
DEBT SERVICE		Total	3706 53,476,800.00	Other Receivables	40,086.00
Principal Payments		Land Area 95.38 Sq. Miles		Total	1,575,566.00
Interest Payments		Net Valuation Taxable—Municipal	54,476,039	LIABILITIES, RESERVES, AND SURPLUS	
DEFERRED CHARGES	75,387.00	Net Valuation Taxable—County	50,878,453	Cash Liabilities	373,266.00
SCHOOL, COUNTY, SPECIAL DISTRICT TAXES	909,389.11	State Equalized Valuation	56,232,455	Reserves for Receivables	532,299.00
RESERVE FOR UNCOLLECTED TAXES	154,196.00	State Equalization Ratio	96.82	Surplus Dec. 31, 1989	670,001.00
EXPENDITURES TOTAL	1,681,186.11			Total	1,575,566.00

0437

Population 1980 2,578
 Population 1990 2,547
 S & P Rating
 Moody Rating

General Tax Rate Per \$100. 4.54
 State Equalized Tax Rate 3.41

WOODLYNNE BOROUGH - CAMDEN CO.

Form of Government:

Borough Council

Number of Members on Governing Body - 6

PER CAPITA:
 Gross Debt 109.83 PER CENT:
 Net Debt 98.05 Gross Debt 69
 Debt Service 27.00 Net Debt 62
 Total Tax Levy 617.17 Tax Levy Collected 96.51
 Municipal Expenditures 413.67 Tax Levy Cancelled, Abated or Adjusted .07

EXPENDITURES		REVENUES-REALIZED		1989 PROPERTY TAX	
GENERAL GOVERNMENT				STATE EQUALIZED TAX RATE 1.10	
Governing Body & Public Boards				Local District School Taxes 505,212.50	
Municipal Clerk				Regional & Consolidated School Tax	
Financial Administration 15,444.32		1989 Property Taxes Collected 1,517,344.91		School Taxes in Municipal Budget	
Assessment of Taxes 3,550.00		1989 Payments in Lieu of Taxes		County Taxes .84 389,428.75	
Collection of Taxes 450.00		Delinquent Tax & Lien Collections 51,542.65		County Library Taxes .02 10,300.41	
Planning, Housing & Development		Business Personalty Replacement Taxes 9,409.52		Local Municipal Purpose Taxes 1.45 667,000.00	
Human Resources 23,556.50		Taxes from Public Utilities 92,343.00		Veteran & Senior Citizen Taxes 48,050.00	
Elections 2,000.00		Other Miscellaneous Tax Revenues		Total Taxes for Rate Computation 3.41 1,619,991.66	
General Administration (other) 160,651.16		State Aid Revenues 108,251.32		Special District Taxes	
JUDICIARY		Federal Aid Revenues		Bank Corp. Taxes	
Municipal Courts 25,744.50		State and Local Fiscal Assistance Act Utilized		Added and Omitted Taxes	
PUBLIC SAFETY		Sale of Acquired Property		Total Taxes Levied - ABSTRACT 1,571,941.66	
Fire Protection 13,013.62		Other Miscellaneous Revenues 106,455.46		Total Taxes Billed 1,572,201.66	
Police Protection 200,536.99		Total 1,885,346.86		1989 TAXES COLLECTED 1,517,344.91	
Civil Defense & Disaster Control 358.63		Prior Years Surplus Appropriated 105,000.00		1989 Taxes Cancelled, Abated or Adjusted 1,169.36	
Environmental Inspection & Control 4,400.00		REVENUES TOTAL 1,990,346.86		Transfer to Tax Title Liens or Foreclosed 1,636.24	
Other Public Safety		Reserve For Uncollected Taxes 73,611.47		Balance Outstanding Dec. 31, 1989 52,050.75	
PUBLIC WORKS		CAPITAL OUTLAY TOTAL 9,995.00		PRIOR YEARS TAXES OUTSTANDING	
Streets and Drainage 143,170.44		Public Enterprises		Balance January 1, 1989 52,016.15	
Sewers and Sewage Processing 3,700.00		Recreation-Culture		Collected in 1989 50,947.13	
Garbage and Trash Disposal 150,000.00		Public Works		Cancelled, Abated or Adjusted 1989 509.17	
Public Buildings and Grounds 35,335.19		Buildings and Grounds 9,995.00		Transfers to Tax Title Liens or Foreclosed 559.85	
Other Public Works		Library and Education		TAX TITLE LIENS OUTSTANDING	
HEALTH and WELFARE		Conservation		Balance January 1, 1989 16,893.16	
Health Services Except Environmental		All Other		Transfer From Taxes 2,231.76	
Welfare-Public Assistance 11,100.00		CAPITAL DEBT AUTHORIZED, DECEMBER 31, 1989		Redeemed in 1989 595.52	
Hospital, Clinics, First Aid		ISSUED AND UNISSUED GROSS DEBT NET DEBT		Cancelled, Abated or Adjusted (1989)	
Animal, Insect, & Rodent Control		Schaal 30,000		Transfers to Foreclosed Property 18,529.40	
Other Welfare Services		Self-Liquidating 249,745 249,745		Balance December 31, 1989 18,529.40	
RECREATION and CONSERVATION		Other 279,745 249,745		PROPERTY ACQUIRED BY DEED OR FORECLOSURE	
Beaches and Boardwalks 3,678.43		ISSUED AND OUTSTANDING		Balance January 1, 1989 22,400.00	
Parks, Playgrounds, Shade Trees		Schaal 30,000.00		Transfers From Taxes or Liens	
Land Reclamation & Conservation 5,800.00		Self-Liquidating 232,500.00		Sale for Cash (1989)	
Other Recreational Services		Other 262,500.00		Cancelled, Abated or Adjusted (1989)	
EDUCATION (excluding schools)		Total 40,379.004		Balance December 31, 1989 22,400.00	
Libraries		EQUALIZED VALUATION BASIS FOR NET DEBT COMPUTATION		CURRENT FINANCES DECEMBER 31, 1989	
Other Educational Services 57,804.00		REAL PROPERTY VALUATIONS		ASSETS	
STATUTORY EXPENDITURES		Code Class # of Parcels % VAL'N ASSESSED VALUATION		Cash Dec. 31, 1989 241,605.05	
Pensions & F. L. C. A. 23,800.00		1 Vacant Land 17 .77 265,100.00		Taxes Receivable 52,610.60	
Employee Fringe Benefits 2,000.00		2 Residential 971 90.43 31,239,400.00		Tax Title Liens 18,529.40	
Other Statutory Expenditures		3 Farm 7.47 2,532,000.00		Foreclosed Property 22,400.00	
CETA And Other Public Employment Programs 902,033.73		4a Commercial 39 7.47 2,532,000.00		Emergencies & Other Deferred Charges 4,212.20	
MUNICIPAL FUNCTIONS TOTAL 2,000.00		4b Industrial 7 1.33 457,800.00		State and Federal Aid Receivable 99,800.00	
CAPITAL IMPROVEMENTS * M E M O *		4c Apartments 934 34,544,300.00		Other Receivables 33,303.23	
DEBT SERVICE		Total Land Area .22 Sq. Miles		Total 472,460.48	
Principal Payments 52,500.00		Net Valuation Taxable-Municipal 34,652,866		LIABILITIES, RESERVES, AND SURPLUS	
Interest Payments 15,258.00		Net Valuation Taxable-County 39,268,599		Cash Liabilities 174,708.39	
DEFERRED CHARGES 4,200.00		State Equalized Valuation 46,063,470		Reserves for Receivables 126,843.23	
SCHOOL, COUNTY, SPECIAL DISTRICT TAXES 904,941.66		State Equalization Ratio 75.17		Surplus Dec. 31, 1989 170,908.86	
RESERVE FOR UNCOLLECTED TAXES 73,611.47				Total 472,460.48	
EXPENDITURES TOTAL 1,953,554.91					

1715
 Population 1980 3,250
 Population 1990 3,154
 S & P Rating
 Moody Rating

General Tax Rate Per \$100. 4.33
 State Equalized Tax Rate 2.56

WOODSTOWN BORO. - SALEM CO.
 Form of Government:
 Borough Council
 Number of Members on Governing Body - 6

PER CAPITA: Gross Debt 962.96 PER CENT: Gross Debt 3.62
 Net Debt 145.35 Net Debt .55
 Debt Service 10.50 Tax Levy Collected 91.90
 Total Tax Levy 793.24 Tax Levy Cancelled, Abated
 Municipal Expenditures 412.71 or Adjusted 1.64

EXPENDITURES		REVENUES-REALIZED		1989 PROPERTY TAX	
GENERAL GOVERNMENT		REVENUES-REALIZED		STATE EQUALIZED TAX RATE	
Governing Body & Public Boards		1989 Property Taxes Collected	2,302,725.76	Local District School Taxes	
Municipal Clerk		1989 Payments in Lieu of Taxes		Regional & Consolidated School Tax	1.13
Financial Administration	22,772.02	Delinquent Tax & Lien Collections	150,241.19	School Taxes in Municipal Budget	
Assessment of Taxes	12,220.00	Business Personalty Replacement Taxes	21,686.64	County Taxes	.74
Collection of Taxes	17,150.00	Taxes from Public Utilities	133,672.00	County Library Taxes	
Planning, Housing & Development	10,840.00	Other Miscellaneous Tax Revenues		Local Municipal Purpose Taxes	.69
Human Resources	45,014.89	State Aid Revenues	130,753.57	Veteran & Senior Citizen Taxes	
Elections	500.00	Federal Aid Revenues		Total Taxes for Rate Computation	2.56
General Administration (other)	109,441.50	State and Local Fiscal Assistance Act Utilized		Special District Taxes	
JUDICIARY		Sale of Acquired Property		Bank Corp. Taxes	
Municipal Courts	36,260.00	Other Miscellaneous Revenues	196,026.84	Added and Omitted Taxes	
PUBLIC SAFETY		Total	2,935,106.00	Total Taxes Levied - ABSTRACT	12,186.16
Fire Protection	14,723.82	Prior Years Surplus Appropriated	135,520.19	Total Taxes Billed	2,501,891.74
Police Protection	294,919.36	REVENUES TOTAL	3,120,626.19	1989 TAXES COLLECTED	2,505,568.68
Civil Defense & Disaster Control	2,390.00	Reserve For Uncollected Taxes	167,844.40	1989 Taxes Cancelled, Abated or Adjusted	2,302,725.76
Environmental Inspection & Control	19,790.00	CAPITAL OUTLAY TOTAL	225,395.61	Transfer to Tax Title Liens or Foreclosed	41,128.83
Other Public Safety		Public Enterprises	69,036.45	Balance Outstanding Dec. 31, 1989	5,044.45
PUBLIC WORKS		Recreation-Culture		PRIOR YEARS TAXES OUTSTANDING	
Streets and Drainage	130,070.99	Public Works	41,256.00	Balance January 1, 1989	138,202.79
Sewers and Sewage Processing		Buildings and Grounds	116,103.16	Collected in 1989	135,782.43
Garbage and Trash Disposal	145,724.00	Library and Education		Cancelled, Abated or Adjusted 1989	
Public Buildings and Grounds	49,752.10	Conservation		Transfers to Tax Title Liens or Foreclosed	2,068.38
Other Public Works	15,000.00	All Other		Balance December 31, 1989	351.98
HEALTH and WELFARE		CAPITAL DEBT AUTHORIZED, DECEMBER 31, 1989		TAX TITLE LIENS OUTSTANDING	
Health Services Except Environmental	1,075.00	ISSUED AND UNISSUED		Balance January 1, 1989	16,565.60
Welfare-Public Assistance	6,150.00	School	2,492,179	Transfer From Taxes	7,112.83
Hospital, Clinics, First Aid	2,000.00	Self-Liquidating	85,000	Redeemed in 1989	14,458.76
Animal, Insect, & Rodent Control	1,940.00	Other	460,000	Cancelled, Abated or Adjusted (1989)	
Other Welfare Services		Total	3,037,179	Transfers to Foreclosed Property	1,130.93
RECREATION and CONSERVATION		ISSUED AND OUTSTANDING		Balance December 31, 1989	8,088.74
Beaches and Boardwalks		School	921,022.88	PROPERTY ACQUIRED BY DEED OR FORECLOSURE	
Parks, Playgrounds, Shade Trees	11,200.00	Self-Liquidating	85,000.00	Balance January 1, 1989	5,769.07
Land Reclamation & Conservation	17,500.00	Other	460,000.00	Transfers From Taxes or Liens	1,130.93
Other Recreational Services	1,150.00	Total	1,466,022.88	Sale for Cash (1989)	
EDUCATION (excluding schools)		EQUALIZED VALUATION BASIS FOR NET DEBT COMPUTATION		Cancelled, Abated or Adjusted (1989)	
Libraries	3,700.00	REAL PROPERTY VALUATIONS		Balance December 31, 1989	6,900.00
Other Educational Services		Code Class # of Parcels % VAL'N ASSESSED VALUATION		CURRENT FINANCES DECEMBER 31, 1989	
STATUTORY EXPENDITURES		1 Vacant Land 93 1.16 656,200.00		ASSETS	
Pensions & F. L. C. A.	73,279.00	2 Residential 931 76.42 43,372,300.00		Cash Dec. 31, 1989	489,808.65
Employee Fringe Benefits	45,800.00	3 Farm 18 .18 98,700.00		Taxes Receivable	157,021.62
Other Statutory Expenditures	700.00	4a Commercial 79 16.20 9,196,700.00		Tax Title Liens	8,088.74
CETA And Other Public Employment Programs		4b Industrial		Foreclosed Property	6,900.00
MUNICIPAL FUNCTIONS TOTAL	1,096,012.68	4c Apartments 10 6.04 3,429,000.00		Emergencies & Other Deferred Charges	16.40
CAPITAL IMPROVEMENTS * MEMO *	50,000.00	Total 1131 56,752,900.00		State and Federal Aid Receivable	
DEBT SERVICE		Land Area 1.56 Sq. Miles		Other Receivables	
Principal Payments	25,000.00	Net Valuation Taxable-Municipal	57,583,892	Total	58,573.18
Interest Payments	8,124.72	Net Valuation Taxable-County	85,934,360	LIABILITIES, RESERVES, AND SURPLUS	
DEFERRED CHARGES	4,708.75	State Equalized Valuation	96,745,983	Cash Liabilities	190,303.66
SCHOOL, COUNTY, SPECIAL DISTRICT TAXES	1,821,405.58	State Equalization Ratio	59.17	Reserves for Receivables	189,721.34
RESERVE FOR UNCOLLECTED TAXES	167,844.40			Surplus Dec. 31, 1989	340,383.59
EXPENDITURES TOTAL	3,123,096.13			Total	720,408.59

0824

Population 1980 1,129
 Population 1990 1,459
 S & P Rating
 Moody Rating

General Tax Rate Per \$100. 4.82
 State Equalized Tax Rate 2.40

WOOLWICH TOWNSHIP - GLOUCESTER CO.

Form of Government:
 Township Committee

Number of Members on Governing Body - 3

PER CAPITA:
 Gross Debt 1,383.52 PER CENT:
 Net Debt 250.17 Gross Debt 3.25
 Debt Service Net Debt .59
 Total Tax Levy 1,313.21 Tax Levy Collected 92.31
 Municipal Expenditures 644.41 Tax Levy Cancelled, Abated or Adjusted .01

EXPENDITURES		REVENUES-REALIZED		1989 PROPERTY TAX	
GENERAL GOVERNMENT		REVENUES-REALIZED		STATE EQUALIZED TAX RATE	
Governing Body & Public Boards		1989 Property Taxes Collected	1,768,904.60	Local District School Taxes	.75 583,413.19
Municipal Clerk		1989 Payments in Lieu of Taxes		Regional & Consolidated School Tax	.44 342,158.39
Financial Administration	13,005.00	Delinquent Tax & Lien Collections	105,739.15	School Taxes in Municipal Budget	
Assessment of Taxes	13,820.00	Business Personality Replacement Taxes	59,527.88	County Taxes	.69 537,216.22
Collection of Taxes	9,550.00	Taxes from Public Utilities	229,344.00	County Library Taxes	.02 15,203.49
Planning, Housing & Development	25,635.00	Other Miscellaneous Tax Revenues		Local Municipal Purpose Taxes	.49 382,100.00
Human Resources	30,345.00	State Aid Revenues	10,691.00	Veteran & Senior Citizen Taxes	
Elections	550.00	Federal Aid Revenues		Total Taxes for Rate Computation	2.39 1,869,841.29
General Administration (other)	85,985.00	State and Local Fiscal Assistance Act Utilized		Special District Taxes	
JUDICIARY		Sale of Acquired Property		Bank Corp. Taxes	
Municipal Courts	34,555.00	Other Miscellaneous Revenues	165,682.82	Added and Omitted Taxes	55,878.66
PUBLIC SAFETY		Total	2,339,889.45	Total Taxes Levied - ABSTRACT	1,915,769.95
Fire Protection	48,890.00	Prior Years Surplus Appropriated	43,106.97	Total Taxes Billed	1,916,308.04
Police Protection	200,667.00	REVENUES TOTAL	2,382,996.42	1989 TAXES COLLECTED	1,768,904.60
Civil Defense & Disaster Control	500.00	Reserve For Uncollected Taxes	106,326.00	1989 Taxes Cancelled, Abated or Adjusted	226.39
Environmental Inspection & Control	59,640.00	CAPITAL OUTLAY TOTAL	34,752.13	Transfer to Tax Title Liens or Foreclosed	563.94
Other Public Safety		Public Enterprises		Balance Outstanding Dec. 31, 1989	146,613.11
PUBLIC WORKS		Recreation-Culture		PRIOR YEARS TAXES OUTSTANDING	
Streets and Drainage	117,420.00	Public Works		Balance January 1, 1989	132,038.03
Sewers and Sewage Processing		Buildings and Grounds	34,752.13	Collected in 1989	105,739.15
Garbage and Trash Disposal	56,155.00	Library and Education		Cancelled, Abated or Adjusted 1989	488.50
Public Buildings and Grounds	11,800.00	Conservation		Transfers to Tax Title Liens or Foreclosed	
Other Public Works		All Other		Balance December 31, 1989	25,810.38
HEALTH and WELFARE		CAPITAL DEBT AUTHORIZED, DECEMBER 31, 1989		TAX TITLE LIENS OUTSTANDING	
Health Services Except Environmental	1,330.00	ISSUED AND UNISSUED		Balance January 1, 1989	4,082.33
Welfare-Public Assistance	1,630.00	School	1,653,557	Transfer From Taxes	563.94
Hospital, Clinics, First Aid		Self-Liquidating	365,000	Redeemed in 1989	
Animal, Insect, & Rodent Control	2,100.00	Other	365,000	Cancelled, Abated or Adjusted (1989)	
Other Welfare Services		Total	2,018,557	Transfers to Foreclosed Property	
RECREATION and CONSERVATION		ISSUED AND OUTSTANDING		Balance December 31, 1989	4,646.27
Beaches and Boardwalks		School	1,598,283.51	PROPERTY ACQUIRED BY DEED OR FORECLOSURE	
Parks, Playgrounds, Shade Trees	2,000.00	Self-Liquidating	165,000.00	Balance January 1, 1989	3,600.00
Land Reclamation & Conservation		Other	1,763,283.51	Transfers From Taxes or Liens	
Other Recreational Services		Total	1,763,283.51	Sale for Cash (1989)	
EDUCATION (excluding schools)		EQUALIZED VALUATION BASIS FOR NET DEBT COMPUTATION	62,144,370	Cancelled, Abated or Adjusted (1989)	
Libraries		REAL PROPERTY VALUATIONS		Balance December 31, 1989	3,600.00
Other Educational Services	300.00	Code Class # of Parcels % VAL'N	ASSESSED VALUATION	CURRENT FINANCES DECEMBER 31, 1989	
STATUTORY EXPENDITURES		1 Vacant Land 127 4.33	1,647,500.00	ASSETS	
Pensions & F. I. C. A.	49,929.82	2 Residential 308 37.03	13,920,600.00	Cash Dec. 31, 1989	527,926.39
Employee Fringe Benefits	31,000.00	3 Farm 474 31.47	11,827,100.00	Taxes Receivable	172,423.49
Other Statutory Expenditures		4a Commercial 45 23.73	9,919,000.00	Tax Title Liens	4,646.27
CETA And Other Public Employment Programs		4b Industrial 2 3.39	1,273,700.00	Foreclosed Property	3,600.00
MUNICIPAL FUNCTIONS TOTAL	796,706.82	4c Apartments		Emergencies & Other Deferred Charges	237,559.37
CAPITAL IMPROVEMENTS *MEMO*		Total	37,587,900.00	State and Federal Aid Receivable	77,396.20
DEBT SERVICE		Land Area 21.48 Sq. Miles		Other Receivables	25,435.70
Principal Payments		Net Valuation Taxable-Municipal	38,598,120	Total	1,049,487.41
Interest Payments		Net Valuation Taxable-County	68,513,071	LIABILITIES, RESERVES, AND SURPLUS	
DEFERRED CHARGES	37,166.12	State Equalized Valuation	76,655,018	Cash Liabilities	489,936.62
SCHOOL, COUNTY, SPECIAL DISTRICT TAXES	1,477,991.29	State Equalization Ratio	49.67	Reserves for Receivables	206,105.46
RESERVE FOR UNCOLLECTED TAXES	106,326.00			Surplus Dec. 31, 1989	353,445.33
EXPENDITURES TOTAL	2,413,190.23			Total	1,049,487.41

0340
 Population 1980 3,031
 Population 1990 3,843
 S & P Rating
 Moody Rating

General Tax Rate Per \$100. 2.39
 State Equalized Tax Rate 2.50

WRIGHTSTOWN BORO. - BURLINGTON CO.
 Form of Government:
Borough Council
 Number of Members on Governing Body - 6

PER CAPITA:
 Gross Debt 69.69 PER CENT: Gross Debt 1.41
 Net Debt 13.78 Net Debt .28
 Debt Service 9.39 Tax Levy Collected 87.35
 Total Tax Levy 141.97 Tax Levy Cancelled, Abated
 Municipal Expenditures 100.45 or Adjusted

EXPENDITURES		REVENUES-REALIZED		1989 PROPERTY TAX	
GENERAL GOVERNMENT				STATE EQUALIZED TAX RATE	
Governing Body & Public Boards		1989 Property Taxes Collected	476,691.00	Local District School Taxes	
Municipal Clerk		1989 Payments in Lieu of Taxes		Regional & Consolidated School Tax	1.28 279,736.55
Financial Administration	13,900.00	Delinquent Tax & Lien Collections	28,838.00	School Taxes in Municipal Budget	
Assessment of Taxes	7,050.00	Business Personality Replacement Taxes	17,947.00	County Taxes	.61 133,755.68
Collection of Taxes	3,900.00	Taxes from Public Utilities	66,030.00	County Library Taxes	.04 7,654.14
Planning, Housing & Development	2,800.00	Other Miscellaneous Tax Revenues		Local Municipal Purpose Taxes	.57 124,387.00
Human Resources	3,000.00	State Aid Revenues	63,771.00	Veteran & Senior Citizen Taxes	
Elections		Federal Aid Revenues		Total Taxes for Rate Computation	2.50 548,483.37
General Administration (other)	73,900.00	State and Local Fiscal Assistance Act Utilized		Special District Taxes	
JUDICIARY		Sole of Acquired Property		Bank Corp. Taxes	
Municipal Courts		Other Miscellaneous Revenues	68,783.00	Added and Omitted Taxes	74.00
PUBLIC SAFETY		Total	722,060.00	Total Taxes Levied - ABSTRACT	545,607.37
Fire Protection	10,626.00	Prior Years Surplus Appropriated	38,352.00	Total Taxes Billed	545,752.00
Police Protection	35,330.00	REVENUES TOTAL	760,412.00	1989 TAXES COLLECTED	476,691.00
Civil Defense & Disaster Control	500.00	Reserve For Uncollected Taxes	37,351.00	1989 Taxes Cancelled, Abated or Adjusted	
Environmental Inspection & Control	9,300.00	CAPITAL OUTLAY TOTAL		Transfer to Tax Title Liens or Foreclosed	5,937.00
Other Public Safety	16,470.00	Public Enterprises		Balance Outstanding Dec. 31, 1989	63,124.00
PUBLIC WORKS		Recreation-Culture		PRIOR YEARS TAXES OUTSTANDING	
Streets and Drainage	71,600.00	Public Works		Balance January 1, 1989	27,506.00
Sewers and Sewage Processing		Buildings and Grounds		Collected in 1989	27,397.00
Garbage and Trash Disposal	13,400.00	Library and Education		Cancelled, Abated or Adjusted 1989	
Public Buildings and Grounds	20,000.00	Conservation		Transfers to Tax Title Liens or Foreclosed	
Other Public Works		All Other		Balance December 31, 1989	109.00
HEALTH and WELFARE		CAPITAL DEBT AUTHORIZED, DECEMBER 31, 1989		TAX TITLE LIENS OUTSTANDING	
Health Services Except Environmental	300.00	ISSUED AND UNISSUED		Balance January 1, 1989	9,450.00
Welfare-Public Assistance	4,000.00	School	214,364	Transfer From Taxes	5,937.00
Hospital, Clinics, First Aid		Self-Liquidating	52,956	Redeemed in 1989	1,441.00
Animal, Insect, & Rodent Control		Other	52,956	Cancelled, Abated or Adjusted (1989)	
Other Welfare Services		Total	267,270	Transfers to Foreclosed Property	
RECREATION and CONSERVATION		ISSUED AND OUTSTANDING		Balance December 31, 1989	13,946.00
Beaches and Boardwalks		School	214,364.43	PROPERTY ACQUIRED BY DEED OR FORECLOSURE	
Parks, Playgrounds, Shade Trees		Self-Liquidating	52,250.00	Balance January 1, 1989	1,000.00
Land Reclamation & Conservation		Other	52,250.00	Transfers From Taxes or Liens	
Other Recreational Services	2,000.00	Total	267,114.48	Sale for Cash (1989)	
EDUCATION (excluding schools)		EQUALIZED VALUATION BASIS FOR NET DEBT COMPUTATION	19,016,833	Cancelled, Abated or Adjusted (1989)	
Libraries		REAL PROPERTY VALUATIONS		Balance December 31, 1989	1,000.00
Other Educational Services		Code Class # of Parcels % VAL'N ASSESSED VALUATION		CURRENT FINANCES DECEMBER 31, 1989	
STATUTORY EXPENDITURES		1 Vacant Land 23 2.97 622,100.00		ASSETS	
Pensions & F. I. C. A.	9,500.00	2 Residential 104 34.22 7,167,500.00		Cash Dec. 31, 1989	253,252.00
Employee Fringe Benefits	50.00	3 Farm 3 .13 26,450.00		Taxes Receivable	63,233.00
Other Statutory Expenditures	900.00	4a Commercial 56 45.42 9,514,250.00		Tax Title Liens	13,946.00
CETA And Other Public Employment Programs		4b Industrial 1 .12 25,150.00		Foreclosed Property	1,000.00
MUNICIPAL FUNCTIONS TOTAL	307,526.00	4c Apartments 17 17.15 3,592,200.00		Emergencies & Other Deferred Charges	
CAPITAL IMPROVEMENTS * M.C.F.O.*		Total 204 20,947,650.00		State and Federal Aid Receivable	1,000.00
DEBT SERVICE		Land Area 1.55 Sq. Miles		Other Receivables	55,773.00
Principal Payments	30,730.00	Net Valuation Taxable-Municipal	22,841,271	Total	388,208.00
Interest Payments	5,300.00	Net Valuation Taxable-County	22,954,789	LIABILITIES, RESERVES, AND SURPLUS	
DEFERRED CHARGES	3,036.00	State Equalized Valuation	21,916,227	Cash Liabilities	217,104.00
SCHOOL, COUNTY, SPECIAL DISTRICT TAXES	421,146.37	State Equalization Ratio	104.62	Reserves for Receivables	107,632.00
RESERVE FOR UNCOLLECTED TAXES	37,351.00			Surplus Dec. 31, 1989	63,472.00
EXPENDITURES TOTAL	307,139.37			Total	388,208.00

Population 1980 15,500
 Population 1990 15,372
 S & P Rating A
 Moody Rating AA

General Tax Rate Per \$100. 2.11
 State Equalized Tax Rate 1.36

WYCKOFF TOWNSHIP - BERGEN COUNTY

Form of Government:
 Township Committee

Number of Members on Governing Body - 5

PER CAPITA: Gross Debt 450.88 PER CENT: Gross Debt .42
 Net Debt 236.26 Net Debt .22
 Debt Service 25.42 Tax Levy Collected 98.43
 Total Tax Levy 1,652.82 Tax Levy Cancelled, Abated
 Municipal Expenditures 544.06 or Adjusted

EXPENDITURES		REVENUES-REALIZED		1989 PROPERTY TAX	
GENERAL GOVERNMENT		REVENUES-REALIZED		STATE EQUALIZED TAX RATE	
Governing Body & Public Boards	2,800.00	1989 Property Taxes Collected	25,039,270.07	Local District School Taxes	.57
Municipal Clerk		1989 Payments in Lieu of Taxes		Regional & Consolidated School Tax	.30
Financial Administration	41,343.00	Delinquent Tax & Lien Collections	353,622.65	School Taxes in Municipal Budget	
Assessment of Taxes	80,504.00	Business Personality Replacement Taxes	91,124.12	County Taxes	.22
Collection of Taxes	25,233.60	Taxes from Public Utilities	894,991.00	County Library Taxes	
Planning, Housing & Development	62,874.40	Other Miscellaneous Tax Revenues		Local Municipal Purpose Taxes	.27
Human Resources	63,812.39	State Aid Revenues	144,790.63	Veteran & Senior Citizen Taxes	
Elections	3,200.00	Federal Aid Revenues		Total Taxes for Rate Computation	1.36
General Administration (other)	723,677.00	State and Local Fiscal Assistance Act Utilized		Special District Taxes	
JUDICIARY		Sale of Acquired Property		Bank Corp. Taxes	
Municipal Courts	62,177.00	Other Miscellaneous Revenues	936,591.75	Added and Omitted Taxes	
PUBLIC SAFETY		Total	27,510,390.28	Total Taxes Levied - ABSTRACT	25,407,122.75
Fire Protection	113,716.80	Prior Years Surplus Appropriated	1,700,000.00	Total Taxes Billed	25,476,219.67
Police Protection	1,291,769.20	REVENUES TOTAL	29,210,390.28	1989 TAXES COLLECTED	25,089,270.07
Civil Defense & Disaster Control	3,250.00	Reserve For Uncollected Taxes	1,571,781.57	1989 Taxes Cancelled, Abated or Adjusted	
Environmental Inspection & Control	142,547.72	CAPITAL OUTLAY TOTAL	1,217,627.47	Transfer to Tax Title Liens or Foreclosed	2,193.73
Other Public Safety		Public Enterprises		Balance Outstanding Dec. 31, 1989	384,755.87
PUBLIC WORKS		Recreation-Culture		PRIOR YEARS TAXES OUTSTANDING	
Streets and Drainage	698,176.23	Public Works	737,227.15	Balance January 1, 1989	360,804.37
Sewers and Sewage Processing		Buildings and Grounds	480,400.32	Collected in 1989	353,622.65
Garbage and Trash Disposal	1,304,414.00	Library and Education		Cancelled, Abated or Adjusted 1989	
Public Buildings and Grounds	93,819.40	Conservation		Transfers to Tax Title Liens or Foreclosed	
Other Public Works	129,345.79	All Other		Balance December 31, 1989	7,181.72
HEALTH and WELFARE		CAPITAL DEBT AUTHORIZED, DECEMBER 31, 1989		TAX TITLE LIENS OUTSTANDING	
Health Services Except Environmental	60,852.40	ISSUED AND UNISSUED		Balance January 1, 1989	10,764.72
Welfare-Public Assistance	14,359.60	School	243,219	Transfer From Taxes	2,193.73
Hospital, Clinics, First Aid		Self-Liquidating		Redeemed in 1989	
Animal, Insect, & Rodent Control		Other	6,667,761	Cancelled, Abated or Adjusted (1989)	
Other Welfare Services		Total	6,930,980	Transfers to Foreclosed Property	
RECREATION and CONSERVATION		ISSUED AND OUTSTANDING		Balance December 31, 1989	12,958.45
Beaches and Boardwalks		School	243,219.87	PROPERTY ACQUIRED BY DEED OR FORECLOSURE	
Parks, Playgrounds, Shade Trees	14,000.00	Self-Liquidating		Balance January 1, 1989	27,440.00
Land Reclamation & Conservation	213,559.78	Other	6,543,387.00	Transfers From Taxes or Liens	
Other Recreational Services	80,900.00	Total	6,786,606.87	Sale for Cash (1989)	
EDUCATION (excluding schools)		EQUALIZED VALUATION BASIS FOR NET DEBT COMPUTATION	1,663,778,131	Cancelled, Abated or Adjusted (1989)	
Libraries	387,711.00	REAL PROPERTY VALUATIONS		Balance December 31, 1989	27,440.00
Other Educational Services		Code Class # of Parcels % VAL'N ASSESSED VALUATION		CURRENT FINANCES DECEMBER 31, 1989	
STATUTORY EXPENDITURES		1 Vacant Land 245 1.54 18,439,900.00		ASSETS	
Pensions & F. I. C. A.	466,914.77	2 Residential 5051 90.61 1,082,277,700.00		Cash Dec. 31, 1989	3,380,340.56
Employee Fringe Benefits	211,477.00	3 Farm 19 .40 4,774,500.00		Taxes Receivable	391,937.59
Other Statutory Expenditures	100.00	4a Commercial 152 5.83 69,674,100.00		Tax Title Liens	12,958.45
CETA And Other Public Employment Programs		4b Industrial 17 1.55 18,528,900.00		Foreclosed Property	27,440.00
MUNICIPAL FUNCTIONS TOTAL	6,292,054.13	4c Apartments 2 .06 696,700.00		Emergencies & Other Deferred Charges	35,000.00
CAPITAL IMPROVEMENTS *MEMO*	506,900.00	Total 5486 1,194,391,800.00		State and Federal Aid Receivable	
DEBT SERVICE		Land Area 6.70 Sq. Miles		Other Receivables	4,787.50
Principal Payments	90,000.00	Net Valuation Taxable-Municipal	1,199,955,946	Total	3,852,464.10
Interest Payments	300,778.81	Net Valuation Taxable-County	1,741,435,247	LIABILITIES, RESERVES, AND SURPLUS	
DEFERRED CHARGES		State Equalized Valuation	1,852,466,574	Cash Liabilities	960,739.73
SCHOOL, COUNTY, SPECIAL DISTRICT TAXES	20,293,005.04	State Equalization Ratio	64.67	Reserves for Receivables	437,123.54
RESERVE FOR UNCOLLECTED TAXES	1,571,781.57			Surplus Dec. 31, 1989	2,454,600.83
EXPENDITURES TOTAL	28,656,234.55			Total	3,852,464.10

MUNICIPALITIES OPERATING UNDER SPECIAL STATUTORY FORMS OF GOVERNMENT

OPTIONAL MUNICIPAL CHARTER LAW 1950

<u>COMMISSION FORM (1911)</u>	<u>MAYOR-COUNCIL (cont'd)</u>	<u>MAYOR-COUNCIL (cont'd)</u>	<u>CONCIL-MANAGER</u>	<u>COUNCIL-MANAGER (cont'd)</u>
Allenhurst Boro.	<u>Plan B</u>	<u>Plan E (cont'd)</u>	<u>Plan A</u>	<u>Plan F</u>
Audubon Boro.	Avalon Boro.	Parsippany-Troy Hills Twp.	Mount Holly Twp.	Roxbury Twp
Avon-By-The-Sea	Brick Twp.	River Vale Twp.	Ocean Twp. (Mon.)	
Bass River Twp.	Camden City	Washington Twp. (Bergen)		<u>COUNCIL-MANAGER ACT</u>
Beach Haven Boro.	Cherry Hill Twp.	Washington Twp. (Glou)	<u>Plan B</u>	<u>Of 1923</u>
Belleville Twp.	Gloucester Twp			
Belmar Boro.	Lodi Boro	<u>Plan F</u>	Byram Twp.	Asbury Park City
Bordentown City	Mahwah Twp.	Clark Twp.	Cedar Grove Twp.	Cape May City
Bradley Beach Boro.	Passaic City	Denville Twp.	Evesham Twp.	Clifton City
Brigantine City	Perth Amboy City	Elizabeth City	Keansburg Boro.	Garfield City
Cape May Point Boro.	Saddle Brook Twp.	Florence Twp.	Newton Town	Hackensack City
Collingswood Boro.	Spotswood Boro.	Lincoln Park Boro.	Phillipsburg Town	Medford Lakes Boro.
Deal Boro.	Tinton Falls Boro.	Monroe Twp. (Glou)	Ridgewood Village	Teaneck Twp.
Haddon Twp.	West Orange Twp.	Monroe Twp. (Midd)	Sparta Twp.	Teterboro Boro.
Haddonfield Boro.		Morristown Town	Verona Twp.	
Harvey Cedars Boro.	<u>Plan C</u>	Mullica Twp.	<u>Plan C</u>	<u>SPECIAL CHARTER</u>
Hawthorne Boro.	Bayonne City	Old Bridge Twp.		<u>(Pre-1950)</u>
Long Beach Twp.	Jersey City, City	Piscataway Twp.	Montclair Twp.	Beverly City (1857)
Longport Boro.	Newark City	Rahway City	Weehawkin Twp.	Burlington City (1851)
Lyndhurst Twp.	Trenton City	Rockaway Twp.		Corbin City, City (1922)
Margate City, City		Wayne Twp.	<u>Plan D</u>	Egg Harbor City (1858)
Millville City		Woodbridge Twp.		Gloucester City, City (1868)
Monmouth Beach Boro.	<u>Plan D</u>		Franklin Twp. (Som.)	Hammonton Town (1866)
Mount Ephraim Boro.	Atlantic City, City	<u>SMALL MUNICIPALITY</u>	West Milford Twp.	Salem City (1858)
North Bergen	Berkeley Twp.			Woodbury City (1870)
Nutley Twp.	Delran Twp.	<u>Plan A</u>	<u>Plan E</u>	<u>SPECIAL CHARTER</u>
Pine Valley Boro.	Hoboken City	Berlin Twp.		<u>(Post-1950)</u>
Ridgefield Park Village	Irvington Twp.	Island Heights Boro.	Aberdeen Twp.	*Bloomfield Twp. (1955)
Sea Isle City, City	Ocean City, City	Stafford Twp.	Deptford Twp.	*Englewood City (1970)
Tavistock Boro.	Orange City, Twp.		East Windsor Twp.	Hackettstown Town (1970)
Union City, City	Paterson City	<u>Plan C</u>	Eastampton Twp.	Hardyston Twp. (1985)
Ventnor City, City	South Amboy City	Allamuchy Twp.	Fair Lawn Boro.	Middletown Twp. (1971)
West Cape May Boro.	Wildwood City	Chester Twp.	Galloway Twp.	*Montville Twp. (1974)
West New York Town		Clinton Twp.	Lawrence Twp. (Mer.)	Plainfield City (1968)
West Wildwood Boro.		Fairfield Twp. (Essex)	Livingston Twp.	South Orange Vill. Twp.(1977)
Wildwood Crest Boro.		Greenwich Twp. (Glou)	Lower Twp.	Westfield Town (1967)
	<u>Plan E</u>	Highlands Boro.	Maple Shade Twp.	
<u>MAYOR COUNCIL</u>	Bridgewater Twp.	Lambertville City	Medford Twp.	
	Burlington Twp.	Logan Twp.	Moorestown Twp.	
<u>Plan A</u>	East Brunswick Twp.	Lopatcong Twp.	Mount Laurel Twp.	
Bridgeton City	Edison Twp.	West Paterson Twp.	Mountain Lake Boro.	<u>MAYOR COUNCIL-ADMINISTRATION</u>
Long Branch City	Hamilton Twp. (Mer.)		Pequannock Twp.	
Vineland City	Jefferson Twp.	<u>Plan D</u>	Randolph Twp.	North Brunswick Twp.
	Marlboro Twp.	Estell Manor	Ringwood Twp.	
	Mine Hill Twp.		Scotch Plains Twp	
	Mount Olive Twp.		Washington Boro.	
	New Brunswick City		Willingboro Twp.	* Charter Study (Faulkner Act)
	North Plainfield Boro.			

TABLE I
 POPULATION CLASSIFICATIONS OF NEW JERSEY COUNTIES AND CITIES
 (BASED UPON THE 1980 OFFICIAL CENSUS)

Counties (N.J.S. 40A:6-1)

1st Class	Excess of 550,000 = Population density exceeding 3,000 per square mile Essex, Bergen, Middlesex
2nd Class	All others exceeding 200,000 = Not bordering on the Atlantic Ocean = Burlington, Gloucester, Morris, Union, Passaic, Camden, Hudson, Mercer, Somerset
3rd Class	50,000 - 200,000 = Not bordering on the Atlantic Ocean = Hunterdon, Salem, Cumberland, Sussex, Warren
4th Class	Less than 50,000 = Not bordering on Atlantic Ocean = None
5th Class	Bordering on the Atlantic Ocean, exceeding 100,000 = Monmouth, Atlantic, Ocean
6th Class	Bordering on the Atlantic Ocean, less than 100,000 = Cape May

Cities (R.S. 40:167-2)

1st Class	Exceeding 150,000 = Newark and Jersey City
2nd Class	12,000 - 150,000
3rd Class	All those not in 1st or 2nd class, except cities bordering upon Atlantic Ocean which are seaside or summer resorts.
4th Class	All cities bordering upon the Atlantic Ocean which are seaside or summer resorts.

TABLE 2
LOCAL UNITS RANKED BY POPULATION - 1990 ESTIMATES

<u>COUNTY</u>	<u>POPULATION</u>	<u>MUNICIPALITY</u>	<u>POPULATION</u>	<u>MUNICIPALITY</u>	<u>POPULATION</u>
Bergen	825,380	Passaic City	58,041	Fair Lawn Borough	30,548
Essex	778,206	Union City City	58,012	Mount Laurel Township	30,270
Middlesex	671,780	Old Bridge Township	56,475		
Monmouth	553,124			Winslow Township	30,087
Hudson	553,099	Vineland City	54,780	Orange City	29,925
		Gloucester Township	53,797	Westfield Township	28,870
Camden	502,824	Union Township	50,024	Hillsborough Township	28,808
Union	493,819	Parsippany-Troy Hills Township	48,478	Long Branch City	28,658
Passaic	453,060	North Bergen Township	48,414		
Ocean	433,203			Neptune Township	28,148
Morris	421,353	Piscataway Township	47,089	Marlboro Township	27,974
		Wayne Township	47,025	Nutley Town Township	27,099
Burlington	395,066	Plainfield City	46,567	Garfield City	26,727
Mercer	325,824	Bloomfield Town Township	45,061	Manalapan Township	26,716
Somerset	240,279	Lakewood Township	45,048		
Gloucester	230,082			Monroe Township (Gloucester)	26,703
Atlantic	224,327	East Brunswick Township	43,548	Livingston Township	26,609
		Franklin Township (Somerset)	42,780	Millville City	25,992
Cumberland	138,053	Perth Amboy City	41,967	South Brunswick Township	25,792
Sussex	130,943	Washington Township (Gloucester)	41,960	Lawrence Township (Mercer)	25,787
Hunterdon	107,776	New Brunswick City	41,711		
Cape May	95,089			West Milford Township	25,430
Warren	91,607	West Orange Town Township	39,103	Rahway City	25,325
		Howell Township	38,987	Paramus Borough	25,067
Salem	65,294	West New York Town	38,125	Ocean Township (Monmouth)	25,058
		Atlantic City City	37,986	Englewood City	24,850
Total	7,730,188	Teaneck Township	37,825		
<u>MUNICIPALITY</u>	<u>POPULATION</u>	Montclair Township Township	37,729	Freehold Township	24,710
Newark City	275,221	Berkeley Township	37,319	Voorhees Township	24,559
Jersey City City	228,537	Hackensack City	37,049	Egg Harbor Township	24,544
Paterson City	140,891	Linden City	36,701	Bergenfield Borough	24,458
Elizabeth City	110,002	Willingboro Township	36,291	Ridgewood Village	24,152
Woodbridge Township	93,086			Deptford Township	24,137
		Manchester Township	35,976	Galloway Township	23,330
Edison Township	88,680	Evesham Township	35,309	Cranford Township	22,633
Trenton City	88,675	Sayreville Borough	34,986	Lodi Borough	22,355
Camden City	87,492	Kearny Town	34,874	East Windsor Township	22,353
Hamilton Township (Mercer)	86,553	Pennsauken Township	34,738		
Dover Township	76,371			Monroe Township (Middlesex)	22,255
		Belleville Town Township	34,213	Lacey Township	22,141
East Orange City	73,552	Ewing Township	34,185	Hazlet Township	21,976
Clifton City	71,742	Hoboken City	33,397	Maplewood Township	21,652
Cherry Hill Township	69,348	Jackson Township	33,233	Mount Olive Township	21,282
Middletown Township	68,183	Bridgewater Township	32,509		
Brick Township	66,473			Vernon Township	21,211
		Fort Lee Borough	31,997	Scotch Plains Township	21,160
Bayonne City	61,444	Pemberton Township	31,342		
Irvington Town Township	61,018	North Brunswick Township	31,287		

1990 TABLE 2 (Continued)

<u>MUNICIPALITY</u>	<u>POPULATION</u>	<u>MUNICIPALITY</u>	<u>POPULATION</u>	<u>MUNICIPALITY</u>	<u>POPULATION</u>
Hillside Township	21,044	Montville Township	15,600	Ridgefield Park Village	12,454
Lower Township	20,820	Washington Township (Morris)	15,592	Burlington Township	12,454
Medford Township	20,526				
South Plainfield Borough	20,489	Hopatcong Borough	15,586	Weehawken Township	12,385
Roxbury Township	20,429	Ocean City City	15,512	Tinton Falls Borough	12,361
Cliffside Park Borough	20,393	Wyckoff Township	15,372	Barnegat Township	12,235
Roselle Borough	20,314	Collingswood Borough	15,289	Hammonton Town	12,208
Wall Township	20,244	Sparta Township	15,157	Cedar Grove Township	12,053
Randolph Township	19,974	Dover Town	15,115	Princeton Borough	12,016
Morris Township	19,952	Haddon Township	14,837	Oakland Borough	11,997
Summit City	19,757	Middle Township	14,771	Berkeley Heights Township	11,980
Rockaway Township	19,572	Clark Township	14,629	Somerville Borough	11,632
West Deptford Township	19,380	Cinnaminson Township	14,583	Haddonfield Borough	11,628
Maple Shade Township	19,211	Palisades Park Borough	14,536	Hopewell Township (Mercer)	11,590
Carteret Borough	19,025	Franklin Township (Gloucester)	14,482	Hanover Township	11,538
Bridgeton City	18,942	Plainsboro Township	14,213	Holmdel Township	11,532
North Plainfield Borough	18,820	Secaucus Town	14,061	Hasbrouck Heights Borough	11,488
Lindenwold Borough	18,734	Denville Township	13,812	New Providence Borough	11,439
Millburn Township	18,630	Eatontown Borough	13,800	Brigantine City	11,354
Lyndhurst Township	18,262	Pennsville Township	13,794	Little Falls Township	11,294
Point Pleasant Borough	18,177	North Arlington Borough	13,790	Somers Point City	11,216
Mahwah Township	17,905	South River Borough	13,692	Keansburg Borough	11,069
Jefferson Township	17,825	Verona Borough Township	13,597	Ventnor City City	11,005
Rutherford Borough	17,790	Harrison Town	13,425	West Paterson Borough	10,982
Elmwood Park Borough	17,623	Springfield Township (Union)	13,420	Lincoln Park Borough	10,978
Bernards Township	17,199	Readington Township	13,400	Waterford Township	10,940
Dumont Borough	17,187	Little Egg Harbor Township	13,333	Woodbury City	10,904
Hawthorne Borough	17,084	Tenafly Borough	13,326	Branchburg Township	10,888
Aberdeen Township	17,038	Stafford Township	13,325	Glen Rock Borough	10,883
Asbury Park City	16,799	Saddle Brook Township	13,296	Warren Township	10,830
South Orange Township Village	16,390	Highland Park Borough	13,279	Wallington Borough	10,828
Morristown Town	16,189	Ramsey Borough	13,228	Clinton Township	10,816
Moorestown Township	16,116	Princeton Township	13,198	Freehold Borough	10,742
Pleasantville City	16,027	Delran Township	13,178	Fairview Borough	10,733
West Windsor Township	16,021	Middlesex Borough	13,055	Upper Township	10,681
Hamilton Township (Atlantic)	16,012	Pequannock Township	12,844	Mount Holly Township	10,639
New Milford Borough	15,990	Roselle Park Borough	12,805	Red Bank Borough	10,636
Madison Borough	15,850	Metuchen Borough	12,804	River Edge Borough	10,603
Phillipsburg Town	15,757	Gloucester City City	12,649	Manville Borough	10,567
Raritan Township	15,616	Ringwood Borough	12,623	Pompton Lakes Borough	10,539
Glassboro Borough	15,614	Bellmawr Borough	12,603		

1990 TABLE 2 (Continued)

<u>MUNICIPALITY</u>	<u>POPULATION</u>	<u>MUNICIPALITY</u>	<u>POPULATION</u>	<u>MUNICIPALITY</u>	<u>POPULATION</u>
Westwood Borough	10,446	Hackettstown Town	8,120	Upper Deerfield Township	6,927
West Caldwell Borough Township	10,422	Park Ridge Borough	8,102	Salem City	6,883
Florence Township	10,266	Closter Borough	8,094	Linwood City	6,866
Southampton Township	10,202	Byram Township	8,048	Barrington Borough	6,774
Totowa Borough	10,177	Oradell Borough	8,024	North Caldwell Borough	6,706
Mantua Township	10,074	Chatham Borough	8,007	Lumberton Township	6,705
Ridgefield Borough	9,996	North Haledon Borough	7,987	Rumson Borough	6,701
North Hanover Township	9,994	Spotswood Borough	7,983	Mountainside Borough	6,657
Little Ferry Borough	9,989	Riverside Township	7,974	Maurice River Township	6,648
East Hanover Township	9,926	East Rutherford Borough	7,902	Bernardsville Borough	6,597
Franklin Lakes Borough	9,873	South Amboy City	7,863	Paulsboro Borough	6,577
Pine Hill Borough	9,854	Haddon Heights Borough	7,860	Dunellen Borough	6,528
Burlington City	9,835	Passaic Township	7,826	Washington Borough	6,474
Waldwick Borough	9,757	Bogota Borough	7,824	Rockaway Borough	6,243
Hillsdale Borough	9,750	West Long Branch Borough	7,690	Union Beach Borough	6,156
Wanaque Borough	9,711	Bordentown Township	7,683	Clayton Borough	6,155
Montgomery Township	9,612	Buena Vista Township	7,655	Oceanport Borough	6,146
New Hanover Township	9,546	Fairfield Township (Essex)	7,615	Plumsted Township	6,005
Bound Brook Borough	9,487	Stratford Borough	7,614	Westampton Township	6,004
Wantage Township	9,487	Keyport Borough	7,586	Chester Township	5,958
Maywood Borough	9,473	Kenilworth Borough	7,574	Allendale Borough	5,900
River Vale Township	9,410	Cresskill Borough	7,558	Mullica Township	5,896
Pitman Borough	9,365	Caldwell Borough Township	7,549	Belmar Borough	5,877
Chatham Township	9,361	Bloomington Borough	7,530	Washington Township (Mercer)	5,815
Beachwood Borough	9,324	Newton Town	7,521	Raritan Borough	5,798
Matawan Borough	9,270	Wood-Ridge Borough	7,506	Shamong Township	5,765
Washington Township (Bergen)	9,245	Butler Borough	7,392	Little Silver Borough	5,721
Audubon Borough	9,205	Tabernacle Township	7,360	Fairfield Township (Cumberland)	5,699
Runnemede Borough	9,042	Northfield City	7,305	Lebanon Township	5,679
Colts Neck Township	8,559	Absecon City	7,298	Berlin Borough	5,672
Florham Park Borough	8,521	Upper Saddle River Borough	7,198	Englewood Cliffs Borough	5,634
Kinnelon Borough	8,470	Mansfield Township (Warren)	7,154	Clementon Borough	5,601
Carneys Point Township	8,443	Fanwood Borough	7,115	Rochelle Park Township	5,587
Margate City	8,431	Bedminster Township	7,086	Dennis Township	5,574
Edgewater Park Township	8,388	Glen Ridge Borough Township	7,076	Carlstadt Borough	5,510
Leonia Borough	8,365	Palmyra Borough	7,056	Berlin Township	5,466
Boonton Town	8,343	Midland Park Borough	7,047	Somerdale Borough	5,440
Guttenberg Town	8,268	Milltown Borough	6,968	Andover Township	5,438
Pittsgrove Township	8,121	Haledon Borough	6,951	Ocean Township (Ocean)	5,416
		Montvale Borough	6,946		
		Emerson Borough	6,930		

1990 TABLE 2 (Continued)

<u>MUNICIPALITY</u>	<u>POPULATION</u>	<u>MUNICIPALITY</u>	<u>POPULATION</u>	<u>MUNICIPALITY</u>	<u>POPULATION</u>
Wharton Borough	5,405	Egg Harbor City	4,583	Spring Lake Borough	3,499
Manasquan Borough	5,369	Westville Borough	4,573	Allamuchy Township	3,484
Washington Township (Warren)	5,367			National Park Borough	3,413
Spring Lake Heights Borough	5,341	Northvale Borough	4,563	Long Beach Township	3,407
Blairstown Township	5,331	Mendham Township	4,537	Stanhope Borough	3,393
Woodcliff Lake Borough	5,303	Mount Ephraim Borough	4,517	Woodbury Heights Borough	3,392
Jamesburg Borough	5,294	Delaware Township	4,512	Haworth Borough	3,384
Hardyston Township	5,275	Wildwood City	4,484	Mine Hill Township	3,333
Fair Haven Borough	5,270	Bradley Beach Borough	4,475	Kingwood Township	3,325
East Greenwich Township	5,258	Medford Lakes Borough	4,462	Delanco Township	3,316
Penns Grove Borough	5,228	Green Brook Township	4,460	Netcong Borough	3,311
Morris Plains Borough	5,219	Buena Borough	4,441	Monmouth Beach Borough	3,303
Chesterfield Township	5,152	Hampton Township	4,438	Upper Freehold Township	3,277
Logan Township	5,147	Oaklyn Borough	4,430	Pilesgrove Township	3,250
Hightstown Borough	5,126	Brielle Borough	4,406	Hainesport Township	3,249
Frankford Township	5,114	Bordentown City	4,341	Woodstown Borough	3,154
Point Pleasant Beach Borough	5,112	East Amwell Township	4,332	Upper Pittsgrove Township	3,140
Watchung Borough	5,110	Old Tappan Borough	4,254	Bethlehem Township	3,104
Greenwich Township (Gloucester)	5,102	Stillwater Township	4,253	Shrewsbury Borough	3,096
Union Township (Hunterdon)	5,078	Garwood Borough	4,227	Lakehurst Borough	3,078
Millstone Township	5,069	Hopewell Township (Cumberland)	4,215	Tuckerton Borough	3,048
Prospect Park Borough	5,053	South Bound Brook Borough	4,185	Springfield Township (Burlington)	3,028
Lopatcong Township	5,052	Merchantville Borough	4,095	Beverly City	2,973
Commercial Township	5,026	Flemington Borough	4,047	Saddle River Borough	2,950
North Wildwood City	5,017	Independence Township	3,940	Deerfield Township	2,933
Edgewater Borough	5,001	Ho-Ho-Kus Borough	3,935	Franklin Township (Hunterdon)	2,851
Neptune City Borough	4,997	Lambertville City	3,927	Lawnside Borough	2,841
Franklin Borough	4,977	High Bridge Borough	3,886	Montague Township	2,832
Eastampton Township	4,962	Mansfield Township (Burlington)	3,874	Moonachie Borough	2,817
Holland Township	4,892	South Toms River Borough	3,869	Alloway Township	2,795
Mendham Borough	4,890	Mountain Lakes Borough	3,847	Riverton Borough	2,775
Magnolia Borough	4,861	Wrightstown Borough	3,843	Fredon Township	2,763
Norwood Borough	4,858	Elk Township	3,806	Ogdensburg Borough	2,722
Highlands Borough	4,849	Harding Township	3,640	Green Township	2,709
Roseland Borough	4,847	Wildwood Crest Borough	3,631	Sea Isle City City	2,692
Tewksbury Township	4,803	Mount Arlington Borough	3,630	Woodbine Borough	2,678
Demarest Borough	4,800	White Township	3,603	Belvidere Township	2,669
Harrison Township	4,715	Alexandria Township	3,594	Harmony Township	2,653
Cape May City	4,668	Pohatcong Township	3,591	Hamburg Borough	2,566
Atlantic Highlands Borough	4,629	Boonton Township	3,566	Woodlynne Borough	2,547
Harrington Park Borough	4,623			Knowlton Township	2,543

1990 TABLE 2 (Continued)

<u>MUNICIPALITY</u>	<u>POPULATION</u>	<u>MUNICIPALITY</u>	<u>POPULATION</u>	<u>MUNICIPALITY</u>	<u>POPULATION</u>
Pennington Borough	2,537	Hope Township	1,719	West Cape May Borough	1,026
Alpha Borough	2,530	Alpine Borough	1,716	Stone Harbor Borough	1,025
Quinton Township	2,511	Downe Township	1,702	Port Republic City	992
Cranbury Township	2,500	Sea Bright Borough	1,693	Greenwich Township (Cumberland)	911
Liberty Township	2,493	Mannington Township	1,693	Interlaken Borough	910
Lawrence Township (Cumberland)	2,433	Oldmans Township	1,683	Bloomsbury Borough	890
Franklin Township (Warren)	2,404	Glen Gardner Borough	1,665	Roosevelt Borough	884
Gibbsboro Borough	2,383	Newfield Borough	1,592	Branchville Borough	851
Riverdale Borough	2,370	Bass River Township	1,580	Washington Township (Burlington)	805
Seaside Heights Borough	2,366	Winfield Township	1,576	Allenhurst Borough	759
Laurel Springs Borough	2,341	Elmer Borough	1,571	Andover Borough	700
Wenonah Borough	2,331	Frenchtown Borough	1,528	Rocky Hill Borough	693
Lavallette Borough	2,299	Chesilhurst Borough	1,526	Barnegat Light Borough	675
West Amwell Township	2,251	Hampton Borough	1,515	Far Hills Borough	657
Sussex Borough	2,201	South Belmar Borough	1,482	Stockton Borough	629
Folsom Borough	2,181	Eagleswood Township	1,476	Fieldsboro Borough	579
Avon-By-The-Sea Borough	2,165	Beach Haven Borough	1,475	West Wildwood Borough	453
East Newark Borough	2,157	Island Heights Borough	1,470	Millstone Borough (Somerset)	450
Essex Fells Borough Township	2,139	Farmingdale Borough	1,462	Corbin City	412
Peapack Gladstone Borough	2,111	Woolwich Township	1,459	Shiloh Borough	408
South Hackensack Township	2,106	Stow Creek Township	1,437	Loch Arbour Village	380
Sea Girt Borough	2,099	Estell Manor City	1,404	Harvey Cedars Borough	362
Ocean Gate Borough	2,078	Surf City Borough	1,375	Mantoloking Borough	334
Woodland Township	2,063	Pemberton Borough	1,367	Rockleigh Borough	270
Clinton Town	2,054	Ship Bottom Borough	1,352	Cape May Point Borough	248
Swedesboro Borough	2,024	Victory Gardens Borough	1,314	Walpack Township	67
Hopewell Borough	1,968	Milford Borough	1,273	Tavistock Borough	35
Weymouth Township	1,957	Englishtown Borough	1,268	Teterboro Borough	22
Pine Beach Borough	1,954	Hardwick Township	1,235	Pahaquarry Township	20
South Harrison Township	1,919	Bay Head Borough	1,226	Pine Valley Borough	19
Lafayette Township	1,902	Longport Borough	1,224		
Greenwich Township (Warren)	1,899	Chester Borough	1,214		
Seaside Park Borough	1,871	Helmetta Borough	1,211		
Lower Alloways Creek Township	1,858	Deal Borough	1,179		
Allentown Borough	1,828	Elsinboro Township	1,170		
Avalon Borough	1,809	Audubon Park Borough	1,150		
Brooklawn Borough	1,805	Shrewsbury Township	1,098		
Oxford Township	1,790	Califon Borough	1,073		
Frelinghuysen Township	1,779	Hi-Nella Borough	1,045		
Sandyston Township	1,732	Lebanon Borough	1,036		

TABLE 3

SUMMARY OF CURRENT FINANCES OF ALL MUNICIPALITIES - DECEMBER 31, 1985 to 1989

(THOUSANDS OF DOLLARS)*

ASSETS AND LIABILITIES

<u>Assets</u>	<u>1985</u>	<u>1986</u>	<u>1987</u>	<u>1988</u>	<u>1989</u>
Cash	\$ 1,390,430	\$ 1,565,058	\$ 1,586,837	\$ 1,724,519	\$ 1,793,696
Taxes Receivables	230,037	250,717	259,124	310,770	392,612
Title Liens	93,451	85,927	83,299	74,150	88,947
Foreclosed Property	285,494	284,690	289,757	288,921	293,677
Other Receivables	137,325	158,085	174,105	131,772	137,131
State Aid Receivables	18,459	22,187	28,929	45,758	38,414
Emergencies and Deferred Charges	<u>67,232</u>	<u>57,623</u>	<u>86,605</u>	<u>71,216</u>	<u>100,235</u>
TOTAL	<u>\$ 2,222,428</u>	<u>\$ 2,424,287</u>	<u>\$ 2,508,656</u>	<u>\$ 2,647,106</u>	<u>\$ 2,844,712</u>
<u>Liabilities</u>					
Cash Liabilities	\$ 883,951	\$ 1,027,602	\$ 1,051,552	\$ 1,086,660	\$ 1,204,056
Reserves for Receivables	705,104	732,591	760,866	806,536	912,283
Surplus Revenues	<u>633,373</u>	<u>664,094</u>	<u>696,238</u>	<u>753,910</u>	<u>728,373</u>
TOTAL	<u>\$ 2,222,428</u>	<u>\$ 2,424,287</u>	<u>\$ 2,508,656</u>	<u>\$ 2,647,106</u>	<u>\$ 2,844,712</u>

SUMMARY OF CURRENT FINANCES OF ALL COUNTIES - DECEMBER 31, 1985 to 1989

ASSETS AND LIABILITIES

<u>Assets</u>					
Cash	\$ 409,687	\$ 471,924	\$ 451,550	\$ 525,580	\$ 540,193
State Aid Receivables	29,968	41,630	48,866	35,146	15,751
Other Receivables	57,982	104,832	92,011	82,116	83,903
Deferred Charges and Emergencies	<u>14,309</u>	<u>11,241</u>	<u>6,661</u>	<u>2,799</u>	<u>14,141</u>
TOTAL	<u>\$ 511,946</u>	<u>\$ 629,627</u>	<u>\$ 599,088</u>	<u>\$ 645,641</u>	<u>\$ 653,988</u>
<u>Liabilities</u>					
Cash Liabilities	\$ 323,763	\$ 358,385	\$ 296,413	\$ 328,097	\$ 339,257
Reserves for Receivables	35,613	72,870	78,568	86,959	63,957
Surplus Revenues	<u>152,570</u>	<u>198,372</u>	<u>224,107</u>	<u>230,585</u>	<u>250,774</u>
TOTAL	<u>\$ 511,946</u>	<u>\$ 629,627</u>	<u>\$ 599,088</u>	<u>\$ 645,641</u>	<u>\$ 653,988</u>

*Rounded to the nearest thousand

TABLE 4

SUMMARY OF EXPENDITURES AND REVENUES OF ALL COUNTY GOVERNMENTS - 1985 to 1989

<u>EXPENDITURES</u>	<u>1985</u>	<u>1986</u>	<u>1987</u>	<u>1988</u>	<u>1989</u>
<u>County Functions</u>					
General Government	\$ 329,914,616	\$ 355,708,694	\$ 402,009,119	\$ 460,928,896	\$ 518,310,085
Judiciary	131,280,679	148,691,042	151,461,777	169,911,913	186,052,998
Public Safety	173,344,795	193,069,001	223,333,652	260,601,465	312,098,494
Public Works					
Roads and Bridges	80,181,227	86,192,917	88,136,291	106,155,345	111,249,582
Other	67,561,913	84,311,903	80,479,856	87,870,463	85,398,555
Health	393,430,342	413,851,331	432,280,796	453,527,870	459,823,503
Welfare	243,452,565	254,447,333	272,642,357	297,489,310	318,097,209
Recreation & Conservation	62,810,856	62,240,168	66,979,245	76,377,714	83,541,687
Education	233,230,145	256,433,145	267,252,200	284,539,375	316,854,392
FICA & Fringe Benefits	182,504,244	201,003,983	217,746,814	246,106,825	296,666,317
CETA & Other Public Employment Programs	<u>3,838,851</u>	<u>2,762,205</u>	<u>21,000</u>	<u>22,000</u>	<u>8,034</u>
Total County Functions	<u>\$ 1,901,550,233</u>	<u>\$ 2,058,711,722</u>	<u>\$ 2,202,342,607</u>	<u>\$ 2,443,531,176</u>	<u>\$ 2,688,100,856</u>
<u>Other Expenses</u>					
*Capital Improvements	\$ 12,873,600	\$ 19,679,025	\$ 16,794,183	\$ 25,337,688	\$ 31,875,581
Debt Principal	83,683,300	96,631,780	117,179,800	144,561,002	150,737,076
Debt Interest	91,918,842	102,803,610	115,553,775	106,448,780	107,362,124
Deferred Charges	36,070,890	34,536,113	23,591,297	19,188,030	16,603,119
Reserve for Uncollected Taxes	<u>-0-</u>	<u>-0-</u>	<u>-0-</u>	<u>-0-</u>	<u>-0-</u>
Total Other Expenses	<u>\$ 211,673,032</u>	<u>\$ 233,971,503</u>	<u>\$ 256,324,872</u>	<u>\$ 295,535,500</u>	<u>\$ 306,577,900</u>
TOTAL EXPENDITURES	<u>\$ 2,113,223,265</u>	<u>\$ 2,292,683,225</u>	<u>\$ 2,458,667,479</u>	<u>\$ 2,713,728,988</u>	<u>\$ 2,962,803,175</u>
<u>REVENUES</u>					
Surplus (Prior years)\$	\$ 101,664,499	\$ 104,407,503	\$ 135,878,483	\$ 149,915,463	\$ 154,473,176
Miscellaneous	660,497,726	729,951,764	787,226,119	859,051,386	905,150,124
Revenue Sharing"	73,210,000	59,441,886	5,831,070	2,372,403	184,314
Current Tax Collections	<u>\$ 1,342,365,342</u>	<u>\$ 1,490,492,148</u>	<u>\$ 1,631,295,920</u>	<u>\$ 1,806,887,122</u>	<u>\$ 2,001,088,437</u>
TOTAL REVENUES	<u>\$ 2,177,737,567</u>	<u>\$ 2,384,293,301</u>	<u>\$ 2,560,231,592</u>	<u>\$ 2,818,226,374</u>	<u>\$ 3,060,896,051</u>

*Not included in Totals

TABLE 5

SUMMARY OF EXPENDITURES AND REVENUES OF ALL MUNICIPALITIES 1985 to 1989

<u>EXPENDITURES</u>	<u>1985</u>	<u>1986</u>	<u>1987</u>	<u>1988</u>	<u>1989</u>
Municipal Functions					
General Government	\$ 605,620,405	\$ 693,607,502	\$ 727,860,379	\$ 788,872,161	\$ 850,032,235
Judiciary	40,200,345	44,209,330	50,159,168	53,679,217	59,694,614
Public Safety	959,455,668	1,030,639,033	1,100,907,527	1,206,438,678	1,299,170,681
Public Works					
Roads and Bridges	256,576,136	270,371,173	280,911,710	307,916,574	298,708,789
Other	414,208,797	471,543,515	546,633,904	664,458,126	748,115,007
Health	64,861,520	69,854,221	71,130,702	79,550,244	85,096,629
Welfare	36,272,922	35,066,070	35,040,504	39,930,196	41,358,651
Recreation & Conservation	88,997,022	95,623,418	107,157,828	124,172,166	141,274,093
Education	95,621,463	103,314,481	118,103,519	125,237,786	143,333,133
FICA & Fringe Benefits	337,365,455	356,870,234	389,919,648	447,821,056	523,978,746
CETA & Other Public					
Employment Programs	<u>33,175</u>	<u>4,850,486</u>	<u>3,914,029</u>	<u>3,050,018</u>	<u>5,433,047</u>
	<u>\$2,899,212,828</u>	<u>\$3,175,949,463</u>	<u>\$3,431,738,616</u>	<u>\$3,841,126,222</u>	<u>\$ 4,196,195,625</u>
Other Expense					
*Capital Improvements	\$ 38,300,831	\$ 35,790,538	\$ 45,504,730	\$ 48,099,154	\$ 46,093,776
Debt-Principal	178,179,638	188,685,588	203,497,295	213,640,064	245,365,568
Debt-Interest	167,039,290	177,188,142	193,403,661	186,285,342	207,023,512
Deferred Charges	46,966,683	57,595,598	53,118,616	79,679,804	58,395,587
Reserve for Uncollected Taxes	316,848,712	342,873,926	358,060,039	381,085,712	433,824,775
School, County and Special					
District Taxes	<u>4,296,385,690</u>	<u>4,678,421,970</u>	<u>5,173,260,847</u>	<u>5,783,852,475</u>	<u>6,483,039,488</u>
Total Other Expenses	<u>\$5,004,420,013</u>	<u>\$5,444,765,224</u>	<u>\$5,981,340,458</u>	<u>\$ 6,644,543,397</u>	<u>\$ 7,427,648,930</u>
TOTAL EXPENDITURES	<u>\$7,903,632,841</u>	<u>\$8,620,714,687</u>	<u>\$9,413,079,074</u>	<u>\$10,485,669,619</u>	<u>\$11,623,844,555</u>
<u>REVENUES</u>					
Surplus (prior years)	\$ 376,604,926	\$ 392,180,073	\$ 428,431,498	\$ 446,708,250	\$ 507,644,091
Miscellaneous Revenues	1,502,700,150	1,575,588,482	1,653,683,725	1,730,566,994	1,819,943,848
State Aid Revenues	307,454,455	306,652,941	359,159,668	434,437,014	415,664,068
State and Local Fiscal					
Assistance Act Utilized	77,807,007	68,912,343	3,595,768	1,153,208	405,557
Delinquent Taxes and Liens	210,502,377	229,401,554	246,954,518	259,329,929	278,276,852
Current Tax Collections	<u>5,427,568,172</u>	<u>6,067,178,867</u>	<u>6,754,333,216</u>	<u>7,649,833,535</u>	<u>8,525,243,980</u>
TOTAL REVENUES	<u>\$7,902,637,087</u>	<u>\$8,639,914,260</u>	<u>\$9,446,058,393</u>	<u>\$10,522,028,930</u>	<u>\$11,547,178,396</u>

TABLE 6

STATEWIDE TRENDS IN STATUTORY NET CAPITAL DEBT

The following statement, showing the statutory net capital debt of counties and municipalities, represents the outstanding indebtedness authorized, including issued and unissued debt.

<u>Municipal Gross Debt</u>	1985	1986	1987	1988	1989
School	\$ 1,494,800,163	\$ 1,635,853,794	\$ 1,642,266,323	\$ 1,744,027,536	\$ 1,751,905,257
Utility	821,789,103	891,789,103	1,014,550,529	1,209,103,418	1,296,145,032
General	<u>2,507,152,502</u>	<u>2,817,603,883</u>	<u>2,989,593,829</u>	<u>3,450,421,132</u>	<u>3,792,266,011</u>
Total Gross Debt.	\$ 4,823,741,769	\$ 5,344,461,979	\$ 5,646,410,681	\$ 6,403,552,086	\$ 6,840,316,300
Statutory Deductions	<u>2,486,177,749</u>	<u>2,685,114,128</u>	<u>2,745,168,644</u>	<u>3,202,563,913</u>	<u>3,311,919,774</u>
Municipal Net Capital Debt	\$ 2,337,564,020	\$ 2,659,347,851	\$ 2,901,242,037	\$ 3,200,988,173	\$ 3,528,396,526
Percent of Net Debt.	1.09	1.08	.99	.89	.82
<u>County Gross Debt</u>	\$ 1,858,056,498	\$ 2,252,585,202	\$ 2,642,762,572	\$ 2,881,625,668	\$ 3,489,008,575
Statutory Deductions	<u>331,873,042</u>	<u>483,932,498</u>	<u>656,319,423</u>	<u>703,010,691</u>	<u>1,049,208,713</u>
County Net Capital Debt	\$ <u>1,526,183,456</u>	\$ <u>1,768,652,704</u>	\$ <u>1,986,443,149</u>	\$ <u>2,178,614,977</u>	\$ 2,439,799,862
Percent of Net Debt.	.71	.72	.67	.61	.57
<u>Municipal and County Debt.</u>					
Gross Capital Debt	\$ 6,681,798,267	\$ 7,597,047,181	\$ 8,289,173,253	\$ 9,285,177,754	\$ 10,329,324,875
Net Capital Debt	3,863,747,476	4,428,000,555	4,887,685,186	5,379,603,150	5,968,196,388
Percent of Net Debt.	1.80	1.80	1.66	1.50	1.39
Average of Three Years' Equalized Valuation	\$214,391,656,590	\$245,595,973,796	\$294,192,710,811	\$359,912,977,986	\$427,822,474,454

TABLE 7

TOTAL GROSS AND NET DEBT OF MUNICIPALITIES AND COUNTIES BY COUNTY FOR 1989

This table shows the total gross debt of municipalities and counties, the total net debt, and the percentage that net debt bears to the "equalized valuation basis" of the three preceding years' real property.*

COUNTY	GROSS DEBT			NET DEBT			% OF NET DEBT			EQUALIZED VALUATION BASIS
	MUNICIPAL	COUNTY	TOTAL	MUNICIPAL	COUNTY	TOTAL	MUN.	CO.	TOT.	
Atlantic	\$282,098,055	\$104,186,400	\$386,284,455	\$152,914,493	\$ 94,886,640	\$247,801,133	1.00	.62	1.62	\$ 15,227,022,168
Bergen	476,430,759	332,427,765	808,858,524	370,908,389	279,732,808	650,641,197	.51	.39	.90	72,158,385,491
Burlington	334,653,818	198,562,692	533,216,510	128,008,319	153,409,403	281,417,722	.92	1.10	2.02	13,952,676,457
Camden	324,113,155	141,097,355	465,210,510	169,653,057	139,699,727	309,352,784	1.16	.95	2.11	14,630,263,251
Cape May	199,645,710	301,073,146	500,718,856	120,083,610	58,888,146	178,971,756	1.26	.62	1.88	9,503,973,399
Cumberland	50,755,564	63,998,652	114,754,216	23,117,781	31,777,820	54,895,601	.80	1.10	1.90	2,900,487,097
Essex	615,616,799	483,798,465	1,009,415,264	243,345,950	208,006,574	451,352,524	.75	.64	1.39	32,610,654,003
Gloucester	110,287,176	66,181,484	176,468,660	58,464,693	53,598,285	112,062,978	.89	.82	1.71	6,533,168,878
Hudson	675,927,488	227,452,320	903,379,808	215,083,662	56,897,402	271,981,064	1.09	.29	1.38	19,805,630,456
Hunterdon	85,922,763	41,951,382	127,874,145	41,358,869	41,951,382	83,310,251	.53	.54	1.07	7,793,563,109
Mercer	379,050,355	151,271,816	530,322,171	193,645,103	76,486,935	270,132,038	1.31	.52	1.83	14,728,330,213
Middlesex	713,706,385	284,784,892	998,491,277	444,100,773	275,767,391	719,868,164	1.17	.73	1.90	38,003,144,846
Morristown	498,335,308	282,735,007	781,070,315	291,426,308	169,987,007	461,413,315	.85	.50	1.35	34,219,134,174
Morris	667,132,652	126,010,034	793,142,686	308,296,929	124,012,327	432,309,256	.87	.35	1.22	35,492,771,159
Ocean	368,793,598	222,443,895	591,237,493	203,915,179	222,443,894	426,359,073	.72	.78	1.50	28,494,683,126
Passaic	358,961,929	140,405,901	499,367,830	193,343,028	137,811,113	331,154,141	.93	.66	1.59	20,763,665,049
Salem	34,812,688	6,696,400	38,509,088	4,800,660	5,978,400	10,779,060	.27	.34	.61	1,771,012,460
Somerset	209,395,379	138,326,000	347,721,379	150,373,305	134,046,954	284,420,259	.79	.70	1.49	19,027,508,880
Sussex	108,006,042	65,145,655	173,151,697	27,590,056	64,549,770	92,139,826	.39	.92	1.31	7,014,983,982
Union	289,302,882	95,726,314	385,029,196	175,298,185	95,134,884	270,433,069	.61	.33	.94	28,733,936,290
Warren	57,367,795	14,733,000	72,100,795	12,668,177	14,733,000	27,401,177	.28	.33	.61	4,457,479,966
TOTALS	\$6,840,316,300	\$3,489,008,575	\$10,329,324,875	\$3,528,396,526	\$2,439,799,862	\$5,968,196,388	.82	.57	1.39	\$427,822,474,454

*Amounts rounded to nearest dollar

TABLE 8

AUTHORITY DEBT - DECEMBER 31, 1989

The following tabulation represents the outstanding capital debt of locally created Authorities within New Jersey. Local Authorities operate on various fiscal years; the amounts shown below reflect outstanding bonds, notes, loans and mortgages payable by the Authority as of the respective fiscal year ended nearest to December 31, 1989. The information was obtained from reports of audit filed with the Division pursuant to law.

AUTHORITY	TYPE	AMOUNT	AUTHORITY	TYPE	AMOUNT
Aberdeen	MUA	15,200,000	Comberland Co. (3)	PCFA	-0-
Asbury Park	PA	120,000	Comberland Co.	UA	10,645,000
Atlantic City	CCA	-0-	Delanco	SA	-0-
Atlantic City	MUA	23,855,651	Delaware	MUA	138,000
Atlantic Co.	IA	436,896,531	Delran	SA	5,363,000
Atlantic Co.	TA	3,604,327	Deptford	MUA	9,649,625
Atlantic Co.	UA	59,802,106	Dover Twp.	MUA	25,250,838
Atlantic Highlands	RSA	10,057,400	Dover Twp.	PA	86,667
Bayonne	PA	19,597	Dunellen	PA	44,380
Bayshore	RSA	17,190,000	East Brunswick	SA	3,455,000
Beach Haven	SA	86,000	East Orange (6)	PA	384,483
Beachwood	SA	3,055,566	East Rutherford	SA	4,883,320
Bellmawr	SA	-0-	East Windsor	MUA	18,500,000
Bergen Co.	UA	625,469,281	Eatontown	SA	426,000
Berkeley (5)	MUA	-0-	Edgewater	MUA	16,000,000
Berkeley	SA	2,940,000	Edgewater Park	SA	500,000
Bernards	SA	20,080,000	Egg Harbor	MUA	1,695,000
Beverly	SA	175,000	Elizabeth	PA	3,400,000
Boonton	PA	17,656	Elk (5)	MUA	-0-
Bordentown	SA	22,135,000	Essex Co.	IA	103,520,756
Brick	MUA	61,335,000	Evesham	MUA	24,935,000
Bridgeton	MPA	909,515	Ewing-Lawrence	SA	21,060,000
Buena	MUA	3,755,000	Florham Park (6)	SA	2,750,000
Burlington Co.	BC	-0-	Fort Lee	PA	-0-
Camden	MPA	2,750,000	Franklin (Som)	SA	5,618,000
Camden	PA	751,155	Glooucester City	SA	133,000
Camden Co. (6)	IA	37,370,000	Glooucester Co.	IA	91,220,717
Camden Co.	MUA	539,310,073	Glooucester Co. (6)	PCFA	-0-
Camden Co. (6)	PCFA	108,200,00	Glooucester Co.	UA	36,857,873
Cape May Co.	BC	185,000	Gloucester Twp.	MUA	13,799,000
Cape May Co..	MUA	385,424,072	Hackettstown	MUA	12,705,000
Cape May Co. (6)	PCFA	39,000,000	Hackettstown	PA	-0-
Carlstadt	SA	3,376,000	Hamilton (Alt.)	MUA	7,257,167
Carneys Point	SA	8,725,000	Hanover	SA	18,579,729
Cinnaminson	SA	1,534,000	Hardyston	MUA	-0-
Clayton	SA	80,000	Hazlet	SA	5,960,000
Clementon	SA	720,000	Highland Park	PA	524,732
Clifton (3)	MUA	-0-	Hillsborough	MUA	9,485,000
Clifton (2)	SWMA	-0-	Hoboken	PA	7,135,160
Clinton	SA	1,860,000	Hoboken-Union City		
Comberland Co.	IA	19,980,000	Weehawken (2)	SA	-0-

TABLE 8

AUTHORITY DEBT - DECEMBER 31, 1989

<u>AUTHORITY</u>	<u>TYPE</u>	<u>AMOUNT</u>	<u>AUTHORITY</u>	<u>TYPE</u>	<u>AMOUNT</u>
Howell	MUA	57,566,789	Morristown	PA	6,889,238
Hudson Co.	IA	286,590,000	Mount Holly	SA	9,873,679
Hudson Co.	UA	-0-	Mount Laurel	MUA	14,995,000
Hunterdon Co.	UA	-0-	Musconetcong	SA	2,229,249
Independence	MUA	-0-	National Park	MUA	340,000
Jackson	MUA	3,887,000	Neptune Twp.	SA	10,557,134
Jersey City (6)	INCA	12,285,000	Newark	PA	3,345,000
Jersey City	MPA	3,989,326	New Brunswick (6)	PA	24,925,000
Jersey City	PA	2,045,125	Newton	PA	-0-
Jersey City	SA	85,496,027	North Bergen	MUA	41,900,144
Keansburg	MUA	19,300,000	North Bergen	PA	38,568
Kearny (2)	MPA	-0-	North Bergen (2)	MPA	-0-
Kearny	MUA	6,810,000	North Plainfield	PA	-0-
Lacey	MUA	46,460,000	Northeast Mon. Co.	RSA	23,829,330
Lakeland Reg (3)	SWMA	-0-	Northwest Bergen Co.	UA	39,415,763
Lakewood	MUA	6,405,000	Ocean City	PA	670,026
Lambertville	SA	2,935,000	Ocean Co. (3)	PCFA	-0-
Landis	SA	30,824,000	Ocean Co.	UA	266,472,830
laurel Springs	SA	184,000	Ocean Twp.	MUA	4,743,585
Lebanon Boro.	SA	-0-	Ocean Twp.	SA	26,010,000
Linden-Roselle	SA	10,980,212	Old Bridge	MUA	34,385,054
Lindenwold	MUA	335,000	Passaic City (6)	MUA	568,641
Little Egg Harbor	MUA	9,780,000	Passaic Co.	UA	80,948,887
Little Falls (3)	MUA	-0-	Passaic Co. (3)	PCFA	25,000,000
Logan	MUA	3,915,000	Paterson	MUA	69,000
Long Beach (4)	SA	2,033,783	Paterson (6)	PA	7,030,000
Long Branch	SA	7,910,000	Pemberton	MUA	113,721
Lower (6)	INCA	-0-	Penns Grove	SA	2,962,816
Lower	MUA	26,260,000	Pennsauken	SA	2,420,000
Magnolia	SA	-0-	Pennsauken	SWMA	65,955,000
Manasquan River	RSA	14,410,000	Pennsville	SA	5,323,653
Manchester	MUA	16,928,065	Peq.-Linc.Pk-Fair.	SA	24,320,000
Mantua	MUA	6,120,000	Peq. River Basin	RSA	18,305,603
Marlboro	MUA	18,810,070	Perth Amboy	PA	3,926,590
Mercer Co	IA	409,405,000	Perth Amboy (3)	MPA	-0-
Metuchen	PA	395,000	Phillipsburg	PA	7,800
Middlesex Co. (3)	PCFA	-0-	Pine Hill	MUA	1,419,055
Middlesex Co.	UA	140,233,204	Pt. Pleasant Beach	PA	-0-
Middletown	SA	20,655,000	Pompton Lakes	MUA	16,438,598
Mon. Co. Bayshore	OA	1,775,000	Rahway City	PA	-0-
Monmouth Co.	IA	174,660,000	Rahway Valley	SA	9,450,000
Monroe (Clou.)	MUA	12,289,124	Randolph	MUA	9,756,530
Monroe (Midd)	MUA	18,675,000	Raritan Twp.	MUA	3,475,000
Montville	MUA	7,755,000	Readington-Lebanon	SA	2,425,000
Morris Co.	MUA	19,828,755	Ringwood	SA	4,465,000

TABLE 8

AUTHORITY DEBT - DECEMBER 31, 1989

<u>AUTHORITY</u>	<u>TYPE</u>	<u>AMOUNT</u>	<u>AUTHORITY</u>	<u>TYPE</u>	<u>AMOUNT</u>
Riverside	SA	1,932,523	Wanaque Valley	RSA	13,480,000
Rockaway Valley	RSA	30,800,000	War Co. Lopatcong Ck (3)	MUA	-0-
Rockleigh	SA	-0-	War. Co. Paulins Kill. (3)	MUA	-0-
Runnemede (6)	SA	-0-	Warren Co. - Pequest River	MUA	6,710,000
			Warren Co.	PCFA	93,520,000
Salem	MPA	1,591,525	Warren	SA	12,114,752
Salem Co.	IA	24,365,000	Washington Boro. (4)	PA	-0-
Salem Co.	PCFA	625,790,000	Washington Twp. (Glou.)	MUA	8,165,000
Salem Co.	UA	11,515,000	Washington Twp. (Mer.)	MUA	830,000
Secaucus	MUA	29,811,114	Washington Twp. (Mor.)	MUA	2,180,000
Somers Point	SA	591,000	Washington Twp. (War.)	SA	-0-
Somerset Co. (3)	PCFA	-0-	Waterford	MUA	2,175,000
Somerset-Raritan	RSA	39,323,000	Weehawken	PA	-0-
Southeast Morris Co	MUA	16,931,396	Western Monmouth Co.	UA	28,518,963
South Monmouth Co.	RSA	7,735,000	West Milford	MUA	4,565,000
South Orange	PA	-0-	West New York	MUA	29,345,000
South River	PA	3,223	West New York	PA	-0-
South Toms River	SA	2,709,784	West Windsor	PA	815,000
Stafford	MUA	15,010,000	Westwood	PA	166,441
Stony Brook	RSA	38,035,000	Weymouth	MUA	213,089
Stratford	SA	559,000	Wharton	SA	2,000
Summit	MUA	-0-	Wildwood (4)	PA	-0-
Sussex Co.	MUA	68,759,493	Willingboro	MUA	12,755,000
Trenton	PA	1,660,000	Woodbine	MUA	982,078
Tuckerton	MUA	3,389,555	Woodbine	PRTA	-0-
Union City	PA	2,674	Woodstown	SA	-0-
Union Co.	IA	59,537,263	Wrightstown	MUA	383,000
Union Co.	PCFA	69,940,000			
Union Co.	UA	16,360,000			
Wanaque	SA	8,000,000			
			<u>TOTAL AUTHORITY DEBT</u>		<u>6,508,547,870</u>

BC - Bridge Commission
 IA - Improvement Authority
 INCA - Incinerator Authority
 MPA - Municipal Port Authority
 MUA - Municipal Utilities Authority
 OA - Outfall Utilities Authority
 PA - Parking Authority
 PCFA - Pollution Control Financing Authority
 PRTA - Port Authority
 RSA - Regional Sewerage Authority
 SA - Sewerage Authority

SWMA - Solid Waste Management Authority
 TA - Transportation Authority
 UA - Utilities Authority

(1) - Information received by telephone
 (2) - Information not Available
 (3) - Not Operating
 (4) - Recently dissolved
 (5) - Recently created
 (6) - Current Year Information Not Avail.

TABLE 9

TRENDS IN CURRENT AND DELINQUENT LOCAL PROPERTY TAXES

(AN HISTORICAL TABLE SHOWING LEVIES, COLLECTIONS, AND DELINQUENCIES SINCE 1970)

YEAR	C U R R E N T						D E L I N Q U E N T		
	CASH COLLECTIONS TOTAL TAX LEVY	AMOUNT	%	% OF LEVY CANCELLED OR ADJUSTED	OUTSTANDING DEC. 31 AMOUNT	%	DELINQUENT TAXES (ALL YEARS)*	OUTSTANDING DEC. 31 TAX TITLE LIENS	FORECLOSED PROPERTY
1970	1,965,610,339	1,857,735,761	94.51	.98	88,834,447	4.51	116,331,182	36,453,999	54,080,687
1971	2,228,700,613	2,107,940,802	94.58	.64	96,297,126	4.32	123,331,414	43,110,986	58,023,891
1972	2,452,254,384	2,323,698,669	94.76	.55	102,686,227	4.19	130,638,352	48,363,795	67,890,472
1973	2,598,745,142	2,465,654,270	94.87	.57	108,651,329	4.18	136,402,145	57,401,373	77,806,556
1974	2,779,195,767	2,629,046,026	94.60	.69	127,539,699	4.59	162,304,272	60,106,637	97,451,943
1975	3,029,408,635	2,853,776,163	94.20	.70	145,052,461	4.79	185,521,327	72,442,111	102,078,118
1976	3,354,853,643	3,165,060,889	94.34	.82	142,663,904	4.25	187,043,752	83,982,002	122,910,533
1977	3,305,642,100	3,138,535,798	94.95	.64	128,539,284	3.89	175,674,729	79,875,324	141,098,333
1978	3,382,844,855	3,223,886,852	95.30	.56	121,417,610	3.59	167,709,975	81,170,959	151,851,345
1979	3,521,414,644	3,393,315,323	96.36	.53	131,454,324	3.73	170,939,711	69,858,024	163,740,047
1980	3,863,438,643	3,675,617,955	95.14	.54	150,051,469	3.88	190,397,219	68,578,962	187,828,918
1981	4,276,515,902	4,054,260,723	94.80	.59	178,506,117	4.17	217,883,838	74,138,690	217,093,389
1982	4,628,982,448	4,394,429,211	94.93	.52	189,564,927	4.09	230,226,316	84,268,523	237,476,664
1983	5,005,188,446	4,765,543,672	95.21	.56	191,716,284	3.83	224,912,999	91,606,790	257,033,428
1984	5,357,729,212	5,165,526,211	96.41	.40	194,056,730	3.62	218,852,216	94,016,178	281,666,834
1985	5,676,751,632	5,427,568,172	95.61	.40	206,064,153	3.63	230,036,526	93,450,898	285,493,714
1986	6,325,701,453	6,067,178,867	95.91	.30	219,117,346	3.61	250,717,041	85,927,197	284,690,229
1987	7,022,956,800	6,754,333,216	96.17	.34	226,827,016	3.36	259,123,579	83,299,155	289,757,300
1988	7,968,790,778	7,649,833,535	96.00	.77	276,993,185	3.48	310,769,961	74,149,683	288,921,465
1989	8,934,923,306	8,525,243,979	95.40	.38	353,007,305	3.95	392,612,418	88,946,492	293,676,697

*Includes December 31st figures of current year

Table 10

SPECIAL DISTRICT TAXES LEVIED IN 1989

This table presents a tabulation of special district taxes levied upon a portion of the municipalities listed for the specific services - (F) Fire, (G) Garbage, (L) Light, (W) Water, (C) Commons. These taxes and obligations are the sole responsibility of the special districts; operations cause no liability for the balance of the municipality. The parenthetical figures denote the number of districts.

MUNICIPALITY	# FIRE DIST'S	FIRE AMOUNT	OTHER DIST'S	OTHER AMOUNT	TOTAL DIST'S	TAX LEVY	MUNICIPALITY	# FIRE DIST'S	FIRE AMOUNT	OTHER DIST'S	OTHER AMOUNT	TOTAL DIST'S	TAX LEVY
Aberdeen Twp.	(2)	616,621	G-(1)	1,058,682	(3)	1,675,303	Lindenwold Boro.	(1)	420,488			(1)	420,488
Berlin Twp.	(1)	135,000			(1)	135,000	Little Egg Harbor Twp.	(2)	213,849			(2)	213,849
Beverly City	(1)	67,700			(1)	67,700	Lower Twp.	(3)	507,186			(3)	507,186
Bordentown Twp.	(2)	367,699			(2)	367,699	Manalapan Twp.	(2)	634,250			(2)	634,250
Brick Twp.	(3)	1,790,250			(3)	1,790,250	Mansfield Twp. (Burl.)	(1)	4,330			(1)	4,330
Bridgewater Twp.	(4)	546,702	G-(1)	375,997	(5)	922,699	Marlboro Twp.	(3)	933,002			(3)	933,002
Buena Boro.	(2)	143,652			(2)	143,652	Maurice River Twp.	(3)	62,855			(3)	62,855
Buena Vista Twp.	(5)	214,112	L-(5)	73,725	(10)	287,837	Middle Twp.	(4)	604,039			(4)	604,039
Cedar Grove Twp.	(1)	1,051,000			(1)	1,051,000	Middletown Twp.			G-(1)	2,600,000	(1)	2,600,000
Cherry Hill Twp.	(8)	4,410,959			(8)	4,410,959	Millstone Twp.	(1)	288,383			(1)	288,383
Chester Twp.			W-(1)	755	(1)	755	Mill Hill Twp.			G-(1)	337,082	(1)	337,082
Chesterfield Twp.	(2)	84,144			(2)	84,144	Monroe Twp. (Midd.)	(3)	952,476			(3)	952,476
Cinnaminson Twp.	(1)	581,650	G-(1)	624,500	(2)	1,206,150	Montgomery Twp.	(2)	351,214			(2)	351,214
Commercial Twp.	(3)	168,171	L-(3)	59,000	(6)	227,171	Montville Twp.	(3)	684,905			(3)	684,905
Delanco Twp.	(1)	136,330			(1)	136,330	Moorestown Twp.	(2)	838,200			(2)	838,200
Delran Twp.	(1)	393,000			(1)	393,000	Mount Laurel Twp.	(1)	1,305,048			(1)	1,305,048
Dennis Twp.	(3)	140,480	L-(2)	10,000	(5)	150,480	Mount Olive Twp.			G-(1)	1,065,049	(3)	1,153,215
Deptford Twp.	(1)	894,343			(1)	894,343	Mount Olive Twp.			L-(2)	88,166	(3)	1,153,215
Dover Twp.	(2)	3,183,762			(2)	3,183,762	Mountain Lakes Boro.			G-(1)	57,000	(1)	57,000
Downe Twp.	(3)	87,271			(3)	87,271	Neptune Twp.	(2)	1,289,530			(2)	1,289,530
East Brunswick Twp.	(3)	1,334,818			(3)	1,334,818	Ocean Twp. (Mon.)	(2)	1,293,900			(2)	1,293,900
East Windsor Twp.			G-(1)	786,996	(1)	786,996	Old Bridge Twp.	(4)	1,668,118	G-(1)	1,045,000	(5)	2,713,118
Eastampton Twp.	(1)	129,677			(1)	129,677	Pars-Troy Hills Twp.	(6)	1,325,128			(6)	1,325,128
Edgewater Park Twp.	(1)	174,574			(1)	174,574	Pennington Boro.	(1)	74,521			(1)	74,521
Edison Twp.			G-(1)	4,434,813	(1)	4,434,813	Pennsauken Twp.			G-(1)	2,260,378	(1)	2,260,378
Evesham Twp.	(1)	893,500			(1)	893,500	Piscataway Twp.	(4)	1,267,890			(4)	1,267,890
Fwing Twp.	(1)	28,920			(1)	28,920	Pittsgrove Twp.	(3)	267,151	L-(5)	15,960	(8)	283,111
Florence Twp.	(1)	334,750			(1)	334,750	Plumsted Twp.	(1)	169,520			(1)	169,520
Franklin Twp. (Glou.)	(5)	427,947			(5)	427,947	Princeton Twp.			G-(7)	102,046	(7)	102,046
Franklin Twp. (Som.)	(4)	1,606,059			(4)	1,606,059	Riverside Twp.	(1)	182,620			(1)	182,620
Franklin Lakes Boro.			G-(1)	1,264,200	(1)	1,264,200	South Brunswick Twp.	(3)	714,393			(3)	714,393
Freehold Twp.	(2)	777,175			(2)	777,175	Spring Lake Heights Boro.	(1)	152,825			(1)	152,825
Gloucester Twp.	(6)	1,852,608			(6)	1,852,608	Stillwater Twp.			W-(1)	49,374	(1)	49,374
Haddon Twp.	(4)	343,520			(4)	343,520	Swedesboro Boro.			G-(1)	123,500	(1)	123,500
Hamilton Twp. (Atl.)			G-(1)	954,000	(1)	954,000	Tabernacle Twp.	(1)	125,915	G-(1)	300,000	(2)	425,915
Hamilton Twp. (Mer.)	(9)	4,379,681			(9)	4,379,681	Tinton Falls Boro.	(2)	609,438			(2)	609,438
Hanover Twp.	(2)	575,000			(2)	575,000	Trenton City			C-(1)	249,246	(1)	249,246
Harrison Twp.	(1)	203,714			(1)	203,714	Upper Twp.	(4)	353,666			(4)	353,666
Hazlet Twp.	(1)	695,263			(1)	695,263	Vineland City			G-(1)	2,165,408	(1)	2,165,408
Hillsborough Twp.	(1)	464,610			(1)	464,610	Voorhees Twp.	(4)	991,166	W-(3)	131,666	(7)	1,122,832
Hopewell Boro.	(1)	75,734			(1)	75,734	Wall Twp.	(3)	579,651			(3)	579,651
Hopewell Twp.	(3)	487,698			(3)	487,698	Washington Twp. (Glou.)	(1)	803,123	G-(1)	2,366,817	(2)	3,169,940
Howell Twp.	(5)	1,500,248			(5)	1,500,248	Washington Twp. (Mer.)	(1)	224,670			(1)	224,670
Jackson Twp.	(4)	1,350,056			(4)	1,350,056	Weehawken Twp.			G-(1)	550,000	(1)	550,000
Jamesburg Boro.	(1)	168,137			(1)	168,137	West Milford Twp.			G-(1)	2,345,805	(1)	2,345,805
Jefferson Twp.			G-(1)	2,558,000			Westville Boro.	(1)	133,241			(1)	133,241
Jefferson Twp.			L-(5)	22,400	(6)	2,580,400	Wharton Boro.			G-(1)	358,380	(1)	358,380
Lakewood Twp.	(1)	988,747			(1)	988,747	Woodbridge Twp.	(10)	5,583,966			(10)	5,583,966
Lambertville City	(1)	180,430			(1)	180,430							
							TOTALS		59,596,369		28,433,945		88,030,314

TABLE 11

EQUALIZED PROPERTY TAX RATE

The equalized property tax rates for selected years are shown below for all municipalities by County area. These tax rates are the result of multiplying the general tax rate by the ratio of assessed to true value as certified by the Director of Taxation on October 1st of each year pursuant to statute. Thus, the table shows the tax rate that would be applied if the assessment level were 100 percent. This permits ready comparison of the tax trends of New Jersey's local units.

<u>ATLANTIC COUNTY</u>	<u>1985</u>	<u>1986</u>	<u>1987</u>	<u>1988</u>	<u>1989</u>	<u>BERGEN (Con't)</u>	<u>1985</u>	<u>1986</u>	<u>1987</u>	<u>1988</u>	<u>1989</u>
Absecon City	2.23	2.49	2.18	2.14	2.28	East Rutherford	1.41	1.36	1.30	1.06	.78
Atlantic City, City	4.38	2.00	1.87	1.96	1.90	Edgewater Boro.	1.76	1.47	1.18	1.06	1.07
Brigantine City	1.35	1.36	1.47	1.65	1.62	Elmwood Park Boro	1.74	1.55	1.38	1.21	1.34
Buena Boro	2.42	2.38	2.25	2.51	2.32	Emerson Boro	2.28	1.99	1.69	1.62	1.80
Buena Vista Twp.	1.89	1.79	1.63	1.58	1.56	Englewood City	3.06	2.50	2.14	1.79	1.73
Corbin City, City	1.75	2.31	1.75	1.66	1.43	Englewood Cliffs Boro.	.94	.97	.87	.81	.74
Egg Harbor City	3.20	3.11	3.05	3.25	2.94	Fair Lawn Boro.	1.93	1.76	1.63	1.45	1.57
Egg Harbor Twp	1.78	1.68	1.66	1.98	1.87	Fairview Boro.	2.21	1.97	1.71	1.62	1.65
Estell Manor City	1.99	1.93	1.82	1.63	1.49	Fort Lee Boro.	1.70	1.36	1.29	1.18	1.21
Folsom Boro.	1.99	2.31	2.45	2.27	2.09	Franklin Lakes Boro.	1.40	1.26	.98	.98	.99
Galloway Twp.	1.93	2.13	2.18	2.15	1.91	Garfield City	2.12	1.91	1.60	1.60	1.69
Hamilton Twp.	2.12	2.04	2.12	2.19	1.87	Glen Rock Boro.	2.30	2.00	1.66	1.57	1.64
Hammonton Town	2.20	2.17	2.39	2.25	2.15	Hackensack City	2.71	2.25	1.88	1.66	1.82
Linwood City	2.50	2.44	2.38	2.28	2.09	Harrington Park Boro.	2.27	2.05	1.81	1.71	1.80
Longport Boro.	.94	1.09	.97	.91	.87	Hasbrouck Heights Boro	2.05	1.71	1.42	1.50	1.58
Margate City, City	1.43	1.49	1.45	1.51	1.51	Haworth Boro.	2.00	1.84	1.48	1.48	1.46
Mullica Twp.	2.47	2.41	2.46	2.24	2.13	Hillsdale Boro.	2.39	2.06	1.78	1.70	1.70
Northfield City	2.58	2.41	2.34	2.36	2.27	Ho-Ho-Kus Boro.	1.69	1.49	1.30	1.17	1.20
Pleasantville City	2.99	3.14	3.08	2.99	2.84	Leonia Boro.	2.54	1.92	1.68	1.46	1.51
Port Republic City	1.85	2.00	2.28	2.29	1.92	Little Ferry Boro.	1.97	1.82	1.33	1.38	1.42
Somers Point City	2.23	2.11	2.03	1.86	1.93	Lodi Boro.	2.62	2.26	1.87	1.67	1.79
Ventnor City, City	1.48	1.57	1.60	1.54	1.65	Lynhurst Twp.	1.80	1.55	1.20	1.17	1.32
Weymouth Twp.	2.02	2.16	2.63	2.06	1.98	Mahwah Twp	1.79	1.43	1.15	1.06	1.19
						Maywood Boro.	2.07	1.69	1.24	1.30	1.48
						Midland Park Boro.	2.04	1.92	1.52	1.47	1.52
<u>BERGEN COUNTY</u>											
Allendale	2.18	1.91	1.66	1.58	1.59	Montvale Boro.	1.82	1.42	1.34	1.32	1.24
Alpine Boro	.92	.76	.63	.60	.55	Moonachie Boro.	1.06	1.02	.90	.89	.85
Bergenfield Boro	2.62	2.31	2.07	2.06	2.18	New Milford Boro.	2.28	1.89	1.70	1.64	1.88
Bogota Boro	2.68	2.40	2.09	2.01	2.05	North Arlington Boro.	2.02	1.73	1.47	1.30	1.30
Carlstadt Boro	1.31	1.07	.98	.93	.90	Northvale Boro	2.21	1.99	1.62	1.64	1.61
Cliffside Park Boro.	1.83	1.56	1.31	1.29	1.31	Norwood Boro.	1.88	1.64	1.53	1.39	1.20
Closter Boro.	2.20	1.89	1.63	1.52	1.55	Oakland Boro.	2.46	2.09	1.84	1.74	1.90
Cresskill Boro.	1.96	1.80	1.47	1.37	1.50	Old Tappan Boro	1.76	1.47	1.29	1.15	1.15
Demerest Boro.	2.05	1.83	1.44	1.36	1.50	Oradell Boro.	1.91	1.71	1.47	1.39	1.46
Dumont Boro.	2.58	2.28	2.02	1.90	2.06	Palisade Park Boro.	2.00	1.72	1.50	1.52	1.45

TABLE 11 (Con't)

EQUALIZED PROPERTY TAX RATES

<u>BERGEN (Con't)</u>	<u>1985</u>	<u>1986</u>	<u>1987</u>	<u>1988</u>	<u>1989</u>	<u>BURLINGTON (Con't)</u>	<u>1985</u>	<u>1986</u>	<u>1987</u>	<u>1988</u>	<u>1989</u>
Paramus Boro.	1.67	1.41	1.16	1.13	1.19	Hainesport Twp.	2.52	2.40	2.35	2.29	1.94
Park Ridge Boro.	2.31	2.13	1.76	1.55	1.56	Lumberton Twp.	2.30	2.21	2.16	2.00	1.49
Ramsey Boro.	2.20	1.96	1.64	1.57	1.64	Mansfield Twp.	1.76	1.68	1.60	1.44	1.50
Ridgefield Boro	.67	.75	.72	.84	.81	Maple Shade Twp.	2.37	2.47	1.96	1.93	2.07
Ridgefield Park Village	2.49	2.02	1.85	1.66	1.80	Medford Twp.	2.11	2.10	1.96	1.71	1.89
Ridgewood Village	2.46	2.15	1.80	1.80	1.79	Medford Lakes Boro.	2.31	2.35	2.19	2.09	2.15
River Edge Boro.	2.12	1.95	1.62	1.56	1.68	Moorestown Twp	2.31	2.22	2.29	1.88	1.84
River Vale Twp.	2.26	1.91	1.59	1.60	1.66	Mount Holly Twp.	2.70	2.70	2.85	2.74	2.56
Rochelle Park Twp.	1.46	1.34	1.18	1.28	1.33	Mount Laurel Twp.	2.04	1.89	1.82	1.59	1.72
Rockleigh Boro.	.79	.60	.68	.37	.35	New Hanover Twp.	1.90	2.21	1.84	1.59	2.05
Rutherford Boro	2.45	2.21	1.84	1.90	1.86	North Hanover Twp.	1.43	1.25	1.25	1.10	1.29
Saddle Brook Twp.	1.64	1.50	1.45	1.33	1.12	Palmyra Boro.	2.34	2.34	2.46	2.22	2.18
Saddle River Boro.	.94	.79	.68	.59	.62	Pemberton Boro.	2.59	2.36	2.35	2.30	2.18
South Hackensack Twp.	1.91	1.49	1.39	1.28	1.36	Pemberton Twp.	2.24	2.23	2.16	2.12	1.89
Teaneck Twp.	2.81	2.40	2.08	1.87	1.91	Riverside Twp.	2.20	2.14	2.06	1.96	1.88
Tenafly Boro.	2.13	1.87	1.61	1.46	1.45	Riverton Boro.	2.35	2.30	2.05	1.97	2.11
Teterboro Boro.	.66	.79	.81	.88	1.02	Shamong Twp.	2.28	2.34	2.10	1.81	1.70
Upper Saddle River Boro.	1.76	1.50	1.28	1.11	1.23	Southampton Twp.	1.72	1.73	1.58	1.57	1.64
Waldwick Boro.	2.24	1.93	1.67	1.64	1.76	Springfield Twp.	1.94	1.74	1.96	1.55	1.79
Wallington Boro.	1.82	1.66	1.47	1.39	1.51	Tabernacle Twp.	2.11	2.09	1.72	1.72	1.71
Washington Twp.	2.13	1.88	1.49	1.39	1.40	Washington Twp.	1.98	3.12	2.45	2.53	2.06
Westwood Boro.	2.02	1.81	1.46	1.47	1.52	Westampton Twp.	2.47	2.69	2.35	2.17	2.08
Wood-Ridge Boro.	1.77	1.73	1.40	1.27	1.26	Willingboro Twp.	2.85	3.08	2.66	2.55	2.45
Woodcliff Lake Boro.	1.98	1.75	1.46	1.42	1.51	Woodland Twp.	2.40	2.42	2.17	1.83	1.92
Wycoff Twp	1.83	1.58	1.38	1.33	1.36	Wrightstown Boro.	2.72	2.30	2.61	2.17	2.50
<u>BURLINGTON COUNTY</u>						<u>CAMDEN COUNTY</u>					
Bass River Twp.	2.48	2.46	2.15	1.91	1.97	Audubon Boro.	3.00	3.01	2.98	2.65	2.60
Beverly City	2.55	2.71	2.83	2.60	2.60	Audubon Park Boro.	6.73	5.71	6.24	6.40	7.14
Bordentown City	2.47	2.50	2.22	2.09	2.07	Barrington Boro.	3.25	3.22	3.37	3.20	2.86
Bordentown Twp.	2.62	2.52	2.17	2.13	2.22	Bellmawr Boro	2.94	2.97	2.89	2.73	2.64
Burlington City	1.31	1.36	1.51	1.64	1.65	Berlin Boro.	3.01	2.79	2.63	2.33	2.27
Burlington Twp.	2.26	2.03	2.25	2.04	2.02	Berlin Twp.	3.06	2.91	2.77	2.44	2.39
Chesterfield Twp.	2.18	2.08	1.69	1.73	1.63	Brooklawn Boro.	2.74	2.77	3.30	2.92	2.66
Cinnaminson Twp.	2.34	2.25	2.18	2.01	1.82	Camden City	6.09	5.49	4.56	4.73	4.23
Delanco Twp.	2.36	2.46	2.38	2.10	2.08	Cherry Hill Twp.	2.84	2.86	2.67	2.47	2.31
Delran Twp.	2.37	2.27	2.29	1.95	1.82	Chesilhurst	3.39	3.48	3.66	3.38	2.87
Eastampton Twp.	2.72	2.49	2.45	2.14	2.20	Clementon Boro.	3.19	3.12	3.36	3.11	3.04
Edgewater Park Twp.	2.34	2.51	2.49	2.22	2.10	Collingswood Boro.	3.08	2.85	2.98	2.85	2.62
Evesham Twp.	2.07	1.92	1.77	1.67	1.75	Gibbsboro Boro.	2.72	2.59	2.55	2.04	2.42
Fieldsboro Boro.	2.38	2.59	2.53	2.38	2.21	Gloucester City, City	2.91	3.04	2.86	2.71	2.62
Florence Twp.	2.55	2.36	2.20	2.04	1.95	Gloucester Twp.	3.08	3.19	3.14	2.67	2.68

TABLE 11 (Con't)

EQUALIZED PROPERTY TAX RATES

<u>CAMDEN (Con't)</u>	<u>1985</u>	<u>1986</u>	<u>1987</u>	<u>1988</u>	<u>1989</u>	<u>CUMBERLAND COUNTY</u>	<u>1985</u>	<u>1986</u>	<u>1987</u>	<u>1988</u>	<u>1989</u>
Haddon Twp.	3.02	2.92	2.71	2.41	2.33	Bridgeton City	3.97	3.86	3.38	3.49	3.27
Haddon Heights Boro.	2.98	2.91	2.52	2.61	2.38	Commercial Twp.	2.46	2.54	2.61	2.21	2.80
Haddonfield Boro.	2.74	2.62	2.96	2.31	2.30	Deerfield Twp.	2.62	2.64	2.31	2.40	2.02
Hi-Nella Boro	2.69	2.80	3.12	2.83	2.49	Downe Twp.	2.51	2.40	2.89	2.44	2.48
Laurel Springs Boro.	2.99	3.16	3.03	2.97	2.71	Fairfield Twp	2.35	2.19	2.54	2.42	2.54
Lawnside Boro	3.09	3.32	3.14	2.95	3.23	Greenwich Twp.	2.64	1.97	2.73	2.72	2.77
Lindenwold Boro.	3.14	3.22	3.05	2.89	2.63	Hopewell Twp.	2.60	2.55	2.46	2.37	2.25
Magnolia Boro.	3.36	3.15	3.05	2.85	2.60	Lawrence Twp.	2.66	2.68	3.09	2.90	2.90
Merchantville Boro.	3.20	3.10	3.12	2.87	2.70	Maurice River Twp.	2.93	3.12	3.22	2.91	3.01
Mount Ephraim Boro.	2.79	3.03	3.06	2.69	2.62	Millville City	2.76	3.07	2.71	2.65	2.94
Oaklyn Boro.	3.04	2.87	2.77	2.56	2.36	Shiloh Boro.	2.62	2.11	2.48	3.50	2.67
Pennsauken Twp.	3.07	2.96	2.61	2.57	2.44	Stow Creek Twp	2.49	2.22	2.37	2.20	1.81
Pine Hill Boro.	3.32	3.34	3.44	3.47	3.36	Upper Deerfield Twp.	2.27	2.12	2.09	2.12	2.08
Pine Valley Boro.	3.62	2.69	1.48	1.97	1.81	Vineland City	2.75	2.81	2.70	2.40	2.61
Runnemede Boro.	2.95	2.91	2.99	2.62	2.41						
Somerdale Boro.	3.04	3.07	2.96	2.75	2.46	<u>ESSEX COUNTY</u>					
Stratford Boro.	2.69	2.54	2.48	2.49	2.25	Belleville Twp.	3.22	2.98	2.67	2.62	2.56
Tavistock Boro.	2.00	1.79	1.75	1.58	1.52	Bloomfield Twp.	3.23	2.98	2.46	2.38	2.28
Voorhees Twp.	2.42	2.67	2.30	2.17	2.19	Caldwell Boro Twp.	2.95	2.65	2.20	1.95	1.95
Waterford Twp.	3.25	3.31	3.37	2.94	2.74	Cedar Grove Twp.	2.34	2.07	1.95	1.69	1.56
Winslow Twp.	2.40	2.58	2.65	2.47	2.55	East Orange City	7.14	5.95	4.47	4.59	4.21
Woodlynne Boro.	3.91	4.22	4.15	3.83	3.41						
<u>CAPE MAY COUNTY</u>						Essex Fells Twp.	1.93	1.98	1.50	1.34	1.29
Avalon Boro	.89	.91	.96	.92	.87	Fairfield Twp	2.14	2.01	1.84	1.48	1.47
Cape May City	1.75	1.52	1.48	1.38	1.29	Glen Ridge Boro. Twp	3.35	3.09	2.59	2.50	2.47
Cape May Point Boro.	.80	.89	.80	.78	.73	Irvington Twp.	4.13	4.26	3.56	3.24	3.25
Dennis Twp.	1.80	1.82	1.52	1.52	1.52	Livingston Twp.	2.08	2.02	1.83	1.69	1.73
Lower Twp.	1.98	1.95	1.93	1.79	1.69	Maplewood Twp.	3.34	3.05	2.62	2.28	2.26
Middle Twp.	2.12	2.04	1.90	1.79	1.87	Millburn Twp.	2.98	2.07	1.68	1.47	1.37
North Wildwood City	1.72	1.82	2.05	2.05	1.94	Montclair Twp.	3.13	2.84	2.35	2.27	2.34
Ocean City, City	1.38	1.44	1.45	1.37	1.36	Newark City	4.91	4.39	3.82	3.20	2.68
Sea Isle City, City	1.25	1.39	1.39	1.25	1.24	North Caldwell Twp.	2.31	2.36	1.86	1.73	1.70
Stone Harbor Boro.	.94	.92	.90	.76	.78	Nutley Twp.	3.13	2.79	2.45	2.24	2.12
Upper Twp.	.84	.87	1.14	1.14	1.01	Orange City, Twp.	4.91	4.85	3.79	3.26	3.49
West Cape May Boro.	1.75	1.61	1.56	1.54	1.61	Roseland Boro	2.05	2.25	1.74	1.42	1.40
West Wildwood Boro.	1.90	1.97	1.95	1.74	1.70	South Orange Vill. Twp.	3.63	3.34	2.85	2.47	2.46
Wildwood City	2.25	2.54	2.62	2.66	2.69	Verona Twp.	2.73	2.62	2.13	2.00	1.95
Wildwood Crest Boro.	1.36	1.44	1.46	1.51	1.51	West Caldwell Twp.	2.71	2.52	2.12	1.96	1.97
Woodbine Boro.	2.79	2.39	2.40	2.37	2.37	West Orange Twp.	3.19	2.94	2.44	2.27	2.17

TABLE 11 (Con't)

EQUALIZED PROPERTY TAX RATE

<u>GLOUCESTER COUNTY</u>	<u>1985</u>	<u>1986</u>	<u>1987</u>	<u>1988</u>	<u>1989</u>	<u>HUNTERDON CNTY (Con't)</u>	<u>1985</u>	<u>1986</u>	<u>1987</u>	<u>1988</u>	<u>1989</u>
Clayton Boro.	2.58	2.65	2.89	2.81	2.81	Bloomsbury Boro.	2.11	2.01	1.91	1.85	1.76
Deptford Twp. Boro.	2.81	2.81	2.84	2.54	2.35	Califon Boro.	2.31	2.43	1.93	1.80	1.86
East Greenwich Twp.	2.10	2.04	2.06	1.87	1.85	Clinton Town	2.43	2.22	2.03	1.93	1.95
Elk Twp.	2.09	2.26	2.42	2.48	2.58	Clinton Twp.	1.70	1.88	1.52	1.56	1.53
Franklin Twp.	2.29	2.33	2.27	2.57	2.51	Delaware Twp.	2.10	1.89	1.90	1.63	1.48
Glassboro Boro.	3.04	2.98	3.01	2.85	2.60	East Amwell Twp.	1.87	1.85	1.57	1.54	1.57
Greenwich Twp.	1.67	1.66	1.84	1.85	1.79	Flemington Boro.	2.18	2.02	2.02	1.85	1.62
Harrison Twp.	2.37	2.51	2.41	2.39	2.44	Franklin Twp.	1.84	1.97	1.50	1.44	1.52
Logan Twp.	2.09	2.44	2.06	2.21	2.06	Frenchtown Boro.	2.28	2.23	2.24	1.91	1.79
Mantua Twp.	2.67	2.69	2.77	2.69	2.49	Glen Gardner Boro.	2.42	2.29	2.00	1.85	1.92
Monroe Twp.	2.56	2.54	2.44	2.30	2.18	Hampton Boro.	2.54	2.53	2.01	2.54	2.38
National Park Boro.	2.72	2.82	2.84	2.59	2.72	High Bridge Boro.	2.32	2.17	2.09	2.00	1.93
Newfield Boro.	2.62	2.65	2.63	2.48	2.55	Holland Twp.	.69	.60	.66	.78	.82
Paulsboro Boro.	2.81	2.86	2.58	2.64	2.82	Kingwood Twp.	1.94	1.84	1.74	1.57	1.58
Pitman Boro.	2.66	2.66	2.52	2.20	2.30	Lamberton City	1.89	1.61	1.49	1.71	1.55
South Harrison Twp.	2.26	2.71	2.54	2.52	2.07	Lebanon Boro.	2.07	2.02	1.69	2.05	1.87
Swedesboro Boro.	2.30	2.61	2.49	2.66	2.39	Lebanon Twp.	1.33	1.44	1.27	1.29	1.30
Washington Twp.	2.24	2.44	2.28	2.11	2.14	Milford Boro.	2.28	1.85	2.06	2.00	1.76
Wenonah Boro.	2.74	2.74	2.56	2.26	2.22	Raritan Twp.	2.02	1.97	1.74	1.77	1.74
West Deptford Twp.	2.27	2.45	2.44	2.21	2.08	Readington Twp.	1.95	1.72	1.46	1.45	1.53
Westville Boro.	2.63	2.67	2.72	2.70	2.59	Stockton Boro.	2.34	1.93	1.88	1.76	1.86
Woodbury City	2.51	2.68	2.61	2.59	2.49	Tewksbury Twp.	1.94	1.90	1.59	1.46	1.32
Woodbury Heights Boro.	2.50	2.73	2.56	2.76	2.69	Union Twp.	1.82	1.76	1.67	1.40	1.35
Woolwich Twp.	2.38	2.19	2.69	2.33	2.40	West Amwell Twp.	2.20	1.80	1.66	1.50	1.45
<u>HUDSON COUNTY</u>						<u>MERCER COUNTY</u>					
Bayonne City	3.43	2.70	2.50	2.38	2.47	East Windsor Twp.	2.69	2.60	2.18	2.10	2.18
East Newark Boro.	3.00	2.14	2.42	2.82	2.39	Ewing Twp.	2.56	2.51	2.13	1.97	1.93
Guttenberg Town	2.07	1.89	1.75	1.95	2.00	Hamilton Twp.	2.43	2.39	2.08	1.99	2.09
Harrison Town	2.36	2.29	2.20	1.96	2.03	Hightstown Boro.	3.04	2.44	2.17	2.28	2.33
Hoboken City	2.76	3.11	2.10	2.08	1.95	Hopewell Boro.	2.06	1.90	1.65	1.57	1.60
Jersey City, City	4.47	3.86	3.27	2.48	2.54	Howell Twp.	2.06	1.88	1.63	1.52	1.54
Kearny Town	2.45	2.39	2.18	1.85	1.60	Lawrence Twp.	2.06	2.08	1.93	1.72	1.70
North Bergen Twp.	4.24	3.20	2.71	2.74	2.71	Pennington Boro.	2.01	1.81	1.49	1.50	1.59
Secaucus Town	2.21	2.12	1.99	1.75	1.80	Princeton Boro.	1.95	1.66	1.72	1.51	1.48
Union City, City	4.26	4.17	3.18	2.79	2.65	Princeton Twp.	1.82	1.73	1.51	1.39	1.43
Weehawken Twp.	2.69	2.32	2.26	2.14	1.96	Trenton City	4.70	4.44	3.66	3.07	2.94
West New York Town	4.51	3.69	3.10	2.97	2.89	Washington Twp.	1.80	1.78	1.58	1.49	1.46
<u>HUNTERDON COUNTY</u>						West Windsor Twp.	2.22	2.05	1.75	1.70	1.62
Alexandria Twp	2.18	1.89	1.60	1.59	1.56						
Bethlehem Twp.	2.21	2.06	1.83	1.73	1.68						

TABLE 11 (Con't)

EQUALIZED PROPERTY TAX RATE

<u>MIDDLESEX COUNTY</u>	<u>1985</u>	<u>1986</u>	<u>1987</u>	<u>1988</u>	<u>1989</u>	<u>MONMOUTH (Con't)</u>	<u>1985</u>	<u>1986</u>	<u>1987</u>	<u>1988</u>	<u>1989</u>
Carteret Boro.	2.62	2.55	2.06	1.95	2.00	Fair Haven Boro.	2.37	2.08	1.86	1.64	1.67
Cranbury Twp.	1.68	1.52	1.40	1.58	1.54	Farmingdale Boro.	2.50	2.22	2.13	1.67	1.79
Dunnellen Boro.	2.56	2.27	1.95	1.82	1.98	Freehold Boro.	2.43	2.21	1.84	1.86	1.83
East Brunswick Twp.	2.72	2.62	2.21	2.00	2.10	Freehold Twp.	2.18	2.02	1.75	1.32	1.63
Edison Twp.	2.00	1.83	1.54	1.35	1.34	Hazlet Twp.	2.41	1.94	1.90	1.74	1.79
Helmetta Boro.	2.45	2.98	2.26	2.46	2.07	Highlands Boro.	2.46	2.30	2.06	1.90	2.01
Highland Park Boro.	3.00	2.62	2.25	2.25	2.24	Holmdel Twp. 1.90	1.48	1.65	1.37	1.31	1.38
Jamesburg Boro.	2.75	2.55	2.15	2.11	2.04	Howell Twp.	2.12	1.88	1.64	1.41	1.51
Metuchen Boro.	2.60	2.35	2.06	1.94	1.79	Interlaken Boro.	1.50	1.50	1.29	1.13	1.02
Middlesex Boro.	2.74	2.49	2.32	2.16	2.05	Keansburg Boro.	3.09	2.74	2.21	1.98	2.14
Milltown Boro.	2.15	2.01	1.80	1.91	1.80	Keyport Boro.	2.58	2.39	2.11	1.94	2.10
Monroe Twp.	1.81	1.59	1.39	1.31	1.37	Little Silver Boro.	2.33	2.16	1.88	1.67	1.78
New Brunswick City	3.10	2.71	2.25	2.22	2.23	Loch Arbour Village	2.83	2.44	2.20	2.15	2.14
North Brunswick Twp.	2.06	1.87	1.66	1.60	1.58	Long Branch City	2.76	2.41	2.18	2.04	2.13
Old Bridge Twp.	2.73	2.58	2.39	2.13	2.11	Manalapan Twp.	2.21	2.01	1.75	1.59	1.64
Perth Amboy City	2.60	2.49	2.20	2.05	1.98	Manasquan Boro.	1.67	1.49	1.32	1.28	1.41
Piscataway Twp.	2.39	2.09	1.77	1.81	1.80	Marlboro Twp.	2.09	1.87	1.66	1.59	1.71
Plainsboro Twp.	1.67	1.59	1.81	1.61	1.65	Matawan Boro.	2.72	2.41	2.05	1.79	1.98
Sayreville Boro.	1.94	1.80	1.65	1.58	1.63	Middletown Twp.	2.10	2.04	1.77	1.65	1.69
South Amboy City	1.91	1.69	1.77	1.62	1.61	Millstone Twp	2.06	1.84	1.50	1.38	1.50
South Brunswick Twp.	2.35	2.07	1.84	1.60	1.49	Monmouth Beach Boro.	1.88	1.75	1.67	1.38	1.31
South Plainfield Boro.	2.58	2.11	1.89	1.87	1.99	Neptune Twp.	2.41	2.25	1.90	1.90	1.91
South River Boro.	3.00	2.60	2.41	2.19	2.12	Neptune City, Boro.	2.44	2.48	2.12	1.84	1.87
Spotswood Boro.	2.84	2.53	2.22	1.88	1.92	Ocean Twp.	2.52	2.16	1.84	1.71	1.79
Woodbridge Twp.	2.43	2.14	1.95	1.84	1.97	Oceanport Boro.	2.23	1.94	1.68	1.57	1.61
<u>MONMOUTH COUNTY</u>						Red Bank Boro.	2.68	2.40	1.95	1.98	2.08
Aberdeen Twp.	2.77	2.35	2.08	1.89	1.83	Roosevelt Boro.	2.74	2.68	2.38	2.39	2.28
Allenhurst Boro.	1.08	1.16	1.09	1.10	1.06	Rumson Boro.	2.11	1.86	1.64	1.39	1.41
Allentown Boro.	2.58	2.47	2.06	1.99	2.19	Sea Bright Boro.	1.88	2.13	1.79	1.57	1.66
Asbury Park City	4.90	4.12	3.47	3.03	3.39	Sea Girt Boro.	1.25	1.10	1.01	.90	.94
Atlantic Highlands Boro.	2.61	2.24	2.20	1.89	1.84	Shrewsbury Boro.	2.31	2.34	1.98	1.59	1.74
Avon-By-The-Sea Boro.	1.78	1.47	1.38	1.34	1.56	Shrewsbury Twp.	5.52	2.19	2.16	2.31	2.65
Belmar Boro.	2.02	1.75	1.86	1.59	1.86	South Belmar Boro.	2.56	2.15	2.23	1.91	1.60
Bradley Beach Boro.	2.66	2.54	2.35	1.88	1.95	Spring Lake Boro.	1.31	1.15	1.00	.91	.95
Brielle Boro.	1.83	1.79	1.61	1.43	1.30	Spring Lake Heights Boro.	1.81	1.65	1.49	1.29	1.35
Colts Neck Twp.	1.80	1.53	1.22	1.26	1.25	Tinton Falls Boro.	2.60	2.27	1.98	1.71	1.56
Deal Boro.	1.16	1.12	1.00	.79	.69	Union Beach Boro.	2.77	2.27	2.00	2.08	1.85
Eatontown Boro.	2.60	2.06	1.74	1.54	1.75	Upper Freehold Twp.	2.06	2.85	1.69	1.44	1.51
Englishtown Boro.	2.67	2.11	1.97	1.74	2.04	Wall Twp.	1.97	1.78	1.55	1.39	1.47
						West Long Branch Boro.	2.22	2.09	1.69	1.61	1.70

TABLE 11 (Con't)

EQUALIZED PROPERTY TAX RATE

MORRIS COUNTY	1985	1986	1987	1988	1989	OCEAN COUNTY	1985	1986	1987	1988	1989
Boonton Town	2.34	2.13	1.88	1.88	1.85	Barnegat Twp.	2.44	2.46	1.91	1.89	1.84
Boonton Twp.	1.44	1.37	1.20	1.08	1.17	Barnegat Light Boro.	.86	.87	.70	.71	.73
Butler Boro.	2.60	2.23	2.02	1.81	2.04	Bay Head Boro.	1.17	1.02	.97	.89	.92
Chatham Boro.	1.93	1.81	1.56	1.43	1.37	Beach Haven Boro.	1.15	1.07	.98	1.00	1.05
Chatham Twp.	1.84	1.70	1.47	1.31	1.33	Beachwood Boro.	2.49	2.37	1.99	1.73	2.03
Chester Boro.	2.39	2.06	1.95	1.84	1.69	Berkeley Twp.	1.78	1.67	1.45	1.27	1.26
Chester Twp.	2.19	2.00	1.64	1.48	1.62	Brick Twp.	1.90	1.68	1.54	1.50	1.45
Denville Twp.	2.02	1.82	1.62	1.45	1.47	Dover Twp.	2.29	2.15	1.87	1.67	1.78
Dover Town	2.38	2.14	2.11	2.00	2.06	Eaglewood Twp.	2.08	1.95	1.74	1.44	1.45
East Hanover Twp.	1.55	1.17	1.45	1.19	1.19	Harvey Cedars Boro.	.96	.97	.83	.74	.82
Florham Park Boro.	1.38	1.19	1.09	1.06	1.07	Island Heights Boro.	2.09	1.86	1.69	1.53	1.51
Hanover Twp.	1.45	1.39	1.13	1.19	1.22	Jackson Twp.	2.56	2.43	2.20	1.85	1.99
Harding Twp.	.92	.84	.77	.68	.68	Lacey Twp.	1.49	1.38	1.19	1.23	1.23
Jefferson Twp.	2.04	1.89	1.66	1.48	1.55	Lakehurst Boro.	2.97	3.29	2.62	2.13	2.22
Kinnelon Boro.	2.25	2.01	1.70	1.60	1.53	Lakewood Twp.	2.76	2.38	2.15	1.90	1.98
Lincoln Park Boro.	2.36	2.03	1.84	1.82	1.78	Lavallette Boro.	1.08	1.02	.93	.90	.93
Madison Boro.	1.90	1.71	1.49	1.43	1.42	Little Egg Harbor Twp.	2.48	2.34	2.12	1.85	1.78
Mendham Boro.	1.94	1.70	1.58	1.43	1.43	Long Beach Twp.	.89	.89	.86	.77	.82
Mendham Twp.	1.92	1.73	1.57	1.34	1.35	Manchester Twp.	1.77	1.77	1.56	1.49	1.66
Mine Hill Twp.	2.53	2.26	1.84	1.59	1.68	Montoloking Boro.	.64	.66	.62	.55	.65
Montville Twp.	1.70	1.62	1.44	1.25	1.30	Ocean Twp	2.15	2.25	1.94	1.62	1.61
Morris Twp.	1.68	1.31	1.27	1.23	1.32	Ocean Gate Boro.	2.28	2.13	1.74	1.55	1.62
Morris Plains Boro.	1.93	1.73	1.61	1.47	1.57	Pine Beach Boro.	2.46	2.29	1.88	1.82	1.88
Morristown Town	2.13	1.84	1.81	1.55	1.57	Plumsted Twp.	1.94	1.87	1.70	1.88	1.73
Mount Arlington Boro.	2.30	2.19	2.05	1.80	1.87	Point Pleasant Boro.	1.93	1.83	1.62	1.54	1.60
Mount Olive Twp.	2.23	2.00	1.91	1.67	1.67	Point Pleasant Beach Boro.	1.54	1.49	1.39	1.29	1.28
Mountain Lakes Boro.	2.46	2.25	1.97	1.73	1.77	Seaside Heights Boro.	1.55	1.54	1.51	1.41	1.65
Netcong Boro.	2.38	2.05	1.93	1.83	1.85	Seaside Park Boro.	1.49	1.47	1.38	1.15	1.31
Parsippany-Troy Hills Twp.	1.88	1.77	1.59	1.53	1.43	Ship Bottom Boro.	1.10	1.12	.94	1.02	.97
Passaic Twp.	1.95	1.74	1.64	1.53	1.61	South Toms River Boro.	2.58	2.33	2.28	1.96	1.96
Pequanock Twp.	2.40	2.08	1.911	1.75	1.82	Stafford Twp.	1.65	1.63	1.38	1.30	1.39
Randolph Twp.	2.41	2.15	1.73	1.66	1.76	Surf City Boro.	.93	1.00	.87	.89	.90
Riverdale Boro.	2.16	2.06	1.23	1.52	1.28	Tuckerton Boro.	2.29	2.37	2.10	1.77	1.90
Rockaway Boro.	2.24	2.08	1.72	1.62	1.69						
Rockaway Twp.	2.42	2.28	2.02	1.78	1.92	<u>PASSAIC COUNTY</u>					
Roxbury Twp.	2.26	2.02	1.78	1.68	1.69	Bloomingtondale Boro.	2.74	2.45	2.20	2.10	2.34
Victory Gardens Boro	2.18	1.85	1.81	1.82	2.12	Clifton City	1.84	1.73	1.65	1.60	1.61
Washington Twp	2.08	1.92	1.81	1.70	1.71	Haledon Boro.	2.12	2.60	2.05	1.96	1.97
Wharton Boro.	2.32	2.21	1.86	1.82	1.89	Hawthorne Boro.	2.14	1.95	1.71	1.67	1.70
						Little Falls Twp.	1.81	1.63	1.52	1.37	1.21

TABLE 11 (Con't)

EQUALIZED PROPERTY TAX RATES

<u>PASSAIC (Con't)</u>	<u>1985</u>	<u>1986</u>	<u>1987</u>	<u>1988</u>	<u>1989</u>	<u>SOMERSET (Con't)</u>	<u>1985</u>	<u>1986</u>	<u>1987</u>	<u>1988</u>	<u>1989</u>
North Haledon Boro	2.06	1.84	1.93	1.66	1.72	Manville Boro.	2.66	2.36	1.98	1.78	1.79
Passaic City	3.51	3.37	2.95	2.64	2.89	Millstone Boro.	1.56	1.44	1.43	1.55	1.49
Paterson City	4.05	3.54	3.11	3.09	2.90	Montgomery Twp.	1.92	1.71	1.60	1.49	1.48
Pompton Lakes Boro.	2.57	2.33	2.01	1.92	1.89	North Plainfield Boro.	2.69	2.39	2.30	2.13	2.16
Prospect Park Boro.	2.38	2.17	1.90	1.74	1.91	Peapack-Gladstone Boro.	.99	1.06	.98	.97	.93
Ringwood Boro.	2.67	2.61	2.33	2.16	2.19	Raritan Boro.	2.43	2.20	2.01	2.07	1.99
Totowa Boro.	1.69	1.57	1.41	1.29	1.36	Rocky Hill Boro.	1.27	1.28	1.07	1.23	1.28
Wanaque Boro.	2.38	2.24	2.07	2.20	2.34	Somerville Boro.	2.74	2.30	2.06	2.15	2.21
Wayne Twp.	2.21	2.20	1.86	1.75	1.66	South Bound Brook Boro.	2.60	2.32	2.17	2.20	2.13
West Milford Twp.	2.74	2.30	2.08	1.92	2.06	Warren Twp. 1.95	1.81	1.59	1.32	1.18	1.16
West Paterson Boro.	2.06	1.98	1.71	1.60	1.46	Watchung Boro.	1.72	1.56	1.34	1.27	1.20
<u>SALEM COUNTY</u>						<u>SUSSEX COUNTY</u>					
Alloway Twp.	2.13	2.24	2.17	2.12	1.86	Andover Boro.	2.21	1.71	1.81	1.80	1.61
Carneys Point Twp.	2.62	2.59	2.56	2.39	2.41	Andover Twp.	2.42	2.17	1.92	1.82	1.83
Elmer Boro.	2.37	1.91	2.28	2.12	2.00	Branchville Boro.	1.76	1.57	1.44	1.25	1.07
Elsinboro Twp.	2.03	2.22	2.34	2.05	2.08	Byram Twp	2.39	2.31	2.07	1.76	1.69
Lower Alloways Creek Twp	.76	.79	.92	.78	.71	Frankford Twp.	2.33	2.19	2.08	1.84	1.72
Mannington Twp.	2.49	2.13	2.41	2.09	1.92	Fraklin Boro.	2.84	2.71	2.50	2.56	2.33
Oldmans Twp.	2.23	2.66	2.69	2.22	2.07	Fredon Twp.	2.30	2.20	2.05	1.81	1.78
Penns Grove Boro.	3.53	3.60	3.57	3.53	3.50	Green Twp.	2.32	2.12	1.61	1.83	1.84
Pennsville Twp.	2.39	2.35	2.11	1.93	1.98	Hamburg Boro.	2.58	2.24	2.22	2.09	1.89
Pilesgrove Twp.	2.09	2.07	1.99	1.74	1.81	Hampton Twp.	2.43	2.21	2.09	1.76	1.55
Pittsgrove Twp.	2.17	2.10	2.00	1.85	2.08	Hardyston Twp.	2.53	2.58	2.33	2.20	2.08
Quinton Twp.	2.12	2.08	2.22	1.88	1.96	Hopatcong Boro.	2.41	2.40	2.11	1.91	1.96
Salem City	2.83	2.61	3.15	3.47	4.45	Lafayette Twp.	2.43	2.23	2.30	2.01	1.86
Upper Pittsgrove Twp.	2.14	2.22	1.94	1.72	1.80	Montaque Twp.	1.67	1.71	1.64	1.69	1.64
Woodstown Boro.	2.81	2.61	2.60	2.79	2.56	Newton Town	2.42	2.11	1.86	1.54	1.72
<u>SOMERSET COUNTY</u>						Ogdensburg Boro.	2.77	2.53	2.92	2.48	2.32
Bedminster Twp.	1.17	1.09	1.03	1.03	.90	Sandyston Twp.	1.99	1.80	1.61	1.58	1.47
Bernards Twp.	1.86	1.72	1.59	1.38	1.36	Sparta Twp.	2.32	2.10	1.85	1.81	1.90
Bernardsville Boro.	1.55	1.53	1.34	1.18	1.24	Stanhope Boro.	2.56	2.41	2.52	2.35	2.24
Bound Brook Boro.	2.41	2.13	1.91	1.78	1.84	Stillwater Twp.	2.53	2.26	1.97	1.69	1.67
Branchburg Twp.	1.86	1.63	1.60	1.32	1.55	Sussex Boro	2.34	2.30	1.99	2.16	2.12
Bridgewater Twp.	2.22	1.87	1.67	1.52	1.45	Vernon Twp.	2.19	2.04	1.88	1.78	1.58
Far Hills Boro.	1.30	1.11	.93	1.10	1.08	Walpack Twp	.75	.74	1.12	.57	.54
Franklin Twp.	2.36	2.11	1.71	1.50	1.43	Wantage Twp.	2.29	2.21	1.98	1.78	1.70
Green Brook Twp.	2.18	1.79	1.61	1.58	1.50						
Hillsborough Twp.	2.18	1.94	1.69	1.61	1.61						

TABLE 11 (Con't)

EQUALIZED PROPERTY TAX RATES

<u>UNION CITY</u>	<u>1985</u>	<u>1986</u>	<u>1987</u>	<u>1988</u>	<u>1989</u>	<u>WARREN COUNTY</u>	<u>1985</u>	<u>1986</u>	<u>1987</u>	<u>1988</u>	<u>1989</u>
Berkeley Heights Twp.	1.95	1.81	1.76	1.59	1.63	Allamuchy Twp.	1.75	2.04	1.70	1.70	1.51
Clark Twp.	2.16	2.07	1.80	1.65	1.85	Alpha Boro.	2.18	2.40	1.93	2.07	1.96
Cranford Twp.	2.39	2.15	1.84	1.68	1.71	Belvidere Town	2.77	2.93	2.21	1.96	2.31
Elizabeth City	2.91	2.53	2.16	2.01	2.07	Blairstown Twp.	.71	.91	.74	.82	1.04
Fanwood Boro.	2.60	2.37	2.06	1.94	2.09	Franklin Twp.	2.17	2.25	1.78	1.53	1.84
Garwood Boro.	2.40	2.38	2.07	2.16	1.97	Frelinghuysen Twp.	2.14	2.42	1.79	1.82	1.92
Hillside Twp.	2.97	2.84	2.34	2.36	2.53	Greenwich Twp.	2.24	.90	2.11	2.09	2.01
Kenilworth Boro.	1.91	1.93	1.72	1.60	1.63	Hackettstown Town	2.49	1.57	2.10	2.15	2.06
Linden City	1.51	1.58	1.47	1.44	1.58	Hardwick Twp.	2.25	2.58	2.12	1.82	1.65
Mountainside Boro.	1.91	1.86	1.54	1.45	1.40	Harmony Twp.	2.14	2.33	1.9	1.82	1.66
New Providence Boro.	2.23	2.07	1.79	1.77	1.74	Hope Twp.	2.19	1.03	1.89	1.90	1.95
Plainfield City	3.22	2.91	2.36	2.24	2.36	Independence Twp.	2.14	2.28	1.87	1.70	1.92
Rahway City	2.84	2.50	2.25	2.25	2.26	Knowlton Twp.	2.27	2.64	2.12	1.84	1.59
Roselle Boro.	3.05	2.82	2.53	2.43	2.49	Liberty Twp.	2.40	2.53	2.01	2.14	1.84
Roselle Park Boro.	2.81	2.59	2.40	2.47	2.35	Lopatcong Twp.	2.18	2.28	1.80	1.90	1.85
Scotch Plains Twp.	2.43	2.17	1.85	1.70	1.78	Mansfield Twp.	2.25	.86	1.58	1.93	1.82
Springfield Twp.	2.13	1.87	1.85	1.72	1.82	Oxford Twp.	2.76	2.78	2.25	2.26	2.16
Summit City	1.78	1.63	1.42	1.43	1.43	Pahaquarry Twp.	2.67	3.53	3.54	3.89	4.23
Union Twp.	2.12	1.89	1.77	1.85	1.87	Phillipsburg Town	2.79	3.02	2.41	2.44	2.22
Westfield Town	2.23	1.99	1.82	1.65	1.76	Pohatcong Twp.	2.10	2.28	1.80	1.72	1.77
Plainfield Twp.	11.82	11.57	12.25	11.81	11.36	Washington Boro.	2.82	3.07	2.34	2.37	2.42
						Washington Twp.	2.23	2.42	1.89	1.84	1.78
						White Twp.	1.74	1.97	1.63	1.55	1.59

TABLE 12: FINANCES OF MUNICIPALLY OPERATED UTILITIES

This table reports the revenues and expenditures of municipally operated utilities in summary since 1981 and in detail for 1989. These operations are independent of the municipality and are not shown in the municipal data on the preceding pages.

Utility Type Codes: 1- Water 2- Sewer 3- Airport 4- Beach Front 5- Water & Sewer 6- Harbor
7- Electric 8- Parking 9- Swimming Pool

	TYPE	SURPLUS ANTICIP	OPERATING INCOME	FROM PROP TAXES	SURPLUS TO MUNI	OPERATING COSTS	DEBT SERVICE	CAPITAL IMPROVE	TOTAL REVENUE	TOTAL EXPEND
ABERDEEN TWP.	1	161,519	892,376			621,367	240,211	126,034	1,053,895	987,612
ABSLCON CITY	2	35,000	707,177			436,576	242,567	30,000	742,177	709,143
ALLENDALE BORO.	1	134,996	511,849			512,946	15,550	51,500	646,845	579,996
ALLENHURST BORO.	5	47,193	162,357			257,800	20,287		209,550	278,087
ALLENTOWN BORO.	1		228,790			201,000	48,995	5,000	228,790	254,995
ALIENTOWN BORO.	2	7,400	212,227	4,396		173,428	34,662	5,500	224,024	213,590
ALPHA BORO.	1		158,906			138,476	32,250	40,000	158,906	210,726
ALPHA BORO.	2	12,882	382,446			347,716	46,266	5,000	395,328	398,982
ALPHA BORO.	9	57,954	43,591			77,139			101,545	77,139
ANDOVER BORO.	1	5,524	35,424			32,624		5,000	40,949	37,624
ASBURY PARK CITY	2	500,000	3,503,153			2,360,475	914,525	100,000	4,003,153	3,375,000
ASBURY PARK CITY	4		257,721	570,400		993,322		778	828,121	994,100
ATL. HIGHLANDS BORO.	5	65,000	1,094,958			453,115	753,930	60,000	1,159,958	1,267,045
ATL. HIGHLANDS BORO.	6	202,000	1,944,729			1,400,764	275,199	334,365	2,146,729	2,010,329
ATLANTIC CITY CITY	1		47,141				43,855		47,141	43,855
ATLANTIC CITY CITY	3					151,500				151,500
AVALON BORO.	5	300,000	3,546,420			2,769,001	643,002	314,600	3,846,420	3,726,603
AVON BY THE SEA BORO.	4		313,242			349,400			313,242	349,400
AVON BY THE SEA BORO.	5	12,595	460,084			382,785	54,610	1,000	472,679	438,395
BARNEGAT LIGHT BORO.	5	75,000	463,069			358,000		62,000	538,069	420,000
BARNEGAT TWP.	5	175,000	1,567,620			907,400	179,600	280,000	1,742,620	1,367,000
BARRINGTON BORO.	2	6,800	500,383			464,504	9,651		507,183	474,155
BAYONNE CITY	5	2,000,000	8,947,013			7,476,807	1,089,674	145,000	10,947,013	8,711,482
BEACH HAVEN BORO.	1	68,000	403,562			295,930	137,069	30,000	471,562	463,000
BEACHWOOD BORO.	1	83,000	821,268			491,613	162,186	227,700	904,268	881,500
BEDMINSTER TWP.	2	38,800	214,384			172,800		40,000	253,184	212,800
BELLEVILLE TWP.	1		1,363,921			1,366,547	16,975		1,363,921	1,383,522
BELLMAR BORO.	1	51,700	588,115			453,050	188,831		639,815	641,881
BELMAR BORO.	4		1,280,581			1,665,239		140,000	1,280,581	1,805,239
BELMAR BORO.	5		1,390,121			966,905	296,410	132,522	1,390,121	1,395,838
BELVIDERE TOWN	2	35,769	565,439			412,869	174,291	10,000	601,208	597,160
BELVIDERE TOWN	9	12,000	42,871			53,198		3,712	54,871	56,911
BERLIN BORO.	1	201,446	815,482		75,000	594,582	322,089	50,000	1,016,928	1,041,672
BERLIN BORO.	2		636,909			550,398	119,655	15,000	636,909	685,053
BERLIN TWP.	5		112,051			54,620			112,051	54,620
BLAIRSTOWN TWP.	1		97,154			39,991			97,154	39,991
BLOOMFIELD TWP.	1	250,000	2,725,155			2,812,430	210,319		2,975,155	3,022,749
BLOOMINGDALE BORO.	1	9,769	394,515			342,109	38,660	42,000	404,284	422,769
BLOOMINGDALE BORO.	2		875,448			740,509	3,500	80,000	875,448	824,009
BLOOMSBURY BORO.	1		296,587			243,756	252	5,000	296,587	249,009
BOONTON TOWN	1	206,564	864,265			829,576	189,288	67,700	1,070,830	1,086,564
BOONTON TOWN	2		494,381			289,624	58,330	102,135	494,381	450,090
BORDENTOWN CITY	1	103,800	1,261,953			968,081	375,772	20,000	1,365,753	1,363,853

TABLE 12: FINANCES OF MUNICIPALLY OPERATED UTILITIES - CONTINUED

	TYPE	SURPLUS ANTICIP	OPERATING INCOME	FROM PROP TAXES	SURPLUS TO MUNI	OPERATING COSTS	DEBT SERVICE	CAPITAL IMPROVE	TOTAL REVENUE	TOTAL EXPEND
BORDENTOWN CITY	2	10,000	157,732			113,800			167,732	113,800
BORDENTOWN TWP.	2	10,000		123,415		10,000	122,577		133,415	132,577
BRADLEY BEACH BORO.	2	90,000	586,506			577,340	13,666	775,000	676,506	1,366,007
BRANCHBURG TWP.	2	219,800	1,139,062			877,264	120,001	368,250	1,358,862	1,365,516
BRANCHVILLE BORO.	1	2,100	67,185			52,100		15,000	69,285	67,100
BRICK TWP.	2		21,821				15,000		21,821	15,000
BRIDGETON CITY	5	58,000	3,363,173			2,833,511	116,934	129,805	3,421,173	3,080,251
BRIDGEWATER TWP.	2	1,023,600	4,415,530			3,878,276	1,060,657		5,439,130	4,938,933
BRIELLE BORO.	5	120,110	1,304,627			627,292	306,788	128,000	1,424,737	1,062,080
BRIGANTINE CITY	5	250,000	2,862,739			1,779,995	801,349	348,839	3,112,739	2,930,184
BROOKLAWN BORO.	1		247,306			272,845	74,474	2,500	247,306	349,819
BURLINGTON CITY	1		646,217			627,600	22,591		646,217	650,191
BURLINGTON CITY	2		690,527			520,100	25,000		690,527	545,100
* BURLINGTON COUNTY	0		11,333,590			6,265,575	1,697,468	3,100,000	11,333,590	11,063,043
BURLINGTON TWP.	1	177,017	1,229,703			763,296	400,677	120,000	1,406,720	1,283,973
BURLINGTON TWP.	2	234,272	1,846,275			1,503,846	298,883	20,000	2,080,547	1,822,729
BUTLER BORO.	1	20,598	998,428			672,810	264,535	79,000	1,019,026	1,016,346
BUTLER BORO.	7	960,000	11,768,509			11,154,221	805,913	10,715	12,728,509	11,970,850
CALDWELL BORO. TWP.	1	30,696	613,463		46,853	597,530			644,159	644,383
CALDWELL BORO. TWP.	2	333,600	2,836,994			1,316,240	1,579,415		3,170,594	2,895,655
CAMDEN CITY	1		4,884,250			3,528,108	748,271	700,000	4,884,250	4,976,379
CAMDEN CITY	2	1,083,151	3,262,022			3,175,720	594,212		4,345,173	3,769,933
CAPE MAY CITY	5	369,000	2,893,264			2,600,940	443,640	50,000	3,262,264	3,094,581
CAPE MAY POINT BORO.	5	176,000	262,115			253,731	143,591	10,000	438,115	407,323
CEDAR GROVE TWP.	1	151,230	1,381,182			843,665	659,180	25,750	1,532,413	1,528,595
CEDAR GROVE TWP.	2	68,361	1,196,436			754,569	495,542	55,250	1,264,797	1,305,361
CEDAR GROVE TWP.	9	29,476	202,536			181,561	17,415	9,500	232,012	208,476
CHATHAM BORO.	1	57,930	422,133			334,930		125,000	480,063	459,930
** CHATHAM TWP.	0	140,000	231,054			351,849		5,047	371,055	356,896
CHATHAM TWP.	2	91,834	1,048,441			705,330	272,093	62,410	1,140,275	1,039,834
CHATHAM TWP.	9	15,000	200,565			189,625		10,000	215,565	199,625
CHERRY HILL TWP.	2	94,000	4,674,108			3,728,408	1,004,466	80,000	4,768,108	4,812,875
CHESTER BORO.	1	3,923	28,146			22,938		4,500	32,069	27,438
CLARK TWP.	9	10,075	267,204			100,075		65,000	277,279	165,075
CLAYTON BORO.	1	72,135	392,942			279,035	97,528	55,000	465,077	431,563
CLEMENTON BORO.	1		476,186			446,113	116,576	25,000	476,186	587,689
CLINTON TOWN	1	120,000	797,222			629,956	191,003	41,000	917,222	861,960
CLINTON TOWN	2	133,979	1,220,369			1,013,384	118,794	60,800	1,354,348	1,192,978
COLLINGSWOOD BORO.	1	38,109	794,478			639,439	187,258	1,250	832,587	827,948
COLLINGSWOOD BORO.	2	40,000	707,451			715,530	28,308		747,451	743,838
CRANBURY TWP.	1	50,000	134,863			102,200		30,000	184,863	132,200
CRANFORD TWP.	9	46,157	979,503			762,240	157,602	36,411	1,025,660	956,253
CRESSKILL BORO.	9	61,430	176,630			209,464		23,000	238,060	232,464
DEAL BORO.	2	21,860	368,254			234,660	124,174	140,000	390,114	498,834
DENVILLE TWP.	1	130,000	967,407			917,600	78,150	20,000	1,097,407	1,015,750
DENVILLE TWP.	2	440,000	1,311,471			1,093,763	364,277	10,000	1,751,471	1,468,041
DOVER TOWN	1	18,600	1,150,925			890,453	228,028	6,000	1,169,525	1,124,481
DOVER TOWN	8	119,713				126,971			119,713	126,971
*** DOVER TWP.	0	93,295	833,327			680,535	130,000		926,622	810,535

* Solid Waste
 ** Sewer #2
 *** Golf Course

TABLE 12: FINANCES OF MUNICIPALLY OPERATED UTILITIES - CONTINUED

	TYPE	SURPLUS ANTICIP	OPERATING INCOME	FROM PROP TAXES	SURPLUS TO MUNI	OPERATING COSTS	DEBT SERVICE	CAPITAL IMPROVE	TOTAL REVENUE	TOTAL EXPEND
EAGLESWOOD TWP.	2	30,000	76,351			51,900	40,887	500	106,351	93,287
EAST BRUNSWICK TWP.	1	400,000	3,455,420			2,935,421	1,292,000	125,000	3,855,420	4,352,421
EAST BRUNSWICK TWP.	2	17,000	152,000				169,000		169,000	169,000
EAST BRUNSWICK TWP.	8	1,062,964	1,000,230			485,999	1,326,965	120,000	2,063,194	1,932,964
EAST BRUNSWICK TWP.	9	48,650	55,183			103,663			103,833	103,663
EAST GREENWICH TWP.	1	96,000	286,723		50,000	141,000		145,000	382,723	336,000
EAST HANOVER TWP.	1		757,170			433,021	259,028	20,000	757,170	712,049
EAST HANOVER TWP.	9		61,173	107,606		114,213	67,275		168,779	181,488
EAST NEWARK BORO.	1	26,542	116,606			115,000			143,149	115,000
EAST ORANGE CITY	1	2,300,239	8,964,934		1,500,000	7,975,000	446,289	1,500,000	11,265,173	11,421,289
EDISON TWP.	1	356,036	3,898,598			3,761,430	296,970	183,000	4,254,634	4,241,400
EGG HARBOR CITY	5	72,877	664,533			504,813	105,661	30,116	737,410	640,590
ELIZABETH CITY	1	784,776	6,516,564			6,121,776		93,000	7,301,340	6,214,776
ELIZABETH CITY	2	7,515,835				1,651,107	979,204	735,000	7,515,835	3,365,311
ELMER BORO.	1	16,125	159,535			78,138	61,472	10,500	175,660	150,110
ELMWOOD PARK BORO.	1	85,000	952,789			1,039,302	110,697		1,037,789	1,150,000
EMERSON BORO.	2	55,000	324,213			133,990			379,213	133,990
ENGLISHTOWN BORO.	1	39,474	226,397			160,208	81,175	20,000	265,871	261,383
ENGLISHTOWN BORO.	2	23,375	191,408			166,275	39,633	2,000	214,783	207,908
ESSEX FELLS TWP.	1	53,383	1,236,085			1,023,333		200,000	1,289,468	1,223,333
* EVESHAM TWP.	0		617,400			547,651		30,000	617,400	577,651
FAIR LAWN BORO.	1	311,400	2,952,436			2,785,000	534,150	24,000	3,263,836	3,343,150
FAIRFIELD TWP.	1	194,000	834,336			528,509	296,425	213,000	1,028,336	1,037,935
FAIRFIELD TWP.	2	66,000	1,619,102			1,311,610	199,298	115,400	1,685,102	1,626,308
FAIRFIELD TWP.	9	26,600	177,091			72,926	111,527	17,000	203,691	201,453
FARMINGDALE BORO.	1	18,400	115,994			125,179	16,220	2,000	134,394	143,400
FARMINGDALE BORO.	2	26,000	321,943			290,236	99,263	2,500	347,943	392,000
FIELDSBORO BORO.	5	12,488	163,459			124,488			175,947	124,488
FLEMINGTON BORO.	1	52,198	246,765			239,055	51,643	25,500	298,963	316,198
FLEMINGTON BORO.	2		763,917			668,102		85,050	763,917	753,152
FLORENCE TWP.	5	190,000	1,154,452			939,669	359,823		1,344,452	1,299,492
FLORHAM PARK BORO.	1	40,950	606,541			360,106	112,944	95,900	647,491	568,950
FLORHAM PARK BORO.	9	27,689	102,336			66,780	34,839		130,025	101,619
FRANKLIN BORO.	5	94,784	1,559,354			1,052,986	499,168	94,500	1,654,138	1,646,654
FRANKLIN TWP.	1	726,000	3,903,240			2,840,125	358,022	925,000	4,629,240	4,123,147
FREEHOLD BORO.	5	222,049	3,242,818			2,902,894	285,184	15,000	3,464,867	3,203,079
FREEHOLD TWP.	5	735,000	6,634,670			3,896,900	1,594,062	710,500	7,369,670	6,201,462
FRENCHTOWN BORO.	2	25,000	200,883			156,900	27,506	20,000	225,883	204,406
GALLOWAY TWP.	2	250,000	1,726,396			919,548	516,616	504,336	1,976,396	1,940,500
GARFIELD CITY	1	150,000	1,476,294			1,538,800	77,000	10,000	1,626,294	1,625,800
GIBBSBORO BORO.	2		73,029			63,620		380	73,029	64,000
GLASSBORO BORO.	5	802,843	1,824,558			1,178,288	147,635	851,920	2,627,401	2,177,843
** GLEN GARDNER BORO.	0		182,804			171,750		5,000	182,804	176,750
GLEN GARDNER BORO.	1	14,000	110,029			72,430	40,369	1,000	124,029	113,800
GLEN RIDGE BORO. TWP.	1		503,438			446,792		15,000	503,438	461,792
GLOUCESTER CITY CITY	1	130,004	1,052,776			779,909	207,462	86,000	1,182,780	1,073,371
*** GREEN BROOK TWP.	0	134,354	33,657			52,236	109,118		168,011	161,354
GREEN BROOK TWP.	2	128,349	165,402			258,349		15,000	293,751	273,349
GREENWICH TWP.	1	9,572	260,718			215,122	33,750	2,700	270,290	251,572

* Golf Course

** Sanitation

*** Sewer II

TABLE 12: FINANCES OF MUNICIPALLY OPERATED UTILITIES - CONTINUED

	TYPE	SURPLUS ANTICIP	OPERATING INCOME	FROM PROP TAXES	SURPLUS TO MUNI	OPERATING COSTS	DEBT SERVICE	CAPITAL IMPROVE	TOTAL REVENUE	TOTAL EXPEND
HACKENSACK CITY	8		734,836			378,300	103,250	100,000	734,836	581,550
HADDON TWP.	5	275,510	1,164,868			917,892	362,395	90,066	1,440,378	1,370,354
HADDONFIELD BORO.	5	100,000	1,347,708			908,596	360,450	66,250	1,447,708	1,335,296
HALEDON BORO.	1		720,968			741,154	95,842		720,968	836,996
HAMBURG BORO.	5	150,000	752,428			597,562	290,258	9,230	902,428	897,051
HAMILTON TWP.	2	815,162	7,856,094			5,463,440	2,844,626	359,000	8,671,256	8,667,066
HAMMONTON TOWN	1	183,513	717,229			414,446	197,022	142,960	900,742	754,430
HAMMONTON TOWN	2	200,000	1,178,195			719,971	292,013	45,000	1,378,195	1,056,985
HAMPTON BORO.	1	15,816	128,765			89,410	50,601	5,000	144,581	145,011
HANOVER TWP.	9	13,000	184,754			123,700		56,300	197,754	180,000
HARDING TWP.	2	2,000	50,625			52,000			52,625	52,000
HARRISON TOWN	1		1,191,210			1,100,000			1,191,210	1,100,000
HARRISON TWP.	2	49,565	536,138			206,507	83,157	9,650	585,703	299,315
HARVEY CEDARS BORO.	5	130,000	427,307			316,383	148,616	65,000	557,307	530,000
HAWTHORNE BORO.	1	65,000	1,192,588			1,231,050	10,329	35,000	1,257,588	1,276,379
HAZLET TWP.	9	42,500	330,411			294,500		50,000	372,911	344,500
HELMETTA BORO.	1	18,213	95,965			87,800	26,113		114,178	113,913
HELMETTA BORO.	2	16,795	224,436			115,650	53,145		241,232	168,795
* HIGH BRIDGE BORO.	0	41,591	335,693			280,865	22,696	10,000	377,284	313,561
HIGH BRIDGE BORO.	1	323,325	55,525			219,021	123,323		378,850	342,344
HIGH BRIDGE BORO.	2	50,300	487,402			414,838	58,310		537,702	473,148
HIGHLAND PARK BORO.	5	196,000	1,314,397			1,392,900	155,150	112,000	1,510,397	1,660,050
HIGHLANDS BORO.	5	4,000	1,702,980			1,507,649	172,050	25,300	1,706,980	1,705,000
HIGHTSIOWN BORO.	5	423,500	1,479,157			1,131,217	228,656	260,000	1,902,657	1,619,873
HILLSDALE BORO.	9	8,389	203,753	40,606		105,242	161,604		252,749	266,846
HILLSIDE TWP.	9	21,638	132,724			145,950	9,688		154,362	155,638
HOBOKEN CITY	1	1,110,000	4,404,398		350,000	4,709,641	120,641		5,514,398	5,180,282
HOBOKEN CITY	2	321,304	3,183,246			2,888,363	743,656		3,504,550	3,632,019
HOHOKUS BORO.	1	62,800	430,850			417,700	44,060	38,000	493,650	499,760
HOLLAND TWP.	2	90,000	118,077			146,430	35,281	25,000	208,077	206,711
HOLMDEL TWP.	2	89,117	615,706			445,436	81,558		704,823	526,994
HOLMDEL TWP.	9	370,350	388,939			372,600	57,750		759,289	430,350
HOPEWELL BORO.	1	26,500	164,754			149,500	11,083		191,254	160,583
HOPEWELL TWP.	2		29,212			30,000			29,212	30,000
HOPEWELL TWP.	5	96,000	208,716			197,580	12,000		304,716	209,580
** HUDSON COUNTY	0		5,522,829			191,000	4,666,667		5,522,829	4,857,667
ISLAND HEIGHTS BORO.	5	35,000	375,181			308,431	97,783	7,500	410,181	413,714
JAMESBURG BORO.	2	57,500	376,419			393,495		15,000	433,919	408,495
JEFFERSON TWP.	1	60,128	735,495			370,070	277,558	80,000	795,623	727,628
JEFFERSON TWP.	2	164,199	289,128			193,799	121,400	1,000	453,327	316,199
JERSEY CITY CITY	1	1,553,729	15,338,897			11,684,535	6,971,771	80,762	16,892,626	18,737,068
JERSEY CITY CITY	9		79,550	182,600		283,763			262,150	283,763
KEANSBURG BORO.	5	4,078	35,750		4,078		35,633		39,828	39,712
KEARNY TOWN	1		2,995,192			2,705,815	289,864		2,995,192	2,995,679
KEYPORT BORO.	5	30,000	1,397,530			1,258,501	152,498	15,000	1,427,530	1,426,000
KINNELON BORO.	1		74,165			74,200			74,165	78,200
KINNELON BORO.	2	6,000	42,720			34,000			48,720	34,000
LAKEHURST BORO.	5		542,199			433,177	37,537	35,000	542,199	505,714

* Solid Waste

** Affordable Housing

TABLE 12: FINANCES OF MUNICIPALLY OPERATED UTILITIES - CONTINUED

	TYPE	SURPLUS ANTICIP	OPERATING INCOME	FROM PROP TAXES	SURPLUS TO MUNI	OPERATING COSTS	DEBT SERVICE	CAPITAL IMPROVE	TOTAL REVENUE	TOTAL EXPEND
LAVALLETTE BORO.	1	111,500	474,725			253,500	203,000	28,000	586,225	484,500
LAVALLETTE BORO.	2	595,500	706,087			118,000	90,000	60,000	1,301,587	268,000
LAVALLETTE BORO.	7	1,515,399				1,340,200		20,000	1,515,399	1,360,200
LAWNSIDE BORO.	2	28,300	178,930			113,539	28,591		207,230	142,130
LEONIA BORO.	9	32,405	161,046			292,860	57,950	10,000	193,451	360,810
LINCOLN PARK BORO.	1	106,565	906,910			643,844	324,799	5,000	1,013,476	973,643
LIVINGSTON TWP.	1		1,722,289			1,403,527	149,057	132,800	1,722,289	1,685,384
LIVINGSTON TWP.	9	59,374	220,184			274,677			279,558	274,677
LODI BORO.	1	70,000	1,702,505		453,537	1,020,407	182,751	147,665	1,772,505	1,804,361
LONG BEACH TWP.	5	265,500	4,127,699			3,164,500	720,915	60,000	4,393,199	3,945,415
LONGPORT BORO.	5	8,300	515,416			466,141		59,858	523,716	526,000
LOPATCONG TWP.	2	30,000	628,048			901,283	21,377	5,000	658,048	927,661
LYNDHURST TWP.	1	100,000	1,428,889			1,327,802	117,724	23,000	1,528,889	1,468,526
MADISON BORO.	1	101,605	1,193,085			854,597	115,463	300,000	1,294,691	1,270,060
MADISON BORO.	7	394,695	10,618,543		1,200,000	8,554,516	136,179	529,000	11,013,238	10,419,695
MAHWAH TWP.	1	369,317	1,978,404			1,249,513	518,060	70,000	2,347,721	1,837,573
MAHWAH TWP.	2	1,012,957	1,441,327			1,863,975	178,982	70,000	2,454,284	2,112,957
MANALAPAN TWP.	1	3,300	46,240			45,200			49,540	45,200
MANASQUAN BORO.	4		731,630	21,621		962,224			753,252	962,224
MANASQUAN BORO.	5	21,059	1,193,454			1,032,754	52,829	28,000	1,214,513	1,113,583
MANVILLE BORO.	1		747,559			709,327	32,018		747,559	741,346
MAPLE SHADE TWP.	5	1,287,000	3,121,155			3,664,615	574,849	120,500	4,408,155	4,359,964
MAPLEWOOD TWP.	9		390,756			290,185		59,678	390,756	349,863
MARGATE CITY CITY	5	308,410	1,686,328		150,000	1,743,410			1,994,738	1,893,410
MARLBORO TWP.	9	75,943	326,974			187,500	52,682	110,000	402,917	350,182
MATAWAN BORO.	5	100,000	2,080,012			1,726,486	344,000	14,500	2,180,012	2,084,986
MAYWOOD BORO.	9	1,500	179,341			169,130	12,842		180,841	181,972
MEDFORD LAKES BORO.	2		457,554			357,400	47,839	10,000	457,554	415,239
MEDFORD TWP.	5	719,498	2,774,529			1,754,715	1,035,768	100,300	3,494,027	2,890,783
MENDHAM BORO.	1	123,179	642,685			512,559	42,457	13,050	765,864	568,066
MENDHAM BORO.	2	252,611	799,811			472,124	405,760		1,052,422	877,884
METUCHEN BORO.	9	31,900	254,123			181,675	57,725	20,000	286,023	259,400
MIDDLE TWP.	5		101,135			124,582	3,503		101,135	128,086
MIDDLESEX BORO.	9	48,143	137,672			151,952	26,941		185,816	178,893
MIDDLESEX COUNTY	8	303,900	605,451		400,000	375,900			909,351	775,900
MILFORD BORO.	1	38,100	58,750			92,900			96,850	92,900
MILFORD BORO.	2	391,136				227,250	57,149	75,000	391,136	359,399
MILLTOWN BORO.	5	29,079	767,312			764,215	55,974	30,000	796,391	850,189
MILLTOWN BORO.	7	3,584,291				3,021,804	52,700	240,000	3,584,291	3,314,504
MILLVILLE CITY	1	115,000	1,272,083			1,153,500	91,283	80,000	1,387,083	1,324,783
MILLVILLE CITY	2	275,000	2,115,527			2,033,775	189,100	77,250	2,390,527	2,300,125
MILLVILLE CITY	3		421,049	52,640		266,575	134,315	2,500	473,690	403,390
MINE HILL TWP.	1		264,229			212,916	52,071	1,000	264,229	265,988
* MONMOUTH COUNTY	0		35,911,852			20,100,004	6,937,326		35,911,852	27,037,330
MONTCLAIR TWP.	1	137,000	3,197,994			2,190,962	879,829	25,000	3,334,994	3,095,792
MONTGOMERY TWP.	2	14,388	569,098			485,693		50,100	583,487	535,793
MOONACHIE BORO.	1	19,745				9,700		5,000	19,745	14,700
MOONACHIE BORO.	2		479,064			431,045			479,064	431,045
MOORESTOWN TWP.	5	239,146	3,606,975			2,060,040	504,466	250,000	3,846,121	2,814,506

* Reclamation Center

TABLE 12: FINANCES OF MUNICIPALLY OPERATED UTILITIES - CONTINUED

	TYPE	SURPLUS ANTICIP	OPERATING INCOME	FROM PROP TAXES	SURPLUS TO MUNI	OPERATING COSTS	DEBT SERVICE	CAPITAL IMPROVE	TOTAL REVENUE	TOTAL EXPEND
MORRIS PLAINS BORO.	9	20,600	58,600			78,600			79,200	78,600
MORRIS TWP.	2	355,754	3,083,594			1,896,764	1,265,766	98,500	3,439,349	3,261,030
MORRIS TWP.	8	5,700	15,925			21,200		2,500	21,625	23,700
MORRIS TWP.	9		345,620			246,629	45,296	10,000	345,620	301,925
MORRISTOWN TOWN	3		100,000			100,000			100,000	100,000
MORRISTOWN TOWN	8		403,224				403,224		403,224	403,224
MOUNT EPHRAIM BORO.	1	65,000	385,217			400,000			450,217	400,000
MOUNTAIN LAKES BORO.	1	148,000	250,934			379,075	10,706	19,500	398,934	409,281
MOUNTAIN LAKES BORO.	2		269,743			209,700			269,743	209,700
MOUNTAINSIDE BORO.	9	36,000	162,368			116,586		48,170	198,368	164,756
NATIONAL PARK BORO.	1		139,371			100,300	16,663	8,400	139,371	125,363
NEPTUNE CITY BORO.	2	76,605	447,358			496,605		25,000	523,963	521,605
NEPTUNE TWP.	2	25,042	2,712,110			1,844,492	274,400		2,737,152	2,118,892
NETCONG BORO.	1	21,212	219,488			146,420	63,292	20,500	240,700	230,212
NETCONG BORO.	2		376,956			343,810	58,653	24,000	376,956	426,463
NEW BRUNSWICK CITY	1		5,932,647			3,124,076	2,427,640	100,000	5,932,647	5,651,716
NEWARK CITY	1	7,510,716	30,917,287			22,004,068	5,362,910	7,510,716	38,428,003	34,877,694
NEWFIELD BORO.	1	70,400	123,479			140,600		31,000	193,879	171,600
NEWTON TOWN	5	38,315	1,286,559			1,025,274	192,089	15,500	1,324,874	1,232,863
NORTH ARLINGTON BORO.	1	100,000	1,135,755			1,017,000	58,849	30,000	1,235,755	1,105,849
NORTH BERGEN TWP.	9	35,000	212,988			185,228	54,674		247,988	239,902
NORTH BRUNSWICK TWP.	1	76,000	2,318,174			2,518,664	601,534		2,394,174	3,120,198
NORTH BRUNSWICK TWP.	2	225,000	2,434,604			1,998,598	688,401	20,000	2,659,604	2,707,000
NORTH CALDWELL TWP.	1		507,197			443,880	48,110		507,197	491,990
NORTH CALDWELL TWP.	9		129,001	23,006		64,498	102,687	3,050	152,007	170,236
NORTH PLAINFIELD BORO	2	50,000	835,546			189,630	61,125	12,500	885,546	263,255
NUTLEY TWP.	1	44,023	1,869,342			1,832,023	20,259	1,000	1,913,365	1,853,282
OAKLAND BORO.	1		1,097,196			726,050	372,562	20,300	1,097,196	1,118,912
OAKLAND BORO.	2		188,831	65,222		254,186			254,053	254,186
OCEAN CITY CITY	2		42,008	9,551		300	51,260		51,560	51,560
OCEAN GATE BORO.	1	5,050	137,501			76,770	64,179	1,000	142,551	141,950
OCEAN GATE BORO.	2	80,000	315,293			264,179	88,703	1,232	395,293	354,115
OGDENSBURG BORO.	1	23,327	169,232			126,339	45,011	15,000	192,559	186,350
* OLD BRIDGE TWP.	0	19,325	100,735			164,162		1,000	120,060	165,162
OLDMANS TWP.	1		10,495	2,921		10,640	1,821	1,000	13,416	13,461
ORANGE CITY TWP.	1		2,353,013		88,900	1,648,458	105,969	50,000	2,353,013	1,893,328
OXFORD TWP.	2	218,391	325,332			359,391	95,722	35,000	543,724	490,113
PALISADES PARK BORO.	9		509,365			788,426	72,234	10,000	509,365	870,660
PALMYRA BORO.	2	113,992	535,389			424,992	46,846		649,381	471,838
** PAR-TROY HILLS TWP.	0	150,000	1,815,636			1,414,985	301,469	18,800	1,965,636	1,735,254
PAR-TROY HILLS TWP.	1	250,000	4,026,882			2,437,547	593,165	156,000	4,276,882	3,186,712
PAR-TROY HILLS TWP.	2	1,000,000	10,792,089			4,854,977	4,168,401	150,000	11,792,089	9,173,378
*** PARAMUS BORO.	0	60,500	304,200			260,150	16,161		364,700	276,311
PARAMUS BORO.	2	36,000	2,220,296			1,851,843	421,888	20,000	2,256,296	2,293,731
PARAMUS BORO.	9	60,500	304,200			245,150	16,161		364,700	261,311
PARK RIDGE BORO.	1	245,168	1,039,736			899,157	226,309	70,243	1,284,904	1,195,709
PARK RIDGE BORO.	7	482,704	5,080,948			4,723,093	160,594	145,650	5,563,652	5,029,337
PARK RIDGE BORO.	9	28,000	115,936			96,600	20,150	10,250	143,936	127,000
**** PASSAIC TWP.	0	15,000	11,792			8,000		16,000	26,792	24,000

- * Arena & Recreation
- ** Golf & Recreation
- *** Swimming Pool
- **** Parking Lot

TABLE 12: FINANCES OF MUNICIPALLY OPERATED UTILITIES - CONTINUED

	TYPE	SURPLUS ANTICIP	OPERATING INCOME	FROM PROP TAXES	SURPLUS TO MUNI	OPERATING COSTS	DEBT SERVICE	CAPITAL IMPROVE	TOTAL REVENUE	TOTAL EXPEND
PAULSBORO BORO.	5	144,897	811,847			728,141	61,299	69,000	956,744	858,440
PEAPACK GLADSTONE BOR	2	37,738	344,832			259,000	82,738	21,000	382,571	362,738
PEMBERTON BORO.	5	49,000	256,924			234,700	22,989	45,000	305,924	302,689
PEMBERTON BORO.	7		654,585		8,000	576,307			654,585	584,307
PEMBERTON TWP.	1	450,000	811,515			661,394	114,253	475,504	1,261,515	1,251,151
PEMBERTON TWP.	2	583,474				7,834	571,430		583,474	579,264
PENNINGTON BORO.	5	93,153	404,414			383,033	147,639		497,568	530,673
* PENNSAUKEN TWP.	0	130,000	1,049,548			863,000	108,625	85,000	1,179,548	1,056,625
PENNSVILLE TWP.	1	45,000	1,075,290			825,300		154,700	1,120,290	980,000
PEQUANNOCK TWP.	1	201,897	777,628			513,175	370,122	59,600	979,525	942,897
PEQUANNOCK TWP.	2	54,666	449,960			120,606	26,010	43,500	504,626	190,116
PERTH AMBOY CITY	1	99,167	3,137,126	330,000		2,983,939	997,587	50,000	3,566,293	4,031,526
PERTH AMBOY CITY	2	471,601	2,596,800			2,551,721	434,880	15,000	3,068,401	3,001,601
PHILLIPSBURG TOWN	2		2,249,415			1,451,366	133,890	40,000	2,249,415	1,625,256
PINE BEACH BORO.	1		191,561			93,065	11,906	41,500	191,561	146,471
PINE BEACH BORO.	2	140,000	277,772			258,945	56,666	35,000	417,772	350,611
PISCATAWAY TWP.	2	134,113	3,491,692			2,736,232	681,113		3,625,805	3,417,345
PITMAN BORO.	5	382,600	717,929			452,041		21,500	1,100,529	473,541
** PLAINFIELD CITY	0			19,204		19,204			19,204	19,204
PLAINFIELD CITY	2	500,000	1,928,482		145,000	2,312,000	152,616		2,428,482	2,464,616
PLEASANTVILLE CITY	2	59,847	1,930,636			1,065,500	360,747	5,000	1,990,483	1,431,247
POHATCONG TWP.	2	79,600	362,529			360,600		10,000	442,129	370,600
POINT PLEASANT BORO.	1	500,000	2,801,948			1,257,217	1,189,600		3,301,948	2,446,817
POINT PLEASANT BORO.	5					4,400				4,400
PT PLEASANT BEACH BOR	5	95,000	1,572,639			1,203,750	240,000	42,250	1,667,639	1,486,000
RAHWAY CITY	1	80,459	2,851,741			2,461,629	453,558	100,000	2,932,200	3,015,187
RAMSEY BORO.	5	661,992	2,500,533		400,000	2,112,195	83,797	245,000	3,162,525	2,840,992
RAMSEY BORO.	9	40,000	147,400			170,000		10,000	187,400	180,000
READINGTON TWP.	2	170,051	904,167			100,000	877,474		1,074,218	977,474
RED BANK BORO.	5		2,371,667			2,229,000	250,992	23,234	2,371,667	2,503,226
RED BANK BORO.	8	11,000	292,485			169,000	141,531		303,485	310,531
RIDGEFIELD BORO.	9	25,000	214,973			134,000	56,775	5,000	239,973	195,775
RIDGEFIELD PK VILLAGE	9		126,750	6,405		74,500	58,662		133,155	133,163
RIDGEWOOD VILLAGE	1	430,016	3,677,533			3,340,046	408,678	126,000	4,107,549	3,874,724
RIDGEWOOD VILLAGE	8	47,134	433,865			419,934	31,183	5,000	480,999	456,117
RIDGEWOOD VILLAGE	9		227,690	125,369		346,752	19,914	5,000	353,059	371,666
RINGWOOD BORO.	1	25,500	893,206			478,246	382,300		918,706	860,546
RIVERDALE BORO.	1	22,187	164,188			122,358	61,246	5,583	186,376	189,187
RIVERDALE BORO.	2	123,780				144,043			123,780	144,043
ROCKAWAY BORO.	1	199,629	753,552			571,300	109,579	99,750	953,182	780,629
ROCKAWAY TWP.	1	100,000	1,366,259			772,200	84,127	93,000	1,466,259	949,327
ROCKY HILL BORO.	5		124,189			87,320	13,723	15,000	124,189	116,043
ROOSEVELT BORO.	5	138,526	254,732			149,906	142,895	50,000	393,258	342,802
ROSELAND BORO.	1		709,712			588,500	178,002	900	709,712	767,402
ROSELAND BORO.	2	27,108	590,754			565,525	66,214	1,500	617,862	633,239
ROSELLE PARK BORO.	2	95,000	327,031			395,235			422,031	395,235
ROXBURY TWP.	1	75,000	440,150		34,917	280,200	220,360		515,150	535,477
ROXBURY TWP.	2		1,091,032	18,495		872,200	344,384		1,109,527	1,216,584
SADDLE BROOK TWP.	1	40,000	1,617,706			1,579,279			1,657,706	1,579,279

* Golf Course
** Transfer Station

TABLE 12: FINANCES OF MUNICIPALLY OPERATED UTILITIES - CONTINUED

	TYPE	SURPLUS ANTICIP	OPERATING INCOME	FROM PROP TAXES	SURPLUS TO MUNI	OPERATING COSTS	DEBT SERVICE	CAPITAL IMPROVE	TOTAL REVENUE	TOTAL EXPEND
SALEM CITY	5		1,611,273			798,325	72,379	100,000	1,611,273	970,704
SAYREVILLE BORO.	1	500,000	3,120,011			2,425,753	455,047	628,000	3,620,011	3,508,800
SEA GIRT BORO.	4		307,357			303,060			307,357	303,060
SEA GIRT BORO.	5	52,422	404,702			348,503	75,619		457,124	424,122
SEA ISLE CITY CITY	5	389,400	3,010,216			3,001,400	247,764		3,399,616	3,249,164
SEASIDE HEIGHTS BORO.	5	200,828	2,135,538			1,700,828	395,000	40,000	2,336,366	2,135,828
SEASIDE HEIGHTS BORO.	7	3,506,172				3,006,197	45,000	50,000	3,506,172	3,101,197
SEASIDE PARK BORO.	5	36,950	1,078,525			1,080,000	104,350	20,000	1,115,475	1,204,350
SECAUCUS TOWN	9	134,833	183,344	131,640		171,152			449,818	171,152
SHIP BOTTOM BORO.	5	242,000	522,525			657,500		50,000	764,525	707,500
SOMERDALE BORO.	2	30,000	243,007			228,888	27,111		273,007	256,000
SOMERVILLE BORO.	2		1,595,317			1,307,920			1,595,317	1,307,920
SOUTH AMBOY CITY	1	104,609	623,386			701,559	17,200	5,000	727,995	723,759
SOUTH BELMAR BORO.	5	57,000	358,245			379,105	32,395	2,500	415,245	414,000
SOUTH BRUNSWICK TWP.	5	3,542,673	10,442,482			7,532,673	2,310,000	2,500,000	13,985,155	12,342,673
SOUTH ORANGE VILL TWP	1	240,550	2,004,798			1,683,768	91,988	94,782	2,245,348	1,870,538
SOUTH PLAINFIELD BORO	2	483,936	1,728,635			1,612,400	475,335		2,212,571	2,087,736
SOUTH RIVER BORO.	1	44,077	1,005,299			594,950	360,027	3,600	1,049,376	958,577
SOUTH RIVER BORO.	2	10,704	99,272			100,725	9,251		109,976	109,976
SOUTH RIVER BORO.	7	324,988	4,063,701			4,084,600	45,588	72,000	4,388,690	4,202,188
SPARTA TWP.	1	76,911	963,681			734,576	172,042	109,800	1,040,592	1,016,418
SPARTA TWP.	2		41,564			36,873	7,797		41,564	44,670
SPOTSWOOD BORO.	5	11,420	776,100			568,378	194,542	2,000	787,521	764,920
SPRING LAKE BORO.	4		605,406			616,012			605,406	616,012
SPRING LAKE BORO.	5		913,021			636,649	82,616	5,000	913,021	719,265
SPRING LAKE HGTS BORO	5		1,125,705			660,019	149,763	89,294	1,125,705	899,078
SPRINGFIELD TWP.	9	21,700	222,666			187,700	15,000		244,366	202,700
STANHOPE BORO.	1	10,240	288,651			177,281	71,732	10,000	298,891	259,013
STANHOPE BORO.	2	88,000	469,890			352,581	179,690	6,000	557,890	538,271
STOCKTON BORO.	1	9,788	37,683			27,663	11,124	8,000	47,471	46,788
STOCKTON BORO.	2		148,424	6,471		109,968	35,002	10,500	154,896	155,471
STONE HARBOR BORO.	5	73,000	1,317,506			1,107,390	191,386	140,000	1,390,506	1,438,776
SUMMIT CITY	2	225,000	1,598,110			1,474,660	88,720	284,097	1,823,110	1,847,478
SURF CITY BORO.	5	320,000	742,828			839,500	80,590	45,000	1,062,828	965,090
SUSSEX BORO.	1		321,096				24,295		321,096	24,295
SUSSEX BORO.	5	83,214				297,118	69,954	8,641	83,214	375,714
SWEDESBOBO BORO.	5	484,653				379,500	63,523	41,600	484,653	484,623
TEWKSBURY TWP.	2	14,071	71,286			57,429	20,642	1,000	85,358	79,071
* TINTON FALLS BORO.	0		462,654			522,120	52,000	65,500	462,654	639,620
TINTON FALLS BORO.	2		1,313,340			1,014,548	354,103	203,955	1,313,340	1,572,606
TOTOWA BORO.	1	66,786	799,026			881,160	45,890	10,000	865,812	937,050
TOTOWA BORO.	9	2,749	40,582	6,306		36,345	10,621		49,637	46,966
TRENTON CITY	1	2,200,000	11,379,904		535,367	8,422,984	4,141,980	113,325	13,579,904	13,213,656
TRENTON CITY	2	1,201,347	5,897,508		1,000,000	3,270,468	2,170,701	147,480	7,098,855	6,588,649
TRENTON CITY	8	323,424	1,065,138		788,485	387,042	242,412	9,500	1,388,562	1,427,439
UNION BEACH BORO.	1	79,041	514,451			414,854	163,980	10,150	593,492	588,984
UNION TWP.	2	63,000	2,465,646			2,212,640	170,866	100,000	2,528,646	2,483,507
UPPER DEERFIELD TWP.	5		769,770			119,492			769,770	119,492
VENTNOR CITY	5	157,916	2,195,598			1,915,137	230,904	114,400	2,353,515	2,260,442

* Southern Sewer

TABLE 12: FINANCES OF MUNICIPALLY OPERATED UTILITIES - CONTINUED

	TYPE	SURPLUS ANTICIP	OPERATING INCOME	FROM PROP TAXES	SURPLUS TO MUNI	OPERATING COSTS	DEBT SERVICE	CAPITAL IMPROVE	TOTAL REVENUE	TOTAL EXPEND
VERONA TWP.	1	228,128	1,660,877			1,297,933	361,514	10,000	1,889,005	1,669,448
VERONA TWP.	2		1,596,380			606,790	354,437	25,000	1,596,380	986,227
VERONA TWP.	9	40,000	227,287			187,751	62,986	2,000	267,287	252,737
VINELAND CITY	5	115,000	2,705,846			1,661,568	267,216	592,300	2,820,846	2,521,084
VINELAND CITY	7	2,075,000	30,166,070			25,708,297	1,177,195	3,624,000	32,241,070	30,509,493
VOORHEES TWP.	2	100,000	1,630,918			802,351	645,026	25,000	1,730,918	1,472,377
WALDWICK BORO.	1	68,175	532,412			600,940		15,400	600,587	616,340
WALL TWP.	5	124,000	3,226,798			2,431,654	427,701	120,000	3,350,798	2,979,355
WALLINGTON BORO.	1	29,838	679,336			638,925	95,788	5,000	709,174	739,713
WANAQUE BORO.	1	111,450	600,620			522,554	82,400	38,577	712,070	643,532
WAYNE TWP.	1	500,000	4,594,651			4,532,000	360,563	1,000	5,094,651	4,893,563
WAYNE TWP.	2	860,000	8,568,627			5,819,140	3,441,388	464,375	9,428,627	9,724,904
WENONAH BORO.	1	103,706	126,444			80,362		66,344	230,151	146,706
WENONAH BORO.	2	40,206	146,119			132,056			186,325	132,056
WEST CALDWELL TWP.	1	145,531	963,339			970,205	67,326	30,000	1,108,870	1,067,531
WEST CALDWELL TWP.	9	9,897	400,985			271,230	115,982	5,000	410,882	392,212
WEST CAPE MAY BORO.	1		95,185	4,820		105,999		4,500	100,005	110,499
WEST CAPE MAY BORO.	2		166,780			118,500			166,780	118,500
WEST DEPTFORD TWP.	5	698,771	3,362,610		242,165	2,298,525	751,455	78,000	4,061,382	3,370,145
WEST NEW YORK TOWN	9	1,000	99,695			109,000			100,695	109,000
WEST ORANGE TWP.	9	16,000	147,475			145,000			163,475	145,000
WEST PATERSON BORO.	1	14,805	431,011			442,000		2,500	445,817	444,500
WEST WILDWOOD BORO.	1	13,000	125,588			109,417	24,582	3,000	138,588	137,000
WESTFIELD TOWN	9	20,500	399,522			276,700	93,256	500	420,022	370,456
WESTVILLE BORO.	1	32,608	462,615			385,317	117,722	31,000	495,224	534,040
WHARTON BORO.	1	41,153	354,184			297,522	72,000	10,000	395,337	379,522
WILDWOOD CITY	1		2,299,123	99,210		1,619,512	978,550		2,398,333	2,598,062
WILDWOOD CITY	2	120,000	2,821,911			2,847,650		65,000	2,941,911	2,912,650
WINSLOW TWP.	5	445,321	2,238,114			1,176,657	903,084		2,683,435	2,079,741
WOODBURGE TWP.	9		94,175	37,000		137,000			131,175	137,000
WOODBURY CITY	5	589,108	2,138,814			1,950,108	351,574	155,000	2,727,922	2,456,682
WOODBURY HEIGHTS BORO	1	11,200	199,651			132,092	43,707	100	210,851	175,899
WOODBURY HEIGHTS BORO	2	33,682	439,039			411,882	41,300	500	472,722	453,682
WOODSTOWN BORO.	1	33,959	220,030			132,000	31,159	53,000	253,990	216,159
WYCKOFF TWP.	2	134,833	877,089			896,947		9,886	1,011,922	906,833
Total 1989		91,180,779	619,209,939	1,988,911	7,472,304	487,156,365	118,995,416	42,144,715	712,379,629	655,768,800
Total 1988		78,510,324	553,240,516	2,462,736	6,812,720	457,556,686	109,978,080	36,260,716	634,213,576	610,608,102
Total 1987		64,319,565	515,063,302	2,189,574	6,451,750	397,517,491	94,523,204	32,205,249	581,572,441	530,697,694
Total 1986		63,326,132	472,775,464	1,245,889	10,319,591	360,816,116	79,979,428	21,788,416	537,347,485	472,903,555
Total 1985		49,175,037	431,306,158	2,064,481	6,323,010	333,315,233	79,752,813	25,885,390	483,087,515	445,276,446
Total 1984		38,720,592	406,797,003	2,374,489	4,820,319	315,871,663	67,597,489	22,203,117	447,892,088	410,492,589
Total 1983		33,261,336	364,243,300	3,275,784	4,294,235	286,148,618	64,623,682	13,291,535	402,859,420	368,358,074
Total 1982		31,467,423	322,568,258	3,112,712	3,723,156	268,185,615	58,025,041	21,048,241	357,148,393	350,982,054
Total 1981		31,386,307	291,503,018	3,285,480	1,989,937	252,777,197	51,441,463	11,042,409	326,158,506	317,251,010

TABLE 13

1989 COUNTY LOCAL HEALTH SERVICES TAX (R.S. 26:3A2-19)

These property taxes are levied in each municipality which provides local health services through agreement with the County Health Department, pursuant to the Local Health Services Act of 1975 and comprise the annual operating budget of the County Health Department.

1989 COUNTY VOCATIONAL SCHOOL TAX (R.S. 18A:54-16.5)

These property taxes are levied pursuant to Chapter 30, Laws of 1977 for support of the County Vocational School only in third class counties with population between 70,000 to 120,000.

COUNTY LOCAL HEALTH SERVICES TAX

<u>ATLANTIC COUNTY</u>		<u>CUMBERLAND COUNTY</u>		<u>MONMOUTH COUNTY</u>	
Absecon City	\$ 67,457.57	Bridgeton City	\$ 194,322.27	Allentown Boro	\$ 5,541.25
Brigantine City	229,420.43	Commercial Twp	66,585.85	Asbury Park City	28,451.12
Buena Borough	22,394.77	Deerfield Twp.	44,257.36	Atlantic Highland Boro.	19,892.26
Buena Vista Twp.	43,721.66	Down Twp.	36,316.94	Avon-by-the Sea Boro.	12,799.46
Corbin City	3,108.15	Fairfield Twp.	60,184.96	Belmar Boro.	26,403.92
Egg Harbor City	25,047.46	Greenwich Twp.	23,530.82	Englishtown Boro.	4,053.29
Egg Harbor Twp.	248,098.83	Hopewell Twp.	75,550.76	Farmingdale Boro.	4,627.81
Estell Manor Twp.	12,583.11	Lawrence Twp.	45,295.38	Howell Twp	135,501.54
Folsom Boro.	14,310.63	Maurice River Twp.	69,947.86	Keansburg Boro	19,759.22
Galloway Twp.	187,660.35	Millville City	459,920.81	Manasquan Boro	38,060.24
Hamilton Twp.	155,549.41	Shiloh Boro.	7,425.50	Marlboro Twp.	134,562.19
Hammonton Town	104,037.18	Stow Creek Twp.	26,535.42	Neptune Twp.	91,962.49
Linwood City	80,283.25	Upper Deerfield Twp.	<u>159,919.07</u>	Neptune City Boro.	14,265.47
Longport Boro.	87,092.88			Roosevelt Boro.	2,766.54
Margate City, City	217,505.86	<u>CUMBERLAND COUNTY TOTAL</u>	<u>\$ 1,269,793.00</u>	South Belmar	6,839.40
Mullica Twp.	40,852.43			Wall Twp.	<u>114,020.80</u>
Northfield City	80,385.76				
Pleasantville City	89,190.81			<u>MONMOUTH COUNTY TOTAL.</u>	<u>\$ 659,507.00</u>
Port Republic City	9,764.89				
Somer Point City	121,808.25				
Ventnor City, City	195,179.72				
Weymouth Twp.	<u>11,627.10</u>				
<u>ATLANTIC COUNTY TOTAL</u>	<u>\$ 2,047,081.00</u>				

TABLE 13 (con't)

COUNTY LOCAL HEALTH SERVICES TAX1989 COUNTY VOCATIONAL SCHOOL TAXOCEAN COUNTY

Barneget Twp	\$	48,241.14
Bay Head Boro.		39,679.06
Beachwood Boro.		34,754.26
Berkeley Twp.		218,004.82
Brick Twp.		423,420.01
Dover Twp.		547,810.74
Eaglewood Twp.		7,835.77
Island Heights Boro.		11,143.44
Jackson Twp.		137,639.06
Lacey Twp.		143,176.72
Lakehurst Boro.		6,252.99
Lakewood Twp.		177,632.32
Lavalette Boro.		64,452.35
Little Egg Harbor Twp.		74,426.48
Manchester Twp.		164,282.51
Mantoloking Boro.		40,987.97
Ocean Twp.		35,673.28
Ocean Gate Boro.		9,798.32
Pine Beach Boro.		11,331.64
Plumsted Twp.		19,554.43
Pt. Pleasant Boro.		125,321.12
Pt. Pleasant Beach Boro.		65,793.82
Seaside Heights Boro.		32,788.02
Seaside Park Boro.		41,008.51
S. Toms River Boro.		9,653.59
Statford Twp.		119,370.45
Tuckerton Boro.		<u>14,967.18</u>
OCEAN COUNTY TOTAL	\$	<u>2,625,000.00</u>

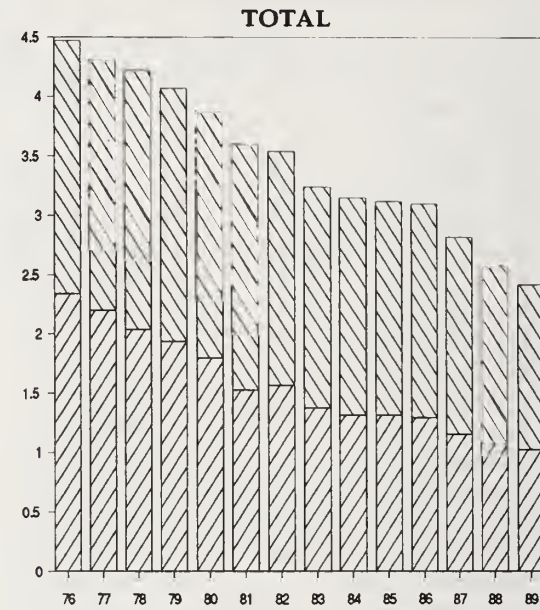
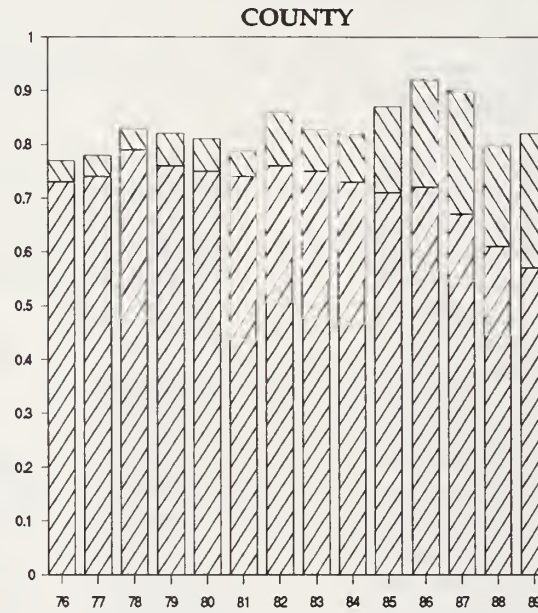
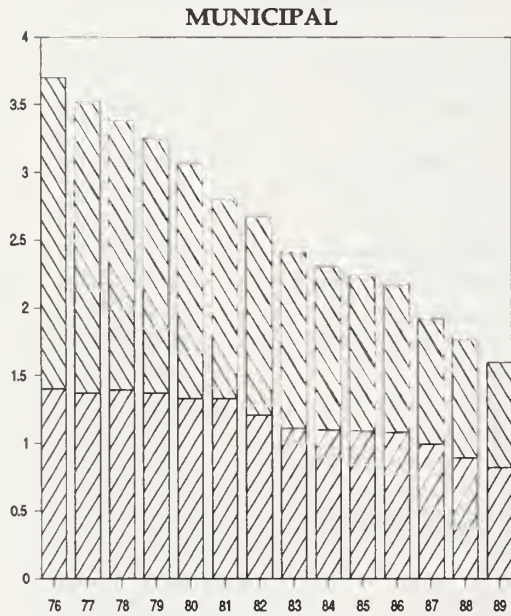
SUSSEX COUNTY

Andover Boro.	\$	8,367.63
Andover Twp.		69,661.55
Branchville Boro.		15,227.80
Frankford Twp.		78,023.83
Franklin Boro.		47,544.32
Fredon Twp.		40,098.43
Green Twp.		38,419.25
Hamburg Boro.		25,287.19
Hampton Twp.		62,628.04
Hardyston Twp.		65,486.42
Lafayette Twp.		30,870.95
Montaque Twp.		38,375.93
Newton Town		74,746.77
Ogdensburg Boro.		13.80
Sandyston Twp.		22,675.71
Stanhope Boro.		40,130.43
Stillwater Twp.		52,640.03
Sussex Boro.		16,886.93
Walpack Twp.		732.60
Wantage Twp.		<u>112,280.39</u>
<u>SUSSEX COUNTY TOTAL</u>	\$	<u>840,098.00</u>

HUDSON COUNTY

East Newark Boro.	\$	42,531.76
Guttenburg Town		231,430.88
Harrison Town		329,623.08
Hoboken City		837,937.07
Jersey City, City		3,614,513.66
Kearny Town		1,000,638.54
North Bergen Twp.		1,139,917.31
Secaucus Town		1,062,347.15
Union City, City		690,281.68
Weehawken Twp.		379,954.36
West New York Town		<u>565,964.50</u>
<u>HUDSON COUNTY TOTAL</u>	\$	<u>9,895,139.99</u>

DEBT TRENDS OF NEW JERSEY MUNICIPALITIES AND COUNTIES*



	<u>GROSS</u>	<u>NET</u>
1976	3.70	1.40
1977	3.53	1.37
1978	3.39	1.39
1979	3.25	1.37
1980	3.07	1.33
1981	2.81	1.33
1982	2.68	1.21
1983	2.41	1.11
1984	2.31	1.10
1985	2.25	1.09
1986	2.18	1.08
1987	1.92	.99
1988	1.78	.89
1989	1.60	.82

	<u>GROSS</u>	<u>NET</u>
1976	.77	.73
1977	.78	.74
1978	.83	.79
1979	.82	.76
1980	.81	.75
1981	.79	.74
1982	.86	.76
1983	.83	.75
1984	.84	.73
1985	.87	.71
1986	.92	.72
1987	.90	.67
1988	.80	.61
1989	.82	.57

	<u>GROSS</u>	<u>NET</u>
1976	4.47	2.13
1977	4.31	2.11
1978	4.22	2.18
1979	4.07	2.13
1980	3.88	2.08
1981	3.60	2.07
1982	3.54	1.97
1983	3.24	1.86
1984	3.15	1.83
1985	3.12	1.80
1986	3.10	1.80
1987	2.82	1.66
1988	2.58	1.50
1989	2.42	1.39

*Expressed as % of equalized valuation basis (a 3-year average of equalized valuation.)

Legend: Net Gross & Net

STATUTORY FORMS OF GOVERNMENT OF LOCAL UNITS OF NEW JERSEY

On each municipal page, under the name of the local unit, there appears the statutory form of government. An explanation of the various forms presently in operation are as follows:

Borough - an elected council usually consisting of six members with both administrative and policy making powers and an elected mayor with limited authority for administration.

Commission - (commonly referred to as the Walsh Act) is comprised of an elected governing body of three or five members (determined by population class). This body has both legislative and administrative authority.

Township Committee - an elected governing body usually consisting of three or five members with legislative and administrative authority.

Town Council - structurally similar to the borough form with a separately elected mayor and council deviating in size according to the number of wards.

Village - an elected body of five trustees with both legislative and administrative authority. (There are only (3) villages in the State at present.)

Mayor-Council - includes referendum charter forms authorized between 1897 and 1908 and special charters approved by the Legislature. Its constituency varies in size.

Council Manager Act of 1923 - an elected body of five, seven, or nine members which appoints its mayor and other officers. It appoints a municipal manager who is given authority to administer the local unit.

OPTIONAL MUNICIPAL CHARTER LAW OF 1950

Council-Manager - an elected policy-making council of five, seven or nine members (at discretion of voters) which appoints its mayor, a municipal clerk and a municipal manager who has authority and responsibility for overall municipal administration. This form differs from the 1923 form in the greater degree of discretion in both council representation and administrative organization.

Mayor-Council - an elected policy-making body of five, seven or nine members (voter's option) and a separately elected mayor with authority and responsibility for overall administration including the appointment of a business administrator to direct the department of administration required under this plan.

Small Municipality - an elected policy-making body of three, five or seven members including a mayor elected by the voters or the council who has authority for overall administration of the unit. This form of government is limited to units with less than 12,000 persons.

OPTIONAL COUNTY CHARTER LAW OF 1972

County Executive Plan - an elected board of chosen freeholders of five, seven or nine members and an elected county executive who is authorized to supervise, direct and control all county administrative departments.

County Manager Plan - an elected board of chosen freeholders of five, seven or nine members and an appointed county manager who is authorized to supervise, direct and control all county administrative departments.

County Supervisor Plan - an elected board of chosen freeholders of five, seven or nine members and an elected county supervisor. The legislative power is vested in the board of chosen freeholders; the executive power is exercised by the county supervisor.

County Board President Plan - an elected board of chosen freeholders of five, seven or nine members who elect a board president who presides at board meetings and oversees the work of the appointed administrator.

GLOSSARY

- ANNUAL BUDGET: the governing body of each local unit is required by law to adopt a budget for each calendar year. The law is N.J.S. 40A:4-1 et seq., known as the "local budget law." Every municipality and county in New Jersey operates on a full cash basis.
- ANNUAL DEBT STATEMENT: sworn statement filed by law by the chief financial officer of the local unit, attesting to the debt condition of the local unit. The law is N.J.S. 40A:2-1 et seq., known as the "local bond law."
- ASSESSED VALUATION: the proportional value of property assessed for real property taxation as determined by the local assessor whose jurisdiction extends over a municipal area. (see Net Valuation Taxable.)
- ASSESSMENT OF TAXES: the process of levying property taxes proportioned to property value. The expenditure report line with this title includes expenditures incurred for supervision and maintenance of appraisal and assessment records, tax map preparation and maintenance, revaluation programs, and other activities of the local assessor and the County Board of Taxation.
- AUTHORITIES: corporate public agencies created to perform specific functions within a local unit or region. Authorities have power to levy and collect service charges, incur debt, and operate autonomously.
- AUTHORITY DEBT: indebtedness of an authority outstanding on the date specified.
- BANK CORP. TAX: applies to all banks and banking associations, organized under the authority of New Jersey and whose principal place of business is New Jersey. This tax was a county and municipal tax prior to 1970. The rate was increased from 3/4% to 1 1/2% in 1970 on the value of common and preferred stock, and provision was made for the distribution of 1/2 the proceeds to state for general state purposes, the other half is equally divided by the county and municipality in which the bank(s) is located. Recently enacted legislation (c. 170 P.L. 1975) repeals the Bank Stock Tax Act and renders banks taxable under the Corporation Business Tax Act. Banks will be taxable upon their net income and net worth as in the case of corporations commencing in 1976. Distribution of this tax remains unchanged.
- BOND ORDINANCE: an ordinance adopted by the governing body of the local unit providing for the authorization of bonded indebtedness and repayment obligations under N.J.S. 40A:2-1 et seq., known as the "local bond law."
- BOND RATINGS: the credit rating assigned to a municipality or county by two agencies recognized as experts in the field of appraisal of local government finances. It will be noted that all local units are not rated. At present, both services--Moody's and Standard and Poor's--when a bond issue is sold and if the local unit does not contract with either of the two rating organizations for a credit rating, the rating previously given is withdrawn.
- CAPITAL DEBT: the long-term or short-term indebtedness authorized by bond ordinance for expenditures of a capital nature.
- CAPITAL DEBT ISSUED AND OUTSTANDING: principal amount of all capital debt issued and unpaid on the date specified.
- CAPITAL IMPROVEMENTS: the capital improvement expenditure data in this report includes: down payments on improvements (a 5% down payment is required in the "local bond law" when making an appropriation for improvement by ordinance), "Capital Improvement Fund" (which may be used to provide the necessary down payment or may be used to finance the improvement in whole or in part through an ordinance appropriation), and other capital improvement appropriations for capital projects or items of equipment such as fire engines, road scrapers, ambulances, etc.
- CAPITAL OUTLAY: expenditures by ordinance or budget appropriation for the construction, purchase, or improvement of fixed assets such as buildings and equipment, parks and playgrounds, vehicular equipment, streets, roads, sidewalks, storm sewers, etc. (See list of Capital Outlay on individual pages of local units.)

CASH BASIS BUDGET: a balanced budget, showing that there will be sufficient cash collected during the year to meet all debt service requirements, necessary operations of the local unit, and any mandatory payments required.

CHIEF FINANCIAL OFFICER: means the Director of Revenue and Finance, Comptroller, Treasurer, Collector or other financial officer of a municipality, or the treasurer of a county.

CORRECTIONAL AND PENAL: emergency shelters for minors accused of a crime: penitentiaries, jails, and detention houses.

COUNTY: a local unit of government governed by a Board of Chosen Freeholders. The County is responsible for welfare, education, tax assessment, elections, etc. (There are 21 counties in New Jersey.)

COUNTY EQUALIZATION RATIO: the equalization ratio used by the County Board of Taxation to calculate column 11 of the County Abstract of Ratables.

COUNTY EXTENSION SERVICES: farm and home demonstrations, 4-H Clubs, and related activities.

COUNTY TAXES: the amount paid by the municipality to the county for the municipal share of the county tax levy as apportioned by the County Board of Taxation.

CURRENT FINANCES: the current financial position of a local unit as reflected in its condensed current fund balance sheet for the fiscal year reported.

DEBT LIMITATION: the statutory debt limit in New Jersey is 3 1/2% for municipalities and 2% for counties, computed on the "equalized valuation basis."

DEBT SERVICE: the payment made by the local unit of the principal, interest and other charges on the obligations issued by it whether temporary or permanent.

DEDUCTIONS (FROM GROSS DEBT TO CALCULATE NET DEBT): the "local bond law" defines the methods for calculating the deductible portion of gross capital debt. All school debt within the statutory limit is deductible. All self-liquidating or utility debt is deductible if the utility is self-sustaining. If the utility is not self-sustaining, the operating deficit is capitalized at 5% and becomes a charge against the debt limit of the municipality. The deductions from other debt come about through funds on hand, accounts receivable, and similar specific items allowable as deductions. Also bonds authorized by another Public Body to be guaranteed by the municipality are deductible.

DEFERRED CHARGES: unbudgeted expenditures, payment of prior year's bills, deferred charges to future taxation.

DELINQUENT TAXES: all taxes unpaid at the close of the year.

DISTRICT SCHOOL TAXES: payments to the local school district, regional school district and consolidated school district for the support of the school budget.

EFFECTIVE TAX RATE: the effective tax rate is the tax rate which would apply if the property taxed were assessed at true value. Because New Jersey defines true value as market value, and conducts a statistically designed sales ratio program in order to calculate state promulgated equalization ratios, the effective property tax rate for New Jersey municipalities is the general tax rate multiplied by the equalization ratio.

ENVIRONMENTAL INSPECTION AND CONTROL: the expenditure line in this report includes these activities: code enforcement; building inspection; plumbing inspection; electrical inspection; elevator inspection; gas inspection; air conditioning inspection; heating plant inspections; housing and rooming house inspection; air pollution control; water pollution control; and sanitary inspections of nursing homes, hotels, motels, and trailer camps.

EQUALIZATION RATIO: the ratio of assessed value to true (market) value of real property.

EQUALIZED VALUATION: the true (market) value of real property, calculated by dividing the assessed value by the equalization ratio (see also State Equalized Value).

EQUALIZED VALUATION BASIS: the average of the three (3) preceding years of the sum total of: (a) the aggregate equalized valuations of real property as certified in the Table of Equalized Valuations published by the Director of the Division of Taxation of the Department of the Treasury on October 1, of each year; and (b) the assessed valuation of Class II railroad property as set forth in the Table of Equalized Valuations referred to in (a) above.

EXPENDITURES: actual cash disbursements plus amounts reserved to meet bills incurred during the year but unpaid at the close of the calendar year.

FISCAL YEAR: the fiscal year of all New Jersey counties and municipalities is the calendar year.

GENERAL TAX RATE: the general tax rate is the rate applied to the net taxable assessed valuation of a municipality to yield the required tax levy. It is the rate shown on the County Abstract of Ratables and on the tax bill. Because of varying assessment practices, it is a rate which has no meaning in comparative tax rate studies.

GROSS DEBT: includes all bonds and notes authorized or guaranteed by a local unit or a school district, whether or not issued. Does not include tax anticipation notes, emergency notes, special emergency notes, or utility revenue notes.

HEALTH SERVICES EXCEPT ENVIRONMENTAL: the municipal expenditure line in this report includes these activities: health boards and departments; physicians; visiting nurses; morgues; vital statistics; disease control; food; drug; food handling inspections; public baths; municipal child evaluation centers; municipal deprived children care; contributions to health organizations; narcotics centers; diagnostic centers; mental health and similar activities. The county expenditure line includes those of these activities not reported as a separate activity.

HUMAN RESOURCES: the expenditure line in this report includes activities such as those for youth, aging, Senior Citizens, child care centers, anti-poverty programs, head-start programs, etc.

LAND RECLAMATION AND CONSERVATION: the municipal expenditure line in this report includes these activities: water policy and conservation; flood prevention and damage; and conservation of natural resources.

LINE ITEM: a budget line item is an appropriation or a specific anticipated revenue. A property line item is an entry on the tax rolls.

LOCAL PURPOSE TAXES: the amount of taxes assessed to support the municipal budget (i.e. to operate and maintain the municipality and provide for municipal debt service.)

LOCAL UNIT: a county or municipality.

MOODY RATING: the Moody Rating is the credit rating given by the Moody's Investors Service.

MUNICIPAL FUNCTIONS: expenditures necessary to operate the municipality and provide the services required.

MUNICIPAL PUBLIC UTILITY: an agency created to perform specific functions within a municipal, county, or regional area. Operations are separate and distinct from the local unit, but not autonomous with respect to it. There are fifteen types of municipal utilities in New Jersey: water, sewer, airport, beach, water and sewer, harbor, electric, parking, swimming pool, country club, golf course, park, recreation, sanitation and transfer station.

MUNICIPALITY: a municipal corporation (there are no unincorporated territories in New Jersey). The name of a New Jersey municipality (i.e., city, town, township, borough or village) does not indicate size, population or form of government.

NET DEBT: the amount of authorized debt remaining after statutory deductions are taken. The present law limits the amount of net debt for municipalities to 3 1/2% of equalized valuation basis for the sum of municipal and school debt. The present law limits the amount of net debt for counties to 2% of equalized valuation basis.

NET VALUATION ON WHICH COUNTY TAXES ARE APPORTIONED: this figure is taken from column 11 of the County Abstract of Ratables. It includes the County equalization of net valuation taxable, plus several statutory adjustments, plus an equivalent valuation for the business personalty taxes collected and replaced by the State.

NET VALUATION TAXABLE: the assessed valuation of real property excluding Class II railroad property, over which property taxes are levied. Telephone and telegraph equipment are assessed locally, and are included in this figure.

OTHER JUDICIAL: court attendants and services of court reporters.

OTHER PUBLIC WORKS: the expenditure line in this report includes these activities: motor vehicle maintenance and fueling; public works equipment purchase and maintenance; general administration of public works; recreational flying fields; transportation capital expenditures; marine and harbor improvements; water system and improvements; feasibility studies; and purchase of municipal utilities.

OTHER REVENUES, REVENUE SHARING TAX EFFORT: includes realized alcohol beverage licenses, interest and costs on taxes and building permits, as well as any other miscellaneous licenses and permits reported in budget.

PARCEL: a parcel is a piece of property entered on the tax map as one unit and carried on the tax rolls for assessment and tax collection purposes as one unit.

PER CAPITA FIGURES: computations are based upon the estimated population for the report year. Care should be taken in using these figures for comparative purposes, since all services included are not necessarily provided to the residential population for the report year. Future research is planned to find a better measurement for cost comparisons.

PLANNING, HOUSING AND DEVELOPEMNT: the expenditure line in this report includes these activities: zoning; urban renewal; housing; planning; economic development; industrial commissions; physical rehabilitation; model cities programs; boards of adjustment; tidelands and meadowlands development; urban development; and community planning.

POPULATION: The official 1980 and 1990 Census of population conducted by the U.S. Department of Commerce, Bureau of the Census.

PROPERTY ACQUIRED BY DEED OR FORECLOSURE: (often referred to as foreclosed property.) When property taxes are unpaid, the collector is required by law to sell the property for non-payment of taxes. If there is no outside purchaser, the property is acquired by the municipality and the tax title lien is vested in the municipality. After 6 months from the date of the tax title lien sale, the municipality is permitted by law to foreclose the property owner's right of redemption of the lien and, thus, acquire title to the property.

RATABLE: a ratable is a taxable parcel of real property.

RESERVE FOR UNCOLLECTED TAXES: an item in the municipal budget which is designed to insure the municipality sufficient cash with which to carry out its functions after providing in full to other government units--local schools, county and special districts. This reserve becomes a tax levy added to the tax levy required to meet the budget, and represents the amount of tax monies expected to remain uncollected at the end of the year, based on the collection level of the previous year.

REVENUES: monies which were received during the calendar year. Surplus revenue may be in part offset by deferred charges and State Aid may be represented by State funds set aside as a reserve but not yet paid over.

SPECIAL DISTRICTS: independent governmental corporations created within a local municipal unit to provide definite functions and having power to tax, impose service charges and incur debt. They are autonomous, and their officials are usually elected, not appointed.

STANDARD AND POOR RATING: the Standard and Poor Rating is the credit rating given by the Standard and Poor Company.

STATE AID: revenues represent amounts received from the State under the several State Aid programs authorized by the State Legislature. These include State road aid, highway lighting, building allowances for Type I Schools and others.

STATE AND LOCAL FISCAL ASSISTANCE ACT OF 1972 (REVENUE SHARING): in general, funds received by units of local government from the federal government, and may be used only for priority expenditures, maintenance and operating expenses for (1) public safety, environmental protection, public transportation, health, recreation, libraries, social services for the poor and aged, and financial administration; (2) ordinary and necessary capital expenditures authorized by law. These utilizations are included in the report.

STATE EQUALIZATION RATIO: the equalization ratio promulgated by the Director of the Division of Taxation on October 1st of each year.

STATE EQUALIZED PROPERTY TAX RATES: derived by multiplying the general tax rate by the ratio of assessed value to true value (see table).

STATE EQUALIZED VALUE: the item reported in this report is calculated by dividing the net valuation taxable by the State Equalization Ratio to arrive at true value.

STATE EQUALIZED VALUATION: is promulgated by the Director of Taxation and represents a uniform computation of property value by formula designed to provide equitable distribution of State Aid programs.

STATUTORY: this term is used to identify a situation established by law. For example: a statutory expenditure is one required by law.

TAX RATE: means the general tax rate applicable to all taxable property. It is derived by dividing the total tax levy by the net valuation taxable. All tax rates shown are based upon \$100 valuation.

TAX TITLE LIENS: this asset is created as a result of sale by municipality for non-payment of real estate taxes, delinquent assessments, utility charges or special district taxes.

TYPE I SCHOOL DEBT SERVICE: the amount of principal and interest included in the budget of the municipal corporation for payment of debt for school structures in Type I (formerly called Chapter VI) School Districts.

VETERAN AND SENIOR CITIZEN TAXES: veterans and senior citizens receive a special property tax deduction on their tax bill in the amount of \$50 for veterans and \$160 for senior citizens. Taxes were formerly levied by the municipalities to cover the costs of these deductions, with State reimbursement for one-half of the allowed deductions. In 1976, the State assumed this obligation in its entirety; taxes are no longer levied by municipalities for these deductions.

WEIGHTS AND MEASURES: county and local inspections of weighing and measuring equipment and related law enforcement.









Prepared by
NEW JERSEY DEPARTMENT OF COMMUNITY AFFAIRS
DIVISION OF LOCAL GOVERNMENT SERVICES
101 SOUTH BROAD STREET, CN 803
TRENTON, NEW JERSEY 08625-0803
Telephone: 1-609-633-6345

