

NEW JERSEY  
RACING COMMISSION

2005

SIXTY-SIXTH ANNUAL  
AND STATISTICAL REPORT

Jon S. Corzine  
*Governor*

Zulima V. Farber  
*Attorney General*

John J. Tucker  
*Chairman*

Samuel M. Cannella  
Anthony R. Caputo  
Lawrence R. Codey  
Peter J. Cofrancesco, III  
Noel Love Gross  
Francis X. Keegan, Jr.  
Edward R. McGlynn  
Daniel A. Monaco  
*Commissioners*

Francesco Zanzuccki  
*Executive Director*

## Members of The Racing Commission

John J. Tucker, Morris Township  
Chairman, 1999 - present

Mr. Tucker was elected Chairman in January 2002, three years after his appointment to the Commission. Now retired, he had a long and distinguished career in the consumer products industry, most recently having served in senior management positions at Philip Morris Co., Inc. and Kraft, Inc. from 1985-1994. He received a BA in Business Administration from Upsala College and a MS in Business from Northwestern University. Mr. Tucker continues to be active in many professional and civic organizations and is a member of the Advisory Council for Human Resource Management for the Conference Board. Prior to his appointment to the Commission, Mr. Tucker owned and bred thoroughbred horses for over 15 years.

Samuel M. Cannella, Silverton  
Commissioner since 1991

Mr. Cannella is a very successful business owner/executive. He is the owner of at least seven corporations including Becker Tool & Die Company. His other holdings are in realty and development and manufacturing. He is a graduate of Essex County Tool & Design School. Mr. Cannella is also a founding member and former president of NJ Chapter, National Italian American Sports Hall of Fame, a national delegate to UNICO and a member of the Regional Board of Directors of Family First Federal Savings Bank.

Anthony R. Caputo, M.D.  
Commissioner since 2005

Dr. Anthony R. Caputo was born in Newark and raised in Belleville where he attended public school. For high school he enrolled at Seton Hall Prep where he excelled as their Quarterback for three years. After high school, he received his B.S. degree from St. Bonaventure University. Years later he was granted an Honorary Doctorate from St Bonaventure University.

Dr. Caputo earned his Medical Degree in 1969 from University of Bologna. His internship and ophthalmology training was completed at the New Jersey Medical School. In 1974, he was offered a Heed Fellowship at the Wills Eye Hospital in Philadelphia for pediatric ophthalmology. Upon returning to Newark, he was appointed Director of Fight for Sight Children's Eye Care Center and became the first pediatric ophthalmologist to practice in New Jersey.

Lawrence R. Codey, Spring Lake  
Commissioner from 2000 - May 23, 2005

Mr. Codey is an attorney and his career centered around the utility and service sectors. He retired as President and Chief Operating Officer of Public Service Electric & Gas Co. in 2000, having served in that position since 1991. Prior to that he was a Director with the Trust Company of New Jersey, a financial institution. Mr. Codey is a graduate of St. Peter's College and Seton Hall School of Law. He received an MBA from Rutgers University and attended the Advanced Management Program at the Harvard Business School. He also served as a member of the Clean Air Act Advisory Committee of U.S. Environmental Protection Agency and was a member of the New Jersey Commission of Higher Education. He currently serves on the Board of Directors of Sealed Air Corp., Horizon Blue Cross/Blue Shield, Trust Company of New Jersey, New Jersey Resources Corp. and United Water Corp. He is also Chairman of the Board of Trustees of St. Peter's College. Commissioner Codey resigned his position on May 23, 2005.

Peter J. Cofrancesco III, Sparta  
Commissioner since 2001

Mr. Cofrancesco serves as Executive Officer of the Grinnell Group of Companies. Grinnell is family owned and operated with interests in manufacturing of construction materials, transportation services, as well as commercial and residential real estate development. The company was named the 2003 New Jersey Family Business of the Year, an award that recognizes the significant contributions to the economy and community made by New Jersey family businesses. He attended Delaware Valley College, concentrating in Business Management and also received an Honorary Doctorate in Humane Letters from Centenary College in 2003. He is extremely active in many community and professional organizations including directorship of college and hospital foundations, the NJ State Fair and the Interlocking Concrete Pavement Institute. Mr. Cofrancesco is a leading owner and breeder of American Quarter Horses and currently serves as a Director of the American Quarter Horse Association. He and his family have owned an unprecedented 24 AQHA World Champions, and have received the prestigious Leading Owner Award five times.

Noel Love Gross, Saddle River  
Former Chair and Commissioner since 1994

Mrs. Gross served as chair of the New Jersey Racing Commission from 1994 to 2001. She received her college education at Sarah Lawrence College in Bronxville, NY. In the private sector, she is President and Chief Administrative Officer of the Hudson Landing Corporation. In the public sector, Mrs. Gross has had a notable career highlighted by her appointment by President Reagan to serve as United States Alternate Representative to the 41<sup>st</sup> and 43<sup>rd</sup> United Nations General Assembly. She was asked to head the US Delegation to the UN Economic & Social Council Organizational Session, and was named head of the US delegation to the Special Session of the UN Development Program. She has also held various positions in the Republican National Committee and, locally, is a member of the Board of Trustees of 70001 Limited Development Foundation. Mrs. Gross is an owner/operator of two horse farms and her horses have won many competitions including multiple Grand Championships by *Westfields* and 1<sup>st</sup> year Green Hunter of the Year National Championship by *Ever So Dark*.

Edward R. McGlynn, Point Pleasant Beach  
Commissioner since 1996

Mr. McGlynn received a B.A. degree from McKendree College in Lebanon Ill. and a J.D. from Seton Hall University School of Law. His career encompassed both the public and private sector. He served as Deputy and Chief of Staff to Governor Thomas H. Kean, and Executive and Special Assistant to Attorney General Irwin I. Kimmelman. Currently he is President of ERM Government Affairs, Inc., Senior Vice President of Government Affairs for the Alman Group, LLC, and is Of Counsel to Stone Mandia, Counsellors at Law. His community and professional affiliations are many and include medical and educational groups, and State Commissions.

Daniel A. Monaco, Woodbury  
Commissioner since 1985

Dr. Monaco earned a B.S. in chemistry from Mt. Saint Mary's College and a DDS from Temple Dental School. He served in the Army as captain in the U.S. Army Dental Corps. In 1957, he went into the general practice of dentistry and retired from practice in 1997. His professional and community affiliations include several dental associations and was a member of the dental staff of Underwood Memorial Hospital having served as chief of its Department of Dentistry. In public service, he served on several environmental commissions in West Deptford Township. Dr. Monaco was a co-founder and general partner of the Gloucester County Cable TV Co. He also was an incorporator and director of the Lenape State Bank and the Bank of Gloucester County having retired from banking in 2001. Prior to joining the Commission, Dr. Monaco was an owner and breeder of both thoroughbred and standardbred race horses for over 25 years.

Frank Zanzuccki, Wall Twp.  
Executive Director since 1992

Mr. Zanzuccki received a B.S. in Accounting from St. Francis College, Loretto, Pa. He was the Chief Accountant for United Mine Workers of America from 1975-1978. He started his career with the New Jersey Racing Commission in 1978 and served in various positions and was appointed Executive Director in 1992. Mr. Zanzuccki was awarded the prestigious Len Foote Award in 1998 in recognition of outstanding contributions to the horse racing industry. He is also the first non-commissioner to be elected to the Association of Racing Commissioners International Board of Directors. In addition to this honor, Mr. Zanzuccki was subsequently elected as an officer of this international organization and served as its chairman in 2004.

# STRUCTURE & FUNCTION

## MISSION STATEMENT

The New Jersey Racing Commission ("NJRC"), a Division within the Department of Law and Public Safety, is responsible for regulating the horse race industry in the State through vigilant oversight of all racing related activities to ensure the integrity of the sport and the safety of its participants.

### Commission Structure

Horse racing in New Jersey is regulated by nine Commissioners who, by law, are appointed by the Governor, with the advice and consent of the Senate. They set policy and rule on all matters affecting racing such as issuing permits to conduct horse racing meets, approving expenditures and adjudicating licensing matters. This year, eight individuals served as Commissioners (two seats remained vacant): John J. Tucker, Chair, Samuel M. Cannella, Lawrence R. Codey who resigned on May 23, 2005, Peter J. Cofrancesco, III, Noel Love Gross, Edward R. McGlynn, Anthony R. Caputo and Daniel A. Monaco.

The Commissioners employ staff to effect policy including an Executive Director who is responsible for overseeing the day-to-day operations of the Commission in accordance with accepted business and financial practices. Francesco Zanzuccki serves as the Executive Director.

NJRC has a staff of 75 full time employees who conduct the daily functions of regulating horse racing. It also maintains a pool of 47 part-time workers to supplement staff as needed. Activities are divided into four functional areas: Administrative/Financial, Racing Operations, Pari-mutuels and Investigations.

### Administrative/Financial

Much of the general administrative functions are performed by the Department of Law & Public Safety's Consolidated Administrative and Support Services unit specifically organized to streamline the personnel, budget and logistics functions of several State agencies.

Commission personnel perform administrative functions specific to racing matters including rule and regulation composition, staffing and scheduling, communications with and oversight of industry-related organizations, adjudication support, and report writing. Commission staff maintains a horse racing financial system that records and calculates all receipts and payments of funds from pari-mutuel wagering. In addition, it monitors the finances of certain industry organizations as required or requested.

### Racing Operations

All matters related to the regulation of the actual "running of the races" are the responsibility of the employees in this functional area.

Each individual and entity associated with horse racing must be licensed by Commission personnel. All participants must also be fingerprinted. A state-of-the-art computer system networks the Trenton office with all satellite racetrack locations. The Commission has a very successful mail-out program and participates in the Association of Racing Commissioners International multi-jurisdictional licensing program for owners.

The Commission employs racing officials who are present at each racetrack to monitor the running of every race in New Jersey. They issue penalties for rule infractions and rule on matters affecting the integrity of racing, including licensing concerns.

Veterinarians are also present at every live race meet to ensure the safety of the animals and to verify that each is fit to race.

Race horses are tested for the presence of illegal drugs after each race. These randomly selected samples undergo a complete chemical analysis at Commission-sponsored State Police Forensic Laboratory at the Meadowlands Racetrack.

### *Pari-Mutuels*

Every wager made on every live and simulcast race is recorded and checked for accuracy and compliance with Commission rules and regulations. Commission staff calculate financial information from these wagers for proper distribution of funds. Racing Commission staff oversee all aspects of pari-mutuel operations to ensure they are conducted with integrity.

### *Investigations*

An in-house investigative unit provides the Commission with the ability to oversee the integrity of racing by conducting case studies into alleged rule violations, and participating in the litigation process to punish offenders.



## KEY ISSUES 2005

A review of the key issues that affect the horse race industry in 2005 indicates an increase in the popularity of the sport but a continued concern for its integrity. By standardizing wagering rules and requiring the upgrade of totalizator systems, New Jersey set an example which is being followed by the simulcast industry nationwide.

Another concern garnering national attention is the use of illegal drugs and unacceptable performance altering drugs and therapies. Efforts continue to develop a national standard for medication use and to develop accurate testing methods for new concerns like the use of bronchial dilators and shock wave therapy.

The NJRC participated with other states in the Mid-Atlantic region in developing new medication and testing rules which address integrity concerns and will insure a greater consistency between New Jersey and neighboring jurisdictions. In 2005 the Commission in conjunction with the State Police Equine Testing Lab developed a regulatory procedure to detect the presence of Epogen (EPO) in horses. As a result, regulations pertaining to such were crafted and are expected to become effective in 2006.

Another significant development is the ever increasing number of states that have or will soon have enhanced revenues dedicated to horse racing from Slot Machine or Video Lottery Terminal (VLT) proceeds. Delaware, West Virginia and New York have these systems in place. Pennsylvania has enacted and Maryland is on the verge of enacting legislation to permit their use. As a result, these surrounding jurisdictions will be well-positioned to attract quality horses to compete in their events due to lucrative financial incentives available to the horsemen.

However, the New Jersey casino industry has dedicated \$86 million to be used for horse race purses and the balance of approximately \$62

million will be used over the next three years. This money is essential in keeping the quality of racing in this state competitive with surrounding jurisdictions as New Jersey implements account wagering. The influx of these funds into New Jersey racing, coupled with the maturing of the account wagering initiative, will better allow our racing industry to meet the challenges imposed by expanded gaming in neighboring states.

On October 7, 2004 the New Jersey Racing Commission issued an initial license to the New Jersey Sports and Exposition Authority to conduct account wagering, computer wagering and telephone wagering. The issuance of this license was a result of legislation passed almost five years ago, and a participation agreement being reached by the owners of the eligible New Jersey racetracks and the New Jersey Sports and Exposition Authority (operator of the Meadowlands and Monmouth Park). As of October 2005, New Jersey bettors could wager through established accounts via computer without having to physically be at a racetrack. Also, as a result of the Racing Commission's October 2004 telephone wagering commenced in New Jersey in April 2005 with 4,992,886 million dollars being wagered as of December 31, 2005. The Commission insured this new initiative was instituted smoothly and consistent with national integrity concerns. The Commission looks forward to the expansion of New Jersey's wagering base, which will result in larger purses and better horses being attracted to compete here.

Off-track wagering facilities will also come to fruition in New Jersey because of the participation agreement among the permit holders. The Racing Commission will review individual applications upon request.

As a result of the Commission's receipt of New Jersey's first OTW application in December 2005, filed by the New Jersey Sports & Exposition Authority and the owners' of Atlantic City

Racecourse, the Commission is preparing for the staffing and application of already existing regulations which were tailored to this new industry. The Commission will be conducting a hearing to consider this application to open New Jersey's first OTW facility in the Vineland area.

Racing dates are approved every year, usually at the Racing Commission's November meeting. Following the conduct of a public hearing, the 2005 dates approved by the Commission totaled 124 for thoroughbreds and 353 for standardbreds.

Numerous matters relating to violations of racing rules were litigated and adjudicated by action of the Commissioners ranging from the detection of illegal drugs in horses on race day, to an owners' dispute over purse money, to inhumane treatment of race horses.

The two major horsemen's organizations were the subject of comprehensive audits during 2004. The investigation into the Thoroughbred Horsemen's Association of New Jersey was completed and was subject to legal proceedings which in 2005 concluded with a settlement agreement achieving in various remedies being applied to the NJHA and allowing the Commission a more direct regulatory influence into the disbursement of funds within this organization. The Standardbred Breeders' and Owners Association audit has been completed and the conclusion of a significant investigation of the health and welfare benefit funds has prompted the initiation of litigation by the Commission to remedy alleged deficiencies.

Consolidation of all pari-mutuel activity remained at one location, namely the Meadowlands Racetrack, until November 2004. At that time Scientific Games Racing Corporation was retained by the track and casino permit-holders to calculate and commingle all pari-mutuel wagering activity. In November 2004, at the request of the Atlantic City Casinos, a second hub operated by Scientific Games Corporation was established in the Atlantic City area which handles all pari-mutuel wagering from participating casino properties. The Racing Commission maintains a staff at each location, during all hours when wagers are placed, to insure that such activities are conducted properly.

After one full year of operation, 2005 found the Atlantic City Hub functioning properly and within the Commission's stringent guidelines.

Standardbred and thoroughbred horse racing is conducted at four racetracks in New Jersey: the Meadowlands Racetrack, Monmouth Park, Freehold Raceway and Atlantic City Race Course. Pari-mutuel wagering in New Jersey occurs at these locations and nine casino simulcast sites.

Through December 31, 2005 wagering at New Jersey racetracks totaled \$874,946,335. Wagers made outside of New Jersey on New Jersey races totaled \$632,503,165 resulting in a total handle of \$1,505,872,661. This represents a \$124,066,824 decrease when compared with the 12 month totals from last year. It is noted that there were 2 more days raced in 2004 compared to 2005.

Wagers made at the nine casino simulcasting sites, totaled \$113,976,784 as of December 31, 2005. This is \$4,757,162 million less than last year.

Attendance during live racing totaled 1,858,790 through December 31, 2005.

NJRC's FY 2005 budget totaled \$9,518,203. It is comprised of \$567,465 in licensing revenue and \$665,305 in revenue from uncashed tickets. The balance of \$8,285,433 is generated from direct assessments to the racing industry.



## FUNCTIONAL AREA HIGHLIGHTS

### Administrative/Financial

The Administrative and Financial area is responsible for effecting policies of the Commission as directed by the Executive Director. Staff assigned to this area prepares annual reports, authors rules and regulations, maintains the Commission's web site [www.NJRCONLINE.com](http://www.NJRCONLINE.com), prepares special reports, liaisons with other State agencies and industry groups, maintains the horse racing financial system, prepares financial statements and conducts audits. (Detailed financial reports appear at the end of this report.)

### Racing Operations

All activities related to the actual running of races is the responsibility of this section. Staff consists of licensing personnel, racing officials (stewards and judges), testing lab chemists, and veterinarians.

Licensing is conducted at all racetracks, the Trenton office, and through the mail. The computerized licensing system was upgraded last year to an online interactive site. This totally redesigned system is more user friendly and is more efficient in report compilation.

The Commission issued over 13,800 licenses through December 31, 2005. Over one third of these licenses are processed through the Commission's mail out program and another ten percent through the RCI's multi-jurisdictional owner's licensing and fingerprinting program.

Revenue derived from the licensing function totaled \$567,465 in 2005.

The Commission employs Racing Officials who monitor every horse race run in New Jersey. These stewards and judges also rule on matters affecting the integrity of racing, conduct hearings and issue penalties for rule violations. The Commission issued 531 rulings in 2005, of which 294 included fines payable to NJRC totaling \$68,185.

Veterinarians are present at each racetrack to examine horses for soundness prior to and after racing. Six full-time (program) veterinarians, supplemented by a per diem staff, supervise the lasix program and supervise the gathering of samples for chemical testing.

NJRC's Equine Drug Testing Program is administered at the New Jersey State Police Forensic Science Laboratory located at the Meadowlands racetrack. A staff of 16 chemists use modern testing equipment and methods to detect the presence of illegal substances in horses. In 2005, 21,902 blood samples and 8,117 urine samples were collected and tested resulting in 4 violations of the Commission's medication rules. In addition, 6,661 blood gas samples from standardbreds were collected resulting in 3 positives.

The Commission also randomly tests jockeys and drivers for the presence of illegal drugs. It also tests for alcohol abuse by race participants and officials. In 2005, 3 positives were detected from 1,048 samples tested.

## **Pari-mutuel Operations**

Racing Commission staff monitors all aspects of pari-mutuel wagering to ensure compliance with rules and regulations governing betting. On-site supervisors of mutuels check for accuracy of system configuration relative to wagering options, proper transmission of wagers and television signals, and accuracy of pay-outs.

All wagering activity is now processed through two computer hubs located at the Meadowlands race track. The casinos are processed through the Atlantic City Racetrack Hub. Recording and reporting of all wagers occurs there and are reviewed by Commission staff. These reports are subsequently forwarded to the Commission audit section for further compilation to effectuate the distribution of funds from wagers pursuant to law.

Investigations into irregularities in betting patterns and systems are initiated by the Racing Commission executive staff. Special reports are requested and generated that assist with the investigation of matters regarding pari-mutuels such as past-posting, unusual wagering patterns, system malfunctions or manipulations or illegal cashing of tickets and betting vouchers.

Major investigations were undertaken in this area during the year including several situations where wagers were made after races started. Many of these inquiries involve cooperation with other State agencies and other racing jurisdictions.

## **Investigative Unit**

Six individuals are assigned to this unit that is responsible for investigating matters relative to compliance with Commission rules at all racetracks, in connection with the account wagering initiative, and at licensed off-track stabling facilities in the state. Of utmost concern are those matters that affect the integrity of racing such as race fixing, illegal administration of drugs, and licensing falsifications.

Staff also participates in review of security procedures at racetracks, personnel and accounting concerns at industry organizations, and conducts background investigations of officials.

# COMMITTEES FUNDS & ORGANIZATIONS

## NJRC COMMITTEES

*Backstretch Advisory Committee* - An industry funded organization that provides programs and oversight for matters that affect the health and well-being of stable area employees. On site chaplains and counselors, with assistance from horsemen's organizations and racetrack management, conduct a comprehensive program to address quality of life issues. Such programs include: drug and alcohol abuse counseling; soccer and softball leagues administration; educational services, including computer assisted English as a Second Language courses; health fairs; and other programs.

The Commissioners approved a \$222,035 budget for backstretch programs for 2005. Funding for these programs is from three sources: charity days at each race meet - \$19,116.67; a percentage of pari-mutuel handle - \$93,305.70; and revenues from Commission levied fines - \$68,185. A total of \$180,607.37 was deposited into the fund in 2005.

## SPECIAL FUNDS

*Casino Simulcasting Fund* - Statutorily created to financially assist racetracks and horsemen's organizations following the 1992 introduction of casino simulcasting. The Commission distributed funds of \$1,836,950.23 in year 2005 as follows: Atlantic City Racecourse-\$100,000; Freehold Raceway-\$458,983.41; Meadowlands Racetrack-\$458,983.41; Monmouth Park-\$458,983.41; New Jersey Thoroughbred Horsemen's Association \$90,000; Thoroughbred Breeders' Association \$90,000; and Standardbred Breeders' and Owners' Association \$180,000.

*Local Expense Fund* - Statutorily created to assist qualified municipalities to offset increased expenses from the operation of racetracks in their areas. Funds generated in 2005 were \$17,143.

*Charity days* - Proceeds from wagers designated by law to assist certain causes totaled \$99,105.87 and were allocated as follows: Developmentally Disabled - \$50,352.54; Horse Park of New Jersey/Care of Retired Horses - \$29,636.66; and Backstretch Improvement - \$19,116.67.

*Compulsive Gambling Treatment* - A total of \$200,000 was paid by racetracks to fund treatment and educational programs for compulsive gamblers as required by off-track and account wagering legislation enacted in 2002.

## NEW JERSEY HORSE RACING INJURY COMPENSATION BOARD

The Commission encouraged the creation of this Board that provides low cost group workers' compensation insurance for the horse race industry. The Board consists of representatives of the public and private sector including members of horse race organizations, insurance providers, state insurance departments and the NJRC. The program covers employees of the Board, namely drivers, jockeys and stable employees with 2005 premiums established at \$750,196.

## THOROUGHBRED ORGANIZATIONS

*Thoroughbred Horsemen's Association of New Jersey*, a not-for-profit corporation which advocates thoroughbred racing in the State. It provides general administrative services to its members including a group health benefits program.

*Thoroughbred Breeders Association of New Jersey* is an organization devoted to promoting and enhancing the breeding of New Jersey thoroughbreds. The Racing Commission administers the Breeders Award Program that provides monetary incentives to owners and breeders by offering purse enhancements for races for New Jersey bred.

## STANDBRED ORGANIZATIONS

*Standardbred Breeders and Owners Association of New Jersey* is a not-for-profit organization dedicated to advancing the cause of standardbred racing in the State. It provides general administrative services to its members including a group health benefits program.

*New Jersey Sires Stakes*, an agency within the State Department of Agriculture, promotes the owning and breeding of New Jersey standardbred's. Nearly \$11 million in purse money is devoted to Sires Stake races restricted to horses sired by stallions resident in New Jersey. The program is funded by distributions from pari-mutuel handle at harness tracks and from nominating and sustaining payments by horse owners.

### Thoroughbred

### Dates

*Atlantic City Racecourse*

4

April 29, May 4, 5, 13  
(April 29 & May 13 - Steeplechase)

*Monmouth Park*

90

May 14, 15, 21, 22, 28, 29 & 30  
June 2 through September 25

No racing: Mondays & Tuesdays during June through August (Except for Monday, July 4)

Wednesday June 1

Mondays, Tuesdays & Wednesdays during September (Except for Monday, September 5)

*Meadowlands*

30

September 30 through November 12

No racing: Sundays and Mondays during October

Sundays, Mondays & Tuesday during November

**Total Thoroughbred**

**124**

### Standardbred

*Freehold Raceway, Spring*

96

January 1 through May 28

No racing: Sun., Mon. in Jan., Feb., Mar.

(except 1/17, 2/21,) 1/18, 2/22, 3/22 & 3/29\*

Sun., Mon., Tues. in April and May

*Freehold Raceway, Fall*

96

August 11 through December 31

No racing: Sun., Mon., in Aug., Sept.,

Oct. (except 9/5, 10/11)

Sun., Mon., Tues. in Nov. and Dec. (except

11/1, 11/8\* & 12/26\*\*)

Thursday, November 24

*Meadowlands*

January 7 through August 6

141

No racing: Sun., Mon., in Jan.,

Mon., Tues. in Feb., Mar., Apr., May,

(except 2/1, 5/30) Sun., Mon. in June,

Sundays, February 6, March 27 and May 29

Sun. Mon. and Tue. June, July & August

November 18 through December 31

20

No racing: Sun. Mon. and Tues., Thurs. 11/24

December 21 through 24; and December 28

**Total Standardbred**

**353**

**GRAND TOTAL**

**477**

# RACETRACKS & SIMULCASTING

Four venues conduct horse race meets in New Jersey, Atlantic City Race Course, Freehold Raceway, Meadowlands Racetrack and Monmouth Park.

## Atlantic City Race Course

Offered thoroughbred racing for 4 days in 2005. These dates were run on its highly regarded grass course, including races dedicated to steeplechase events. The Atlantic City Race Course also conducts simulcast wagering year round.

\$412,528 Total wagers on AC races  
\$29,882,145 Total wagers on out of state races

## Freehold Raceway

Conducts daytime standardbred racing at its ½ mile track. It holds a spring and fall meet and offers wagering on out of state races year round.

\$73,856,603 Total wagers on Freehold, Spring  
\$66,297,717 Total wagers on Freehold, Fall  
\$140,154,320 Total wagers in 2005  
\$97,006,058 Total wagers on out of state races

**Meadowlands Racetrack** conducts both standardbred and thoroughbred racing and simulcasts year round.

## Standardbred

\$433,766,004 Total wagers in 2005

## Thoroughbred

\$41,848,976 Total wagers in 2005

## Simulcasting

\$349,332,380 Total wagers on out of state races

**Monmouth Park** offers thoroughbred racing from May through September and simulcasts year round.

\$258,764,507 Total wagers on Monmouth races  
\$186,164,727 Total wagers on out of state races

Wagering on horse racing also occurs at Atlantic City casinos. Nine "race books" accept wagers on races run in New Jersey and out of state. All bets are commingled with the host racetrack, via the Atlantic City hub, producing uniform pay-outs.

The amount wagered during the year at these facilities totaled \$113,976,784. This represents a 4% decrease from last year's total of \$118,733,948. By law, a portion of the commissions generated by these wagers is earmarked for deposit into the Casino Simulcast Special Fund for distribution to racetracks and industry-specific funds.

Pari-mutuel activity generated in 2005 at the casinos range from \$4,586,813 at the Showboat to \$28,014,780 at Bally's Park Place.

## Wagers on New Jersey Races 2004-2005

<u>T-Bred</u>	<u>2004</u>	<u>2005</u>
Atlantic City	\$458,868	\$412,528
Meadowlands	\$108,468,757	\$41,848,976
Monmouth	\$248,549,912	\$258,764,507
Total	\$357,477,537	\$301,026,011

## S-Bred

	<u>2004</u>	<u>2005</u>
Freehold	\$142,786,955	\$140,154,320
Meadowlands	\$474,629,908	\$433,766,004
Total	\$617,416,863	\$573,920,324

## Account Wagering

Internet	\$ 40,130,114
Phone	\$ 4,992,886
Total	\$ 45,123,000



2006

## PLANS & INCENTIVES

The New Jersey Racing Commission will continue its vigorous oversight of horse racing matters to ensure that racing is conducted in a fair and responsible manner. Staff will provide the administrative support to encourage its growth through expansion of wagering opportunities. The following is a list of incentives planned for 2006:

1. In 2006, the Racing Commission anticipates the implementation of New Jersey's first stand alone off-track wagering facility which follows the already operating Account, Internet and Telephone Wagering systems. Sites including Vineland, the New Brunswick and Trenton Areas are under consideration by participating parties which are the New Jersey Sports & Exposition Authority, Greenwood & Penwood Racing Companies. The NJRC plans to conduct hearings on the applications to establish these facilities and follow the process to their openings.
2. In recognition of the legislative & industry initiatives such as Account Wagering & the inception of off-track wagering, the Commission in 2006 will consider reorganizing its staffing which will include but not be limited to the addition of Commission personnel at all operating "OTW" facilities. The investigative unit will also be considered for expansion due to increased locations of pari-mutuel activities which enable the Commission to better regulate New Jersey's growing horse race industry.
3. In view of the awarding of the prestigious "Breeder's Cup" to New Jersey's Monmouth Park in 2007, the Racing Commission will be implementing various initiatives with the Breeders' Cup Committee and Monmouth Park to prepare for racing's biggest event. Upgrades to the Monmouth Park facility

in excess of \$15 million are planned and the Commission will oversee and be responsible for the approval of this massive undertaking to successfully set the stage for New Jersey to be spotlighted in front of the entire world of horse racing.

4. In 2005 the Racing Commission formed a committee headed by Commissioners McGlynn and Caputo, to study medication issues as they relate to New Jersey and various other jurisdictions. The Commission did a complete analysis of its medication testing program and state of the art chemical testing laboratory. In 2006 the Commission plans to implement the results of this review in an effort to create a more consistent environment with neighboring states regarding this issue. The Commission believes this initiative will continue to cause New Jersey to have an even more reliable and forward thinking testing program.
5. In 2005 the Racing Commission worked with the industry and our totalisator company (Scientific Games/Racing Corporation) to bring to New Jersey a state of the art multi-million dollar Computer Hub facility which will service the Northeast region. This facility is scheduled to go on-line in 2006 and will be staffed by Racing Commission representatives as it is an important factor in enhancing pari-mutuel wagering activities and integrity.
6. In 2006 the Commission will introduce the inception of digital licensing photography and live scan fingerprinting. This technology will enable the Commission and its staff a better adaptation to its already operating computer licensing system by allowing immediate photo identification of all licensees and instant background criminal histories which will more readily protect the integrity of the sport and its participants.

7. The Racing Commission has worked closely with the New Jersey Sports and Exposition Authority as well as other racing outlets to move forward with new innovative wagering opportunities which the Commission feels will further stimulate the public interest in horse racing. The "Group Bet" as well as "Choose N" wagers are being moved through the rule making process and the Commission anticipates their passage and implementation will take place in 2006.

8. The Commission will continue to pursue the passage of legislation that will permit New Jersey to become a member of the National Compact Licensing Program.

## NEW JERSEY RACING IN THE NEWS

### 75,000 Attend NJ's Championship racing Weekend; Total Wagering Tops \$21 Million

More than 75,000 people visited the Meadowlands and Monmouth Park to enjoy New Jersey's championship racing weekend, August 6 and 7.

Both New Jersey Sports & Exposition Authority (NJSEA) tracks presented their premier events the \$1.5 million Hambletonian for three-year-old trotters at the Meadowlands and the \$1 million Haskell Invitational at Monmouth Park. Live racing drew a total of 75,034 to the two New Jersey Racetracks and on-track wagering reached \$7,097,834 for two days. The total handle, including bets made at more than 450 simulcast locations throughout North America, hit \$21,144,855 a record for the NJSEA tracks.

"This was a great weekend for New Jersey", said NJSEA President and Chief Executive Officer George Zoffinger. "The eyes of the entire horse racing industry were on the Garden State this weekend, and the racing fans, horsemen and employees at both tracks really rose to the occasion. We put our best foot forward in front of national television

audiences, and it was a great day of racing at both tracks. Everyone associated with the Hambletonian and the Haskell should be congratulated on a job well done." The Hambletonian aired on CBS while the Haskell was featured on ESPN. "From a racing perspective you can't get any better than this" said NJSEA Vice President for Racing Dennis O. Dowd. "Other than the Kentucky Derby/Oaks days, I can't think of another two days back-to-back at any racetrack in North America that generates so much interest in horse racing and business than the New Jersey Championship Racing Weekend at the Meadowlands and Monmouth Park. We will hopefully continue on this momentum."

For the 25<sup>th</sup> straight year, the Meadowlands in East Rutherford has hosted harness racing's prestigious Hambletonian, the first leg of the trotting Triple Crown. The 80<sup>th</sup> edition went to Vivid Photo, trained, driven and co-owned by Roger Hammer. The 15 race program included eight stake races and nearly \$4 million in purse money was distributed to horsemen on Saturday.

The crowd of 31,245 at the Meadowlands was the highest ever at the Meadowlands and set a North American harness racing record, surpassing the \$8.8 million wagered at the Meadowlands in 2002 when two additional stakes were tacked on to the card after a severe thunderstorm caused a cancellation of racing the prior night.

A crowd of 43,789, fifth highest in the track's history, traveled to Oceanport on the Jersey Shore for Sunday's Haskell at Monmouth Park, which was won by the Bob Baffert trained Roman Ruler. It marked the sixth straight year when attendance topped 40,000. With the addition of wagering from simulcasting locations to the on-track total of \$3,699,825, Haskell Day produced its third highest handle all-time, \$12,129,836.

### Royal Flush Shark (\$35) Comes up Aces in Cane Final

Freehold, NJ - Royal Flush Shark used his post-position to good advantage and rallied to victory in the \$346,000 Cane Pace final - the first jewel in the Pacing Triple Crown for

three-year-olds at Freehold Raceway on Saturday, September 3, 2005.

You are viewing an archived copy from the New Jersey State Library

Royal Flush Shark left from post one and was quickly driven to the lead by Eric Ledford, then yielded the top to the 3-10 favorite, American Ideal, just before the opening quarter mile mark which was timed in 26.3.

American Ideal, who was driven by George Brennan, continued to command the fractions, passing the midway point of the mile 55.3 and three panel sation in 1.23.3 with Royal Flush Shark racing closely behind.

Leaving the final turn, American Ideal repelled the challenge of Jo Pa's Shark (David Miller), who had been racing on the outside American Ideal since the half mile mark.

American Ideal held a clear lead at the top of the stretch, but a fresh Royal Flush Shark pulled out of the pocket and mounted a powerful rally in the center of the track to draw clear by one and three quarter lengths in 1:52.4. American Ideal held gamely for second, one half length ahead of the third place finisher, Village Jolt (Ron Pierce). Ledford said that Royal Flush Shark showed "grit and determination but also admitted that luck played a role in the victory.

"Everything worked to perfection," Ledford said. We were lucky we landed on the right post. We couldn't draw better or have a luckier race."

Royal Flush Shark is ineligible to the Little Brown Jug - the second leg of the Pacing Triple Crown - but under the rules, the winner of the Cane can gain entry into the race by paying a \$45,000 supplementary fee. Ledford said that based on his discussions with Royal Flush Shark's owners, the horse would be supplemented if he won the Cane and came out of the race healthy.

Casie Coleman, who trains American Ideal and was attempting to become the first female ever to win a triple crown event, revealed that her horse had problems before the start.

"He got hot behind the gate and ran into it before the start," Coleman said. "He hit his

head and made a break. George had to get him back on stride and had to fight with him."

Coleman also voiced her disappointment. "Obviously, I'm disappointed, but not with the colt," Coleman said. "I'm mostly disappointed because I would have liked to have gone to the (Little Brown) Jug, and would have had to have won and been supplemented."

George Brennan concurred that American Ideal was not exactly at the top of his game in the Cane final. "He didn't handle the track good," Brennan said. "He was running in a bit on the turns. He went a good race, but he just wasn't himself today."

The Cane victory was the second in 11 outings this season for Royal Flush Shark, a gelded son of Cam's Card Shark owned by D'Elegance Stable, Royal Flush Stable, Iannacone and Giamarino. The trainee of Seldon Ledford was overlooked in the wagering and rewarded his supporters with a win mutuel of \$35.40.

*L* = Generated during the period of Line Racing

New Jersey Racing Commission  
On-Track Handle & Attendance  
DECEMBER - 2005

Meets	Racing Dates	Handle	Average Daily Handle	Attendance	Average Daily Attendance
<b>THOROUGHBRED</b>					
Atlantic City Racing Assoc.	4	\$412,528	\$103,132	8,463	2,116
Garden State Park	0	0	0	0	0
Meadowlands	27	9,169,883	339,625	109,582	4,059
Monmouth Park Jockey Club	90	57,966,750	644,075	797,262	8,858
<b>THOROUGHBRED TOTALS</b>	<b>121</b>	<b>\$67,549,161</b>		<b>915,307</b>	
<b>HARNESS</b>					
Atlantic City Harness, Inc.	95	\$12,956,958	\$136,389	136,329	1,435
Freehold Raceway	96	14,144,914	147,343	131,884	1,374
Garden State Park	0	0	0	0	0
Meadowlands	157	98,429,459	626,939	675,270	4,301
<b>HARNESS TOTALS</b>	<b>348</b>	<b>\$125,531,331</b>		<b>943,483</b>	
<b>Total On-track</b>					
	469	\$193,080,492			
<b>Total NJ Track Simulcasting</b>					
<b>Gross New Jersey Track Handle</b>					
		\$193,080,492		1,858,790	



**New Jersey Racing Commission  
Inter-State Wagering  
DECEMBER - 2005**

<b>Meet</b>	<b>Racing Dates</b>	<b>Handle</b>
<b>THOROUGHBRED</b>		
Monmouth Park Jockey Club	90	\$132,661,663
Atlantic City Racing Assoc.	4	29,882,145
Meadowlands	27	90,444,368
Garden State Park	0	0
<b>Sub-Total Thoroughbred Tracks</b>	<b>121</b>	<b>\$252,988,176</b>
<b>HARNESS</b>		
Atlantic City Harness, Inc.	95	49,493,491
Freehold Raceway	96	64,578,419
Garden State Park	0	0
Meadowlands	157	263,866,241
<b>Sub-Total Harness Tracks</b>	<b>348</b>	<b>\$377,938,151</b>
<b>Total Inter-State Wagering</b>	<b>469</b>	<b>\$630,926,327</b>

NOTE: Interstate wager is Gross Handle, from All-sources, less NJ Handle ( OOSH )

# New Jersey Racing Commission

## 5-Year Comparison New Jersey Thoroughbred Tracks

	2001 - 10 NIGHTS	2002 - 1 NIGHTS	2003 - 4 NIGHTS	2004 - 4 NIGHTS	2005-4 NIGHTS
ATLANTIC CITY RACING ASSOCIATION					
Total Mutuel Handle	\$2,126,843	\$170,686	\$335,350	\$458,868	\$412,528
Daily Average Mutuel Handle	\$212,684	\$170,686	\$83,838	\$114,717	\$103,132
Total Attendance	18,929	1,925	4,396	11,639	8,463
Daily Average Attendance	1,893	1,925	1,099	2,910	2,116
MONMOUTH PARK JOCKEY CLUB	2001 - 72 DAYS	2002 - 78 DAYS	2003 - 92 DAYS	2004 - 72 DAYS	2005-90 DAYS
Total Mutuel Handle	\$83,165,942	\$74,743,527	\$74,732,841	\$66,059,722	\$72,599,780
Daily Average Mutuel Handle	\$1,155,083	\$958,250	\$812,313	\$917,496	\$806,664
Total Attendance	772,755	766,016	716,129	715,958	797,262
Daily Average Attendance	10,733	9,821	7,784	9,944	8,858
NJ SPORTS & EXPOSITION AUTHORITY	2001 - 44 NIGHTS	2002 - 62 NIGHTS	2003 - 28 NIGHTS	2004-48 NIGHTS	2005-27 NIGHTS
Total Mutuel Handle	\$31,407,755	\$31,373,057	\$13,429,734	\$25,264,631	\$10,923,873
Daily Average Mutuel Handle	\$713,813	\$506,017	\$479,633	\$526,346	\$404,588
Total Attendance	214,970	262,948	117,084	221,174	109,582
Daily Average Attendance	4,886	4,241	4,182	4,608	4,059

## 5-Year Comparison New Jersey Harness Tracks

	2001 - 91 DAYS	2002 - 94 DAYS	2003 - 96 DAYS	2004 - 93 DAYS	2005 - 96 DAYS
FREEHOLD RACING ASSOCIATION					
Total Mutuel Handle	\$25,899,775	\$25,038,456	\$22,628,852	\$21,474,274	\$21,868,445
Daily Average Mutuel Handle	\$284,613	\$266,367	\$235,717	\$230,906	\$227,796
Total Attendance	148,599	118,718	166,023	154,459	131,884
Daily Average Attendance	1,633	1,263	1,729	1,661	1,374
ATLANTIC CITY HARNESS, INC.	2001 - 98 DAYS	2002 - 98 DAYS	2003 - 92 DAYS	2004 - 96 DAYS	2005 - 95 DAYS
Total Mutuel Handle	\$28,562,113	\$25,972,464	\$23,273,848	\$22,893,955	\$21,279,817
Daily Average Mutuel Handle	\$291,450	\$265,025	\$252,977	\$238,479	\$223,998
Total Attendance	148,942	139,805	138,936	142,707	136,329
Daily Average Attendance	1,520	1,427	1,510	1,487	1,435
NJ SPORTS & EXPOSITION AUTHORITY	2001 - 170 NIGHTS	2002 - 166 NIGHTS	2003 - 165 NIGHTS	2004-166 NIGHTS	2005-157 NIGHTS
Total Mutuel Handle	\$162,484,321	\$147,837,925	\$136,668,381	\$131,968,012	\$115,358,727
Daily Average Mutuel Handle	\$955,790	\$890,590	\$828,293	\$794,988	\$734,769
Total Attendance	859,859	817,370	753,400	768,970	675,270
Daily Average Attendance	5,058	4,924	4,566	4,632	4,301

TOTALS USED IN CHARTS==>					
NEW JERSEY TRACK HANDLE	\$336,221,246	\$305,136,115	\$271,069,006	\$268,119,462	\$242,443,170
ON TRACK ATTENDANCE	2,184,449	2,106,782	1,895,968	2,014,907	1,858,790

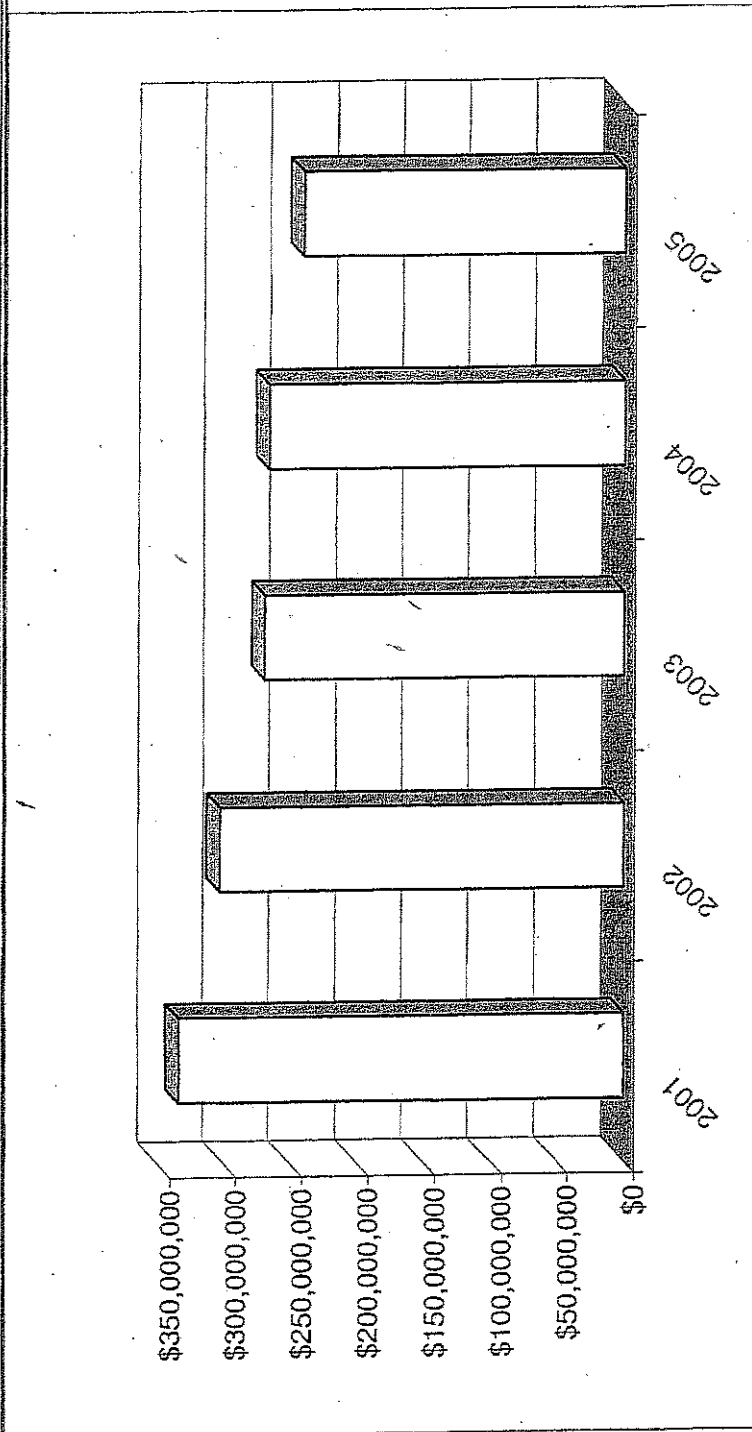
NOTE: 2005 figures through 12-31-05

## New Jersey Track Handle Statewide

	2001	2002	2003	2004	2005
Atlantic City Harness	\$28,562,113	\$25,972,464	\$23,273,848	\$22,893,955	\$21,279,817
Atlantic City Racecourse	2,126,843	170,686	335,350	458,868	412,528
Freehold Raceway	25,899,775	25,038,456	22,628,852	21,474,274	21,868,445
Garden State Park	2,574,497	0	0	0	0
Meadowlands Racetrack	193,892,076	179,210,982	150,098,115	157,232,643	126,282,690
Monmouth Park	83,165,942	74,743,527	74,732,841	66,059,722	72,599,730
<b>TOTAL</b>	<b>\$336,221,246</b>	<b>\$305,136,115</b>	<b>\$271,069,006</b>	<b>\$268,119,462</b>	<b>\$242,443,170</b>

## New Jersey Track Handle Statewide

	2001	2002	2003	2004	2005
<b>TOTAL</b>	<b>\$336,221,246</b>	<b>\$305,136,115</b>	<b>\$271,069,006</b>	<b>\$268,119,462</b>	<b>\$242,443,170</b>

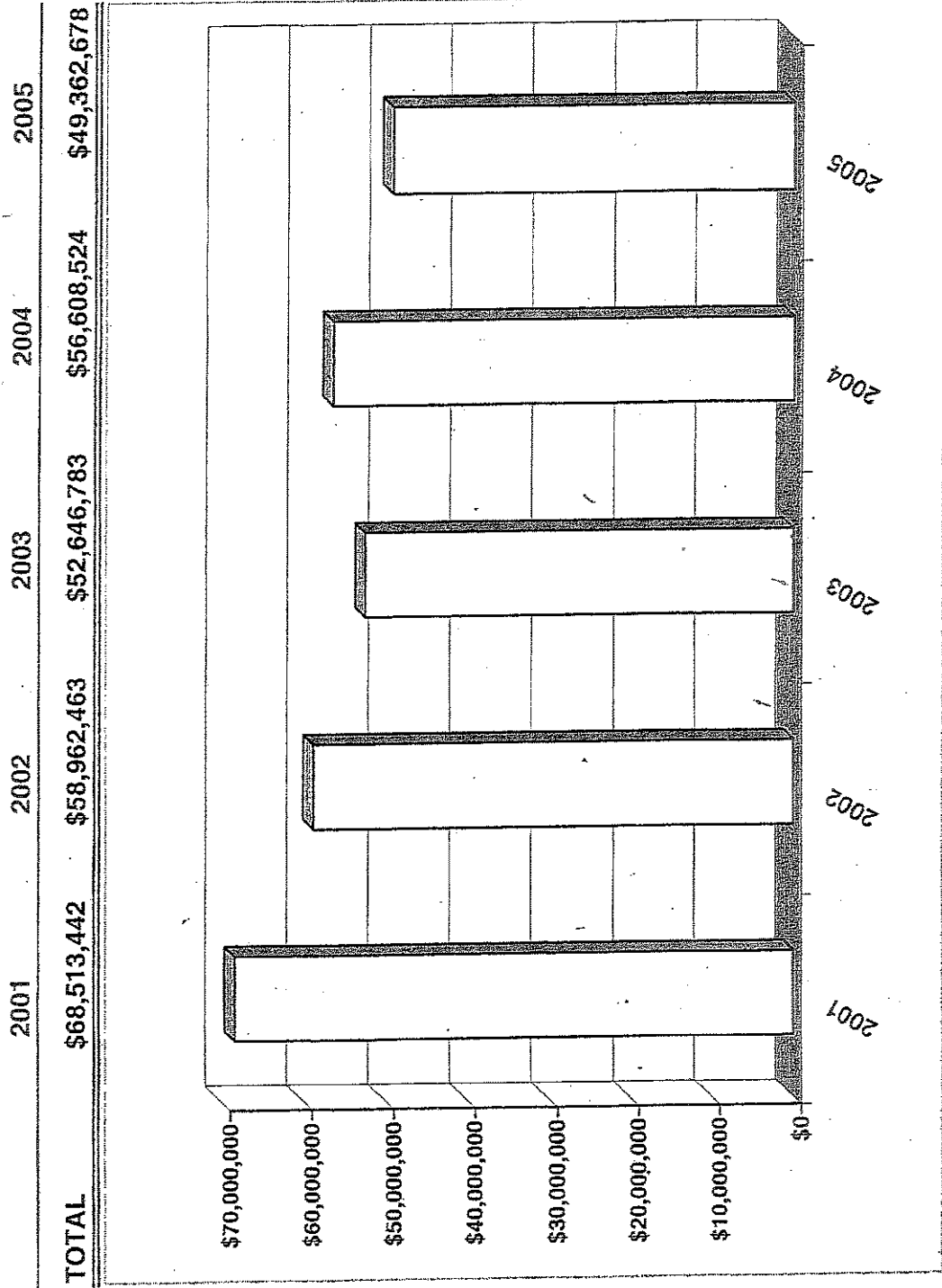


## Intrastate Simulcasting Handle

	2001	2002	2003	2004	2005
Atlantic City Harness	\$11,489,127	\$9,850,772	\$8,725,321	\$8,489,397	\$8,322,859
Atlantic City Racecourse	1,134,603	0	0	0	0
Freehold Raceway	8,422,390	9,179,188	8,417,439	7,543,508	7,723,531
Garden State Park	1,389,591	0	0	0	0
Meadowlands Racetrack	30,700,840	26,495,142	22,308,816	29,407,272	18,683,258
Monmouth Park	15,376,891	13,437,361	13,195,207	11,168,347	14,633,039
<b>TOTAL</b>	<b>\$68,513,442</b>	<b>\$58,962,463</b>	<b>\$52,646,783</b>	<b>\$56,608,524</b>	<b>\$49,362,678</b>



## Intrastate Simulcasting Handle

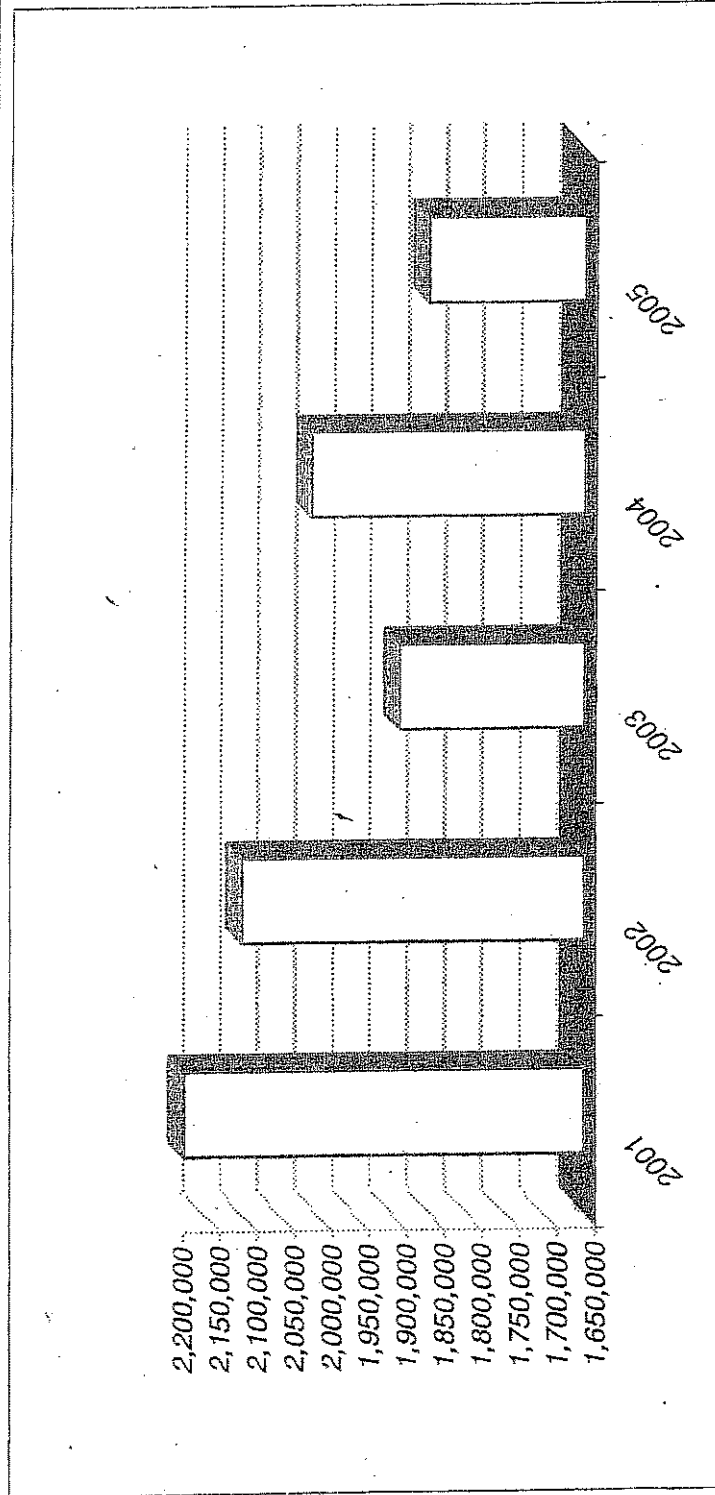


## Statewide On Track Attendance

	2001	2002	2003	2004	2005
Atlantic City Harness	148,942	139,805	138,936	142,707	136,329
Atlantic City Racecourse	18,929	1,925	4,396	11,639	8,463
Freehold Raceway	148,599	118,718	166,023	154,459	131,884
Garden State Park	20,395	0	0	0	0
Meadowlands Racetrack	1,074,829	1,080,318	870,484	990,144	784,852
Monmouth Park	772,755	766,016	716,129	715,958	797,262
<b>TOTAL</b>	<b>2,184,449</b>	<b>2,106,782</b>	<b>1,895,968</b>	<b>2,014,907</b>	<b>1,858,790</b>

## Statewide On Track Attendance

	2001	2002	2003	2004	2005
<b>TOTAL</b>	<b>2,184,449</b>	<b>2,106,782</b>	<b>1,895,968</b>	<b>2,014,907</b>	<b>1,858,790</b>




## Interstate Simulcasting Handle Received

	2001	2002	2003	2004	2005
Atlantic City Harness	\$51,794,045	\$52,179,085	\$51,519,485	\$54,062,440	\$49,493,431
Atlantic City Racecourse	29,025,373	31,660,199	30,802,066	32,211,107	29,882,145
Freehold Raceway	72,164,363	74,922,720	72,269,916	69,190,209	64,578,419
Garden State Park	36,520,230	0	0	0	0
Meadowlands Racetrack	403,168,024	402,411,700	377,510,800	365,207,387	354,310,609
Monmouth Park	134,417,891	135,185,476	138,999,781	134,333,942	132,661,693
<b>TOTAL</b>	<b>\$727,089,926</b>	<b>\$696,359,180</b>	<b>\$671,102,048</b>	<b>\$655,005,085</b>	<b>\$630,926,327</b>

## Interstate Simulcasting Handle Received

	2001	2002	2003	2004	2005
TOTAL	\$727,089,926	\$696,359,180	\$671,102,048	\$655,005,085	\$630,926,327





NEW JERSEY RACING COMMISSION  
SUMMARY OF COMMINGLE HANDLE BY TRACK

2005

OUT-OF-STATE SIGNAL RECEIVED	ATLANTIC CITY RACING ASSOC.	FREEDOM RACEWAY A C H I	FREEDOM P R E E H O L D	MEADOWLANDS S T A N D A R D	THORNTON T H O R N T O N	MONMOUTH PARK T-SPEED	T O T A L R E C E I P T S
1 AQUEDUCT	1,885,405	5,586,875	2,584,543	20,503,573	1,559,987	10,385,083	42,058,446
2 ARLINGTON PARK	533,833	159,781	1,101,109	3,580,806	2,049,588	3,714,318	11,138,965
3 AUSTRALIAN RACE	37,937	0	0	1,827,824	444,407	345,131	2,655,299
4 BALMORAL	368,165	1,390,458	1,038,035	6,422,710	2,112,014	475,019	12,404,401
5 BANGOR	0	123	25,465	0	0	0	25,584
6 BATAVIA DOWNS	0	0	29,499	0	0	0	29,499
7 BAY MEADOWS	255,970	555,456	291,978	2,160,633	786,376	1,063,788	5,117,211
8 BELMONT	2,131,842	1,208,004	5,434,750	13,876,109	3,383,081	18,286,013	49,286,769
9 BREEDERS CUP FUTURE	82	0	5,052	0	14,601	3,797	23,542
10 BUELAH & RIVERDOWN	308,502	1,028,288	156,354	2,499,333	230,251	987,071	5,204,832
11 CAL-EXPO	0	33,428	35,092	1,381,442	447,301	0	1,907,263
12 CALDER	744,820	566,906	1,687,943	4,258,876	2,718,137	3,902,748	13,829,230
13 CANTERBURY	0	0	76,826	28,418	0	22,408	127,452
14 CHARLES TOWN	819,256	1,249,977	1,043,908	9,080,384	2,968,562	2,674,065	18,436,701
15 CHURCHILL	1,223,749	1,482,964	1,805,821	9,258,601	1,257,224	6,852,276	21,879,535
16 COLONIAL DOWNS	171,741	0	516,591	925,026	781,045	0	2,556,599
17 DELAWARE PK	1,252,042	431,614	2,509,701	3,582,543	3,703,555	4,443,583	16,024,048
18 DELMAR	291,951	0	850,897	1,651,089	2,619,874	2,023,029	7,445,614
19 DERBY FUTURE	9,460	18,941	0	54,573	0	28,442	111,422
20 DELTA DOWNS	0	593,161	0	3,507,708	0	504,017	4,704,871
21 DOVER DOWNS	323,377	1,195,210	689,977	3,555,331	245,431	195,172	5,958,048
22 DUBAI	13,513	14,181	0	54,980	0	21,509	104,193
23 DUQUIN	0	0	49,052	0	35,538	0	84,590
24 ELLIS PARK	169,169	0	476,952	1,059,824	1,018,059	1,374,123	4,092,137
25 EMERALD DOWNS	0	35,562	94,121	556,505	83,478	24,323	763,989
26 EVANGELINE	209,754	230,118	736,118	3,282,932	1,219,478	645,298	6,322,728
27 FAIRGROUND	622,867	1,441,398	490,075	6,086,455	0	2,557,197	11,265,092
28 FAIRMOUNT	17,058	68,240	115,178	251,947	91,219	96,441	642,077
29 FAIRPLEX	53,370	0	169,380	0	684,075	273,707	1,180,531
30 FINGER LAKES	315,591	285,643	1,056,145	1,553,769	1,092,965	1,130,872	5,434,895
31 FLAMBORO	0	459,567	515,656	0	0	0	975,223
32 FORT ERIE RACETRACK	60,727	0	0	587,761	478,000	354,959	1,451,447
33 FRASIER DOWNS	0	73,813	17,016	0	0	0	90,829
34 FRENCH RACING	0	0	0	2,700	0	0	2,700
35 GOLDEN GATE	253,810	891,037	642,066	2,916,896	645,015	1,342,728	6,191,051
36 GREAT LAKES	119,060	0	0	485,085	559,982	0	1,399,469
37 GULFSTREAM	1,827,025	4,065,717	0	12,027,333	0	6,591,418	24,011,093
38 HAMBO/HASKELL	186	0	689	0	9,563	2,896	13,333
39 HARRINGTON	187,585	259,943	873,080	1,087,023	1,177,932	197,355	3,782,518
40 HAWTHORNE	589,540	862,512	1,804,517	5,823,405	2,351,835	2,231,025	13,762,645
41 HAZEL PARK	45,654	64,974	173,773	431,996	173,869	36,394	926,659
42 HOLLYWOOD	519,584	476,550	1,090,015	7,409,309	310,850	2,915,418	12,721,725
43 HOOPER PARK	149,822	480,023	1,093,566	2,877,431	2,134,919	855,160	7,571,031
44 INDIAN DOWNS	0	214,129	726,613	462,403	1,134,465	63,106	2,590,714
45 KEENELAND	416,822	604,072	661,009	1,834,160	1,782,181	2,297,689	7,506,534
46 KENTUCKY	10,408	0	27,268	0	123,223	29,722	190,666
47 LAUREL	1,091,435	1,303,646	1,780,783	4,715,342	2,660,069	3,653,124	15,117,339
48 LEBANON RACEWAY	0	12,161	26,594	0	0	0	38,755
49 LITTLE BROWN JUG	12,792	0	94,325	0	181,216	7,432	285,765
50 LONE STAR PARK	204,344	371,763	247,913	2,830,122	694,381	1,024,106	6,372,628
51 LOS ALAMITOS	0	0	0	456,325	45,010	19,366	520,661
52 LOUISIANA	277,783	262,365	798,093	2,227,757	1,314,715	1,592,196	6,472,816
53 MAYWOOD	155,131	855,174	877,842	4,266,690	1,398,761	104,529	7,658,927
54 MEADOWS	357,977	816,873	1,106,484	4,203,200	1,210,593	921,787	8,877,016
55 MOHAWK	173,385	0	940,678	1,585,944	2,167,008	363,944	5,221,560
56 MONTAINEER	701,065	926,365	1,610,434	6,655,324	2,831,061	1,236,813	13,961,032
57 MONTICELLO RACEWAY	411,268	1,479,403	2,676,122	4,950,741	1,720,878	1,136,257	12,374,170
58 NORTHERN CALIF. FAIR	40,894	0	354,416	615,177	286,356	428,651	1,731,484
59 NORTHFIELD	386,521	1,150,224	1,755,322	7,930,610	2,629,105	261,357	14,115,139
60 NORTHVILLE	0	136,368	113,282	74,593	18,380	0	342,614
61 NTRA PICK 3 & 4	6,718	2,692	12,487	21,060	37,137	46,814	126,906
62 OAKLAWN	312,174	974,354	0	3,417,609	0	1,286,699	5,990,336
63 OCEAN DOWNS	0	85,398	66,552	66,552	22,641	0	174,631
64 PENN NATIONAL	818,501	900,247	1,044,049	8,632,685	2,599,718	1,981,395	15,977,497
65 PHILA PARK	2,490,031	2,058,994	2,874,230	10,062,812	2,184,478	6,213,237	26,599,788
66 PIMLICO	600,056	1,380,509	250,707	4,382,749	384,514	2,741,230	9,799,855
67 PLAINRIDGE	0	167,496	555,606	771,199	436,460	165,809	2,096,570
68 POCONO	81,280	189,887	558,591	703,704	437,078	113,096	2,094,236
69 POMFANO	50,559	320,368	102,717	814,749	46,858	96,576	1,522,127
70 PORTLAND MEADOWS	0	29,531	0	355,538	0	3,131	385,200
71 PRAIRIE MEADOWS	1,019	3,047	32,787	415,909	152,792	160,570	760,124
72 PREMIER PICK 4	0	0	0	0	0	11,196	11,196
73 RACEWAY PARK OHIO	0	0	112,471	0	0	0	112,471
74 RED MILE	28,966	0	650,580	0	1,196,229	170,397	2,046,172
75 REMINGTON	45,058	0	185,092	269,350	495,376	58,654	1,037,730
76 RETAMA PARK	83,844	0	267,025	29,075	1,439,324	235,215	2,054,485
77 RIVERDOWN	50,095	29,434	123,855	345,480	59,848	131,732	744,452
78 ROCKINGHAM	30,000	8,800	694,566	599,635	160,560	7,357	1,500,968
79 ROSECROFT	0	162,985	201,439	0	0	0	373,592
80 RUIDOSO DOWNS	0	0	0	0	16,734	0	16,734
81 SAM HOUSTON	258,590	594,607	358,290	4,613,015	573,172	862,515	7,263,189
82 SANTA ANITA	787,586	1,707,456	698,971	9,052,687	2,185,127	4,111,614	18,566,742
83 SARATOGA	827,370	22,525	2,494,733	2,725,147	6,223,515	9,549,465	21,542,855
84 SCIOTO DOWNS	9,082	17,248	108,371	355,664	56,982	13,537	570,484
85 SOUTH AFRICAN RACE	2,382	0	0	206,127	75,578	0	287,087
86 SUFFOLK DOWNS	941,795	187,705	1,291,303	1,542,943	1,168,027	1,025,429	5,558,193
87 SUNLAND PARK	23,335	196,395	67,506	855,046	0	239,645	1,381,927
88 SWEDISH RACING	0	0	0	6,615	0	0	6,615
89 SYRACUSE MILE	0	0	28,906	0	0	0	28,906
90 TAMPA BAY	1,041,700	3,230,740	380,158	8,591,429	0	3,506,617	17,056,644
91 THISTLEDOWN	530,807	403,012	1,852,484	3,154,847	1,882,706	1,711,302	9,534,538
92 TIMINUM	30,573	0	66,093	0	275,267	176,717	559,555
93 TROPICAL	427,607	0	1,092,628	3,092,896	755,642	1,847,719	7,516,494
94 TURF PARADISE	298,096	845,455	682,063	2,461,640	455,865	652,371	5,387,211
95 TURFWAY	519,094	0	686,815	5,022,007	1,072,383	1,796,990	9,850,164
96 WINDSOR	0	161,900	293,438	492,649	70,785	0	1,018,772
97 WOODBINE	781,422	970,536	1,291,371	10,363,190	3,886,216	2,972,171	20,276,906
98 WOODLAND	0	0	86,848	0	0	0	86,848
99 YAPPAI	37,912	0	124,738	0	0	0	162,650
100 YONKERS	50,117	571,908	96,831	1,701,450	0	150,921	2,573,027
101 ZIA PARK	0	0	86,786	85,256	109,001	3,440	284,083
TOTAL thru 12/31	\$29,882,145	\$49,493,491	\$64,578,419	\$269,866,241	\$90,444,368	\$132,661,663	\$630,926,326

**NEW JERSEY LIVE AND SIMULCASTING MEETS  
COMMISSION DISTRIBUTION SUMMARY**

2.0.0.5

N-T TRACKS	MACH DAY	N-T GROSS HANDLE	NET BREAKAGE	TRACK SETTLEMENT	PAYOUT	TOTAL COMMISSION	TRACK SHARE	PURSE SHARE	STATE SETTLE	CHARITY	SURE STAKES BREED/DEVLP (HARNESS)		T.R.A. BACKSTRETCH (T.BRED)		S.R.O.A. BENEVOLENCE	WORKERS COMP	
											(HARNESS)	(HARNESS)	(T.BRED)	(T.BRED)			
T-BRED																	
ACRA	4	412,528	2,679	0	330,735	79,114	44,814	28,381	0	2,021	0	0	206	3,692	0	7,955	
MDLS	27	10,922,873	59,007	116,457	8,605,537	2,142,812	1,020,846	573,190	0	14,780	0	0	5,462	27,783	797	24,920	
MP	90	72,599,780	430,162	1,524,794	56,405,149	14,249,676	10,206,263	3,706,228	0	25,800	0	0	36,900	179,340	6,744	108,321	
SUB-TOTAL (T)	121	\$83,956,181	\$491,908	\$1,641,251	\$65,941,421	\$16,471,602	\$11,779,922	\$4,397,799	\$0	\$42,697	\$0	\$0	\$41,968	\$210,765	\$7,541	\$169,195	
HARNESS																	
ACH I	95	\$21,279,817	\$93,227	\$198,437	\$16,952,909	\$4,482,219	\$2,091,700	\$2,148,692	\$0	\$8,689	\$138,495	\$7,541	\$0	\$0	\$1,950	\$22,915	
FRA	96	21,868,445	115,718	474,153	17,663,877	4,569,603	2,153,459	2,212,123	0	9,543	142,310	7,545	0	0	1,896	23,463	
MDLS	157	115,356,727	539,983	2,490,944	89,261,612	23,126,189	14,889,890	7,375,994	0	33,067	586,807	63,447	0	0	10,775	126,601	
SUB-TOTAL (H)	348	\$168,503,989	\$749,927	\$1,910,534	\$124,818,297	\$32,121,411	\$19,135,050	\$11,736,808	\$0	\$59,489	\$867,619	\$39,298	\$0	\$0	\$14,721	\$172,969	
TOTAL LIVE-2005	469	\$242,445,170	\$1,240,835	\$3,489,605	\$189,149,718	\$48,593,013	\$30,905,972	\$16,134,068	\$0	\$99,106	\$867,612	\$39,298	\$11,508	\$210,765	\$22,282	\$179,989	
OUT-OF-STATE HANDLE RECEIVED																	
ACRA (T)	6,365	29,682,145	149,247	139,725	23,569,804	6,003,369	4,053,786	1,180,242	657	0	0	0	8,965	155,387	2,989	62,314	
MDLS (T)	2,000	90,444,368	399,183	910,587	70,460,460	18,074,668	12,490,002	5,576,177	1,013	0	0	0	27,133	470,311	9,044	296,224	
MP (T)	5,929	132,661,663	616,226	1,630,505	104,087,622	26,278,309	18,072,532	7,462,871	5,348	0	0	0	39,700	689,841	13,266	303,911	
SUB-TOTAL (T)	14,294	\$252,988,175	1,163,656	2,730,297	198,137,887	50,356,346	35,218,320	14,321,291	7,618	0	0	0	75,897	1,315,538	25,299	672,541	
ACH I (H)	2,894	49,493,491	216,000	-200,749	59,120,656	10,363,533	7,429,381	2,692,777	2,246	0	150,215	14,849	0	0	4,989	58,153	
FRA (H)	4,064	64,573,419	264,532	621,709	50,682,327	13,003,951	10,033,231	3,263,264	0	0	195,999	19,374	0	0	6,468	75,880	
MDLS (H)	5,209	263,866,241	1,146,116	3,230,476	206,165,605	54,125,145	36,390,903	16,724,602	2,246	0	719,241	79,100	0	0	26,367	310,048	
SUB-TOTAL (H)	12,787	\$377,933,151	1,619,648	3,651,436	294,368,489	78,396,578	53,854,016	22,679,642	4,492	0	1,065,455	119,382	0	0	\$7,795	444,077	
TOTAL SIGNAL	27,081	\$830,925,225	\$2,789,303	\$6,931,723	\$492,506,375	\$120,254,924	\$89,072,330	\$37,006,933	\$12,109	\$0	\$1,065,455	\$113,382	\$104,211	\$75,897	\$33,094	\$444,077	
TOTAL - 2005	27,520	\$873,309,495	\$4,014,139	\$9,941,228	\$681,066,093	\$177,847,836	\$119,973,308	\$54,135,541	\$12,109	\$99,106	\$1,933,067	\$162,476	\$192,469	\$117,895	\$1,526,304	\$85,366	\$171,441

Figures thru: DECEMBER 31

**NEW JERSEY RACING COMMISSION  
2005 CHARITY DAYS REVENUE**

TRACK / DATE	BACKSTRECH BENEVOLENCE	DEVEPMENTALLY DISABLED	HORSE PARK OF NEW JERSEY	TOTAL CHARITY
<b><i>A.C. Harness, Inc.</i></b>				
12-Mar-05			1,865.32	1,865.32
02-Apr-05		1,748.75		1,748.75
16-Apr-05	1,681.22			1,681.22
14-May-05		1,691.85		1,691.85
28-May-05		1,901.97		1,901.97
<b>SUB-TOTAL</b>	<b>\$1,681.22</b>	<b>\$5,342.57</b>	<b>\$1,865.32</b>	<b>\$8,889.11</b>
<b><i>Atlantic City Racing</i></b>				
29-Apr-05	178.60			178.60
04-May-05			779.49	779.49
05-May-05		788.71		788.71
13-May-05		274.22		274.22
<b>SUB-TOTAL</b>	<b>\$178.60</b>	<b>\$1,062.93</b>	<b>\$779.49</b>	<b>\$2,021.02</b>
<b><i>Freehold Raceway</i></b>				
13-Aug-05	1,665.91			1,665.91
27-Aug-05			2,021.95	2,021.95
05-Sep-05		2,324.60		2,324.60
24-Sep-05		1,762.81		1,762.81
08-Oct-05		1,767.52		1,767.52
<b>SUB-TOTAL</b>	<b>\$1,665.91</b>	<b>\$5,854.93</b>	<b>\$2,021.95</b>	<b>\$9,542.79</b>
<b><i>Meadowlands (H)</i></b>				
16-Apr-05		5,254.21		5,254.21
30-May-05		3,596.32		3,596.32
11-Jun-05	5,030.87			5,030.87
02-Jul-05		5,508.31		5,508.31
06-Aug-05			18,677.48	18,677.48
<b>SUB-TOTAL</b>	<b>\$5,030.87</b>	<b>\$14,358.84</b>	<b>\$18,677.48</b>	<b>\$38,067.19</b>
<b><i>Meadowlands (T)</i></b>				
30-Sep-05	3,818.98			3,818.98
22-Oct-05			2,234.51	2,234.51
05-Nov-05		3,200.01		3,200.01
29-Oct-05		2,141.24		2,141.24
12-Nov-05		3,390.77		3,390.77
<b>SUB-TOTAL</b>	<b>\$3,818.98</b>	<b>\$8,732.02</b>	<b>\$2,234.51</b>	<b>\$14,785.51</b>
<b><i>Monmouth Park</i></b>				
30-May-05	6,741.09			6,741.09
04-Jul-05		6,216.15		6,216.15
17-Jul-05		4,094.27		4,094.27
14-Aug-05			4,057.91	4,057.91
05-Sep-05		4,690.83		4,690.83
<b>SUB-TOTAL</b>	<b>\$6,741.09</b>	<b>\$15,001.25</b>	<b>\$4,057.91</b>	<b>\$25,800.25</b>
<b>CHARITY thru 12/31</b>	<b>\$19,116.67</b>	<b>\$50,352.54</b>	<b>\$29,636.66</b>	<b>\$99,105.87</b>

Summary of Pari-Mutuel Activity  
Atlantic City Casinos  
1/1/05 through 12/31/05

You are viewing an archived copy from the New Jersey State Library

Host Track	Showboat	Trump Taj Mahal	Resorts	Sands	Caesar's	Bally's Park Place	Trump Marina	Tropicana	Bojagala	Hub Total
New Jersey Signals Received										
Atlantic City Harness, Inc.	99,362	124,813	91,687	52,263	144,284	269,932	54,802	129,585	189,939	1,156,667
Freehold	75,844	179,979	112,413	59,597	167,653	265,640	45,495	126,704	223,293	1,256,618
Meadowlands - Harness	387,521	571,467	299,957	201,531	747,872	1,192,945	314,632	635,436	1,226,331	5,577,692
Meadowlands - Thoroughbred	37,655	67,694	31,938	18,570	62,536	116,037	25,047	67,633	125,304	552,414
Monmouth Park - Thoroughbred	186,111	297,767	146,193	119,338	393,571	774,904	158,406	406,813	713,220	3,196,323
Total N.J. Signals Received	786,493	1,241,720	682,188	451,299	1,515,916	2,619,458	598,382	1,366,171	2,478,087	11,739,714
Out-of-State Signals Received										
Aqueduct	399,528	780,732	357,964	327,265	971,209	1,788,239	313,267	910,223	1,837,005	7,685,432
Arlington	9,801	160,708	87,706	63,648	255,764	397,236	67,362	298,114	404,397	1,744,736
Balmoral	0	275,253	119,912	118,760	256,033	667,683	73,267	269,738	442,356	2,223,002
Bay Meadows	30,935	127,448	54,405	40,627	146,898	236,841	40,543	124,947	182,253	984,897
Belmont Park	456,713	854,360	361,907	292,505	1,166,501	2,016,060	414,130	1,067,947	2,056,333	8,686,456
Buehah	0	94,667	40,816	34,814	109,650	208,929	32,604	107,337	165,250	794,067
Breeder's Cup Head 2 Head - Calif	296	41	2	6	150	133	0	22	434	1,084
Cal-Expo	0	0	0	0	0	124,391	0	66,670	103,408	294,469
Calder	128,662	263,956	132,459	112,817	316,829	553,704	113,928	344,842	485,634	2,452,831
Canterbury Park	0	274	195	207	1,000	2,462	469	1,797	772	7,176
Charlestown	80,303	352,157	183,798	126,164	464,438	893,464	159,649	367,911	630,587	3,258,471
Churchill Downs	184,363	311,587	139,570	123,781	481,596	754,212	141,216	506,569	898,050	3,540,944
Colonial Downs	19,520	55,824	28,639	21,974	77,948	132,528	26,207	71,042	127,782	561,464
Delaware Park	239,550	341,910	162,341	142,382	480,562	839,625	151,882	371,087	641,092	3,370,431
Del Mar	76,460	147,478	69,187	49,861	182,109	308,994	51,245	163,303	316,531	1,365,168
Delta Downs	0	92,149	46,929	19,609	124,676	234,313	44,103	101,086	153,778	816,643
Derby Future Wager	763	499	22	173	775	1,446	355	678	7,320	12,031
Dover Downs	77,114	191,889	74,174	56,398	155,048	344,051	49,299	169,247	221,950	1,339,170
Ellis Park	33,688	67,882	32,948	27,442	77,335	136,890	24,941	100,030	149,231	650,387
Evangelina	0	154,057	82,752	36,021	195,446	361,263	47,789	163,161	290,785	1,331,274
Fairplex 'T'	15,763	30,088	12,790	9,657	36,278	52,711	5,697	23,890	47,865	234,739
Fair Grounds	39,873	139,816	69,693	67,847	227,309	390,669	58,857	195,419	365,797	1,555,280
Finger Lakes	14,983	158,032	85,374	68,637	217,010	373,111	64,899	206,904	264,508	1,453,458
Golden Gate	33,844	132,619	72,735	51,550	193,144	263,218	41,929	149,622	200,013	1,138,674
Great Lakes Downs	14,725	72,072	42,866	25,859	103,360	161,960	33,485	85,246	106,420	645,993
Gulfstream	163,825	332,551	190,934	192,714	462,552	922,117	159,325	483,641	1,002,855	3,910,514
Hanbo/Haskell Double	20	0	0	2	2	16	0	26	202	268
Harrington Raceway	51,590	123,930	63,436	41,342	102,842	217,670	41,684	97,410	151,950	891,854
Hawthorne	17,080	144,680	85,014	65,788	206,216	365,243	66,137	235,969	343,853	1,529,980
Hazel Park	0	47,597	23,608	27,586	57,561	106,146	13,970	46,230	67,317	390,015
Hollywood	108,167	237,653	90,839	63,527	278,555	500,840	73,464	264,304	458,632	2,075,981
Hoosier Park 'T'	0	176,320	84,155	63,590	163,679	387,236	60,444	197,081	299,970	1,432,475
Keeneland	53,039	85,976	46,393	39,266	138,552	263,894	43,825	126,998	349,332	1,147,275
Kentucky Downs	0	6,032	1,742	1,119	4,402	7,383	1,557	3,541	7,457	33,233



Summary of Pari-Mutuel Activity  
Atlantic City Casinos  
1/1/05 through 12/31/05

	Host Track	Showboat	Trump Taj Mahal	Resorts	Sands	Caesar's	Bally's Park Place	Trump Marina	Tropicana	Bojagata	Hub Total
Laurel	120,460	0	284,141	155,648	115,340	344,478	601,168	91,795	321,513	541,671	2,576,214
Lone Star	0	0	82,854	50,870	24,891	114,706	218,151	39,519	100,331	167,641	798,963
Los Alamitos Q	0	0	0	0	0	0	200,393	0	99,538	169,042	468,973
Louisiana Downs	0	0	124,992	74,329	49,312	169,094	249,830	44,550	130,410	225,174	1,067,691
Maywood	0	0	210,177	64,113	50,130	137,429	302,168	25,789	140,380	269,515	1,199,701
Meadows	40,088	0	294,766	97,370	59,156	184,317	583,357	62,400	175,426	200,444	1,697,324
Monticello Raceway II	60,006	0	232,146	124,496	86,910	219,847	477,767	76,842	194,908	266,882	1,739,804
Mountaineer	171,798	0	358,639	198,654	122,903	321,958	838,126	135,165	386,776	658,089	3,192,108
Northern Calif Fair	0	0	12,186	6,767	4,444	13,041	23,083	3,536	11,748	19,758	94,563
Northfield	0	0	300,510	118,998	93,481	313,119	573,411	103,271	284,889	414,730	2,202,409
NTRA Pick 3	194	0	81	0	16	189	932	153	1,062	391	3,018
NTRA Pick 4	481	0	786	301	148	1,505	2,145	1,036	3,849	1,831	12,082
Oaklawn	2,336	0	71,743	45,041	37,705	119,858	193,398	32,682	82,220	189,716	774,699
Penn National	104,542	0	192,713	129,230	98,768	255,383	564,775	105,416	259,998	397,184	2,108,009
Philadelphia Park	322,957	0	513,096	255,374	229,923	667,320	1,303,583	214,023	626,572	938,740	5,071,588
Pimlico	83,282	0	175,005	82,371	66,863	239,414	388,563	84,030	259,967	364,460	1,743,955
Pimlico Special	105	0	35	0	392	97	600	12	224	1,063	2,528
Pocono Downs	0	0	81,547	44,599	30,699	82,519	154,850	38,362	72,686	94,217	599,479
Pompano	132	0	50,377	26,485	21,605	65,552	105,515	21,570	51,015	77,719	419,970
Remington Park	0	0	19,222	9,645	6,838	19,811	36,875	3,036	19,993	28,569	143,989
Riverdowns	0	0	20,233	10,115	8,013	20,259	41,455	7,454	21,233	26,787	155,549
Rosecroft	0	0	10,915	4,172	3,813	5,879	12,026	4,747	7,295	10,180	59,027
Sam Houston	0	0	112,608	81,745	35,765	194,074	314,291	48,598	140,218	224,823	1,152,122
Santa Anita	152,095	0	306,994	160,129	129,800	408,921	697,138	118,945	352,456	648,021	2,974,499
Saratoga	199,559	0	359,164	155,134	141,233	516,539	854,965	160,486	453,848	1,058,891	3,899,819
Scioto Downs	0	0	18,719	12,990	9,778	20,423	38,292	8,798	19,239	19,912	148,151
Suffolk Downs	1,808	0	151,064	75,201	52,033	178,015	303,997	63,670	161,362	208,080	1,195,230
Tampa Bay Downs	92,029	0	236,717	135,445	118,840	344,751	650,511	95,885	391,497	515,559	2,581,234
Thistledown	0	0	233,356	104,953	79,610	299,554	517,245	88,298	327,385	392,361	2,042,762
Timonium	0	0	11,459	5,529	3,948	12,019	24,245	4,032	11,109	15,963	88,304
Tropical	65,519	0	129,940	58,661	57,040	169,062	286,824	40,830	150,874	258,003	1,216,753
Turf Paradise	51,453	0	173,935	90,479	68,718	223,386	386,454	59,827	181,580	244,754	1,480,586
Turfway	44,191	0	118,062	76,847	45,937	172,228	313,255	54,390	153,083	287,881	1,265,874
Yonkers	36,680	0	49,752	36,462	34,431	52,076	121,256	22,851	61,642	85,071	500,221
Total Out-of-State Signals Received	3,800,320	0	10,898,171	5,337,458	4,201,421	13,542,252	25,395,322	4,279,527	12,978,358	21,804,241	102,237,070
Total Pari-Mutuel Activity	4,586,813	0	12,139,891	6,019,646	4,652,720	15,058,168	28,014,780	4,877,909	14,344,529	24,282,328	113,976,784



Pari-Mutuel Takeout  
Atlantic City Casinos  
In-State Simulcasting  
1/1/05 through 12/31/05

Racing Days	Showboat	Trump Taj Mahal	Resorts	Saunders	Caesar's	Bally's Park Place	Trump Marina	Tropicana	Borgata	Hub Total
Casino Simulcasting Fund	3,933.52	6,209.82	3,412.12	2,257.66	7,580.70	13,098.47	2,993.07	6,832.02	12,391.64	58,709.02
Casino - Placement of Signal	0.00	0.00	0.00	0.00	0.00	0.00	0.00	0.00	0.00	0.00
A.C.R.A. Contingency Fund - State	0.00	0.00	0.00	0.00	0.00	0.00	0.00	0.00	0.00	0.00
Casino Share	77,105.39	120,626.85	67,001.12	44,338.46	148,823.97	259,109.73	58,748.05	135,037.93	244,073.14	1,154,864.64
Special Trust - Harness										
Sire Stakes	1,475.22	2,307.05	1,336.01	826.01	2,772.73	4,530.50	1,078.80	2,331.15	4,268.03	20,225.50
Track Purses	1,182.37	1,832.22	1,045.74	654.42	2,232.11	3,632.79	880.13	1,879.83	3,472.83	16,812.44
Breeder & Stallion Awards	155.97	242.15	138.57	86.40	294.23	479.13	115.79	247.66	456.97	2,216.87
Special Trust - Thoroughbred Thoroughbred Breeders	1,119.07	1,827.65	890.91	689.84	2,280.85	4,455.00	917.56	2,372.53	4,192.90	18,746.31
Breeding & Development Harness	168.89	262.93	151.21	94.03	317.86	518.67	124.59	267.49	491.93	2,397.60
Thoroughbred	67.18	109.68	53.40	41.37	136.87	267.30	54.97	142.37	251.61	1,124.75
Purse Allocation In State	35,886.15	55,686.47	31,240.62	20,455.46	69,112.01	120,293.66	27,166.06	62,391.71	112,586.79	534,318.93
Out of State	0.00	0.00	0.00	0.00	0.00	0.00	0.00	0.00	0.00	0.00
Track Share Allocation In State	35,866.29	55,415.66	31,179.10	20,445.32	69,072.57	120,241.38	27,125.23	62,238.83	112,503.59	534,387.97
Out of State	0.00	0.00	0.00	0.00	0.00	0.00	0.00	0.00	0.00	0.00
Casino Simulcasting Special Fund	0.00	0.00	0.00	0.00	0.00	0.00	0.00	0.00	0.00	0.00
Total Commissions	156,960.05	244,520.48	136,448.80	89,888.97	302,623.90	526,626.63	119,204.25	273,741.52	494,689.43	2,346,704.03
Breakage	5,043.19	7,575.14	3,313.25	2,572.77	8,046.82	14,225.12	3,505.40	8,329.79	12,673.69	62,285.17
Total Amount Distributed	162,003.24	252,095.62	139,762.05	92,461.74	310,670.72	540,851.75	122,709.65	282,071.31	507,363.12	1,902,626.08
Amount Returned to Patron	624,489.76	989,624.38	542,425.95	358,837.26	1,205,245.28	2,078,606.25	475,672.35	1,084,099.69	1,970,723.88	9,328,724.80
Total Pari-Mutuel Handle	786,493.00	1,241,720.00	682,188.00	451,299.00	1,515,916.00	2,619,458.00	598,382.00	1,366,171.00	2,478,087.00	11,738,714.00

New Jersey Racing Commission  
 Pari-Mutuel Takeout  
 Atlantic City Casinos  
 Out-of-State Simulcasting  
 1/1/05 through 12/31/05

	Showboat	Trump Taj Mahal	Resorts	Sands	Caesar's	Bally's Park Place	Trump Marina	Tropicana	Horgata	Hub Total
Racing Days										
Casino Simulcasting Fund	19,008.33	54,506.69	26,702.19	21,022.03	67,726.58	126,992.67	21,412.10	64,907.88	109,037.01	511,315.48
Casino - Placement of Signal	117,387.75	334,593.51	163,270.74	128,584.82	416,886.96	776,545.75	133,181.94	402,785.23	669,640.07	3,142,876.77
A.C.R.A. Contingency Fund - State										
Casino Share	307,649.46	894,745.29	449,769.15	352,327.73	1,122,263.55	2,144,367.15	351,721.71	1,089,805.76	1,808,475.24	8,561,125.04
Special Trust - Harness										
Sire Stakes	5,386.86	15,448.06	7,566.03	5,955.69	19,195.88	35,998.00	6,066.38	18,396.80	30,907.75	144,921.45
Track Purses	3,619.59	10,379.84	5,083.29	4,001.11	12,898.85	24,188.86	4,076.10	12,361.76	20,768.42	97,377.82
Breeder & Stallion Awards	494.07	1,416.84	694.10	546.62	1,760.64	3,301.51	556.30	1,687.20	2,834.29	13,291.57
Special Trust - Thoroughbred Thoroughbred Breeders	9,504.20	27,253.03	13,351.53	10,510.98	33,863.19	63,496.04	10,706.35	32,454.09	54,518.39	265,657.80
Breeding & Development Harness	569.94	1,634.87	800.87	630.11	2,031.68	3,809.30	642.32	1,947.11	3,270.89	15,337.00
Thoroughbred	569.94	1,634.87	800.87	630.11	2,031.68	3,809.30	642.32	1,947.11	3,270.89	15,337.00
Purse Allocation										
In State	0.00	0.00	0.00	0.00	0.00	0.00	0.00	0.00	0.00	0.00
Out of State	123,621.67	359,887.14	181,220.50	141,910.20	451,694.51	864,185.40	141,471.40	439,021.39	727,935.62	3,450,947.80
Track Share allocation										
In State	0.00	0.00	0.00	0.00	0.00	0.00	0.00	0.00	0.00	0.00
Out of State	123,621.11	359,886.43	181,219.17	141,909.50	451,693.15	864,184.24	141,469.80	439,020.29	727,933.99	3,450,937.60
Casino Simulcasting Special Fund	40,249.17	117,173.20	59,002.51	46,204.04	147,063.52	281,362.98	46,060.82	142,937.53	237,003.02	1,167,056.70
Total Commissions	751,682.09	2,178,559.77	1,089,480.95	854,232.94	2,729,110.19	5,192,241.20	858,007.54	2,647,272.15	4,395,595.58	20,696,182.40
Breakage	20,278.22	58,621.62	25,034.56	21,078.67	67,844.09	124,620.59	22,065.23	65,019.66	96,133.32	500,695.90
Total Amount Distributed	771,960.31	2,237,181.39	1,114,515.51	875,311.61	2,796,954.28	5,316,861.79	880,072.77	2,712,291.81	4,491,728.90	21,504,241.40
Amount Returned to Patron	3,028,359.69	8,660,989.61	4,222,942.59	3,326,109.29	10,745,298.12	20,078,460.01	3,399,454.23	10,266,066.59	17,312,511.70	81,040,191.80
Total Pari-Mutuel Handle	3,800,320.00	10,898,171.00	5,337,458.10	4,201,420.90	13,542,252.40	25,395,321.80	4,279,527.00	12,978,358.40	21,804,240.60	102,237,070.20

New Jersey Racing Commission  
Pari-Mutuel Takeout  
Atlantic City Casinos  
In-State & Out-of-State Simulcasting  
1/1/05 through 12/31/05

Racing Days	Showboat	Trump Taj Mahal	Resorts	Sands	Caesar's	Bally's Park Place	Trump Marina	Tropicana	Borgata	Hub Total
Casino Simulcasting Fund	22,941.85	60,716.51	30,114.31	23,279.69	75,307.28	140,091.14	24,405.17	71,739.90	121,428.65	500,024.51
Casino - Placement of Signal	117,387.75	334,593.51	163,270.74	128,584.82	416,886.96	776,545.75	133,181.94	402,785.23	669,640.07	3,132,876.7
A.C.R.A. Contingency Fund - State										
Casino Share	384,754.85	1,015,372.14	516,770.27	396,666.19	1,271,087.52	2,403,476.88	410,469.76	1,224,843.69	2,052,548.38	9,035,989.6
Special Trust - Harness										
Sire Stakes	6,862.08	17,755.11	8,902.04	6,781.70	21,968.61	40,528.50	7,145.18	20,727.95	35,175.78	85,846.9
Track Purses	4,801.96	12,212.06	6,129.03	4,655.53	15,130.96	27,821.65	4,956.23	14,241.59	24,241.25	54,190.2
Breeder & Stallion Awards	650.04	1,658.99	832.67	633.02	2,054.87	3,780.64	672.09	1,934.86	3,291.26	15,508.4
Special Trust - Thoroughbred Thoroughbred Breeders	10,623.27	29,080.68	14,242.44	11,200.82	36,144.04	67,951.04	11,623.91	34,826.62	58,711.29	274,404.1
Breeding & Development Harness	738.83	1,897.80	952.08	724.14	2,349.54	4,327.97	766.91	2,214.60	3,762.82	17,734.6
Thoroughbred	637.12	1,744.55	854.27	671.48	2,168.55	4,076.60	697.29	2,089.48	3,522.50	16,461.8
Purse Allocation										
In State	35,886.15	55,686.47	31,240.62	20,455.46	69,112.01	120,293.66	27,166.06	62,391.71	112,586.79	234,818.5
Out of State	123,621.67	359,887.14	181,220.50	141,910.20	451,694.51	864,185.40	141,471.40	439,021.39	727,935.62	3,430,947.8
Track Share allocation										
In State	35,866.29	55,415.66	31,179.10	20,445.32	69,072.57	120,241.38	27,125.23	62,238.83	112,503.59	234,087.5
Out of State	123,621.11	359,886.43	181,219.17	141,909.50	451,693.15	864,184.24	141,469.80	439,020.29	727,933.99	3,430,937.4
Casino Simulcasting Special Fund	40,249.17	117,173.20	59,002.51	46,204.04	147,063.52	281,362.98	46,060.82	142,937.53	237,003.02	1,017,056.7
Total Commissions	908,642.14	2,423,080.25	1,225,929.75	944,121.91	3,031,734.09	5,718,867.83	977,211.79	2,921,013.67	4,890,285.01	23,640,886.7
Breakage	25,321.41	66,196.76	28,347.81	23,651.44	75,890.91	138,845.71	25,570.63	73,349.45	108,807.01	465,981.7
Total Amount Distributed	933,963.55	2,489,277.01	1,254,277.56	967,773.35	3,107,625.00	5,857,713.54	1,002,782.42	2,994,363.12	4,999,092.02	23,606,867.7
Amount Returned to Patron	3,652,849.45	9,650,613.99	4,765,368.54	3,684,946.55	11,950,543.40	22,157,066.26	3,875,126.58	11,350,166.28	19,283,235.58	90,369,916.1
Total Pari-Mutuel Handle	4,586,813.00	12,139,891.00	6,019,646.10	4,652,719.90	15,038,168.40	28,014,779.80	4,877,909.00	14,344,529.40	24,282,327.60	113,976,784.7

New Jersey Racing Commission  
2005 License Revenue Received  
Thoroughbred

Cat	Classification	Fee	ACRA		Freehold		Meadowlands		Trenton		Monmouth		Total	
			Qty	Total	Qty	Total	Qty	Total	Qty	Total	Qty	Total	Qty	Total
All Licenses Issued in CY 2005														
1	Owner	\$50	92	\$4,600	17	\$850	120	\$6,000	330	\$16,500	736	\$36,800	1,295	\$64,750
2	Trainer	\$50	87	\$4,350	4	\$200	48	\$2,400	54	\$2,700	335	\$16,750	528	\$26,450
3	Assistant Trainer	\$30	1	\$30		\$0	1	\$30	1	\$30	91	\$2,730	94	\$2,850
4	Driver	\$50		\$0		\$0		\$0		\$0		\$0	0	\$0
5	Driver / Trainer	\$50		\$0		\$0		\$0		\$0		\$0	0	\$0
6	Jockey	\$50	48	\$2,400		\$0	22	\$1,100	1	\$50	62	\$3,100	133	\$6,650
7	Jockey Apprentice	\$30	6	\$180		\$0	6	\$180		\$0	7	\$210	19	\$570
8	Jockey Agent	\$50		\$0		\$0		\$0		\$0	18	\$900	18	\$900
9	Stable Employee	\$5	3	\$15	3	\$15	2	\$10		\$0	1,006	\$5,030	1,014	\$5,020
10	C.I.D.	\$10	42	\$420	1	\$10	82	\$820	23	\$230	392	\$3,920	540	\$5,400
11	C.I.D. - Vendors	\$10	2	\$20	2	\$20	10	\$100	59	\$590	311	\$3,110	384	\$3,840
12	Pari-Mutuel Employee	\$25	3	\$75		\$0		\$0	19	\$475	178	\$4,450	200	\$5,000
13	Veterinarian	\$50	1	\$50	1	\$50	1	\$50		\$0	16	\$800	19	\$950
14	Valet	\$20	12	\$240		\$0		\$0		\$0	12	\$240	24	\$480
15	Plater	\$20		\$0		\$0		\$0		\$0	19	\$380	19	\$380
16	Vendor	\$50		\$0		\$0		\$0	8	\$400	23	\$1,150	31	\$1,550
17	Stable Name	\$50	27	\$1,350	1	\$50	44	\$2,200	128	\$6,400	322	\$16,100	522	\$26,180
18	Multiple Ownership	\$50	1	\$50		\$0	14	\$700	11	\$550	60	\$3,000	86	\$4,300
19	Corporate Stable Name	\$50	3	\$150	1	\$50	3	\$150	30	\$1,500	30	\$1,500	67	\$3,350
20	Authorized Agent	\$50		\$0		\$0		\$0		\$0	40	\$2,000	40	\$2,000
21	Off-Track Stables	\$50		\$0		\$0		\$0	21	\$1,050		\$0	21	\$1,050
23	Veterinarian - NJRC	\$0	1	\$0		\$0		\$0		\$0	1	\$0	2	\$0
25	C.I.D. - NJRC	\$0	4	\$0		\$0	1	\$0	4	\$0	5	\$0	14	\$0
26	Off-Track Proprietors	\$0		\$0		\$0		\$0		\$0		\$0	0	\$0
27	Official - NJRC	\$0	1	\$0		\$0		\$0		\$0	2	\$0	3	\$0
28	Partnership	\$0	4	\$0		\$0		\$0	18	\$0	40	\$0	62	\$0
31	Owner - 3 Year	\$150	6	\$900	10	\$1,500	20	\$3,000	189	\$28,350	213	\$31,950	438	\$65,700
All Licenses Issued in CY 2005			344	\$14,830	40	\$2,745	374	\$16,740	896	\$58,825	3,919	\$134,120	5,573	\$227,250
DUP Duplicate License Fees				\$0		\$0		\$0		\$0	12	\$60	12	\$60
Total Licenses w/dups Issued in CY 2005				\$14,830		\$2,745		\$16,740		\$58,825		\$134,180		\$227,320

New Jersey Racing Commission  
2005 License Revenue Received  
Harness /

Cat	Classification	Fee	ACRA		Freehold		Meadowlands		Trenton		Monmouth		Total	
			Qty	Total	Qty	Total	Qty	Total	Qty	Total	Qty	Total	Qty	Total
All Licenses Issued in CY 2005														
1	Owner	\$50		\$0	714	\$35,700	873	\$43,650	482	\$24,100	5	\$250	2,074	\$103,700
2	Trainer	\$50		\$0	188	\$9,400	258	\$12,900	44	\$2,200	1	\$50	491	\$24,500
3	Assistant Trainer	\$30		\$0		\$0		\$0		\$0		\$0	0	\$0
4	Driver	\$50		\$0	45	\$2,250	77	\$3,850	7	\$350	1	\$50	130	\$6,500
5	Driver / Trainer	\$50		\$0	306	\$15,300	232	\$11,600	49	\$2,450	1	\$50	588	\$29,400
6	Jockey	\$50		\$0		\$0		\$0		\$0		\$0	0	\$0
7	Jockey Apprentice	\$30		\$0		\$0		\$0		\$0		\$0	0	\$0
8	Jockey Agent	\$50		\$0		\$0		\$0		\$0		\$0	0	\$0
9	Stable Employee	\$5		\$0	429	\$2,145	479	\$2,395	3	\$15	3	\$15	914	\$4,570
10	C.I.D.	\$10		\$0	113	\$1,130	1,131	\$11,310		\$0	1	\$10	1,245	\$12,450
11	C.I.D. - Vendors	\$10		\$0	85	\$850	437	\$4,370	4	\$40	1	\$10	527	\$5,270
12	Pari-Mutuel Employee	\$25		\$0	80	\$2,000	304	\$7,600		\$0		\$0	384	\$9,600
13	Veterinarian	\$50		\$0	32	\$1,600	7	\$350		\$0		\$0	39	\$1,950
14	Valet	\$20		\$0		\$0		\$0		\$0		\$0	0	\$0
15	Plater	\$20		\$0	2	\$40	2	\$40		\$0		\$0	4	\$80
16	Vendor	\$50		\$0	11	\$550	16	\$800	1	\$50		\$0	28	\$1,400
17	Stable Name	\$50		\$0	100	\$5,000	190	\$9,500	102	\$5,100		\$0	392	\$19,600
18	Multiple Ownership	\$50		\$0	162	\$8,100	298	\$14,900	58	\$2,900		\$0	518	\$25,900
19	Corporate Stable Name	\$50		\$0	29	\$1,450	68	\$3,400	49	\$2,450		\$0	146	\$7,350
20	Authorized Agent	\$50		\$0		\$0	1	\$50		\$0		\$0	1	\$50
21	Off-Track Stables	\$50		\$0		\$0		\$0	30	\$1,500		\$0	30	\$1,500
23	Veterinarian - NJRC	\$0		\$0	10	\$0	6	\$0		\$0		\$0	16	\$0
25	C.I.D. - NJRC	\$0		\$0	21	\$0	42	\$0		\$0		\$0	63	\$0
26	Off-Track Proprietors	\$0		\$0		\$0		\$0		\$0		\$0	0	\$0
27	Official - NJRC	\$0		\$0	7	\$0	5	\$0		\$0		\$0	12	\$0
28	Partnership	\$0		\$0	23	\$0	3	\$0	27	\$0		\$0	53	\$0
31	Owner - 3 Year	\$150		\$0	118	\$17,700	230	\$34,500	225	\$33,750	1	\$150	574	\$86,100
All Licenses Issued in CY 2005			0	\$0	2,475	\$103,215	4,659	\$161,215	1,081	\$74,905	14	\$585	8,229	\$339,920
DUP Duplicate License Fees		\$5		\$0	2	\$10	3	\$15		\$0		\$0	5	\$25

Total Licenses w/dups Issued in CY 2005		\$0		\$103,225		\$161,230		\$74,905		\$585		\$339,945
---	--	-----	--	-----------	--	-----------	--	----------	--	-------	--	-----------



**New Jersey Racing Commission**  
**2005 License Revenue Received**  
**Account Wagering**

Cat	Classification	Fee	ACRA		Freehold		Meadowlands		Trenton		Monmouth		Total	
			Qty	Total	Qty	Total	Qty	Total	Qty	Total	Qty	Total	Qty	Total
All Licenses Issued in CY 2005														
1	Owner	\$50		\$0		\$0		\$0		\$0		\$0	0	\$0
2	Trainer	\$50		\$0		\$0		\$0		\$0		\$0	0	\$0
3	Assistant Trainer	\$30		\$0		\$0		\$0		\$0		\$0	0	\$0
4	Driver	\$50		\$0		\$0		\$0		\$0		\$0	0	\$0
5	Driver / Trainer	\$50		\$0		\$0		\$0		\$0		\$0	0	\$0
6	Jockey	\$50		\$0		\$0		\$0		\$0		\$0	0	\$0
7	Jockey Apprentice	\$30		\$0		\$0		\$0		\$0		\$0	0	\$0
8	Jockey Agent	\$50		\$0		\$0		\$0		\$0		\$0	0	\$0
9	Stable Employee	\$5		\$0		\$0		\$0		\$0		\$0	0	\$0
10	C.I.D.	\$10		\$0		\$0	19	\$190		\$0		\$0	19	\$190
11	C.I.D. - Vendors	\$10		\$0		\$0		\$0		\$0	1	\$10	1	\$10
12	Pari-Mutuel Employee	\$25		\$0		\$0		\$0		\$0		\$0	0	\$0
13	Veterinarian	\$50		\$0		\$0		\$0		\$0		\$0	0	\$0
14	Valet	\$20		\$0		\$0		\$0		\$0		\$0	0	\$0
15	Plater	\$20		\$0		\$0		\$0		\$0		\$0	0	\$0
16	Vendor	\$50		\$0		\$0		\$0		\$0		\$0	0	\$0
17	Stable Name	\$50		\$0		\$0		\$0		\$0		\$0	0	\$0
18	Multiple Ownership	\$50		\$0		\$0		\$0		\$0		\$0	0	\$0
19	Corporate Stable Name	\$50		\$0		\$0		\$0		\$0		\$0	0	\$0
20	Authorized Agent	\$50		\$0		\$0		\$0		\$0		\$0	0	\$0
21	Off-Track Stables	\$50		\$0		\$0		\$0		\$0		\$0	0	\$0
23	Veterinarian - NJRC	\$0		\$0		\$0		\$0		\$0		\$0	0	\$0
25	C.I.D. - NJRC	\$0		\$0		\$0		\$0		\$0		\$0	0	\$0
26	Off-Track Proprietors	\$0		\$0		\$0		\$0		\$0		\$0	0	\$0
27	Official - NJRC	\$0		\$0		\$0		\$0		\$0		\$0	0	\$0
28	Partnership	\$0		\$0		\$0		\$0		\$0		\$0	0	\$0
31	Owner - 3 Year	\$150		\$0		\$0		\$0		\$0		\$0	0	\$0
All Licenses Issued in CY 2005			0	\$0	0	\$0	19	\$190	0	\$0	1	\$10	20	\$200
DUP Duplicate License Fees				\$0		\$0		\$0		\$0		\$0	0	\$0
Total Licenses w/dups Issued in CY 20/2005				\$0		\$0		\$190		\$0		\$10		\$200

You are viewing an archive copy from the New Jersey State Library

New Jersey Racing Commission  
2005 License Revenue Received  
Harness, Thoroughbred, and Account Wagering Combined

Cat	Classification	Fee	ACRA			Freehold			Meadowlands			Trenton			Monmouth			Total			
			Qty	Total		Qty	Total		Qty	Total		Qty	Total		Qty	Total		Qty	Total		
2005																					
All Licenses Issued in CY																					
1	Owner	\$50	92	\$4,600	731	\$36,550	993	\$49,650	812	\$40,600	741	\$37,050	3,369	\$168,450							
2	Trainer	\$50	87	\$4,350	192	\$9,600	306	\$15,300	98	\$4,900	336	\$16,800	1,019	\$50,950							
3	Assistant Trainer	\$30	1	\$30	0	\$0	1	\$30	1	\$30	91	\$2,730	94	\$2,820							
4	Driver	\$50	0	\$0	45	\$2,250	77	\$3,850	7	\$350	1	\$50	130	\$6,500							
5	Driver / Trainer	\$50	0	\$0	306	\$15,300	232	\$11,600	49	\$2,450	1	\$50	588	\$29,400							
6	Jockey	\$50	48	\$2,400	0	\$0	22	\$1,100	1	\$50	62	\$3,100	133	\$6,650							
7	Jockey Apprentice	\$30	6	\$180	0	\$0	6	\$180	0	\$0	7	\$210	19	\$570							
8	Jockey Agent	\$50	0	\$0	0	\$0	0	\$0	0	\$0	18	\$900	18	\$900							
9	Stable Employee	\$5	3	\$15	432	\$2,160	481	\$2,405	3	\$15	1,009	\$5,045	1,928	\$9,640							
10	C.I.D.	\$10	42	\$420	114	\$1,140	1,232	\$12,320	23	\$230	393	\$3,930	1,804	\$18,040							
11	C.I.D. - Vendors	\$10	2	\$20	87	\$870	447	\$4,470	63	\$630	313	\$3,130	912	\$9,120							
12	Part-Mutuel Employee	\$25	3	\$75	80	\$2,000	304	\$7,600	19	\$475	178	\$4,450	584	\$14,600							
13	Veterinarian	\$50	1	\$50	33	\$1,650	8	\$400	0	\$0	16	\$800	58	\$2,900							
14	Valet	\$20	12	\$240	0	\$0	0	\$0	0	\$0	12	\$240	24	\$480							
15	Plater	\$20	0	\$0	2	\$40	2	\$40	0	\$0	19	\$380	23	\$460							
16	Vendor	\$50	0	\$0	11	\$550	16	\$800	9	\$450	23	\$1,150	59	\$2,950							
17	Stable Name	\$50	27	\$1,350	101	\$5,050	234	\$11,700	230	\$11,500	322	\$16,100	914	\$45,700							
18	Multiple Ownership	\$50	1	\$50	162	\$8,100	312	\$15,600	69	\$3,450	60	\$3,000	604	\$30,200							
19	Corporate Stable Name	\$50	3	\$150	30	\$1,500	71	\$3,550	79	\$3,950	30	\$1,500	213	\$10,650							
20	Authorized Agent	\$50	0	\$0	0	\$0	1	\$50	0	\$0	40	\$2,000	41	\$2,050							
21	Off-Track Stables	\$50	0	\$0	0	\$0	0	\$0	51	\$2,550	0	\$0	51	\$2,550							
23	Veterinarian - NJRC	\$0	1	\$0	10	\$0	6	\$0	0	\$0	1	\$0	18	\$0							
25	C.I.D. - NJRC	\$0	4	\$0	21	\$0	43	\$0	4	\$0	5	\$0	77	\$0							
26	Off-Track Proprietors	\$0	0	\$0	0	\$0	0	\$0	0	\$0	0	\$0	0	\$0							
27	Official - NJRC	\$0	1	\$0	7	\$0	5	\$0	0	\$0	2	\$0	15	\$0							
28	Partnership	\$0	4	\$0	23	\$0	3	\$0	45	\$0	40	\$0	115	\$0							
31	Owner - 3 Year	\$150	6	\$900	128	\$19,200	250	\$37,500	414	\$62,100	214	\$32,100	1,012	\$151,860							
All Licenses Issued in CY			2005	344	\$14,830	2,515	\$105,960	5,052	\$178,145	1,977	\$133,730	3,934	\$134,715	13,822	\$567,380						
DUP Duplicate License Fees			\$5	0	\$0	2	\$10	3	\$15	0	\$0	12	\$60	17	\$85						

You are viewing

New Jersey Racing Commission

Revenue to State

2005

January 1, 2005 through December 31, 2005

Racing Association/Source	Expired Outstanding Pari-Mutuel Tickets	License Fees	Total State Revenue
Atlantic City Racing Association	\$10,758.13	\$14,830.00	\$25,588.13
Freehold Raceway	63,398.30	105,970.00	\$169,368.30
Meadowlands	316,158.40	178,160.00	\$494,318.40
Monmouth Park Jockey Club	274,990.54	134,775.00	\$409,765.54
Trenton		133,730.00	\$133,730.00
Total State Revenue	<u>\$665,305.37</u>	<u>\$567,465.00</u>	<u>\$1,232,770.37</u>

Attachment 3A