

The State of New Jersey

# BUDGET IN BRIEF

Summary of Budget Recommendations



Fiscal Year

# 2022


## Building a Stronger & Fairer Post-Pandemic New Jersey

**PHILIP D. MURPHY, GOVERNOR**

**SHEILA Y. OLIVER, LT. GOVERNOR**

State of New Jersey

# The Governor's FY2022 Budget Budget in Brief



**Philip D. Murphy, Governor**  
**Sheila Y. Oliver, Lt. Governor**

**Elizabeth Maher Muoio**  
State Treasurer

**Lynn M. Azarchi**  
Acting Director

**Jacki L. Stevens**  
Associate Director

**Carisa M. Marone**  
Assistant Director

**Tariq S. Shabazz**  
Deputy Director

**Hannah R. Good**  
Assistant Director

**Office of Management and Budget**  
February 2021

This document is available via the Internet at <http://www.state.nj.us/treasury/omb/>

*Cover Photo Credit: Edwin Torres, Governor's Office*

---

|   |           |
|---|-----------|
| <b>A Letter from Governor Philip D. Murphy</b> .....    | <b>1</b>  |
| <b>Chapter One: Building Back, Moving Forward</b> ..... | <b>4</b>  |
| Confronting the State’s Challenges.....                 | 4         |
| Advancing our Affordability Agenda.....                 | 5         |
| Investing in Our Future .....                           | 6         |
| Embracing New Jersey Values.....                        | 7         |
| Protecting our Most Vulnerable .....                    | 7         |
| <b>The FY2022 Budget</b> .....                          | <b>10</b> |
| A Summary of the State Budget .....                     | 10        |
| Pension and Benefits Systems.....                       | 11        |
| Pre-K to 12 Education.....                              | 13        |
| Higher Education.....                                   | 17        |
| Property Tax Relief and Community Affairs .....         | 18        |
| Economic Growth .....                                   | 22        |
| Labor and Workforce Development.....                    | 24        |
| Transportation.....                                     | 25        |
| Energy and Environment .....                            | 27        |
| Health Care and Social Services .....                   | 30        |
| Law and Public Safety.....                              | 40        |
| Federal Funds Overview.....                             | 45        |
| <b>FY2021 and FY2022 Revenues</b> .....                 | <b>48</b> |
| Economic Performance and Outlook.....                   | 48        |
| Pass-Through Business Alternative Income Tax .....      | 51        |
| Gross Income Tax .....                                  | 52        |
| Sales Tax.....  | 53        |
| Corporation Business Tax.....                           | 55        |
| <b>Tables and Schedules</b> .....                       | <b>58</b> |
| <b>Appendix</b> .....                                   | <b>62</b> |





STATE OF NEW JERSEY

PHILIP D. MURPHY  
GOVERNOR

**FISCAL 2022 BUDGET  
OF  
PHILIP D. MURPHY  
GOVERNOR OF NEW JERSEY  
TRANSMITTED TO THE FIRST ANNUAL SESSION  
OF THE TWO HUNDRED NINETEENTH LEGISLATURE**

Mr. President, Mr. Speaker, and Members of the Legislature:

In accordance with the provisions of C.52:27B-20, I hereby present my budget recommendations for fiscal 2022.

This document provides a summary of my recommendations and outlines the key aspects of my overall financial plan for the governmental services to be provided by the State to the residents of New Jersey.

The budget detail, including information on specific line items of appropriations, will be transmitted separately to the Legislature.

Respectfully submitted,

A handwritten signature in blue ink that reads "Phil Murphy".

PHILIP D. MURPHY  
Governor of New Jersey

Attest:

A handwritten signature in black ink that reads "Parimal Garg".

Parimal Garg  
Chief Counsel to the Governor

February 23, 2021

## **A Letter from Governor Philip D. Murphy**

Dear Senate President Sweeney, Assembly Speaker Coughlin, Members of the 219th Legislature, and the People of New Jersey:

Today, I present my proposed Fiscal Year 2022 Budget for the State of New Jersey. Even as we continue to confront the challenges presented by the COVID-19 pandemic, we cannot – and we will not – allow our state to sit still. We won't allow New Jersey to be pulled backward.

This is the time to look ahead. This is the time for us to lean into the policies that can fix our inequities. It is the time for us to also lean into the economic policies that will not just get us through the remaining months of the pandemic, but which will supercharge our reemergence from it and the recovery that awaits.

When our administration took office in 2018, no one had any clue of what 2020 had in store for our state, our nation, and our world. But the decisions we've made over the past three years have proven right not just for those times, but for the times we are facing now.

We worked in partnership to institute numerous reforms and advances that are all paying off. Yet, underpinning those successes are the fiscal decisions we have made which have strengthened our economic foundation.

We instituted the budget practices and policies we did because, after years of neglect, our fiscal house needed to be restored. Those decisions are even more important and impactful now. We have been clear in how – and where and why – we would invest. Our budgets have been long-term plans focused on our future success.

Because of our focus on people and not politics, the budget I am presenting today can achieve our goals for the year to come with no increases in taxes.

In this budget, we will achieve full funding of our annual pension obligation for the first time since 1996 – a total payment of nearly \$6.4 billion. Making this payment is keeping our word to hundreds of thousands of retirees who depend on their pensions. And it is keeping our word to all taxpayers that this administration would deal with our longstanding fiscal issues honestly and transparently.

The budget would also increase our investment in our public schools by \$700 million. With this investment, our administration will have increased investment in our pre-K through 12 classrooms by more than \$1.5 billion across our four budgets, meeting our obligations to our students, educators, and communities.

Every dollar in new state funding is a dollar that doesn't have to be placed on the shoulders of local property taxpayers, plain and simple. And because of this focus on delivering real and lasting property tax relief, since we've taken office, the budgets we've presented have contributed to three of the lowest year-over-year increases in property taxes on record.

---

This funding increase also acknowledges the fact that some students have fallen behind due to the burden of remote learning and will help stem the learning loss we know has happened.

We are expanding our investment in pre-K by another \$50 million, including more than \$25 million so more districts can offer free pre-K programs for the families they serve.

This budget is prepared to support New Jerseyans through every stage of life. We are investing directly in the First Lady's strategic efforts to combat our maternal and infant health crisis and the racial disparities that drive it. We are proposing a new Cover All Kids initiative, strategically using our federal Medicaid funds to provide health care coverage for every child.

We propose opening the child and dependent care tax credit to families with incomes up to \$150,000, up from \$60,000. For many families, this expansion will make their tax credit bigger to allow them to recoup more of the costs of child care.

And, under this budget, more seniors would benefit from an expansion of the popular, and more necessary than ever before, Pharmaceutical Assistance for the Aged and Disabled (PAAD) program to make prescription drugs more affordable.

We will continue our work restoring NJ TRANSIT to make it function better for commuters and to make it a point of pride for attracting, growing, and keeping new jobs and industries. And for the fourth year in a row, NJ TRANSIT's riders will not see a fare hike.

This year, we'll make a new promise to our residents, through the Garden State Guarantee, to provide the first two years of study at one of our four-year public colleges and universities tuition-free to thousands of eligible students.

And because we know that not every job in our state's future will require an advanced degree – especially those in our rapidly expanding clean energy economy – we will maintain our strong investments in job training and apprenticeship programs.

Through this budget, we're ready to deploy almost \$200 million over the next two years in direct grants, loans, loan guarantees, and other tools for countless Main Street small businesses. And, by making all the federal support our businesses received through the Paycheck Protection Program tax-exempt and making the expenses those funds went to cover tax deductible, our small businesses will pay even less in taxes.

Safer roads and bridges. Improved mass transit. Clean energy, including the South Jersey Wind Port that will make our state a hub of manufacturing and logistics. A \$75 million commitment to upgrade the schools where our children learn. All of this is in this budget.

And, we are maintaining our commitment to ensuring that the Affordable Housing Trust Fund goes to the cause of providing families an affordable home, whether they rent or own. And we are increasing our investment in mortgage down payment assistance for qualified first-time homebuyers.

This is a budget purpose-built to fix the inequities that have been allowed to exist for far too long and to spark our economic growth for the long-term. This is a budget many thought could never be written, continuing our mission to secure the full promise of our state for every New Jerseyan and every family.

Other administrations kicked the can down the road. We're done kicking. Today, we're finally picking it up.

Sincerely,



Philip D. Murphy  
Governor

## Chapter One: Building Back, Moving Forward

In 2018, Governor Murphy charted a course to build a stronger and fairer state for every New Jersey family and has remained laser-focused on this goal. Though the coronavirus pandemic hit our state especially hard, the decisions the Governor made during his first three years of the administration built the foundation for an aggressive recovery from the public health crisis in 2021. The Murphy Administration has remained committed to making New Jersey the best state to live and raise a family. It has done so by committing to responsiveness and fiscal responsibility; by emphasizing affordability for child care, higher education, housing, and health care; by investing in pre-K through 12 education, infrastructure, and economic growth; and by promoting New Jersey's values of equality, innovation, and compassion.

This Administration has made major progress toward these goals across all sectors of government. We are moving our state forward after years of neglect, and giving every resident the same opportunities for success. For Fiscal Year 2022 (FY2022), the Governor proposes a budget that will allow New Jersey to emerge from the pandemic healthier and more resilient, while making sure our state remains a leader for generations to come.

### Confronting the State's Challenges

Due to its proximity to New York City and a population density that leads the nation, New Jersey became an epicenter for the pandemic last year. Over 22,000 lives have been lost to the virus, and hundreds of thousands fewer New Jerseyans are employed now than they were last winter. This virus has been a blow to the entire state, but has hit some communities harder than others. Communities of color, in particular, struggled prior to the pandemic and have suffered exceptionally from the health and economic impacts of the virus. This budget speaks directly to the needs of these communities in recovering. The coronavirus has also exposed many of our government's long-standing problems, including decades of fiscal gimmickry and neglect of state capacity. The Murphy Administration is committed to addressing these challenges, and will continue to achieve real change.

### *Recovering from the Coronavirus*

- *Delivering for Residents:* New Jersey has set and met ambitious goals for daily testing and contact tracing. The State has built a vast network of nearly 300 vaccination sites tasked with reaching the highest risk individuals and frontline essential workers. It has delivered over 1.5 million doses through mega sites, county and local sites, pharmacies, and community health centers. To advance our state's recovery, the budget makes new investments into nursing facilities, the Department of Health's staffing and IT capacity, and our Motor Vehicle Commission and Unemployment Insurance system.
- *Distributing Emergency Relief:* Since last March, the State has expended over \$2 billion in federal funds to maintain operations and support tens of thousands of small businesses, renters, and child care providers. The State looks forward to working with the new federal administration to make sure that New Jersey has the necessary resources to respond to the pandemic and ensure security for our educators, police officers, firefighters, paramedics, and others who have faced the pandemic head-on.
- *Targeting Vulnerable Communities:* The Murphy Administration has strived to ensure that all residents are assisted through its coronavirus response. These efforts include the recent

## Building Back, Moving Forward

---

launch of a community-based vaccination partnership in some of our most diverse and socio-economically challenged communities, a \$60 million mission to close the digital divide that has helped over 230,000 disadvantaged students access needed technology, and an economic relief strategy that provided critical lifelines to minority and women-owned businesses.

### ***Restoring New Jersey's Capacity***

- *Making the Full Pension Payment:* The proposed FY2022 budget includes an additional \$1.6 billion for the State's pension system, or 100 percent of the Actuarially Determined Contribution. This is the first time the State has made its full contribution since FY1996. Making the pension payment means keeping the government's word to the hundreds of thousands of our retirees who depend on their pension, and it shows that the Administration is dealing with its fiscal issues honestly and transparently.
- *Modernizing Government:* The Administration continues to seek savings across government and employee health benefits to maintain high-quality at the lowest possible cost. The FY2022 budget expands on permit modernization efforts across departments to make government more accessible. It also increases capital spending by \$67 million to keep more of the State's buildings and institutions in a state of good repair.

### **Advancing our Affordability Agenda**

Governor Murphy is committed to making New Jersey a more affordable place to live for all its residents. Over the past three years, the Governor has made New Jersey a vastly better place for countless middle-class and working families. New Jersey is now on its third year of a \$15 per hour minimum wage phase-in, and property taxes have seen the lowest cumulative increase for any governor at this point in his term on record.

The FY2022 budget includes significant middle-class tax relief, as well as new investments in health care, child care, higher education, and housing.

### ***Lowering Costs for Seniors and the Middle Class***

- *Distributing Middle Class Tax Relief:* In FY2022, over 760,000 New Jersey families will receive an up to \$500 tax rebate due to the millionaires tax enacted by the Governor and the Legislature last fall. This budget also supports the expanded Veterans' Property Tax Deductions approved through last year's ballot measure.
- *Cutting Taxes for Working Families and Seniors:* Governor Murphy pushed for the creation of the Child and Dependent Care Credit (CDCC) in 2018. This budget makes the CDCC refundable and expands eligibility to families making up to \$150,000. These changes will more than double the number of eligible families and significantly increase the size of the credit for the lowest-income recipients. After expanding the Earned Income Tax Credit (EITC) from 35 to 40 percent of the federal credit, the Governor proposes making senior citizens without dependents eligible for the EITC this year.
- *Ensuring Access to Health Care:* By creating a State-Based Exchange and creating the NJ Health Plan Savings subsidies, New Jersey has made health care more accessible and affordable for hundreds of thousands of residents. This budget invests an additional \$25 million into these subsidies. This budget additionally provides new supports for both children and seniors. It

launches the Cover All Kids initiative, which will eventually cover the 88,000 children without health insurance in New Jersey. It also raises the income threshold by \$10,000 for the Pharmaceutical Assistance to the Aged and Disabled (PAAD) and Senior Gold programs, which will benefit over 20,000 seniors.

### ***Making College and Housing More Affordable***

- *Expanding Higher Education:* This budget re-proposes the Garden State Guarantee, which will increase our outcomes-based funding formula allocation by nearly \$50 million so that four-year public colleges and universities can complement our community colleges in providing two years of free tuition to students with annual household incomes of less than \$65,000. The budget also supports increased enrollment for Community College Opportunity Grants (CCOGs) and the Educational Opportunity Fund (EOF), so that more students can benefit from these successful programs.
- *Constructing Housing Opportunities:* The budget ensures that the Affordable Housing Trust Fund continues to help renters and homeowners, through current programs like the Small Projects Grant and new pilots to advance workforce rental housing and risk-sharing arrangements. The budget will also invest \$20 million into the Housing and Mortgage Finance Authority's Down Payment Assistance (DPA) program, which will help the Authority provide nearly 2,000 mortgages for first time homebuyers.

### **Investing in Our Future**

The Governor's budget proposes major new investments into pre-K through 12 education, infrastructure, and economic development. Some of these investments build on prior year initiatives that have shown clear results for New Jerseyans. Due to our public education investments, the largest number of school districts have kept school levies below two percent since 2014. Due to our NJ TRANSIT investments, for the fourth straight year, commuters will see no fare hike. The Governor also proposes new investments to ensure an equitable recovery. As the State rebuilds post-pandemic, these investments will be critical to keeping New Jersey the best state to raise a family.

### ***Leading on Public Education and Workforce Training***

- *Bolstering Pre-K through 12 Education:* This year, the Murphy Administration proposes spending \$624 million more on direct pre-K through 12 education aid than it did in FY2021, including investing \$25 million more into Extraordinary Special Education Aid and creating a \$50 million Stabilization Aid program. The Administration has increased direct pre-K through 12 spending by nearly \$1.5 billion since 2018. The Department of Education has approved over 6,500 preschool seats in over 100 new districts, with 1,800 more seats in 25 new districts expected in FY2022.
- *Strengthening our Workforce:* The proposed budget will continue to use the Workforce Development Partnership Fund to support programs like the New Jersey Apprenticeship Network. It will also help fund the new Pay It Forward Fund in partnership with the New Jersey CEO Council, and provide seed funding to implement Future of Work Task Force initiatives like Lifelong Learning Accounts and worker training stipends. The new Office of Climate Action and the Green Economy will also lead on addressing climate

## Building Back, Moving Forward

---

change, ensuring New Jersey's clean energy future, and transitioning to a green economy while prioritizing equity and environmental justice.

### ***Supercharging our Economic Recovery***

- *Reviving Small Businesses:* This budget includes \$100 million over two years for the Main Street Recovery Finance Program, which was created by the historic incentives legislation enacted in January. It also includes a nearly \$100 million economic development package that boosts grant programs in multiple departments and launches the EDA's Black and Latino Seed Fund to increase access to capital in underserved minority communities.
- *Highlighting our State's Assets:* The budget includes an additional \$20 million for the Department of State's Arts and Culture programs and an additional \$20 million for beach replenishment, so that New Jersey continues to be a compelling state to live in and visit.
- *Rebuilding our Infrastructure:* This budget makes significant investments in multiple types of infrastructure, including a \$200 million direct appropriation for the Offshore Wind Port and a \$200 million appropriation to replace borrowing for current Schools Development Authority (SDA) projects. The Governor is also creating a new Capital Maintenance and Emergent Needs Grants program at the SDA and continuing the Drinking Water and Clean Water Infrastructure Fund created last year.

### **Embracing New Jersey Values**

Governor Murphy has consistently said that we cannot have a stronger New Jersey without a fairer New Jersey. This budget doubles down on our commitments to our children, vulnerable populations, women's health, and criminal justice reform. The pandemic's unequal impacts on our society have made these financial supports more important than ever.

### **Protecting our Most Vulnerable**

- *Supporting Youth Mental Health:* The Governor proposes annualizing last year's rate increase to the Children's System of Care, so that the State pays \$108 million more than it did in FY2020. These funds are rebalancing out of home and in-community service rates for the first time in 15 years so that the State can better serve children with emotional and behavioral health care needs and maintain its portfolio of providers.
- *Providing Critical Services:* The budget includes \$86.1 million in increased provider payments to account for 2021 and 2022's phase-ins toward a \$15 minimum wage. In FY2021, the Governor dedicated \$94 million toward residential providers for individuals with intellectual and developmental disabilities so they could respond to increased pressures due to the coronavirus. In the first half of FY2022, the Governor will dedicate an additional \$57 million toward this effort.

### ***Expanding Opportunities***

- *Defending Women's Health:* This budget supports the new Reproductive Health Care Fund, which will cover costs for contraceptive, prenatal, labor, and delivery care for those currently unable to receive medical assistance. It also advances the First Lady's Nurture NJ initiative, both by expanding Medicaid coverage for 365 days post-partum and by creating a new pilot program to provide rental assistance for expecting mothers. Since 2018, the

Governor will have provided almost \$74 million toward Family Planning Services, after these programs were defunded in the prior administration.

- *Transforming Criminal Justice:* The Governor's budget continues New Jersey's leadership on ending mass incarceration and providing second chances to those with criminal records. This budget proposes new investments into our youth services commissions, correctional facilities, youth and adult workforce training programs, and re-entry programs. It also provides funding to end the prohibition on income assistance for those with drug convictions.



## The FY2022 Budget

### A Summary of the State Budget

The FY2022 budget presented by Governor Murphy recommends appropriations totaling \$44.83 billion.

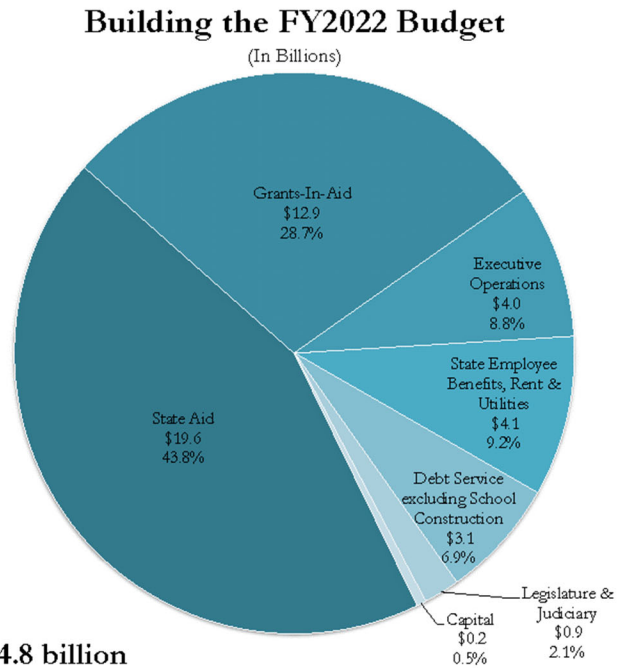
## FY2022 Budget

(In Millions)

|  | FY2021    | FY2022    | Change |        |
|--|-----------|-----------|--------|--------|
|  | Adjusted  |           | Budget | \$     |
|  | Approp.   | Budget    | \$     | %      |
| <b>Opening Surplus (Undesignated)</b>          | \$ 2,158  | \$ 4,920  |        |        |
| Open Space Reserve                             | 97        | 43        |        |        |
| Surplus Revenue Fund                           | 7         | 1,422     |        |        |
| Revenues                                       |           |           |        |        |
| Income   | \$ 15,279 | \$ 16,257 | 978    | 6.4    |
| Sales  | 10,623    | 10,910    | 287    | 2.7    |
| Corporation                                    | 3,439     | 3,721     | 282    | 8.2    |
| Business Alternative Income Tax                | 1,919     | 1,300     | (619)  | (32.3) |
| Other  | 8,649     | 8,673     | 24     | 0.3    |
| <b>Total Revenues</b>                          | \$ 39,909 | \$ 40,861 | 952    | 2.4    |
| Borrowing                                      | 4,288     | -         |        |        |
| Lapses   | 1,141     | -         |        |        |
| <b>Total Resources</b>                         | \$ 47,600 | \$ 47,246 |        |        |
| Appropriations                                 |           |           |        |        |
| Original                                       | \$ 40,343 | \$ 44,833 |        |        |
| Supplemental                                   | 872       | -         |        |        |
| <b>Total Appropriations</b>                    | \$ 41,215 | \$ 44,833 | 3,618  | 8.8    |
| Ending Open Space Reserve                      | (43)      | (220)     |        |        |
| Ending Surplus Revenue Fund Balance            | (1,422)   | -         |        |        |
| <b>Projected Ending Surplus (Undesignated)</b> | \$ 4,920  | \$ 2,193  |        |        |

# The FY2022 Budget

- Nearly half of the State budget will be distributed as property tax relief through school aid to districts, or municipal aid payments to towns and cities across New Jersey. Appropriations of this type are referred to in the budget as State Aid, and total \$19.6 billion.
- Over half of the remaining budget, or 28.7 percent of the total, is used by State government to purchase services that directly benefit residents in need. These services, which include health care coverage for low-income residents and community-based support for those with disabilities, are categorized as Grants-In-Aid and total \$12.9 billion.
- Debt Service (excluding school construction, which is a form of State Aid) will be \$3.1 billion, approximately seven percent of the budget.
- Executive Operations, which represents the various direct costs of running State government, is \$4.0 billion, or 8.8 percent of the total FY2022 budget.



**Executive Operations:** includes adult prison and juvenile facilities, State Police and law enforcement, children and families, human services and mental health institutions, and veterans' homes.

**Grants-In-Aid:** includes property tax relief programs, NJ FamilyCare, PAAD, nursing home and long-term services and supports, and support for higher education.

**State Aid:** includes education aid programs, school construction debt, municipal aid, general assistance, and aid to county colleges.

The revenues that will support the FY2022 budget are anticipated to be \$40.86 billion. These estimates represent growth of 2.4 percent, or close to \$1 billion, over revised FY2021 figures.

## Pension and Benefits Systems

### Pensions

In FY2022, the Governor proposes making the first full pension contribution since FY1996. The recommended contribution, including contributions from the State lottery, totals approximately \$6.39 billion and meets 100 percent of the Actuarially Determined Contribution (ADC).

Governor Murphy is proud to have kept his word to the hundreds of thousands of retirees who depend on their pensions. The combined

## Governor Murphy Provides Unprecedented Support to the Pension Systems

(In Thousands)

| Governor    | Defined Benefit Pension Contribution |
|-------------|--------------------------------------|
| Whitman     | \$ 963,934                           |
| DiFrancesco | 563                                  |
| McGreevey   | 101,424                              |
| Codey       | 165,026                              |
| Corzine     | 2,175,596                            |
| Christie    | 8,758,628 *                          |
| Murphy      | 18,185,891 *                         |

\*Includes approximately \$1 billion in annual Lottery Enterprise contributions starting in FY2018

pension contributions by the Murphy Administration in four years will approximately total an unprecedented \$18 billion. This is \$9.4 billion more than the prior Governor contributed over two terms and approximately \$1.6 billion more than the FY2021 contribution.

By making the full contribution ahead of schedule, Governor Murphy will significantly reduce the State's long term obligation and demonstrate to residents and investors that New Jersey is serious about meeting its financial obligations.

**Health Benefits**

Despite significant challenges, the Administration has continued its successful efforts to preserve the highest quality of care at the lowest possible cost. The pandemic has introduced new challenges due to the increased costs of COVID-19 treatment and testing and the negative impact of delayed care. In FY2022, the Governor proposes an appropriation of \$3.16 billion, which is nearly the same as that in FY2019 despite an increase of over 15,000 more lives covered. This achievement has been accomplished through collaboration with stakeholders, initiatives aimed at preventing excessive billing, and greater oversight from our vendors. It also contrasts with a national annual trend of five percent increases for health care costs.

The Administration is pleased to collaborate with its partners in labor and the Legislature to control costs. In July, Governor Murphy signed Chapter 44, which created a new plan to decrease costs and generate savings for members as well as the State and local governments.

**\$830 Million in Employee Health Care Savings During the Murphy Administration**

A look at actual health care costs vs. what they would have been were it not for the concerted effort to produce savings



## The FY2022 Budget

---

In FY2022, the Administration will continue to assess how to improve quality and value while generating savings. It will leverage value-based and alternative payment models to improve the quality and efficiency of care. Two strategies include bundled payment programs and reference-based pricing.

Bundled payment programs, delivered through a Centers of Excellence approach, encourage care coordination and efficiency through a single payment that encompasses all physician and facility services. Increasing access to the highest quality procedures, surgical services, or courses of treatment will result in better health outcomes and member satisfaction with fewer complications.

Similarly, reference-based pricing a limited and select group of services can reduce costs and price variations without impacting services.

### ***Savings Initiatives***

In addition to the above health benefits reforms, the budget includes approximately \$250 million in departmental savings, and one-time reductions of approximately \$700 million due to the availability of federal resources in FY2022. The Administration was pleased to work with its partners in the Legislature to enact P.L.2021, c.4, which reforms the State procurement process to permit reverse auctions for the procurement of goods and services outside of contracts for covered health care services. The Administration is also supportive of current legislation that will apply a risk reduction model to prescription drug services under the Medicaid program.

In FY2022, Medicaid will take steps to develop and deploy new ways of paying for primary care for Medicaid beneficiaries, including payments to providers who agree to serve as a medical home for their patients.

### ***Capital Investments***

To start addressing necessary repairs across state facilities and institutions, the Commission on Capital Budgeting and Planning recommended the Murphy Administration's proposal to increase funds by \$67 million in FY2022. The State would only be able to support ten projects with the traditional capital expenditure but will be able to support over 30 more projects with this increased appropriation.

Much of this spending will support critical improvements like fire safety and roof replacements in sites that include our psychiatric hospitals, correctional facilities, and developmental centers.

## **Pre-K to 12 Education**

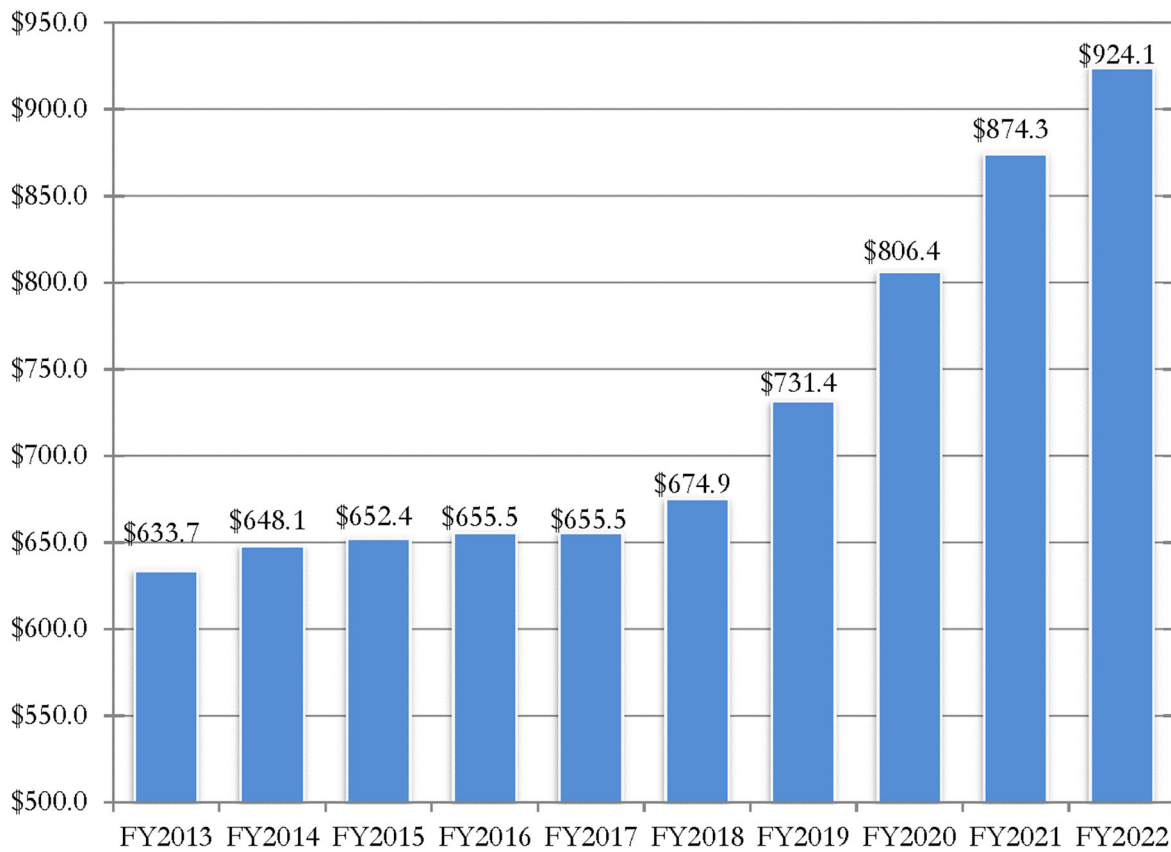
The Fiscal Year 2022 budget provides \$18.1 billion in funding for pre-K to 12 education (including \$852.2 million from the Lottery Enterprise Contribution Act), an increase of \$1.740 billion over the previous year. This includes an increase in direct payments for education for pension and health benefits payments, representing the highest amount of School Aid funding provided in New Jersey history.

**Pre-K**

The Governor’s Budget continues efforts to expand pre-K education. Since 2018, Governor Murphy has invested an additional \$243.6 million to support high-quality preschool education. In FY2022, the Governor proposes \$50 million in new spending, and \$26 million of that amount will be used to assist approximately 30 new districts that are ready to launch programs. The State’s investment in the first three years of the Governor’s first term helped make early education accessible for almost 6,600 more three and four-year olds in over 100 districts.

## History of Preschool Aid

(In Millions)



FY2020 Preschool Education Aid included \$5 million for preschool wrap-around care. This program has been shifted to a standalone appropriation starting in FY2021.

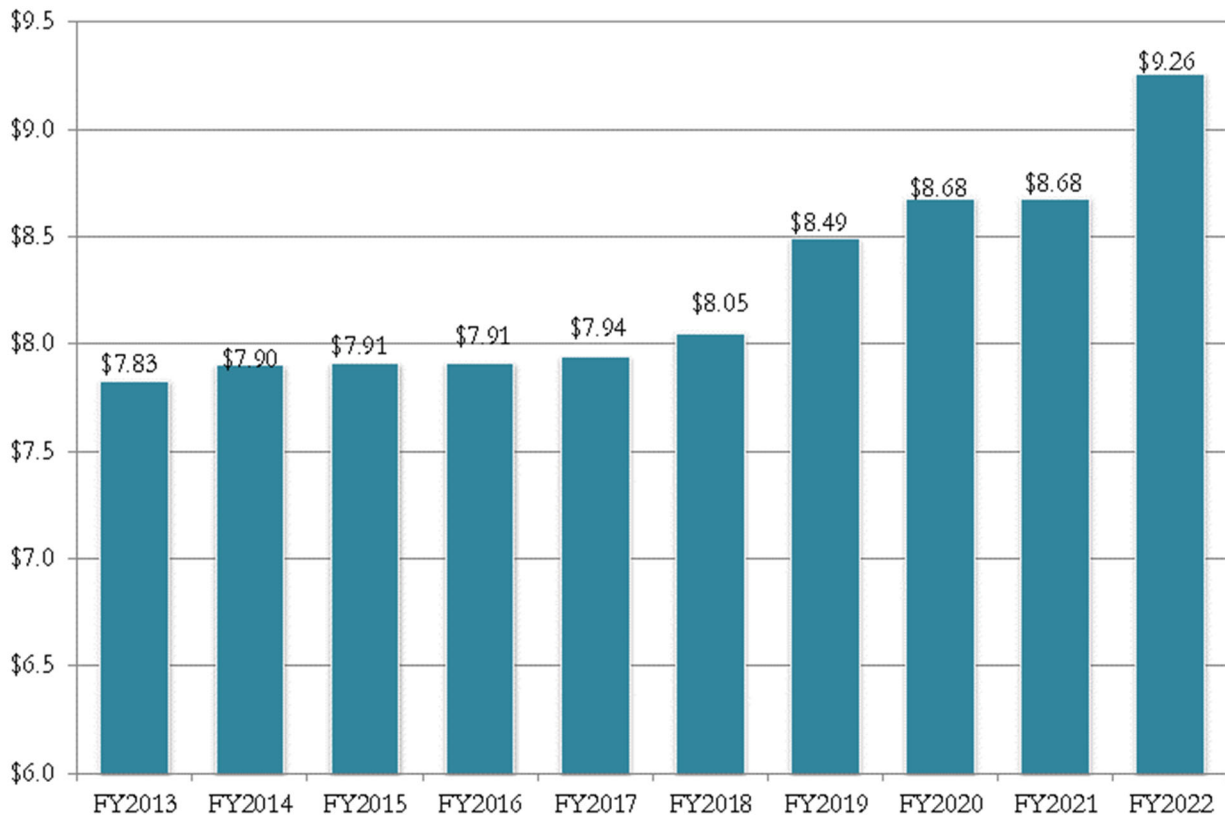
FY2013 through FY2020 represents the amount that was expended.

■ Preschool Education Aid

## Formula Aid

This budget represents year four of a seven-year plan designed in partnership with the Legislature and contains a year-over-year increase of over \$578.1 million, including reallocations of aid from overfunded districts to underfunded districts. This sizable increase demonstrates the Governor’s commitment to keeping New Jersey on a path toward fully funding the statutory school funding formula.

## History of Formula Aid (In Billions)



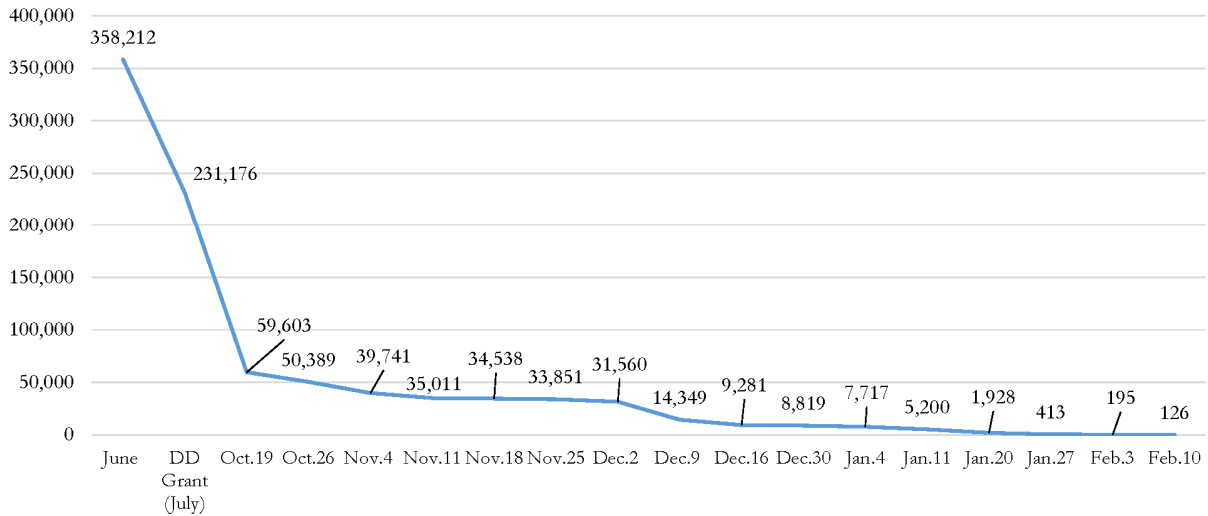
Amounts include Equalization Aid, Adjustment Aid, Educational Adequacy Aid, School Choice Aid, Security Aid, Special Education Categorical Aid, Transportation Aid and, starting in FY2020, Vocational Expansion Stabilization Aid.

FY2013 through FY2020 represents the amount that was expended.

## Coronavirus Response

The Murphy Administration has provided substantial support to school districts throughout the pandemic. This includes allocating \$100 million of Coronavirus Relief Fund (CRF) dollars for school safety and re-opening and \$60 million of federal funds to close the digital divide. As of the GBM, the State has essentially closed the digital divide, providing technological access to over 230,000 students statewide.

**Digital Divide Progress**  
**Students Identified in Need of a Device or Connectivity**



The State has also provided nearly \$30 million in Elementary and Secondary School Emergency Relief (ESSER I) state set-aside funds to assist school communities with their on-going response to the pandemic. As part of its ESSER II program, the State will provide nearly \$120 million in set-aside funds to provide learning acceleration and mental health grants to public schools as well as other academic supports and funding to assist non-Title I school districts, special services school districts, educational service commissions, and jointure commissions with their emergent pandemic needs. The Department of Education will also hire full-time employees to address longer-term learning loss and mental health issues.

This month, the State opted into the federal Emergency Assistance for Non-Public Schools (EANS) program, which taps into more than \$68 million to support COVID-19 related needs of New Jersey’s non-public elementary and secondary education schools.

*Additional Supports*

The Governor’s budget includes \$50 million for Stabilization Aid, which will help districts that are implementing plans to adjust to new funding levels as determined by the school funding reform legislation that the Governor worked with the Legislature to enact in 2018. It also makes a new \$25 million investment into Extraordinary Special Education Aid. This third consecutive year of growth will provide additional budgetary relief for over 500 school districts.

*School Facilities*

To ensure that schools statewide remain safe and welcoming places to learn, the Governor proposes directing \$75 million into the Schools Development Authority’s (SDA) capital maintenance and emergent needs grants program. These grants help school districts undertake emergent facility and system repairs, such as replacing boilers, electrical systems, and roofs.

The FY2022 budget also includes a \$200 million General Fund appropriation for the SDA to reduce the State’s planned debt issuance. This appropriation will go toward current projects, and may allow the State to issue debt for the SDA for one year beyond what was expected.

## Higher Education

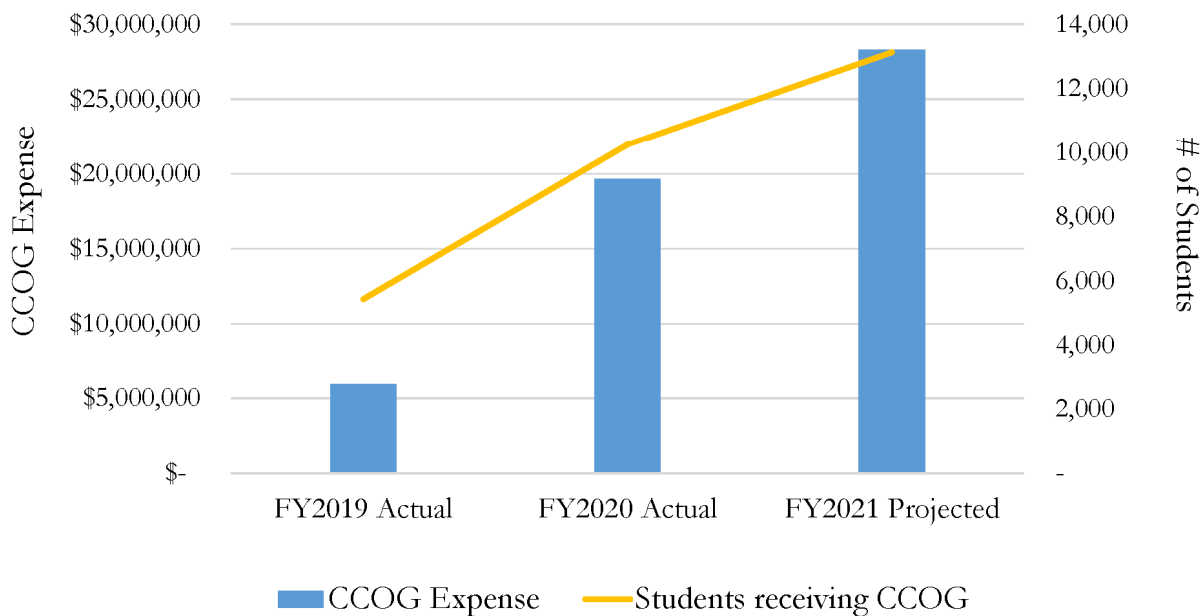
The Governor’s budget provides a total of almost \$2.6 billion (including \$131.2 million from the Lottery Enterprise Contribution Act) towards direct support of higher education institutions and for programs that provide financial assistance to students.

The pandemic has been especially difficult for institutions of higher education. The State used the entire first round of the federal Governor’s Emergency Education Relief Fund (GEER) entirely to support institutions of higher education and dedicated over \$225 million of the Coronavirus Relief Fund to students and institutions managing economic hardship. The State will use the second round of GEER, totaling nearly \$30 million, to provide competitive grants to ensure student success and address student food insecurity.

The Office of the Secretary of Higher Education (OSHE) has continued to advance initiatives related to the state plan for higher education and is increasingly responsible for enhanced oversight of colleges and universities. In October, the Administration appointed the State’s first student loan ombudsperson in the Division of Banking and Insurance (DOBI) to assist student loan borrowers and help resolve disputes with student loan servicers.

The State will soon codify the Community College Opportunity Grant. The Governor created the program in his first budget, and enrollment has increased by over 140 percent since Spring 2019. For the first time in 13 years, the Governor also proposes increasing county college operating aid by \$5 million. The New Jersey Council of Colleges will work with OSHE to ensure that new funds advance the Administration’s student success and equity priorities.

### CCOG by Academic Year



The Governor is proposing the Garden State Guarantee initiative, which will add a total of \$50 million to the outcomes-based funding formula and implementation needs so that four-year public colleges and universities can complement our State’s community colleges in providing two years of free tuition to students whose annual household income is less than \$65,000.

The budget also continues funding for the Tuition Aid Grants (TAG) program to ensure access to needed financial assistance to over 67,700 students who qualify. The Governor proposes increasing the Educational Opportunity Fund (EOF) for the fourth consecutive year of his term. In FY2022, an increase of almost \$2.8 million will cover an additional 2,147 undergraduates in their fall and spring semesters. For the first time in the 53 year history of the EOF program, with this investment New Jersey will fully fund the identifiable undergraduate student capacity needs for the academic year.

## Educational Opportunity Fund Programs

(In Thousands)

|  | FY2019          | FY2020          | FY2021          | FY2022          |
|--|-----------------|-----------------|-----------------|-----------------|
| <b>Appropriation</b>                   |                 |                 |                 |                 |
| Opportunity Grants                     | \$30,554        | \$31,679        | \$32,679        | \$34,329        |
| Supplementary Education Program Grants | \$14,768        | \$15,893        | \$16,393        | \$17,509        |
| <b>Total Appropriation</b>             | <b>\$45,322</b> | <b>\$47,572</b> | <b>\$49,072</b> | <b>\$51,838</b> |
| <br>                                   |                 |                 |                 |                 |
| <b>Opportunity Grants Recipients</b>   |                 |                 |                 |                 |
| Academic Year - Undergraduate          | 13,247          | 13,605          | 14,050          | 16,087          |
| Graduate Program                       | 252             | 283             | 302             | 302             |
| Summer Program                         | 4,565           | 4,679           | 4,780           | 4,830           |
| Winter Program                         | 622             | 673             | 700             | 760             |
| <b>Total Opportunity Grants</b>        | <b>18,686</b>   | <b>19,240</b>   | <b>19,832</b>   | <b>21,979</b>   |

### Property Tax Relief and Community Affairs

Almost half of the FY2022 budget recommendation, or nearly \$21.2 billion, is allocated to direct and indirect property tax relief programs. These programs include school aid, municipal aid, and direct property tax relief to residents.

## Funding for Property Tax Relief

### 9.6% Increase

(In Millions)

| <u>Programs</u>                  | FY2021             | FY2022             | Change         |            |
|----------------------------------|--------------------|--------------------|----------------|------------|
|                                  | Adjusted           |                    | Budget         | \$         |
|                                  | Approp.            |                    |                |            |
| School Aid                       | \$ 15,502.4        | \$ 17,232.4        | 1,730.0        | 11.2       |
| Municipal Aid                    | 1,590.7            | 1,590.7            | -              | -          |
| Other Local Aid                  | 1,019.3            | 1,096.0            | 76.7           | 7.5        |
| Direct Property Taxpayer Relief  | 1,194.6            | 1,248.3            | 53.7           | 4.5        |
| <b>Total Property Tax Relief</b> | <b>\$ 19,307.0</b> | <b>\$ 21,167.4</b> | <b>1,860.4</b> | <b>9.6</b> |

FY2021 and FY2022 School Aid amounts exclude \$842.5 million and \$852.2 million, respectively, in pension contributions funded from the Lottery Enterprise Contribution Act.

Property taxes have increased by just 4.9 percent since Governor Murphy took office, the lowest cumulative increase for any governor at this point in one term since average property taxes have been measured. The Murphy Administration has seen three of the six lowest year-over-year increases in property taxes over the past two decades.

## Cumulative 3-Year Increase in Average Property Taxes

| <u>Years</u> | <u>Governor</u> | <u>Increase</u> |
|--------------|-----------------|-----------------|
| 2001-2004    | McGreevey       | 20.5%           |
| 2004-2006    | Codey           | 14.8%           |
| 2005-2008    | Corzine         | 17.0%           |
| 2009-2012    | Christie        | 8.3%            |
| 2017-2020    | Murphy          | 4.9%            |

As part of overall property tax relief funding included in the budget, there are several programs that provide property tax deductions and credits directly to homeowners. These include the Homestead Benefit Program and the Senior and Disabled Citizens' Property Tax Freeze program.

## Direct Property Taxpayer Relief Programs

(In Millions)

|   | FY2021                   | FY2022                   | Change             |                   |   |
|---|--------------------------|--------------------------|--------------------|-------------------|---|
|   | Adjusted<br>Approp.      |                          | Budget             | \$                | % |
| Property Tax Deduction Act                            | \$ 652.2                 | \$ 709.9                 | 57.7               | 8.8               |   |
| Senior and Disabled Citizens' Property Tax Freeze     | 219.7                    | 219.7                    | 0.0                | -                 | * |
| Homestead Benefit Program                             | 275.0                    | 260.0                    | -15.0              | (5.5)             | * |
| Veterans' Property Tax Deductions                     | 39.9                     | 51.5                     | 11.6               | 29.1              | * |
| Senior and Disabled Citizens' Property Tax Deductions | 7.8                      | 7.2                      | -0.6               | (7.7)             | * |
| <b>Total Property Taxpayer Relief Programs</b>        | <b><u>\$ 1,194.6</u></b> | <b><u>\$ 1,248.3</u></b> | <b><u>53.7</u></b> | <b><u>4.5</u></b> |   |

\* FY2022 continues these programs unaltered, except for the expanded eligibility for the Veterans' Property Tax Deductions program.

### ***Municipal Aid***

The Murphy Administration has been a strong partner in helping local governments weather the public health emergency. In late August, Governor Murphy signed legislation so local governments could issue Coronavirus Relief Bonds, providing them with the flexibility to continue providing essential services. The Administration used the Coronavirus Relief Fund (CRF) to cover the Federal Emergency Management Agency (FEMA) cost share of counties who did not receive their own federal aid and to assist with their testing costs. It also created the Local Government Emergency Fund, which allocated \$60 million for nearly 200 local governments facing increased costs providing public services.

## Municipal Aid

(In Millions)

|   | FY2021<br>Adjusted<br>Approp. | FY2022<br>Budget | Change   |          |
|---|-------------------------------|------------------|----------|----------|
|   |                               |                  | \$       | %        |
| Consolidated Municipal Property Tax Relief Aid (CMPTRA) / Energy Tax Receipts     | \$ 1,435.2                    | \$ 1,437.0       | 1.8      | 0.1      |
| Transitional Aid to Localities  | 124.6                         | 122.8            | (1.8)    | (1.4)    |
| Trenton Capital City Aid  | 10.0                          | 10.0             | -        | -        |
| Shared Services and School District Consolidation Study and Implementation Grants | 10.0                          | 10.0             | -        | -        |
| Open Space Payments In Lieu of Taxes (PILOT)                                      | 6.5                           | 6.5              | -        | -        |
| Highlands Protection Fund Aid   | 4.4                           | 4.4              | -        | -        |
| <b>Total Municipal Aid</b>  | <b>\$1,590.7</b>              | <b>\$1,590.7</b> | <b>-</b> | <b>-</b> |

The Local Assistance Bureau (LAB), which DCA created in 2018 to re-balance its local government oversight, has now undertaken nearly 100 on-site project-based engagements; issued over two dozen guidance documents; and provided courses on economic development, budgeting, and ethics and compliance for governing bodies across the state.

### ***Shared Services***

The Murphy Administration and the Governor’s Shared Service Czars have remained committed to advancing shared services throughout the pandemic. Local Government Services (LGS) created the Local Efficiency Achievement Program (LEAP) in 2020. The division seeded six shared service coordinator positions and funded nearly two dozen projects with \$1.5 million. Across FY2021 and FY2022, LGS will spend up to \$20 million on LEAP grants. In FY2022, the Governor’s budget includes a new \$10 million fund in the Department of Education for Regional School District Consolidation Grants.

### ***Rental Assistance and Affordable Housing***

#### *Rental and Utilities Assistance*

The novel coronavirus has exacerbated the nation’s affordable housing crisis, and the Murphy Administration has worked to provide short- and long-term assistance. In May, Governor Murphy and Lieutenant Governor Oliver announced the COVID-19 Emergency Rental Assistance Program (CVERAP). As of mid-February, CVERAP had officially approved rental payments for approximately 15,080 households representing \$91.3 million in Coronavirus Relief Fund monies.

The Murphy Administration also used its CRF dollars to set up two other rental assistance programs: The COVID-19 Housing Assistance Program in the Department of Human Services has provided \$10.5 million to over 1,600 residents to date, and the Housing Mortgage and Finance Agency’s (HMFA) Small Landlord Assistance Program has provided 885 applicants with \$4.65 million in grants to assist with back rent and operating costs for more than 1,400 rental units.

The Administration will soon release its plan for spending its over \$350 million share of the new federal Emergency Rental Assistance Program, which will help renters avoid eviction by paying off rent arrears and assisting with rent payments going forward.

To help address the increase in residents falling behind on utilities payments, DCA is currently distributing \$15 million of Coronavirus Relief Fund dollars to Universal Service Fund (USF) and Low Income Home Energy Assistance Program (LIHEAP) participants with arrearages to decrease their utility obligations. DCA is also distributing over \$25 million in additional LIHEAP funds received from the federal stimulus bills.

### *Affordable Housing*

Governor Murphy ended the previous administration's complete diversion of the Affordable Housing Trust Fund (AHTF), devoting those funds exclusively to support housing affordability.

In December, DCA announced its first awards to assist small-scale housing developments to develop nearly 100 affordable homeownership and rental units statewide. In FY2022, the Administration will use the AHTF to maintain funding for the small project grant program and to provide gap financing through HMFA to produce more multifamily and mixed income projects.

The Administration will also invest \$20 million of AHTF carry-forward into HMFA's Down Payment Assistance program, replacing expiring federal funds, to help nearly 2,000 moderate-income families and essential workers across the state afford to buy a first home.

DCA will dedicate \$5 million from the AHTF to streamline housing permitting and construction review processes at the state and municipal level to spur additional housing supply.

## **Economic Growth**

### *Coronavirus Response*

Governor Murphy has led on providing small businesses critical assistance as they face unprecedented challenges during the pandemic. The Economic Development Authority (EDA) responded quickly to this pressing need last March with a suite of new grant and lending programs.

Since then, the EDA has provided more than \$224 million in COVID-19 relief to nearly 55,000 small businesses. The State has directed nearly \$200 million of the Coronavirus Relief Fund into EDA's Small Business Emergency Assistance Grant program, and its Personal Protective Equipment (PPE) Access program has approved over \$5.5 million in PPE discounts for nearly 9,000 businesses since last fall.

The Murphy Administration also developed a suite of Main Street/Commercial Corridors programs through DCA and the New Jersey Redevelopment Authority (NJRA). The Governor has allocated over \$12 million to help Main Street New Jersey, the Neighborhood Preservation Program, and Neighborhood Revitalization Tax Credit recipients, and the NJRA created a \$15.5 million Small Business Lease Emergency Assistance Grant program that has helped over 1,000 small businesses and commercial property owners weather the pandemic to date.

## The FY2022 Budget

---

### *Business and Community Resources*

In January Governor Murphy signed the New Jersey Economic Recovery Act (ERA) of 2020, which will aid small businesses and propel New Jersey's economic recovery and growth for much of the next decade. The ERA creates nine new programs, including the game-changing Innovation Evergreen Fund, and updates seven others. Because of the ERA, the Governor's budget appropriates \$50 million in both FY2021 and FY2022 for the Main Street Recovery Finance Program, which will provide grants, loans, loan guarantees, and technical assistance to small and micro-businesses.

The FY2022 budget also includes a new multi-departmental Economic Growth initiative that will boost economic recovery in our communities, provide access to capital for minority-owned businesses, and help government support sustainable economic growth. This nearly \$100 million initiative includes:

- \$25 million for EDA's lending programs such as Premier Lender and Microbusinesses;
- \$20 million for the NJRA's Urban Site Acquisition Fund and Redevelopment Investment Fund, the first State investment in the NJRA since 2002;
- \$15 million for Permit Modernization across State departments and for local governments;
- \$13.5 million for the Department of Transportation's Local Aid and Economic Development Grants, including the Transit Village, Safe Streets to Transit, and Bikeways programs;
- \$10 million for EDA's Black and Latino Seed Fund initiative;
- \$6.5 million for DCA's Neighborhood Preservation Program and Main Street New Jersey, allowing each to expand to significantly more communities;
- \$5 million for the Department of State's Business Marketing Initiative;
- \$3.2 million for the Commission on Science, Innovation and Technology;
- \$1 million for EDA's NJ Ignite; and
- \$500,000 for the Small Business Bonding Readiness Assistance Program

EDA will also continue to strengthen programs that Governor Murphy has supported. The Angel Investor Tax Credit—which the ERA expands—saw record application levels in 2020, and applicants hit the current legislative cap of \$25 million for the first time in program history. The Film and Digital Media Tax Credit, which the ERA also expands, has supported nearly 30 projects with almost \$100 million in credits since 2018.

### *Public Bank*

The FY2022 budget will continue to advance the Governor's mission to create a public bank for New Jersey, which the Public Bank Implementation Board has been working on since late 2019. The State's authorities will pursue two pilot programs to test concepts and impact as part of previously-mentioned efforts: a Loan Loss Reserve Pilot as part of EDA's small business and lending programs and a Multifamily Mortgage Risk-Share Pilot to support financing for priority projects at HMFA. The Board will continue its efforts and will now have State funds for research projects and business plan development.

## Labor and Workforce Development

### *Unemployment Assistance*

Since March the Department of Labor and Workforce Development (DOL) has been at the forefront of mitigating the impacts of the pandemic on New Jersey's workforce. DOL received an unprecedented two million initial unemployment claims since March 2020, and has now distributed nearly \$23 billion of pandemic-related jobless relief benefits to New Jersey workers.

To ensure that residents can receive their benefits, Governor Murphy proposes doubling the "Unemployment Processing Modernization and Improvements" appropriation. These funds will expand on the department's current work to upgrade the claims processing system, improve claimant communications, and continue a project with the United States Digital Service (USDS) to develop cloud-based real time analytics services.

DOL is also utilizing CRF funds to implement Governor Murphy's actions to protect workers during the pandemic, particularly Executive Order 192 that set basic worker protection standards across all industries, created a mechanism for reporting violations and enforcing the standards, and launched a worker training program in partnership with Rutgers and community-based organizations.

### *Workforce Development*

DOL will again allocate over \$22 million from the Workforce Development Partnership Fund (WDPF) to help residents pursue employment and build new skills. The WDPF will continue to fund Murphy Administration initiatives like the New Jersey Apprenticeship Network and New Jersey Career Network, and it will support new initiatives for recent immigrants and youth and adults recently involved with the criminal justice system.

Since Governor Murphy took office, there has been a 64 percent increase in apprenticeship programs. New Jersey now has nearly 9,000 apprentices in over 1,000 programs—a seven-year high for both figures.

The budget and the WDPF also provide nearly \$6 million for the Pay It Forward Fund, a unique public-private funding mechanism that will support low-income and underserved individuals with workforce training and wrap-around services in exchange for repayment once they secure higher-wage jobs. New Jersey will be the first state to dedicate public resources to this type of fund, which is also being supported with funding from the New Jersey CEO Council, an informal coalition of CEOs from some of the state's largest companies.

The budget includes implementation support for priorities of the Future of Work Task Force, which is chaired by the State's Chief Innovation Officer. This \$10 million appropriation will support a pilot for Lifelong Learning Accounts, a savings account that helps pay for education and training expenses, and worker training grants.

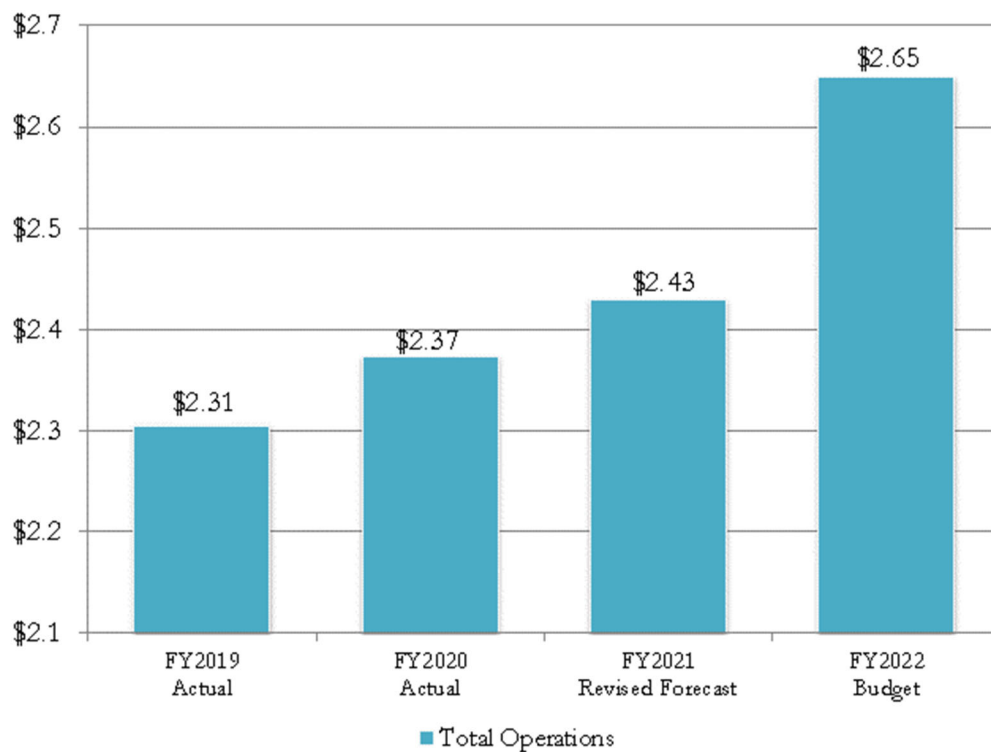
## Transportation

### *NJ TRANSIT*

In FY2022, NJ TRANSIT is projected to spend \$2.65 billion, or nine percent over the FY2021 revised forecast and 15 percent over FY2019. The pandemic has been devastating for mass transit. NJ TRANSIT's train ridership declined by approximately 75 percent, and bus ridership declined by approximately 50 percent. As the agency recovers, Governor Murphy is committing to a fourth consecutive year with no fare hike.

## NJ TRANSIT Operations

(In Billions)



The agency has received over \$2 billion in critical support from the State's congressional delegation while advancing major long-term projects. In June 2020, NJ TRANSIT released its first ever 10-year strategic plan, as well as a 5-year capital plan. Both documents had been identified as key steps in advancing long term goals and projects for the organization.

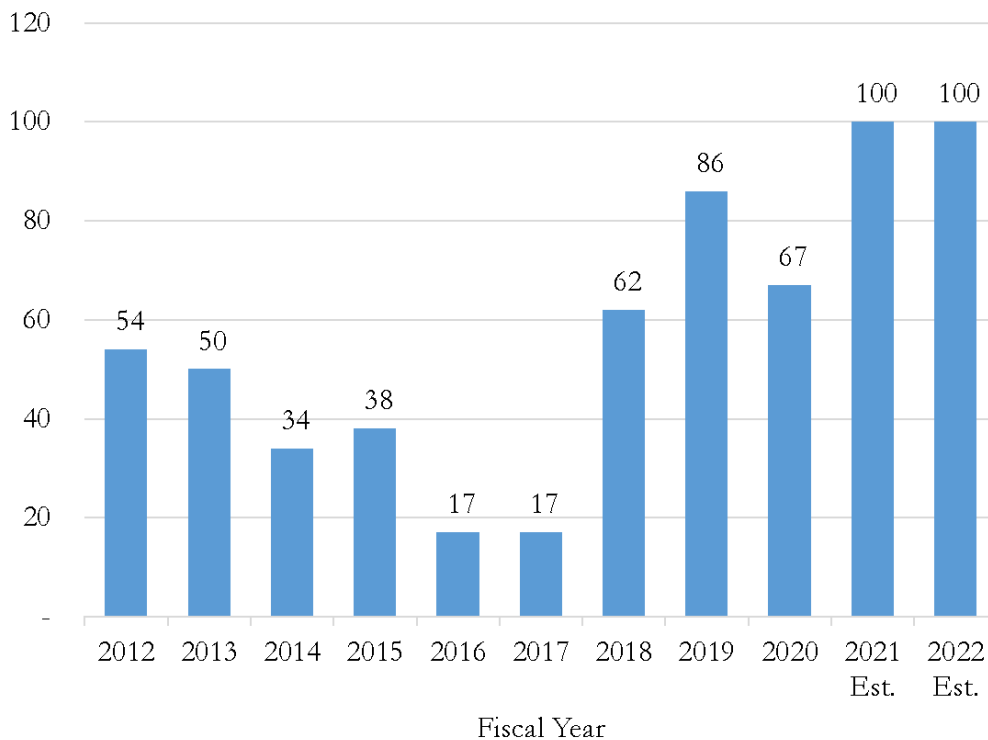
In December 2020, NJ TRANSIT met the federal Positive Train Control system deadline accelerating years of work into three years after nearly a decade of neglect from the previous administration.

NJ TRANSIT will be able to reduce its capital-to-operating transfer in FY2022 by nearly \$100 million to the lowest it has been in over 15 years. These freed-up funds will help advance critical infrastructure projects statewide. Over the past year, NJ TRANSIT advanced some major capital projects, including the \$600 million Raritan River Bridge Replacement Project and the Portal North

Bridge Project. In January 2021, NJ TRANSIT and the Federal Transit Administration (FTA) signed a Full Funding Grant Agreement for Portal. This \$1.8 billion project will be a critical early step in advancing the slate of projects included within the Gateway Program.

NJ TRANSIT will continue to train locomotive engineers in FY2022 to improve safety and reliability. This year, the agency will finally have a full complement of over 390 engineers. Over the past three years, NJ TRANSIT has initiated 11 locomotive engineer training classes, compared to just ten classes in the previous seven years combined.

## Engineer Trainees Hired



### ***Transportation Capital Program***

Governor Murphy’s FY2022 budget appropriates \$2 billion for the State Transportation Capital Program. The budget includes \$1.24 billion for crucial investments in State and local highway and bridge projects, and another \$760 million for NJ TRANSIT capital projects. Governor Murphy will also continue to support the program with \$883 million of pay-as-you-go funding, which significantly reduces the Transportation Trust Fund Authority’s historical reliance on debt.

Since 2018, NJDOT has invested over \$5.7 billion to support maintaining our local, county, and state highways in a state of good repair.

### ***Motor Vehicle Commission***

Since 2018, the Motor Vehicle Commission (MVC) has made significant strides in updating its systems and shifting thirty transactions online for customer convenience, including license renewals and replacements. Because of these efforts, fewer than ten percent of registration renewals are now done in person.

In FY2022, the Administration will continue to invest in MVC, and the Commission will use \$6.5 million to streamline operations for new drivers, create a case management system to streamline internal operations, and automate the annual business license process.

Starting in May, the MVC will begin issuing standard New Jersey licenses without regard to immigration status.

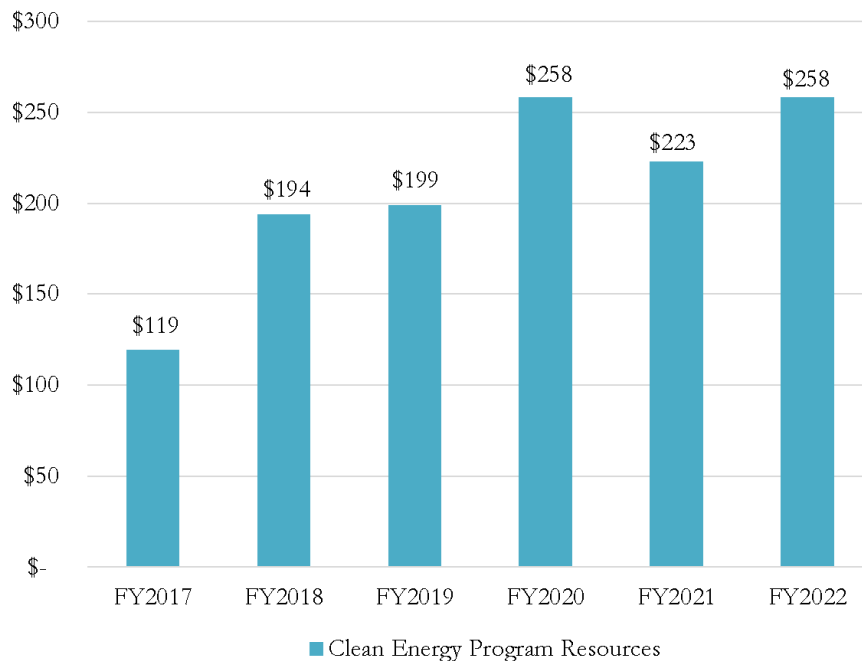
## Energy and Environment

### *Clean Energy*

In FY2022, the Clean Energy Program will have \$258 million to use to support programming, compared to an average of \$177 million under the Christie Administration.

## FY2017 - FY2022 Clean Energy Program Resources

(In Millions)



In June 2020, the BPU approved a comprehensive energy efficiency program, targeting energy reductions with a focus on workforce development and job creation. To ensure equity in all the clean energy work across the agency, BPU created the Office of Clean Energy Equity.

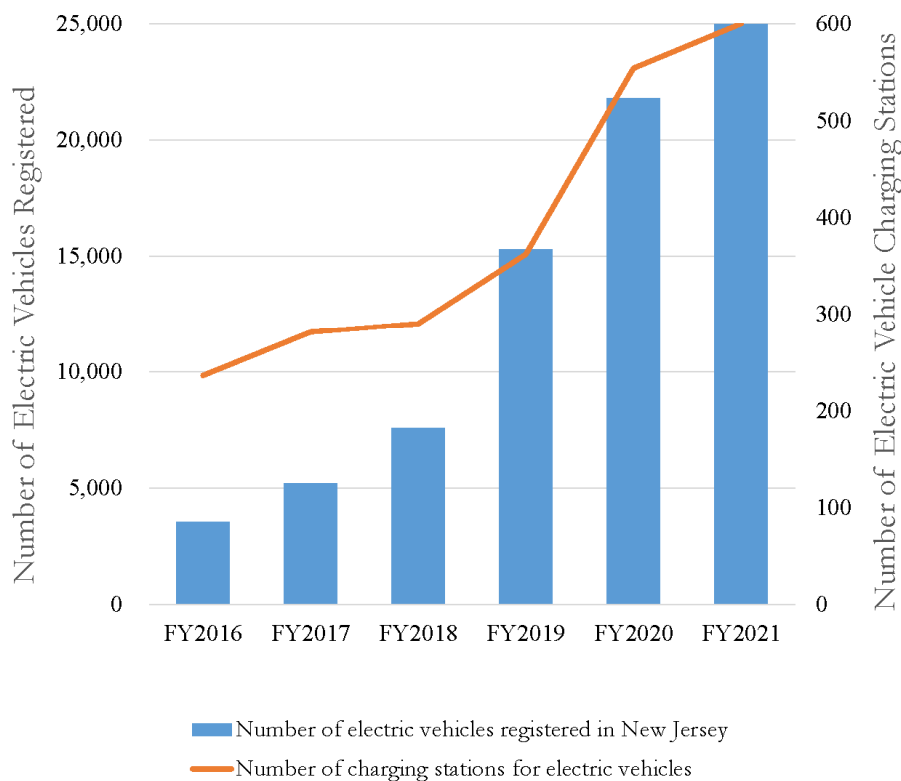
Last summer, the Governor also announced the New Jersey Wind Port, the United States' first purpose-built offshore wind port. At full build-out, the New Jersey Wind Port will support up to 1,500 manufacturing, assembly, and operation jobs. Although this project will be supported through multiple funding sources, the FY2022 budget includes a \$200 million General Fund appropriation

for the Wind Port to reduce the State’s debt issuance and provide early capital before the Wind Port generates sufficient revenue on its own.

This year NJ committed to spending over \$100 million of proceeds from the State’s participation in the Regional Greenhouse Gas Initiative and the Volkswagen Mitigation Fund to fund clean electrification projects in the state. These projects are primarily focused on medium and heavy duty electric vehicles, especially in environmental justice communities. Using a portion of the RGGI funds, EDA created the New Jersey Zero Emission Incentive Program (NJ ZIP) program to provide incentives for businesses in Newark and Camden to purchase electric trucks.

The light duty electric vehicle incentive program, created in January 2020 and administered by the BPU, awarded \$30 million in rebates and incentivized more than 5,000 electric vehicles. The Administration continues to make progress on its goal of 330,000 registered light-duty electric vehicles by 2025.

### Green and Clean Energy - Electric Vehicles

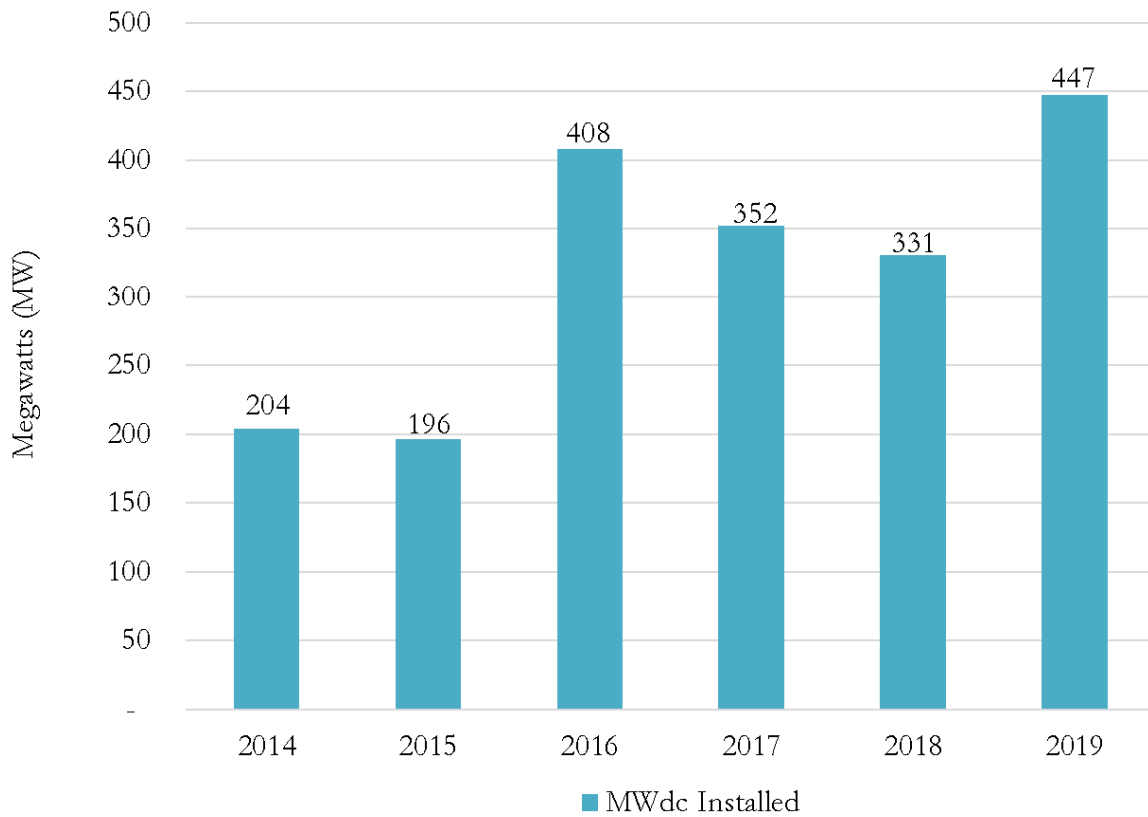


In February 2021, the Governor created the Office of Climate Action and the Green Economy to oversee and coordinate the Administration’s climate change work, as well as lead the work on a just transition to a green economy. The Office will direct key initiatives such as offshore wind and the NJ Council on the Green Economy. The Governor’s budget provides funding for the Office and will support its work developing a statewide strategy that aligns the clean energy transition with equitable green jobs workforce development.

The State has also made progress in encouraging solar energy. 2019 was a record-breaking year for New Jersey’s solar energy program, with the most solar capacity installed in a single year and solar now serving five percent of the state’s energy needs. In January, the Governor celebrated the state’s first community solar project, which advances his environmental justice and clean energy efforts.

## Megawatts of Solar Capacity Installed

(MWdc Installed by Calendar Year)



### ***Environmental Protection***

The FY2022 budget continues last year’s \$60 million investment for “Drinking Water and Clean Water Infrastructure” to support safe and modern water projects statewide. DEP is using this year’s fund to match the federal Clean Water State Revolving Fund grant and to leverage an estimated \$236 million through the NJ Infrastructure Bank for drinking water projects.

The proposed budget also includes \$20 million more for the Shore Protection Fund for beach replenishment projects to match federal funds provided through the US Army Corps of Engineers (USACE). These sand-placement projects are critical for the State’s tourism sector and protect life, property, and infrastructure from storm damage and sea-level rise.

In September the Governor signed historic environmental justice legislation, and this budget supports new staff who can assess environmental and public health stressors in overburdened communities. It also supports new staff who will protect our residents' health by monitoring lead and copper contaminants in drinking water.

To support critical environmental needs, DEP's FY2022 State-funded full-time employee (FTE) count will increase from 996 in FY2021 to 1,116 in FY2022. Total employees will increase from 2,544 to 2,811. While the Department's proposed budget appears to show a decrease in funding, a significant portion of DEP's funding will come from constitutionally dedicated Corporation Business Tax (CBT) revenue supplementals that have been provided separately from the Governor's budget each year since FY2017. Excluding the CBT supplementals, the DEP will spend approximately \$26 million more in FY2022 (excluding debt service) than what is provided in the FY2021 Adjusted Appropriation.

The Governor is not proposing increased bear hunt fees for FY2022, as the New Jersey Fish and Game Council has proposed changes to the state's Game Code that would end bear hunting in New Jersey in 2021.

### ***Agriculture***

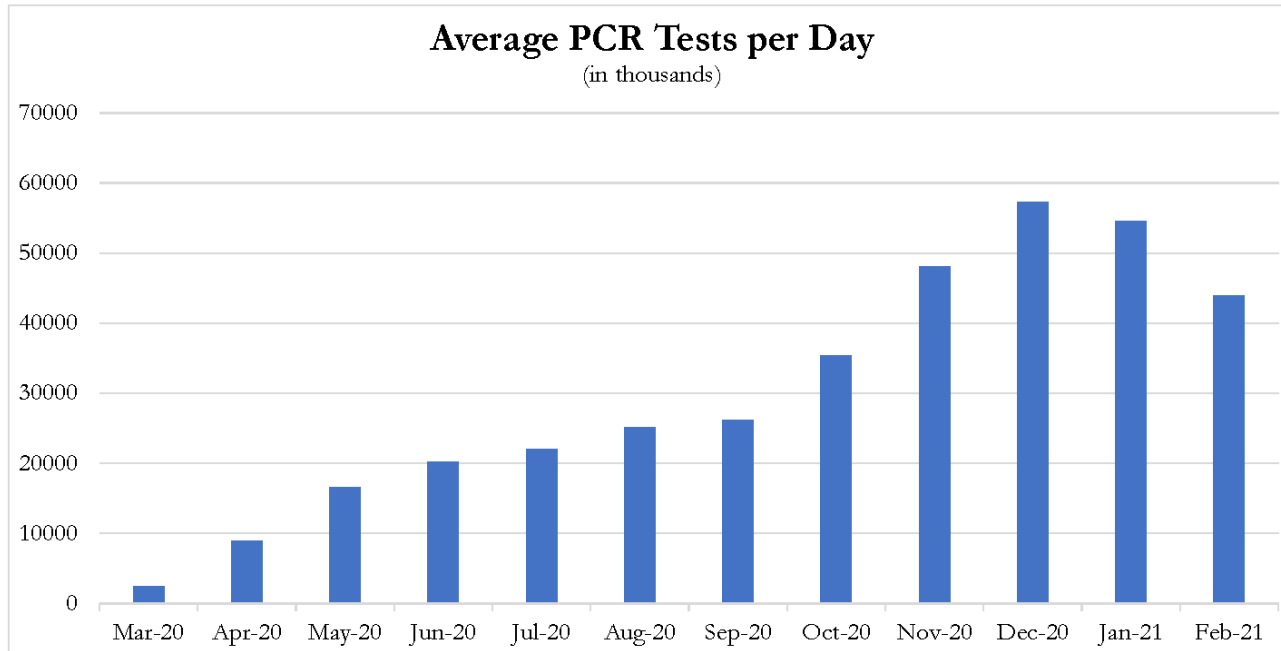
The Department of Agriculture (NJDA) has distributed \$25 million of Coronavirus Relief Fund monies to the State's six Emergency Feeding Organizations (EFOs) to help address increased food insecurity caused by the pandemic. These funds have allowed the EFOs to purchase over 19 million meals to feed New Jersey families. The Governor's budget maintains the FY2021 Appropriation Act's record support for Food and Hunger Programs spending.

In FY2022, NJDA will develop a roadmap for statewide urban agricultural strategies, and it will hire a Humane Enforcement Chief to work with local law enforcement officers and prosecutors to protect animal welfare.

## **Health Care and Social Services**

### ***COVID Response***

Although New Jersey has been uniquely devastated by COVID, it has also led an aggressive response. The Governor ensured that the State reached a 25,000 PCR tests per day benchmark by May, and in December 2020 the State averaged 58,000 daily tests.



The State co-developed a contact tracer training program with Rutgers School of Public Health and increased the number of contact tracers from 300 to 3,500 statewide. The State distributed over 82 million pieces of personal protective equipment (PPE) during the pandemic, and the Governor has led a massive undertaking to build up the state’s inventory for future disasters.

The Administration has directed funding toward the most pressing public health needs. This includes \$32 million to over 100 local health departments to build capacity in communicable disease and COVID response, as well as \$155 million in state and federal funds to help long-term care facilities and staff with their coronavirus response.

The Department of Health invested \$613 million worth of Federal funding to support enhanced testing capacity across the state and in its Public Health Laboratory, and to improve communicable disease reporting platforms to withstand higher volumes. The Governor also proposes investing nearly \$10 million in DOH staffing and IT capacity in the FY2022 budget.

One of the State’s strongest tools in overcoming this pandemic is the COVID-19 vaccine. With a focus on equity and a mission to vaccinate 70 percent of the eligible adult population by the summer, the Administration has built a vast network of nearly 300 vaccination sites tasked with reaching the highest risk individuals and frontline essential workers. Over 1.6 million doses have been delivered through our mega sites, county and local sites, pharmacies, and community health centers. As of this report, over 480,000 individuals are fully vaccinated, including 30 percent of the State’s population over age 65. With nearly 2,000 additional sites in the queue to start vaccinating, the State is set to vaccinate every willing person once the vaccine supply expands.

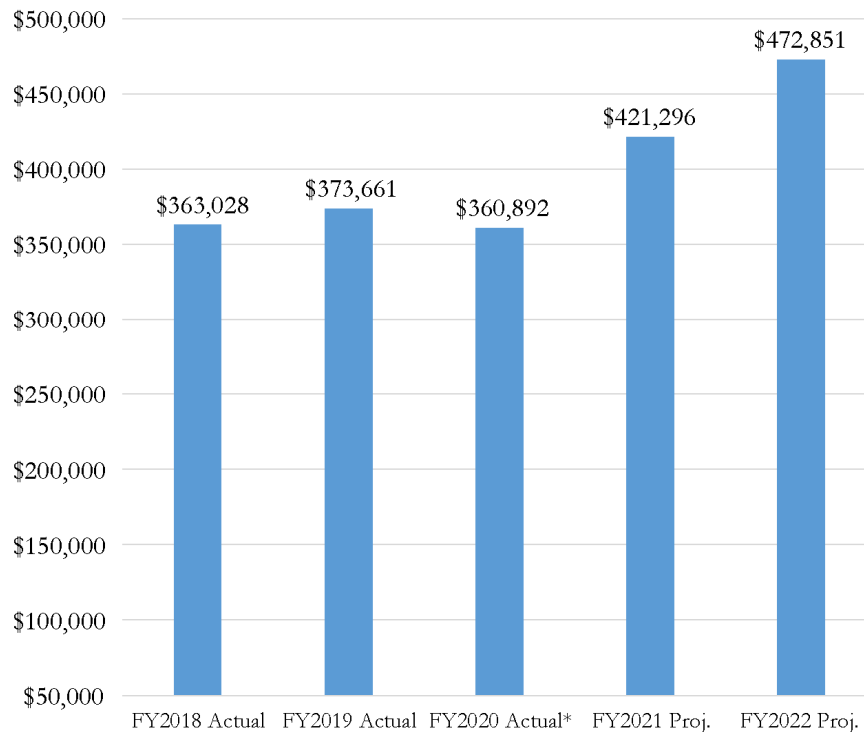
**Youth Services**

This budget continues FY2021’s critical investment in the Department of Children and Families’ Children’s System of Care (CSOC). The Murphy Administration will have increased funding to support increased CSOC rates by nearly \$108 million since 2020. These funds support nearly 60,000

children with emotional and behavioral health challenges, intellectual and developmental disabilities, and substance use challenges. These increases acknowledge the needs of some of New Jersey’s most vulnerable youth, as well as the importance of the services that providers offer.

## Children’s System of Care State Expenditures for Services

(In Thousands)



\*FY2020 Actual reflects the impact of the COVID-19 pandemic.

Child Protection and Permanency (CP&P) is responsible for investigating allegations of child abuse and neglect and, if necessary, arranging for the child’s protection and family’s treatment. The FY2022 budget includes a total of \$1 billion in State and federal funds for the operations and services provided by the Division.

DCF has continued to safely reduce the use of family separation as a tool of the State’s child protection system by prioritizing prevention services. As a result, the Murphy Administration has reduced the number of children living in foster care by approximately 37 percent to date.

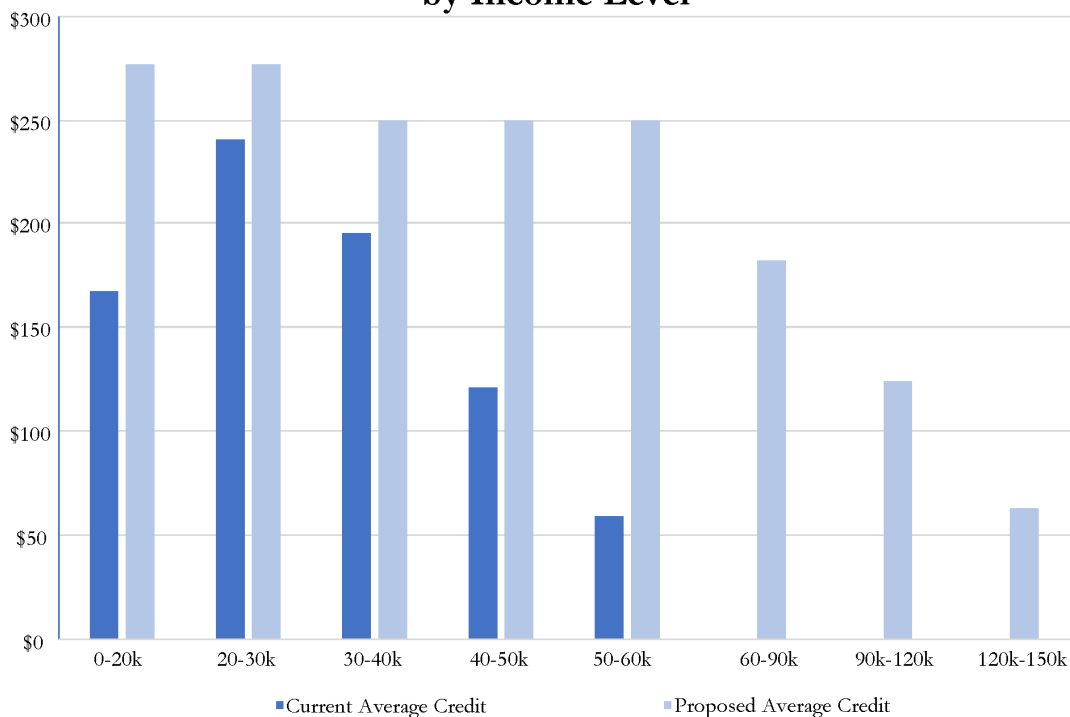
### ***Child Care***

The Murphy Administration has spent nearly \$200 million of Coronavirus Relief Funds on child care capacity since last fall, in addition to increased federal Child Care Development Block Grant (CCDBG) Funds. Over 3,000 child care providers received grants to meet new COVID-19 health and safety and stabilize their operations, and a similar amount received enhanced subsidy payments between September and February. Child care is a cornerstone of our economy. The industry employs nearly 5 percent of women in the workforce in New Jersey, allows families to fully engage in the economy, and provides critical care and education services to children.

The Department of Human Services also created a new tuition assistance program to pay for the care of over 5,000 school-age children due to remote and hybrid learning school schedules and paid for full-time care for school-age children in the State’s subsidy program.

Since this Administration enacted the child and dependent care tax credit (CDCC) in 2018, it has put approximately \$30 million back into the strained family budgets of over 70,000 taxpayers. This budget proposes expanding this credit so that it is both available for families making up to \$150,000 and refundable. This will benefit over 80,000 more families, and increase the average credit for those making under \$20,000 by \$110.

### Child and Dependent Care Credit Summary by Income Level

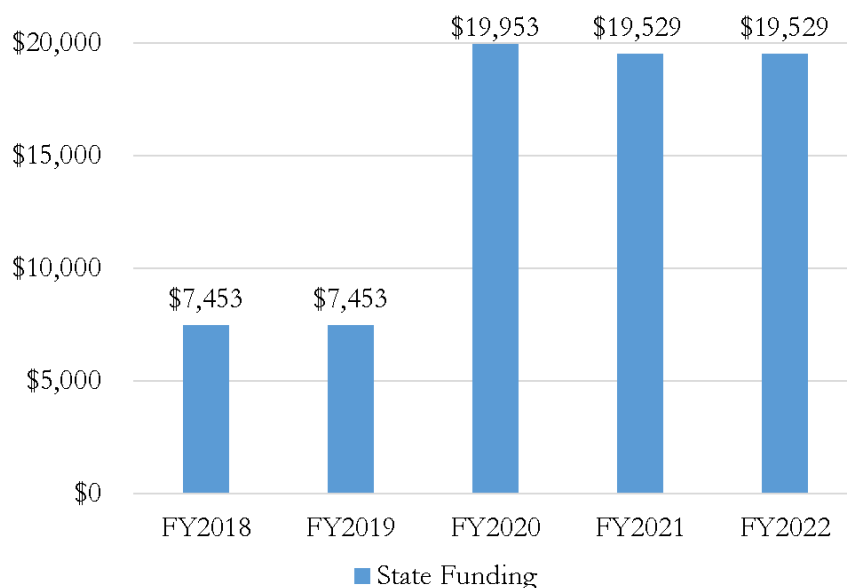


The budget also proposes two pilot programs that will aid child care providers immediately. The first will use \$4.45 million to allow providers to make needed capital improvements to their facilities in exchange for participating in Grow NJ Kids, the State’s child care quality rating and improvement system. The second appropriation of \$550,000 will allow for a pilot of shared services collaborations in Central and South Jersey to reduce providers’ administrative costs.

### ***Family Planning and Maternal Health***

Governor Murphy proposes spending \$19.5 million on family planning services in FY2022. He will have spent nearly \$74 million in his first term through DOH on women’s health facilities that received no funding during the Christie administration.

## Family Planning Services (In Thousands)



Amounts include original and supplemental appropriations made available for Family Planning Services.

In FY2022, the Governor proposes creating the Reproductive Health Care Fund in the Department of Human Services, which will cover costs for contraceptive, prenatal, labor, and delivery care for those currently unable to receive medical assistance. This \$19 million fund will replace the current supplemental prenatal program, which currently cannot support patients for a full year.

The budget also includes funding so that New Jersey Medicaid can provide a year of postpartum coverage. If this proposal is approved by the federal Centers for Medicare & Medicaid Services (CMS), New Jersey would be one of the only states to provide this level of continuous access to health care for all people in the postpartum period.

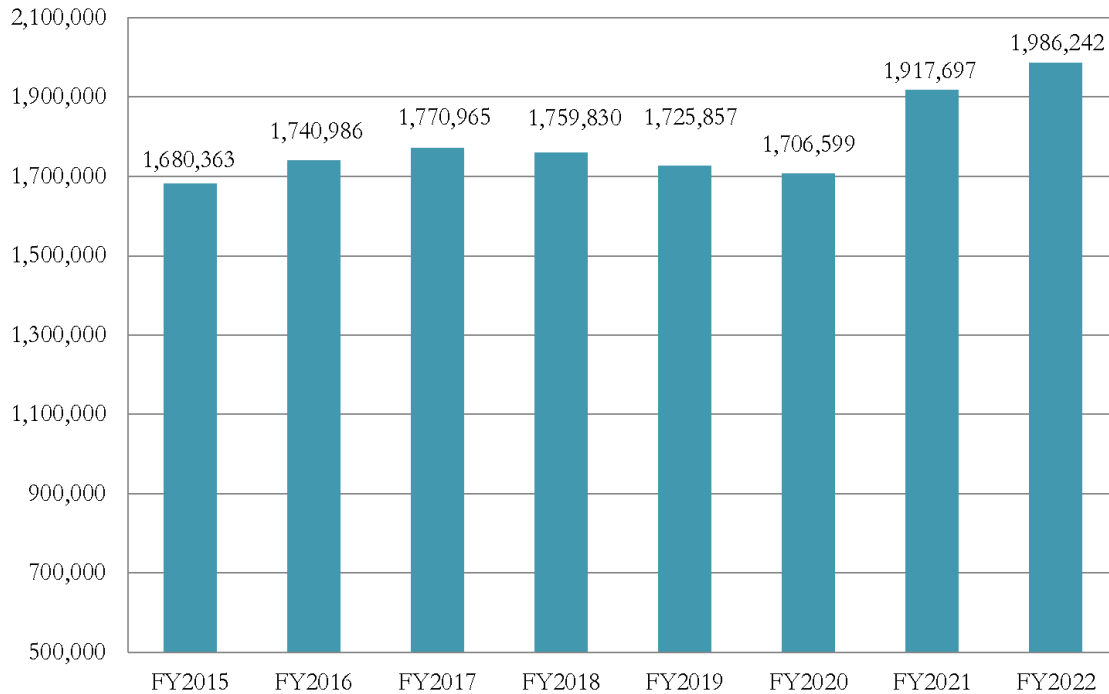
In January, First Lady Tammy Murphy unveiled the Nurture NJ Maternal and Infant Health Plan to reduce New Jersey’s high rates of maternal and infant mortality and eliminate the racial disparities responsible for these deaths. To advance this work, the proposed budget includes \$2 million for a pilot program that will provide State Rental Assistance Payments (SRAP) and wrap-around services for eligible New Jersey pregnant women. The budget also funds a doula registry, to support the certification of our doula workforce and ensure quality of care, and a landscape analysis of the birthing workforce and services available that impact the primary social determinants of health to get a baseline understanding of need.

### ***NJ FamilyCare***

The FY2022 budget includes over \$4.7 billion in state funding to provide comprehensive health care coverage for more than 1.9 million low-income residents. Since the enactment of the Families First Coronavirus Response Act, the state has benefited from an increased Medicaid Federal Medical Assistance Percentage (FMAP) and the Governor is grateful that the Biden Administration will likely

maintain this increase until at least the end of the calendar year. FamilyCare enrollment is projected to increase by 16 percent from FY2020.

## NJ FamilyCare Enrollment



This year the Murphy Administration will launch the Cover All Kids initiative, so that New Jersey can launch a plan to cover the nearly 90,000 uninsured children in New Jersey. In FY2022, the Department of Human Services (DHS) will eliminate the waiting list and premiums for the Children’s Health Insurance Premium (CHIP) and start an enhanced outreach campaign so that eligible children enroll in Medicaid and CHIP. DHS would also expand coverage to children who are currently ineligible due to family immigration status.

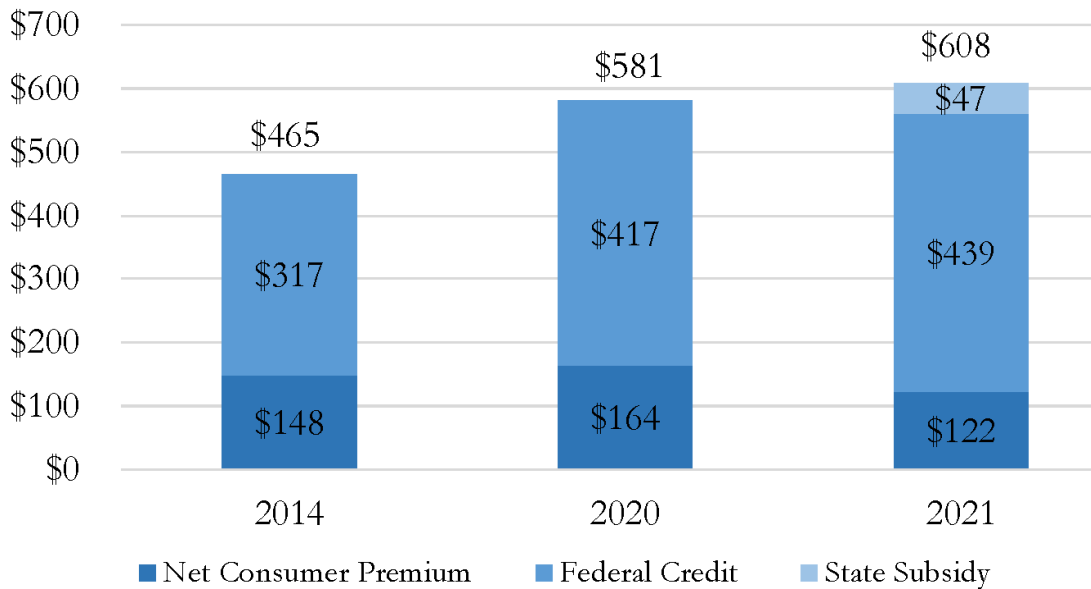
### ***Access to Health Care***

Ensuring that our residents have access to quality, affordable health insurance has been a top priority of the Administration since day one.

In October, the Governor announced the launch of New Jersey’s official health insurance marketplace, Get Covered New Jersey. By transitioning to a State-Based Exchange, the Murphy Administration is retaining more funding so it can build on the Affordable Care Act and operate an exchange that is tailored and efficient for New Jersey residents.

Due to the enactment of the Health Insurer Assessment in July, New Jersey is one of only four states to offer additional financial assistance for those enrolling in coverage. The state subsidies, now called New Jersey Health Plan Savings, are available for New Jerseyans whose annual income is up to 400 percent of the Federal Poverty Level. The current average monthly premium for those receiving financial help is the lowest in years at \$122 a month per person.

## Average Monthly Premiums



In the most recent open enrollment period, nearly 270,000 residents signed up through the State-Based Exchange—this was more than nine percent more than in 2020, and eight in ten customers received financial help. New Jersey will likely spend \$125 million on state subsidies in Plan Year 2021. In FY2022, the Governor proposes spending an additional \$25 million to help residents afford coverage.

In February, the Governor signed Executive Order 217, which in part directs the Office of Health Care Affordability and Transparency (OHCAT) and DOBI to develop plans for the implementation of both health care cost growth benchmarks and health insurance affordability standards. In FY2022, the OHCAT will continue its work on leading administration-wide affordability and accessibility options.

As the Administration works to develop longer term drug savings opportunities for residents, it will also aim to provide more immediate relief for seniors. The Governor proposes increasing the income eligibility for the Pharmaceutical Assistance to the Aged and Disabled (PAAD) and Senior Gold programs by \$10,000. This will increase the number of seniors and others eligible by more than 20,000 residents.

### ***Mental Health and Addiction Services***

The Murphy Administration continues its major investments in response to the overdose epidemic in FY2022. Since the start of this Administration, over \$250 million dollars have been dedicated to stand up over 30 ongoing programs across eight departments and offices. The Murphy Administration remains committed to combating the overdose epidemic through a patient-centered, data-driven, and compassionate approach.

These investments have laid a strong foundation for saving lives. There was a 42 percent decrease in the opioid prescription rate between 2015 to 2020, and the State has increased annual Naloxone kit

## The FY2022 Budget

---

distribution by about eight times the 2017 baseline of 5,015. Although there was not an overall acceleration of overdose deaths in 2020, lives are lost due to this crisis daily. The Administration will remain vigilant, especially as residents process the COVID-19 crisis and require public mental health and recovery services.

The Attorney General has promised to hold accountable manufacturers, distributors, and marketers for their actions that have fueled the opioid crisis, and New Jersey will start to direct settlement funds towards supporting individuals and families impacted by the overdose epidemic and strengthening mental health services this calendar year.

This budget also proposes using funds to increase the number of residencies for training psychiatrists, expand harm reduction services, and to pilot a comprehensive program through the Mental Health Advisory Committee that supports justice system-involved individuals with mental health conditions. It includes an additional \$5 million to close a long-standing disparity in rental subsidies for this population.

### ***Developmental Disabilities***

Since the start of the pandemic, the Murphy Administration has continued its commitment to supporting individuals with intellectual and developmental disabilities and their providers. The budget includes \$41.7 million in increased provider payments to account for 2021 and 2022's phase-ins toward a \$15 minimum wage.

In FY2021, the Governor dedicated \$94 million toward residential providers for individuals with intellectual and developmental disabilities so they could respond to increased pressures due to the coronavirus. In the first half of FY2022, the Governor will dedicate an additional \$57 million toward this effort.

The Administration also created funding supports for providers to cover increased costs related to COVID-19 through the Coronavirus Relief Fund and other testing programs.

### ***Income Assistance***

The Governor was pleased to work with his partners in the Legislature last year to enact a full millionaires tax. Because of this new revenue, the FY2022 budget includes an up to \$500 rebate to approximately 760,000 New Jersey families.

The Governor has also provided meaningful middle class tax relief by boosting the Earned Income Tax Credit from 35 percent to 40 percent since 2018. Last year, the Governor led on expanding eligibility to an additional 60,000 New Jersey residents by lowering the minimum age from 25 to 21. In FY2022, Governor Murphy proposes expanding eligibility to those 65 and older without dependents, which is projected to help another 70,000 residents.

## EITC Increases to 40% of Federal Benefit



Meaningful federal aid is needed to address increased enrollment in income assistance programs, which is projected to be 20 percent higher than it was in March 2020.

The Murphy Administration is proud to be responsible for the first meaningful increases in WorkFirst NJ benefits in 30 years. This budget includes new funding for Temporary Assistance for Needy Families (TANF) reforms such as increasing the child-support pass through, covering children when a parent is on sanction status, and covering intensive case management.

The Administration also dedicated \$10 million of CRF dollars to county boards of social services to ensure they could serve residents throughout the pandemic.

### ***Public Health***

The FY2022 budget includes nearly \$10 million to strengthen the Department of Health’s programmatic and operational staffing needs and to improve analytics and IT capacity, including the Communicable Disease Reporting & Surveillance System (CDRSS).

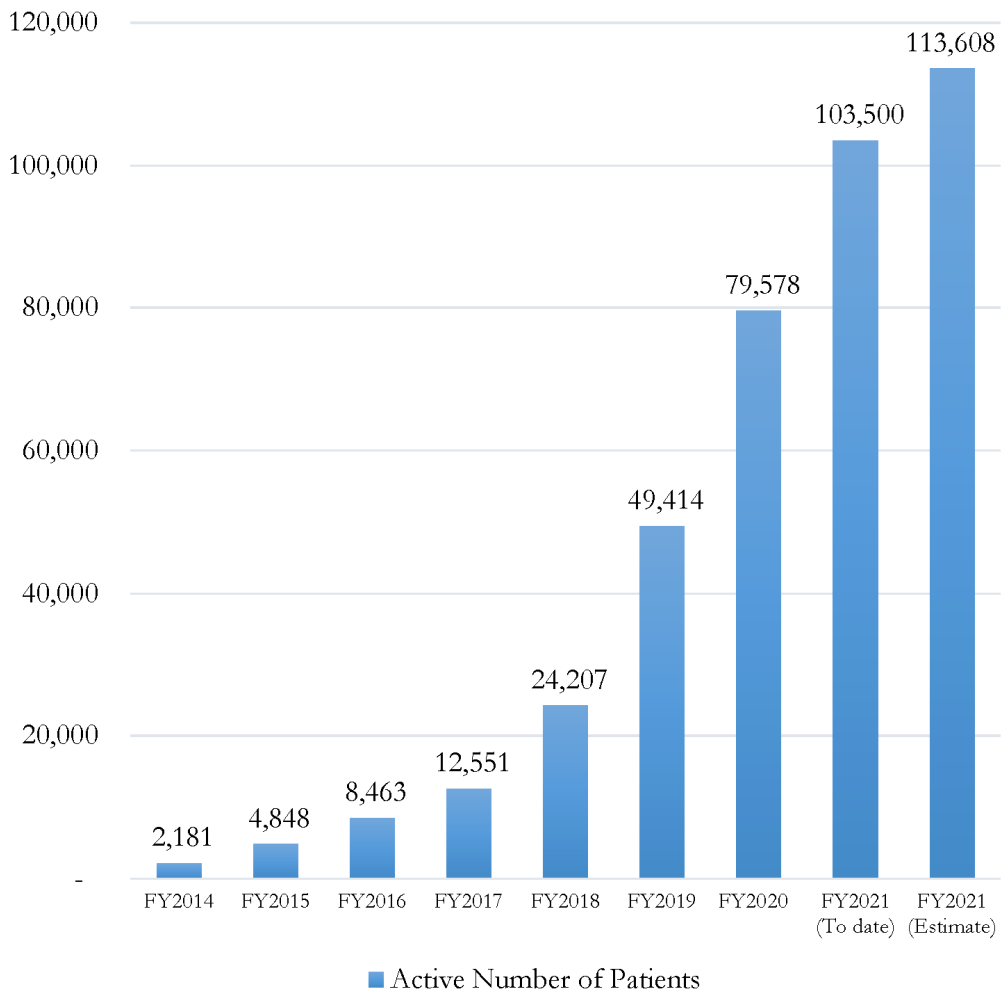
During the public health emergency, the State has dedicated CRF toward additional infection control surveys in long term care facilities. This budget includes an increase in funding for surveying assisted living residences on quality and safety, and increases the capacity of the Office of the Long-Term Care Ombudsman for the first time in over ten years. This growth will bolster the Office’s

# The FY2022 Budget

unique position to ensure the health, safety, and dignity of residents in long-term care, especially as they face extended isolation during the public health crisis.

In FY2022, the Cannabis Regulatory Commission will assume oversight of the medical marijuana program and lead the development, regulation, and enforcement of activities related to adult-use cannabis. The budget supports the Commission’s needs for hiring and materials necessary for carrying out its duties. Since the Governor took office in 2018, over 85,000 more patients have been able to receive marijuana for health needs.

## Medical Marijuana Patients



### *Hospital Funding*

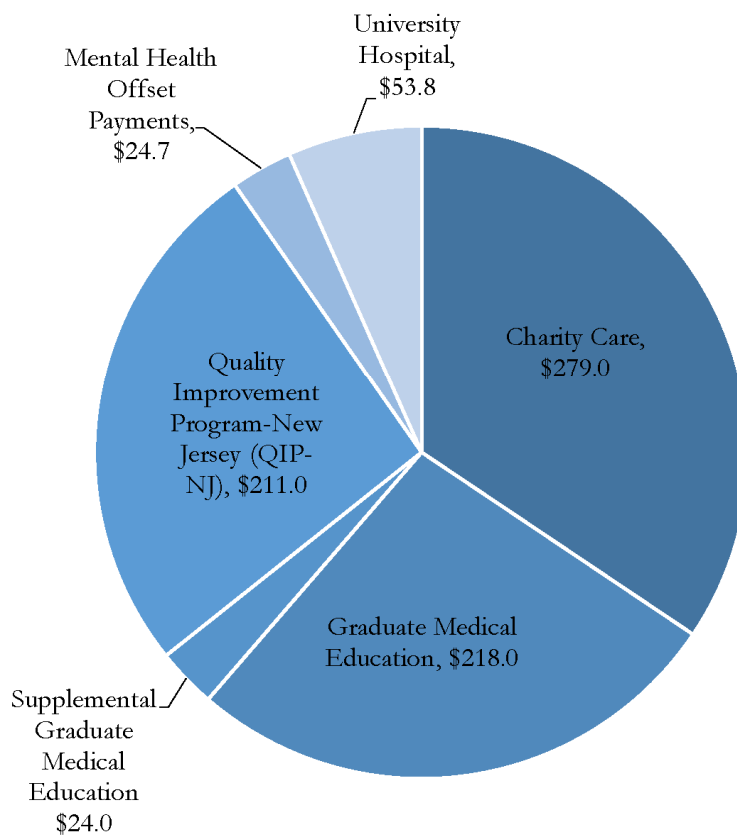
A total of \$269 million—plus a one year \$10 million boost to assist with pandemic-related costs—is recommended to be distributed through the Charity Care program to all hospitals in New Jersey, while focusing the majority of resources on those safety net facilities that provide the greatest volume of care to the uninsured relative to their total patient group.

The budget also maintains last year’s \$9 million investment in the Regional Coordinator Hospitals, which have enhanced the State's response to the pandemic by fostering ties between local hospitals and health care facilities.

To ensure New Jersey residents have continued access to a highly qualified pool of physicians, the budget maintains \$218 million for the Graduate Medical Education program, and \$24 million for Supplemental Graduate Medical Education. These funds are available to hospitals that train doctors and encourage robust medical education programs by offsetting a portion of the significant costs associated with the training of New Jersey’s next generation of physicians.

### FY2022 Hospital Funding

(In Millions)



### Law and Public Safety

#### *Criminal Justice Reform*

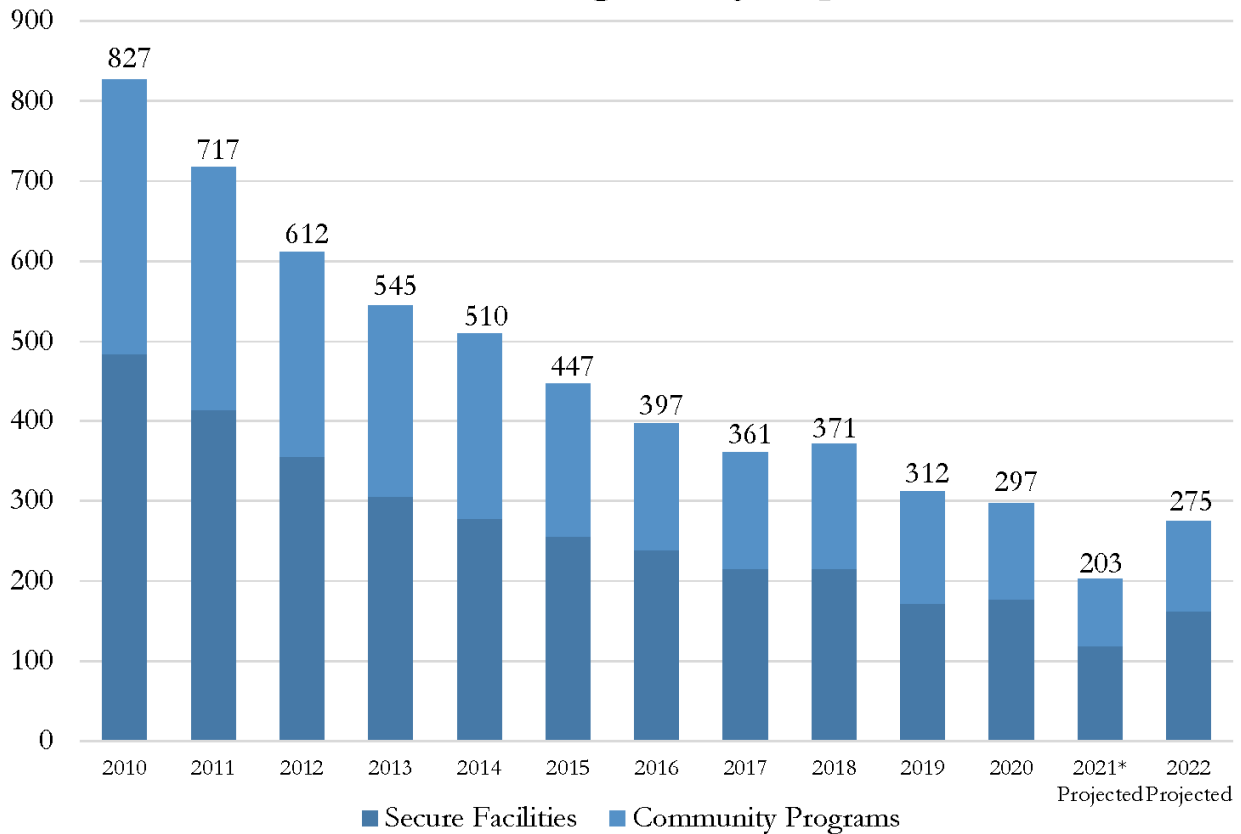
Although there is still much work to be done, Governor Murphy has made tremendous progress on addressing the inequities in our justice system in his first three years. The proposed budget includes funding for both front-end and back-end criminal justice reforms to continue progress.

Proposed front-end funding will support lessening the burden on individuals seeking expungement of criminal records, equipping local police officers with body-worn cameras, and developing software to make law enforcement forfeiture actions more transparent.

Proposed back-end funding allows incarcerated individuals placed in isolated confinement to undergo daily examinations by health professionals as well as supports implementation of the “Earn Your Way Out” law.

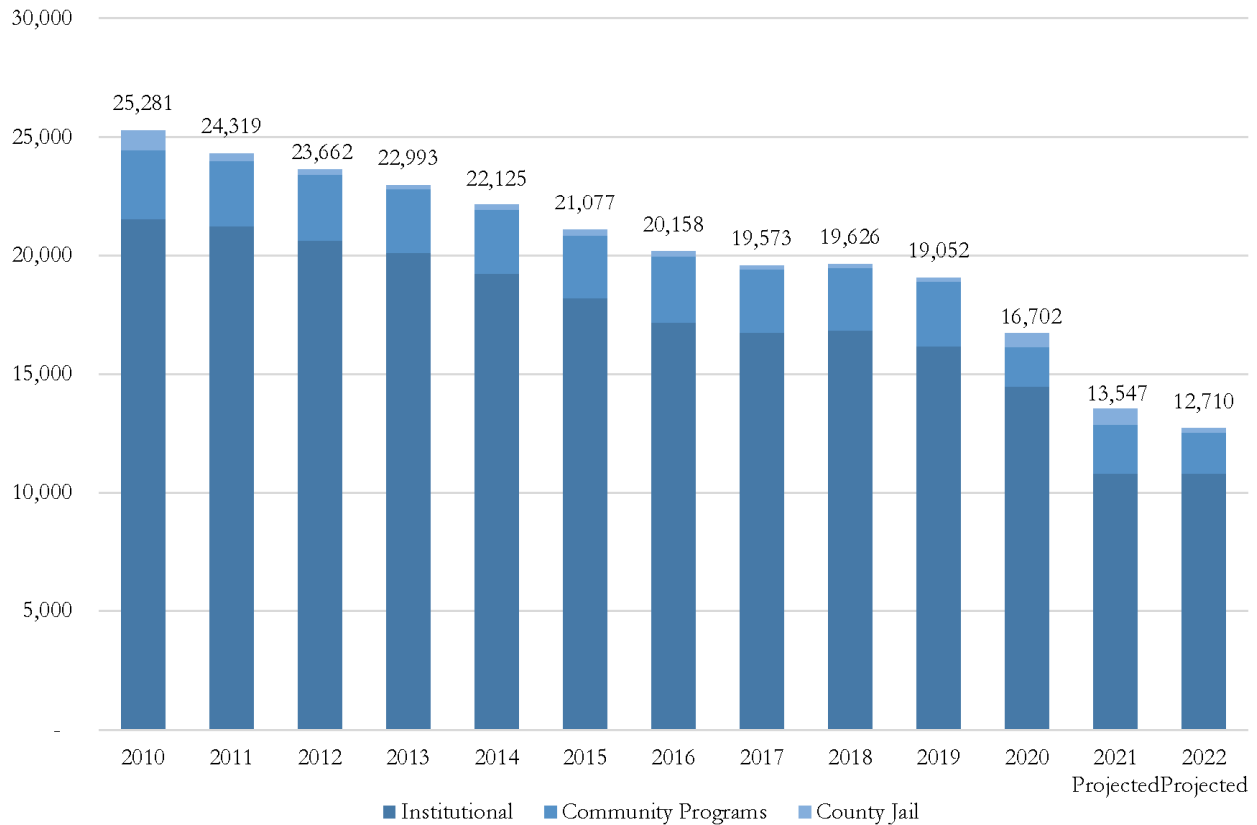
To protect the health of those in the State’s custody and staff throughout the pandemic, the Governor signed Executive Order 124 and enacted Public Health Emergency Credit legislation in 2020 to reduce the State’s adult prison and youth facility populations and enable more social distancing. Because of these releases and other criminal justice reform policies, the DOC population is now just over 13,000 compared to nearly 19,500 when the Governor took office.

### Juvenile Justice Commission Resident Average Daily Population



\*The decrease in FY2021 is partially due to delays in sentencing as a result of the COVID-19 pandemic.

## Department of Corrections Incarcerated Population



This decreased population will allow the Administration to responsibly consolidate and close a DOC facility in three consecutive years and reduce contract spending. As a result of the dramatic decrease in DOC’s population—including a nearly 80 percent reduction in DOC’s residential community release program population—the State will reduce overall spending in administrative and contracted categories, taking into account projected future population fluctuations. The State will re-allocate these savings into services for incarcerated people and committed youth that will support the educational, workforce, and transitional needs of individuals, thus better preparing them for successful transition into communities upon release.

New and increased investments across the Juvenile Justice Commission and Department of Corrections include:

- \$5 million to improve internet infrastructure for DOC’s incarcerated people to access education, employment, and legal materials;
- \$4.2 million more for our counties’ Youth Services Commissions and their work to reduce juvenile delinquency;
- \$3 million for the New Jersey Locally Empowered, Accountable, and Determined (NJ LEAD) grants program so DOC can fund non-profits that facilitate re-entry;

## The FY2022 Budget

---

- A new total of \$2.25 million for the Scholarship and Transformative Education in Prison Program (NJ STEP), which will complement legislation signed by Governor Murphy last year that provides Tuition Aid Grants (TAG) for incarcerated residents pursuing higher education;
- \$2 million for IT modernization and security improvements in adult correctional facilities; and
- At least \$2 million in support from the Department of Labor’s Workforce Development Partnership Fund (WDPF) for a new HVACR career training program at JJC and an apprenticeship program and other career services for DOC.

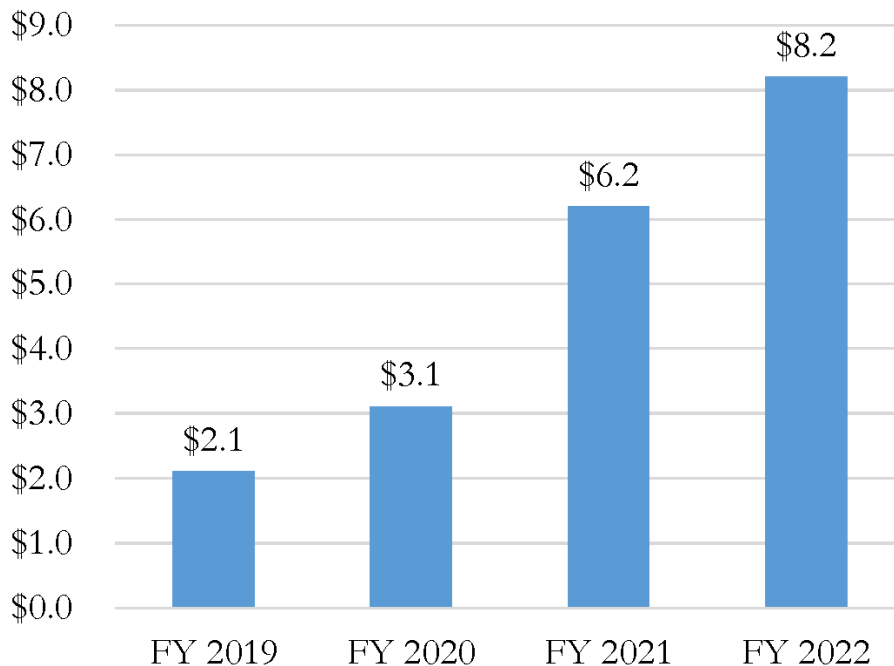
The budget proposal will provide additional funding to the Division of Family Development in DHS to support the removal of the drug conviction prohibition for General Assistance (GA) clients. This will allow more recently released individuals to access critical emergency housing and cash assistance services.

### ***Immigrant Rights***

The Governor’s budget continues support for the Office of New Americans, which he announced on Independence Day 2019 to advance immigrant and refugee integration. It increases funding for legal representation for individuals facing detention or deportation based on immigration status to \$8.2 million.

## **Legal Assistance for Immigration Status Matters**

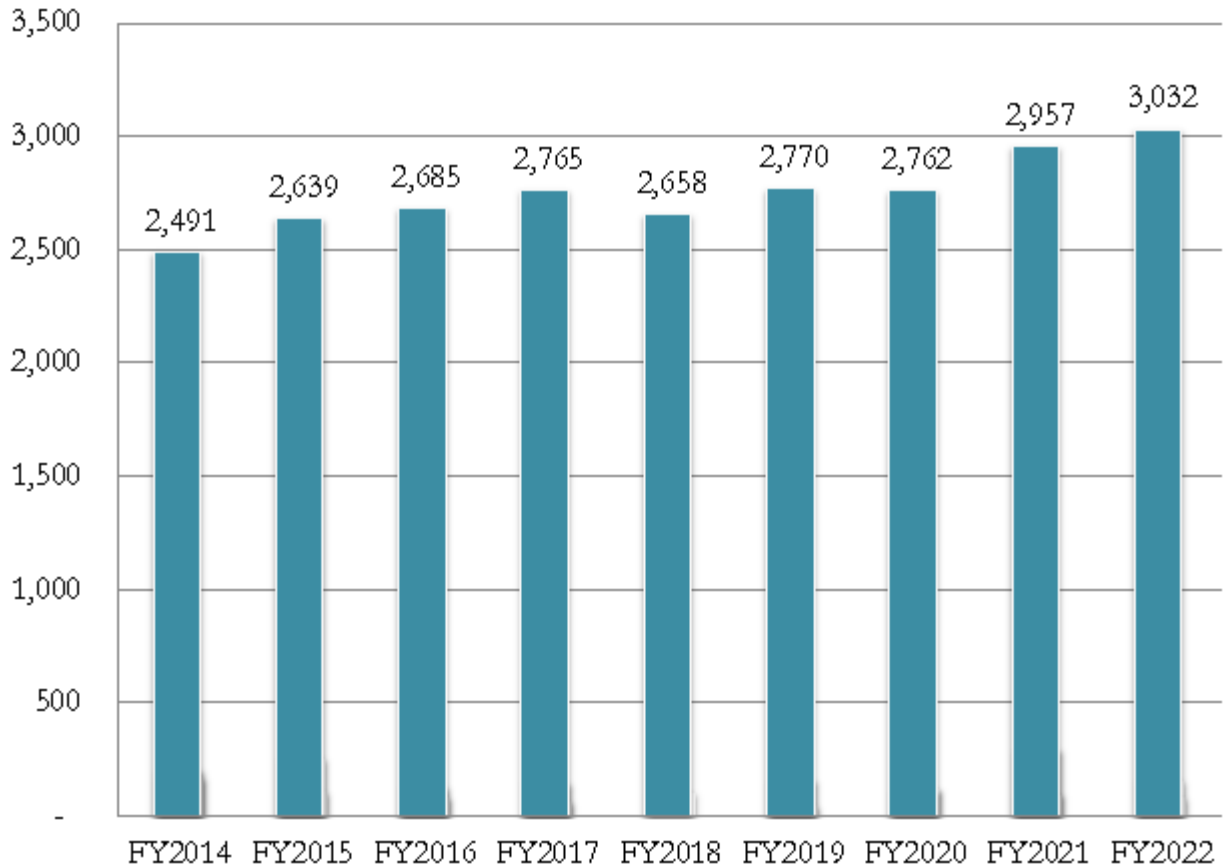
(In Millions)



***New Jersey State Police***

The FY2022 budget provides \$4.5 million towards the 163<sup>rd</sup> State Trooper recruit class. NJSP received support from the CRF to improve its radio technology as a critical part of its pandemic response.

**End of Year State Trooper Count**



***Department of State***

The Murphy Administration allocated \$30 million of Coronavirus Relief Fund monies through the Department of State to ensure that the State could support fair and free elections in 2020 and 2021. The 2020 election, which was primarily vote-by-mail, shattered turnout records with more than 4.6 million votes cast. The budget proposal includes funds to help county and local governments implement early voting if the relevant legislation advances.

In FY2022, the Murphy Administration proposes an extra \$20.7 million to the Departments’ arts and cultural projects, historical heritage programs, and tourism promotion. This is a 59 percent

increase over FY2021, and these funds will provide critical assistance to organizations that have been uniquely harmed by the pandemic. The Administration previously provided \$5 million of CRF to the Council on the Arts to help arts organizations facing staggering losses.

### ***Military and Veterans Affairs***

Governor Murphy's budget demonstrates a continued commitment to assist New Jersey's 326,000 veterans, providing a total of \$11.1 million for veterans' housing and support services, as well as \$2.5 million for grants geared towards improving veterans' access to health care.

### **Federal Funds Overview**

New Jersey received about \$5.6 billion in 2020 in funds directly allocated to the State from federal stimulus bills. The largest categories of funds are the Coronavirus Relief Fund (CRF), FEMA reimbursement, and funds received through the Centers for Disease Control and Prevention's (CDC) Epidemiology and Laboratory Capacity (ELC) cooperative agreement.

In July, Governor Murphy signed Executive Order 166, which created the Governor's Disaster Recovery Office (GDRO). The GDRO has provided oversight and accountability in the State's administration of federal COVID-19 resources. Working in conjunction with the Office of the State Comptroller and Accountability Officers at each State agency, the GDRO coordinates various federal funding streams to optimize limited funding and to protect that funding by ensuring that adequate controls are in place to guard against fraud, waste, and abuse.

On December 27, then-President Trump signed the Coronavirus Response and Relief Supplemental Appropriations Act, 2021 (CRRSA). This law extends the eligibility date for CRF from December 30, 2020 to December 31, 2021. Due to this late change, the Murphy Administration had expended the vast majority of funds for relief programs and state operations as described in this chapter.

The current allocation plan is below. The Murphy Administration is currently reviewing department spending and awaiting written guidance from the federal government about FEMA cost-share and CDC funding eligibility so the State can re-allocate any available funds toward additional pandemic relief for residents and small businesses and for emergent State needs. Additional adjustments to allocations may be made as necessary based on the updated guidance.

Detailed Table of CRF Allocations

| Department  | Program   | Estimated Spend     |
|---|---|---------------------|
| <b>Child Care, K-12, and Higher Education</b>                         |   | <b>\$ 625,000</b>   |
| Human Services/Children and Families                                  | Child Care Capacity                               | 250,000             |
| Secretary of Higher Education   | Higher Education Fund                             | 225,000             |
| Education   | School Re-Opening and Remote Learning             | 100,000             |
| Education   | Digital Divide                                    | 50,000              |
| <b>Social Services and Health Care Supports</b>                       |   | <b>\$ 280,000</b>   |
| Health  | Testing and Public Health Response                | 135,000             |
| Agriculture   | Food Banks  | 25,000              |
| Human Services/Children and Families                                  | Substance Use/Mental Health                       | 25,000              |
| Human Services/Children and Families/Labor                            | Provider Reimbursement and PPE Support            | 20,000              |
| Human Services/Children and Families                                  | Increased Income Assistance                       | 20,000              |
| Human Services  | Pandemic EBT Expansion                            | 20,000              |
| Community Affairs   | Utilities Assistance                              | 15,000              |
| Health  | Long-Term Care Surveys/Resilience                 | 10,000              |
| Human Services  | County Benefits Administration                    | 10,000              |
| <b>COVID-Related Emergency Spending</b>                               |   | <b>\$ 212,000</b>   |
| Law and Public Safety   | FEMA Related spending                             | 100,000             |
| Law and Public Safety   | Emergency Projects/Radio Upgrades                 | 72,000              |
| Various   | Department FEMA Match                             | 20,000              |
| Law and Public Safety   | FEMA match for 12 counties                        | 20,000              |
| <b>Local Government, Economic Development, and Housing Assistance</b> |   | <b>\$ 447,000</b>   |
| Economic Development Authority  | Small Business Grants, Economic Development       | 221,000             |
| Community Affairs   | Emergency Rental Assistance                       | 90,000              |
| Community Affairs   | Local Government Emergency Fund                   | 60,000              |
| NJ Redevelopment Authority  | Small Business Lease Emergency Assistance Grant   | 15,500              |
| Economic Development Authority  | Sustain and Serve                                 | 14,000              |
| Human Services  | Emergency Housing Aid and Homelessness Prevention | 14,000              |
| Community Affairs   | Commercial Corridors/Main Street Relief           | 12,500              |
| Labor   | Workforce Training and Worker Protection          | 5,000               |
| Economic Development Authority  | Business PPE Purchase Enabling                    | 5,000               |
| State   | Council on the Arts                               | 5,000               |
| Housing Mortgage Financing Authority                                  | Small Landlord Program                            | 5,000               |
| <b>Payroll, Health Benefits, and State Capacity</b>                   |   | <b>\$ 830,000</b>   |
| Various   | Direct Care and Public Safety staff salaries      | 490,000             |
| Treasury  | COVID Claims and Testing                          | 150,000             |
| Health/Human Services   | Emergency Rates                                   | 50,000              |
| Various   | Department Reimbursements                         | 50,000              |
| NJ Transit  | Eligible Reimbursements                           | 30,000              |
| State   | Elections Administration                          | 30,000              |
| Treasury  | Increased Interest Payments                       | 25,000              |
| Office of Information Technology                                      | Telework/IT                                       | 5,000               |
| <b>Total Allocation</b>   |   | <b>\$ 2,394,000</b> |



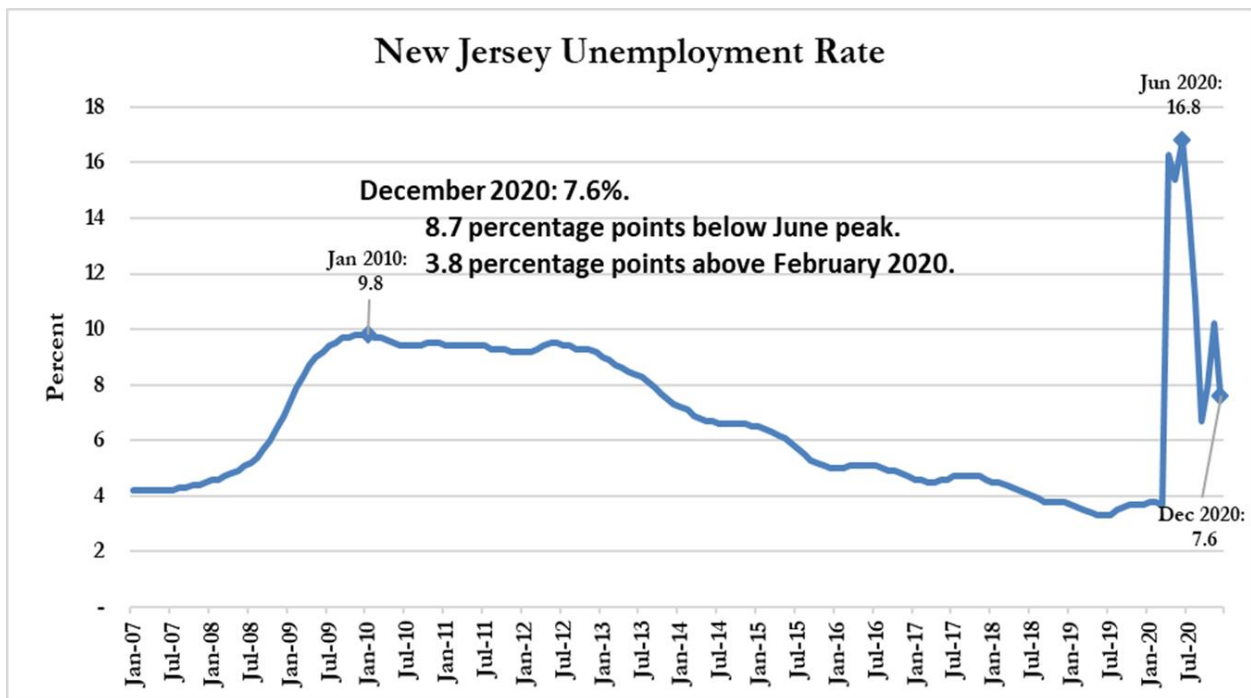
## FY2021 and FY2022 Revenues

### Economic Performance and Outlook

The COVID-19 pandemic upended the economic outlook for New Jersey and the nation. Calendar Year 2020 started off well with the New Jersey labor market adding 15,500 jobs in the first two months. This represented a continuation of the strong job growth of 2019 when 52,400 jobs were added; the second highest annual total since 2011. Economic growth in New Jersey strengthened in both 2018 and 2019, with real GDP expanding by an average of 1.5 percent per year, which was expected to continue into 2020.

The positive outlook changed quickly. The U.S. Department of Health and Human Services declared a public health emergency on January 31<sup>st</sup>, which was followed by a declaration of a national emergency by the President of the United States on March 13<sup>th</sup>. New Jersey declared its own state of emergency on March 9<sup>th</sup> (Executive Order #103). However, the rapid spread of the virus across the country forced many states to strengthen restrictions by issuing “stay-at-home” orders. New Jersey issued its order on Saturday, March 21<sup>st</sup> (Executive Order #107), while New York and Pennsylvania followed shortly after.

Payroll employment in New Jersey declined by a total of 831,300 jobs, or 19.6 percent, during March and April as a result of the pandemic restrictions. Other states suffered similar declines with employment falling by 19.8 percent in New York and 18.3 percent in Pennsylvania. New Jersey’s real



## Revenue Outlook

---

GDP deteriorated at a seasonally adjusted annual rate of 36.0 percent in the second quarter of 2020, in line with New York's 36.4 percent decline and Pennsylvania's 35.9 percent decline.

Job growth rebounded when states began to re-open their economies in May. Payroll employment grew by an average of 114,500 jobs per month in New Jersey from May to July. However, the pace of growth subsequently moderated, averaging 69,100 jobs per month in August and September, before turning negative, on average, over the last three months of 2020 (-700 jobs per month), as the State entered the second wave of the pandemic. The state's unemployment rate, which had soared to 16.8 percent in June, improved to 7.6 percent by December.

Through December, the New Jersey labor market recovered 57.7 percent of the total jobs lost from this past spring, which is above both New York (45.6 percent) and Pennsylvania (54.9 percent). The brunt of the economic impact of the COVID-19 pandemic has been borne by workers in low-wage sectors. The leisure & hospitality services sector (hotels, restaurants, & bars); trade, transportation & utilities sector (retail trade); and other services sector accounted for 57.1 percent of job losses in March and April. The leisure & hospitality services sector has recovered only 54.9 percent of total jobs lost as of December.

Real GDP recovered in the third quarter with economic activity in New Jersey growing at a seasonally adjusted annual rate of 41.1 percent, which was faster than the 40.8 percent rate of Pennsylvania and 33.0 percent rate of New York. The housing market has been a bright spot during the recovery. While, according to the estimates of New Jersey Realtors, single-family home sales in New Jersey were 19.1 percent lower year-over-year from March to June, they rebounded in July and August, up 6.0 percent over the same period during the prior year. Sales then rapidly accelerated beginning in September, higher by 34.0 percent on average over the last four months of 2020. Transaction prices have also risen sharply, with the average price of a single-family home sale in 2020 reaching nearly \$475,000, which is 16.3 percent higher than in 2019.

The substantial federal stimulus provided to businesses and households in the spring provided necessary support to the economic recovery. New Jersey residents received \$6.7 billion in Economic Impact Payments last spring, while businesses received \$17.4 billion in Paycheck Protection Program (PPP) loans through August. Unemployed workers in New Jersey received \$14.1 billion in unemployment insurance benefits through newly established federal programs, including this past fall's Lost Wage Assistance Program that was funded by the Federal Emergency Management Agency (FEMA).

New Jersey's Personal Income grew at a 40.8 percent annual rate in the second quarter of 2020 due to the significant federal stimulus, even though wage and salary income declined by 31.3 percent. Wages and salaries rebounded in the third quarter, increasing at a 26.6 percent annual rate because of the strong job growth. However, Personal Income declined at an 8.7 percent annual rate in the third quarter due to the phase-out of federal aid.

The economic outlook has improved recently for both New Jersey and the United States, though the virus continues to determine the path of the economic recovery. Members of the Federal Open Market Committee estimate real GDP in the U.S. to grow 4.2 percent in 2021 according to their December 2020 projection. Economists surveyed by the Wall Street Journal are forecasting real GDP growth of 4.9 percent for the U.S. in 2021 according to their most recent survey, which is more than a full percentage point over the December average forecast of 3.7 percent. The improved outlook is based

on the expectation of additional federal stimulus this spring as well as continued success in the rollout of the vaccine

## FY2022 Revenues

(In Millions)

|                                    | FY2021           | FY2021           | FY2022           | Change from Revised |            |
|------------------------------------|------------------|------------------|------------------|---------------------|------------|
|                                    | Approp. Act      | Revised          | Projected        | \$                  | %          |
| Income                             | \$ 15,015        | \$ 15,279        | \$ 16,257        | 978                 | 6.4        |
| Sales                              | 9,869            | 10,623           | 10,910           | 287                 | 2.7        |
| Corporation                        | 3,247            | 3,439            | 3,721            | 282                 | 8.2        |
| Business Alternative<br>Income Tax | -                | 1,919            | 1,300            | (619)               | (32.3)     |
| Other                              | 8,344            | 8,649            | 8,673            | 24                  | 0.3        |
| <b>Total *</b>                     | <b>\$ 36,475</b> | <b>\$ 39,909</b> | <b>\$ 40,861</b> | <b>952</b>          | <b>2.4</b> |

\* FY2021 figures do not reflect proceeds from the COVID-19 General Obligation Emergency bond issue.

### FY2022 Revenues Recovering from the Pandemic

The Governor's FY2022 budget reflects the beginning of the State's recovery from a once-in-a-century pandemic. The COVID-19 pandemic ground both the State's economy and tax revenue collections to a halt last spring. At their worst points, Sales Tax revenues plunged an unprecedented 29 percent, Realty Transfer Fees fell 27 percent, Casino Tax revenues collapsed by 66 percent, and Motor Fuels Tax collections fell by 59 percent. In addition, New Jersey matched the federal decision to postpone the April 15<sup>th</sup> tax filing deadline until July, which shifted the timing of billions of dollars of revenue collections. Before the pandemic, State revenue collections had been running a robust \$1.3 billion above the same period in the prior year. Only one quarter later at the end of the traditional 12-month fiscal period ending June 30<sup>th</sup>, 2020, that revenue growth had evaporated as total collections fell below FY2019, finishing \$1.44 billion short of the FY2020 target.

## Revenue Outlook

---

The initial outlook for FY2021 was even worse. State forecasts made in mid-May, during the darkest days of the health mandated spring economic closures, projected revenues to fall \$7.2 billion below FY2021 proposed levels (and a combined \$9.9 billion over two years, FY2020 and FY2021). Independent forecasters such as Moody's Analytics modeled two-year revenue shortfalls ranging between \$9.6 billion and \$13.2 billion for New Jersey.

However, health mandated economic closures began to ease over the summer, and the unparalleled federal fiscal stimulus provided households with a significant income boost (discussed in the economic overview above). Even with growing concerns about a second wave of COVID-19 infections during the fall and winter, the State's forecast of the FY2021 revenue shortfall eased to \$5.6 billion in August and to \$4.3 billion when revenues were re-certified in early November.

The economic downturn has continued to abate, and the tax revenue impact of the second wave of COVID-19 cases has proven manageable. While State GDP remained below pre-pandemic levels and New Jersey's labor market had recovered only 57.7 percent of the pandemic job losses, other indicators improved. Consumer spending rebounded above pre-pandemic levels, the housing market surged in recent months, employee wage withholding collections began to grow, and the stock markets reached record levels.

Due to these factors, and also owing to a one-time boost from the new Pass-Through Business Alternative Income Tax (discussed below), the FY2021 revenue forecast has improved substantially. The revised revenue total for the current fiscal year of \$39.9 billion represents an increase of \$3.4 billion from the Appropriations Act level, excluding the \$4.288 billion in COVID-19 General Obligation Emergency bonds. Nevertheless, this total of \$39.9 billion is still nearly \$1.3 billion below the FY2021 GBM target of 12 months ago.

FY2022 revenues will continue to grow off the pandemic-weakened levels of FY2021, nominally increasing to \$40.9 billion, up 2.4 percent from FY2021. However, since the one-time impact of the Pass-Through Business Alternative Income Tax in FY2021 will not recur, baseline revenues excluding this factor are projected to grow by about \$1.6 billion in FY2022, or 4.0 percent above the adjusted FY2021 level. Specific revenue details are discussed below.

### **Pass-Through Business Alternative Income Tax**

The new Pass-Through Business Alternative Income Tax (PTBAIT) was enacted last January (P.L.2019, c.320). PTBAIT provides tax relief to New Jersey taxpayers who have been negatively impacted by the cap on the federal deduction for state and local taxes (SALT). The new tax allows pass-through entities to elect to pay tax on proceeds that are distributed to its owners. In return, owners are subsequently able to claim a tax credit against their Corporation Business Tax (CBT) or Gross Income Tax (GIT) liability equal to their share of the pass-through entity's tax liability.

In the long run, the tax is expected to be revenue neutral on an annual basis because any taxes paid by the pass-through entity will result in equivalent tax credits for its members. The offsetting payments and credits are currently projected to each equal about \$1.3 billion annually. However, during the initial period in FY2021 the State is forecast to receive gross payments of about \$1.9 billion, or \$606 million in net additional PTBAIT payments that exceed the anticipated GIT and CBT credits due to the delayed timing of some of those credits. While the offsetting payments and credits from Tax Year 2020 are both anticipated during FY2021, initial quarterly estimated PTBAIT payments for Tax Year

2021 are also expected this spring. However, the offsetting credits for those estimated spring payments are not expected until the following spring during FY2022, yielding an estimated net \$606 million one-time impact in FY2021 which is not expected to recur in future fiscal years.

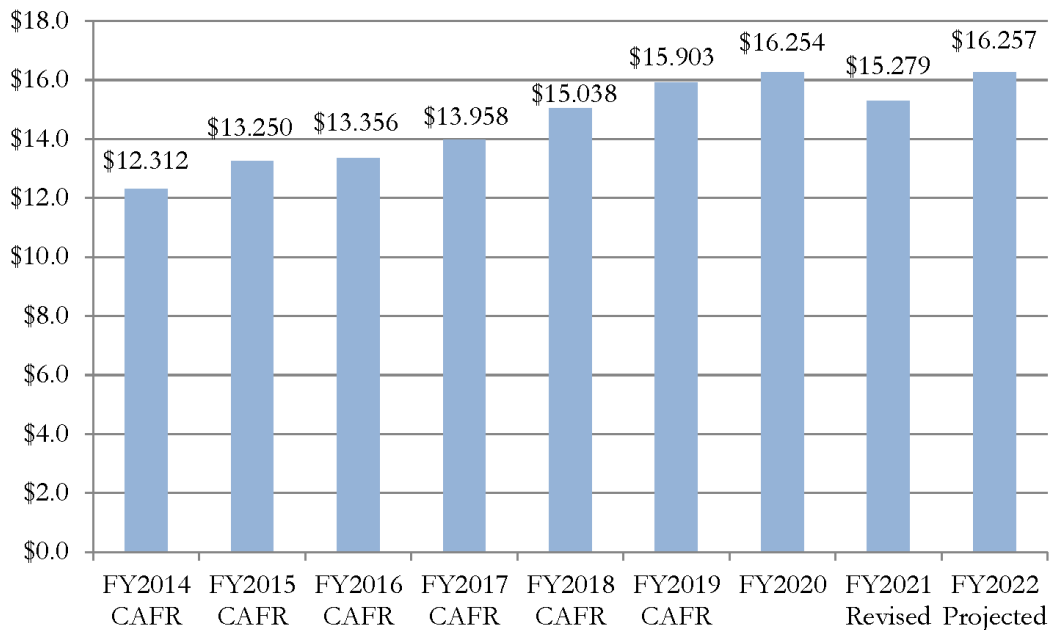
### Gross Income Tax

Due to lingering effects from the pandemic-induced recession, FY2021 Gross Income Tax (GIT) revised revenues are projected to decline 6.0 percent from FY2020 levels to \$15.3 billion. However, that revised forecast is \$263.3 million more than the amount certified in the Appropriations Act. Solid growth in withholdings from employee wages has exceeded prior projections, as the protracted job losses from the pandemic have been concentrated among low-wage workers. Taxpayers with gross income under \$50,000 per year account for about 52 percent of returns but only about 8 percent of withholding collections. On the other hand, middle and higher income employment levels have largely recovered to pre-pandemic levels, boosting withholding collections. Similarly, the vigorous rebound in the stock markets during the second half of 2020 has likely moderated the recessionary impact on higher income taxpayers.

The FY2021 GIT forecast includes the extension of the “millionaires tax” or the 10.75 percent marginal levy on income between \$1 million and \$5 million, which is now estimated to yield \$514 million. Additionally, the impact of the new PTBAIT tax credits is expected to reduce GIT collections by an estimated \$853 million. These credits are not an overall loss to the State, as the corresponding amount is submitted separately by taxpayers through their annual PTBAIT payments.

### Gross Income Tax

(In Billions)



## Revenue Outlook

The FY2022 GIT revenue estimate of \$16.3 billion assumes total net collections grow by 6.4 percent. GIT growth resumes off the lower levels seen during the pandemic, returning to the FY2020 level. Annual PTBAIT credits will continue to constrain net GIT collections, but overall State revenues are unchanged because of the annual PTBAIT payments.

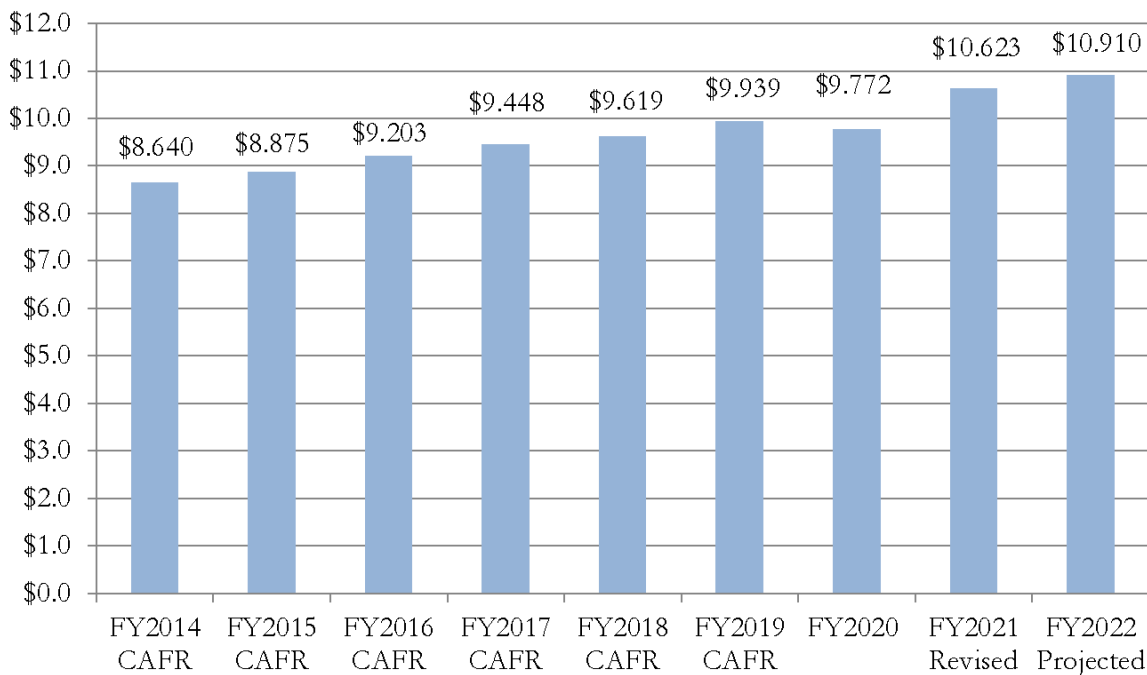
The FY2022 GIT forecast also includes two new proposed tax benefit enhancements. The Child and Dependent Care Credit will be increased and extended to include incomes up to \$150,000. The benefit will also be made refundable. Total tax savings are estimated to rise from about \$11.5 million under current law to about \$28.7 million, an increase of \$17.2 million for families. Also, the Earned Income Tax Credit will be extended to certain senior taxpayers, for an estimated new benefit of about \$8.2 million.

### Sales Tax

FY2021 Sales and Use Tax revised revenues of \$10.6 billion are projected to grow 8.7 percent over FY2020 levels. This strong growth follows the sharp revenue downturn in the spring of 2020 during the peak of the pandemic-induced economic closures. The revised FY2021 forecast is \$753.7 million higher than the amount certified in the Appropriations Act.

## Sales Tax

(In Billions)



Sales Tax excludes the tax on energy.

Sales Tax collections experienced historically unprecedented declines when the pandemic began in the latter part of FY2020, averaging an 18.7 percent drop during the months of April, May, and June. But consumer spending rebounded in subsequent months, driven by extraordinary federal stimulus payments, pent-up demand, and a shift in spending from non-taxable services to taxable goods. While employment and GDP remain below pre-pandemic levels, retail sales have risen above pre-pandemic levels, boosting FY2021 Sales Tax collections. Additionally, remote sellers realized substantial growth as consumers moved to online shopping during the pandemic. In FY2019, partial-year collections from remote sellers and online marketplaces yielded revenues of about \$161 million while FY2020 collections reached \$408 million for the full fiscal year. Continuing this trend, FY2021 collections are expected to surge to about \$545.7 million, a substantial increase boosted by pandemic-induced changes in consumption patterns. These factors all contributed to the strong Sales Tax rebound in FY2021.

Consumer spending is expected to expand in FY2022, but at a more modest pace as the recovery from the pandemic continues. The substantial federal stimulus payments, even if supplemented by pending federal legislation, will likely end by the second half of 2021, mitigating the strength of additional consumption growth in FY2022. Consumers are also likely to switch consumption back toward pre-pandemic levels of non-taxable services rather than taxable goods. Therefore, Sales Tax revenue is projected to rise 2.7 percent in FY2022, up \$287.1 million and reaching a total of \$10.9 billion. Within the Sales Tax total, the third full year of collections from certain remote sellers is expected to yield a total of about \$480 million, as pandemic-induced consumption patterns ease.

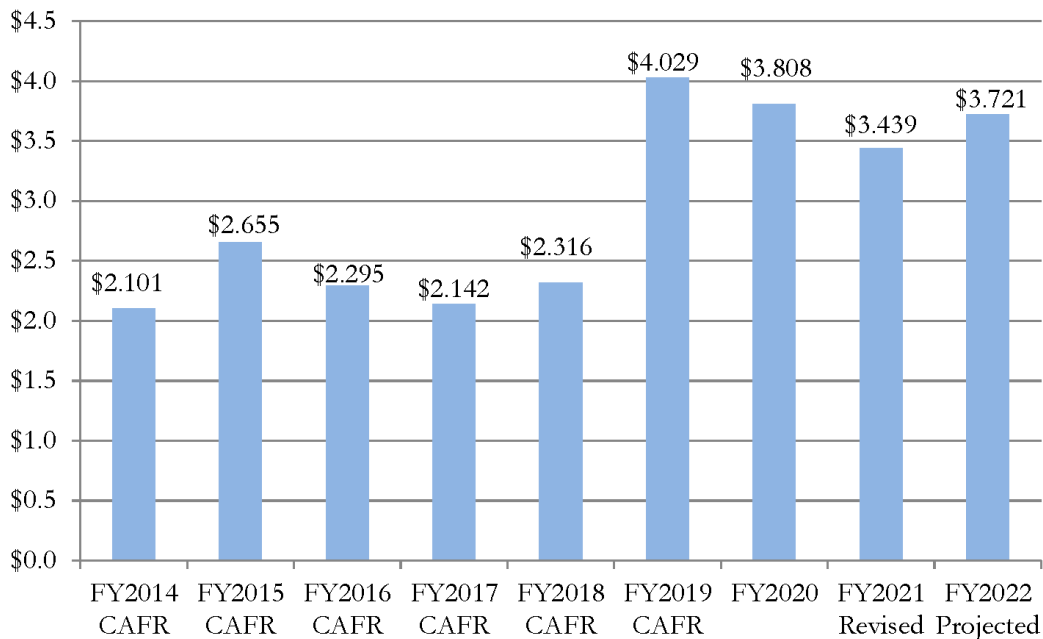
## Corporation Business Tax

The FY2021 Corporation Business Tax (CBT) revised revenue projection of \$3.4 billion represents a decline of 9.7 percent below FY2020 levels, due to the pandemic-induced recession’s impact. However, the revised amount is \$191.9 million above the amount certified in the FY2021 Appropriations Act due to multiple factors pushing in opposite directions.

CBT revenues have been buffeted by both economic and statutory changes. Tax Year 2020 was squeezed by the pandemic recession, driving corporations to substantially reduce quarterly estimated payments, which were down 15.5 percent from the comparable period in Tax Year 2019. Similarly, final tax payments are expected to be reduced this coming spring. However, payment trends have been down by less than previously forecasted, boosting overall collections. On the other hand, revenue reductions are additionally expected due to an estimated \$460 million in tax credits under the new PTBAIT. However, these credits are not an overall loss to the State, as the corresponding amount is submitted separately by taxpayers through their annual PTBAIT payments. Finally, the 2.5 percent CBT surtax, extended through Tax Year 2023 is forecast to increase net CBT revenues by \$261 million in FY2021.

## Corporation Business Tax

(In Billions)



Corporation Business Tax excludes the tax on energy.

FY2022 CBT revenue collections of \$3.7 billion are anticipated to be up \$282.8 million from FY2021 levels, an increase of 8.2 percent. Growth is expected to rebound off the lower collections during the pandemic, while the annual impact of the surtax continues and the effects from the PTBAIT credits stabilize.

## Other Major Tax Revenues

The various economic and federal stimulus factors discussed above that have improved the State's outlook for the largest revenues such as the Gross Income Tax, the Sales and Use Tax, and the Corporation Business Tax, have also brightened the outlook for many of the smaller revenue sources. Among the most significant are the following:

- **Realty Transfer Fee.** Revenue collections fell substantially last spring, but have subsequently surged as pent-up demand combined with historically low interest rates have spurred a strong recovery in home sales. The revised FY2021 forecast of \$464.5 million is \$103.1 million higher than the original certification. Likewise, the revised forecast for the Assessment on Real Property Valued Greater than \$1 Million of \$175.7 million is \$44.4 million above the certification. Although the real estate market is projected to remain above pre-pandemic levels in FY2022, revenue collections are expected to moderate off the FY2021 peaks to \$408.0 million for the Realty Transfer Fee and to \$168.0 million for the Assessment on \$1 Million Properties.
- **Transfer Inheritance Tax.** As with many revenues, collections dropped sharply last spring, likely due in part to pandemic induced delays in estate processing. Since then, revenues have jumped, and the revised FY2021 forecast of \$524.0 million is \$165.3 million above the certified level. For FY2022, collections are expected to moderate back to \$468.0 million, which is well above pre-pandemic levels.
- **Cigarette Tax.** Cigarette sales have more than held up during the pandemic, actually halting a decades-long downward trend, in part due to a shift in consumption patterns away from electronic cigarettes and back to regular cigarettes. Accordingly, the revised FY2021 on-budget forecast of \$92.1 million is \$42.1 million above the certified level. For FY2022, on-budget collections are expected to return to the historical pattern of decline, yielding an estimated \$71.7 million. The bulk of cigarette tax collections are dedicated to certain off-budget accounts.
- **Alcohol Beverage Tax.** Alcohol sales were not impacted by the pandemic in the same way as most consumer spending. Sales for home use rose substantially, more than offsetting the loss of sales at restaurants and bars. Indeed, since alcohol taxes are volume taxes, tax receipts were pushed higher by the increase in consumption. Therefore, the revised FY2021 forecast of \$146.1 million is \$25.9 million above the certified level. For FY2022, collections are expected to moderate back to \$130.0 million, closer to pre-pandemic levels.
- **Casino Revenue.** At the start of the pandemic, as casinos were closed, tax revenues plummeted. However, online wagering and sports betting activity grew substantially, and even as the casinos re-opened, strong online activity continued. The revised FY2021 forecast of \$326.3 million is \$66.6 million above the certified level. For FY2022, collections are expected to grow to \$338.5 million.



## FY2022 Budget by Department

(In Thousands)

| Department   | FY2021               | FY2022               | Change           |            |
|--|----------------------|----------------------|------------------|------------|
|  | Adjusted<br>Approp.  |                      | Budget           | \$         |
| Chief Executive  | \$ 7,745             | \$ 7,745             | -                | -          |
| Agriculture  | 101,579              | 47,403               | (54,176)         | (53.3)     |
| Banking and Insurance  | 64,013               | 89,513               | 25,500           | 39.8       |
| Children and Families  | 1,219,411            | 1,258,858            | 39,447           | 3.2        |
| Community Affairs  | 980,247              | 1,002,326            | 22,079           | 2.3        |
| Corrections  | 1,088,858            | 1,084,654            | (4,204)          | (0.4)      |
| Education  | 12,394,923           | 13,464,781           | 1,069,858        | 8.6        |
| Environmental Protection   | 540,002              | 423,158              | (116,844)        | (21.6)     |
| Health   | 1,141,319            | 1,040,089            | (101,230)        | (8.9)      |
| Human Services   | 6,821,138            | 7,285,132            | 463,994          | 6.8        |
| Labor and Workforce Development  | 179,562              | 199,687              | 20,125           | 11.2       |
| Law and Public Safety  | 735,311              | 739,059              | 3,748            | 0.5        |
| Military and Veterans' Affairs   | 97,729               | 99,504               | 1,775            | 1.8        |
| State  | 1,468,247            | 1,553,145            | 84,898           | 5.8        |
| Transportation   | 2,043,483            | 1,770,112            | (273,371)        | (13.4)     |
| Treasury   | 2,300,259            | 2,743,771            | 443,512          | 19.3       |
| Miscellaneous Commissions  | 789                  | 989                  | 200              | 25.3       |
| <b>Total Executive Branch</b>  | <b>\$ 31,184,615</b> | <b>\$ 32,809,926</b> | <b>1,625,311</b> | <b>5.2</b> |
| Interdepartmental  | 4,976,255            | 6,237,097            | 1,260,842        | 25.3       |
| Local Pensions and Health Benefits -<br>Education and Treasury             | 3,487,384            | 4,464,939            | 977,555          | 28.0       |
| General Obligation Debt Service -<br>Environmental Protection and Treasury | 641,205              | 395,207              | (245,998)        | (38.4)     |
| Legislature  | 97,570               | 97,570               | -                | -          |
| Judiciary  | 828,014              | 828,014              | -                | -          |
| <b>Total Appropriations *</b>  | <b>\$ 41,215,043</b> | <b>\$ 44,832,753</b> | <b>3,617,710</b> | <b>8.8</b> |

\*FY2021 and FY2022 exclude approximately \$1.1 billion in pension contributions funded from the Lottery Enterprise Contribution Act.

## Direct State Services by Department

(In Thousands)

| Department                         | FY2021              | FY2022<br>Budget    | Change         |             |
|------------------------------------|---------------------|---------------------|----------------|-------------|
|                                    | Adjusted<br>Approp  |                     | \$             | %           |
| Chief Executive                    | \$ 7,745            | \$ 7,745            | -              | -           |
| Agriculture                        | 6,882               | 7,269               | 387            | 5.6         |
| Banking and Insurance              | 64,013              | 89,513              | 25,500         | 39.8        |
| Children and Families              | 323,353             | 321,595             | (1,758)        | (0.5)       |
| Community Affairs                  | 48,138              | 49,638              | 1,500          | 3.1         |
| Corrections                        | 951,154             | 955,138             | 3,984          | 0.4         |
| Education                          | 89,405              | 90,926              | 1,521          | 1.7         |
| Environmental Protection           | 250,372             | 253,151             | 2,779          | 1.1         |
| Health                             | 411,051             | 416,835             | 5,784          | 1.4         |
| Human Services                     | 288,952             | 278,633             | (10,319)       | (3.6)       |
| Labor and Workforce Development    | 107,020             | 117,145             | 10,125         | 9.5         |
| Law and Public Safety              | 644,842             | 690,644             | 45,802         | 7.1         |
| Military and Veterans' Affairs     | 95,134              | 96,909              | 1,775          | 1.9         |
| State                              | 44,772              | 54,414              | 9,642          | 21.5        |
| Transportation                     | 137,812             | 52,812              | (85,000)       | (61.7)      |
| Treasury                           | 491,737             | 530,840             | 39,103         | 8.0         |
| Miscellaneous Commissions          | 789                 | 989                 | 200            | 25.3        |
| <b>Total Executive Branch</b>      | <b>\$ 3,963,171</b> | <b>\$ 4,014,196</b> | <b>51,025</b>  | <b>1.3</b>  |
| Interdepartmental*                 | 3,611,405           | 4,510,608           | 899,203        | 24.9        |
| Legislature                        | 97,570              | 97,570              | -              | -           |
| Judiciary                          | 828,014             | 828,014             | -              | -           |
| <b>Total Direct State Services</b> | <b>\$ 8,500,160</b> | <b>\$ 9,450,388</b> | <b>950,228</b> | <b>11.2</b> |

\*FY2021 and FY2022 exclude \$112.0 million and \$112.5 million, respectively, in pension contributions funded from the Lottery Enterprise Contribution Act. Excluding that component, the total pension contributions for State Employees represent 44.3% of the FY2022 Interdepartmental Direct State Services budget.

## School Aid

(In Millions)

|   | FY2021              | FY2022             | Change            |             |
|---|---------------------|--------------------|-------------------|-------------|
|   | Adjusted<br>Approp. |                    | Budget            | \$          |
| <b>Aid to Schools</b>   |                     |                    |                   |             |
| Formula Aid   | \$ 8,680.5          | \$ 9,258.6         | \$ 578.1          | 6.7         |
| Preschool Education Aid   | 874.2               | 924.1              | 49.9              | 5.7         |
| Commercial Valuation Stabilization Aid  | 20.0                | 20.0               | -                 | -           |
| Extraordinary Special Education Aid   | 275.0               | 300.0              | 25.0              | 9.1         |
| Stabilization Aid   | -                   | 50.0               | 50.0              | 100.0       |
| School Building Aid   | 21.3                | 20.2               | (1.1)             | (5.2)       |
| Debt Service Aid  | 110.1               | 115.7              | 5.6               | 5.1         |
| Other Aid   | 231.6               | 147.9              | (83.7)            | (36.1)      |
| <b>Total Aid to Schools</b>   | <b>\$ 10,212.7</b>  | <b>\$ 10,836.5</b> | <b>\$ 623.8</b>   | <b>6.1</b>  |
| <b>Direct State Payments for Education</b>  |                     |                    |                   |             |
| Teachers' Pension and Annuity Fund  | \$ 2,060.5          | \$ 3,004.2         | \$ 943.7          | 45.8        |
| Post Retirement Medical   | 1,142.0             | 1,136.5            | (5.5)             | (0.5)       |
| Debt Service on Pension Obligation Bonds  | 250.6               | 268.8              | 18.2              | 7.3         |
| Teachers' Social Security   | 821.8               | 839.8              | 18.0              | 2.2         |
| <b>Total Direct State Payments for Education</b>  | <b>\$ 4,274.9</b>   | <b>\$ 5,249.3</b>  | <b>\$ 974.4</b>   | <b>22.8</b> |
| <b>School Construction Debt Service</b>   | <b>\$ 1,014.8</b>   | <b>\$ 1,146.6</b>  | <b>\$ 131.8</b>   | <b>13.0</b> |
| <b>Total School Aid (included in GBM)</b>   | <b>\$ 15,502.4</b>  | <b>\$ 17,232.4</b> | <b>\$ 1,730.0</b> | <b>11.2</b> |
| <b>Additional Support from the Lottery Enterprise<br/>Contribution Act (Teachers' Pension Payments)</b> | <b>\$ 842.5</b>     | <b>\$ 852.2</b>    | <b>\$ 9.7</b>     | <b>1.2</b>  |
| <b>Grand Total School Aid</b>   | <b>\$ 16,344.9</b>  | <b>\$ 18,084.6</b> | <b>\$ 1,739.7</b> | <b>10.6</b> |

## Higher Education

(In Thousands)

|   | FY 2021<br>Adj. Approp | FY 2022<br>Budget   | Change<br>\$      | %           |
|---|------------------------|---------------------|-------------------|-------------|
| <b>College and Universities</b>                           |                        |                     |                   |             |
| Senior Public Institutions                                |                        |                     |                   |             |
| Operating Support   | 731,706                | 732,906             | 1,200             | 0.2         |
| Outcomes-Based Allocation                                 | 35,343                 | 80,343              | 45,000            | 127.3       |
| Fringe Benefits   | 713,283                | 748,962             | 35,679            | 5.0         |
| Independent Colleges and Universities                     | 3,000                  | 3,000               | -                 | 0.0         |
| Community Colleges  |                        |                     |                   |             |
| Operating Support <sup>(a)</sup>                          | 117,357                | 139,123             | 21,766            | 18.5        |
| Fringe Benefits   | 53,599                 | 53,325              | (274)             | (0.5)       |
| <b>Total Colleges and Universities</b>                    | <b>\$ 1,654,288</b>    | <b>\$ 1,757,659</b> | <b>\$ 103,371</b> | <b>6.2</b>  |
| <b>Student Financial Assistance</b>                       |                        |                     |                   |             |
| Tuition Aid Grants  | 437,887                | 437,887             | -                 | 0.0         |
| Garden State Guarantee Implementation                     | -                      | 5,000               | 5,000             | -           |
| Community College Opportunity Grant                       | 21,200                 | 27,000              | 5,800             | 27.4        |
| Student Success Incentive Funding                         | 5,000                  | 5,000               | -                 | 0.0         |
| Part-Time Tuition Aid Grants for County Colleges          | 8,737                  | 8,737               | -                 | 0.0         |
| NJSTARS I & II  | 6,907                  | 6,907               | -                 | 0.0         |
| EOF Grants and Scholarships                               | 49,072                 | 51,838              | 2,766             | 5.6         |
| Governor's Urban Scholarship Program                      | 945                    | 945                 | -                 | 0.0         |
| Other Student Aid Programs                                | 2,260                  | 2,260               | -                 | 0.0         |
| <b>Total Student Financial Assistance</b>                 | <b>\$ 532,008</b>      | <b>\$ 545,574</b>   | <b>13,566</b>     | <b>2.5</b>  |
| <b>Facilities and Capital</b>                             | <b>\$ 141,344</b>      | <b>\$ 142,074</b>   | <b>730</b>        | <b>0.5</b>  |
| <b>Other Programs</b>                                     | <b>\$ 10,232</b>       | <b>\$ 11,954</b>    | <b>1,722</b>      | <b>16.8</b> |
| <b>Lottery Enterprise Contribution Act <sup>(b)</sup></b> | <b>\$ 129,818</b>      | <b>\$ 131,187</b>   | <b>1,369</b>      | <b>1.1</b>  |
| <b>Total Higher Education</b>                             | <b>\$ 2,467,690</b>    | <b>\$ 2,588,448</b> | <b>120,758</b>    | <b>4.9</b>  |

Notes:

(a) Includes funding from the Supplemental Workforce Fund for Basic Skills of \$33.8 million in FY2021 and \$23.8 million in FY2022.

(b) Supports fringe benefits of State-supported employees at Senior Public Institutions and Community Colleges.

**SUMMARY OF APPROPRIATIONS;  
MAJOR INCREASES AND DECREASES**

This table summarizes the major increases and decreases in the fiscal year 2022 budget and is organized by category.

Categories of recommended appropriations are defined as follows:

**State Operations** consists of programs and services operated directly by the State government. The largest single component is for the salary and benefits of State employees. This portion of the budget is subject to the spending limitations imposed by the Cap Law.

**Grants-in-Aid** appropriations are for programs and services provided to the public on behalf of the State by a third party provider, or grants made directly to individuals based on assorted program eligibility criteria. The NJ FamilyCare program, Tuition Aid Grant Program, Homestead Benefit Program, and funding for New Jersey Transit and State colleges and universities fall into this category.

**State Aid** consists of payments to or on behalf of counties, municipalities, and school districts to assist them in carrying out their local responsibilities. This category of expenditure includes school aid and municipal aid. It also includes funding for county colleges, local public assistance, and county psychiatric hospital costs.

**Capital Construction** represents pay-as-you-go allocations and debt service for construction and other infrastructure items.

**Debt Service** payments represent the interest and principal on capital projects funded through the sale of general obligation bonds.

**APPROPRIATIONS;  
MAJOR INCREASES AND DECREASES  
(millions of dollars)**

|   | <u>Increases</u>           | <u>Decreases</u> | <u>Net<br/>Change</u> |
|---|----------------------------|------------------|-----------------------|
| <b>State Operations</b>                                       |                            |                  |                       |
| Pensions - State Employees.....                               | \$ 543.110                 |                  |                       |
| State Active and Retiree Employee Health Benefits.....        | 229.223                    |                  |                       |
| Central Salary Program.....                                   | 124.930                    |                  |                       |
| State Police - Replace One-Time Resources.....                | 28.060                     |                  |                       |
| NJ Health Plan Savings Subsidies.....                         | 25.000                     |                  |                       |
| Debt Service.....   | 23.992                     |                  |                       |
| Tax System Modernization.....                                 | 19.500                     |                  |                       |
| Tort Claims Liability Fund.....                               | 15.000                     |                  |                       |
| Next Generation 9-1-1.....                                    | 13.000                     |                  |                       |
| Permit Modernization.....                                     | 7.500                      |                  |                       |
| Internet Infrastructure for Inmates.....                      | 5.000                      |                  |                       |
| State Police - 163rd Recruit Class.....                       | 4.500                      |                  |                       |
| Department of Health Staffing Increases.....                  | 4.200                      |                  |                       |
| Unemployment Processing Modernization and Improvements.....   | 3.875                      |                  |                       |
| Hep C Treatment of Offenders with Substance Use Disorder..... | 3.700                      |                  |                       |
| Earn Your Way Out - Parole.....                               | 3.067                      |                  |                       |
| Business Marketing Initiative.....                            | 3.000                      |                  |                       |
| Other (Net).....  | 38.171                     |                  |                       |
| <b>Subtotal - State Operations Increases</b>                  | <b><u>\$ 1,094.828</u></b> |                  |                       |
| Winter Operations.....  |                            | \$ (95.000)      |                       |
| Corrections Consolidation & Efficiencies Savings.....         |                            | (14.000)         |                       |

**APPROPRIATIONS;  
MAJOR INCREASES AND DECREASES  
(millions of dollars)**

|  | <u>Increases</u> | <u>Decreases</u>    | <u>Net<br/>Change</u> |
|--|------------------|---------------------|-----------------------|
| Employer Taxes.....  |                  | (13.703)            |                       |
| Procurement Efficiencies.....  |                  | (10.000)            |                       |
| Developmental Centers - Shift to Non-State Funds.....  |                  | (8.611)             |                       |
| Psychiatric Hospitals - Shift to Non-State Funds.....  |                  | (3.286)             |                       |
| <b>Subtotal - State Operations Decreases</b>   |                  | <b>\$ (144.600)</b> |                       |
| <b>Net Change (State Operations)</b>   |                  |                     | <b>\$ 950.228</b>     |
| <br>   |                  |                     |                       |
| <b>Grants-In-Aid</b>   |                  |                     |                       |
| Middle Class Tax Rebate Program.....   | \$ 319.000       |                     |                       |
| NJ Family Care Health Care.....  | 271.019          |                     |                       |
| Offshore Wind Port Project, Direct Appropriation.....  | 200.000          |                     |                       |
| SDA Project Funding, Direct Appropriation.....   | 200.000          |                     |                       |
| NJ FamilyCare - Replacement of One-Time Savings Initiatives.....                               | 164.800          |                     |                       |
| Continue 10% Nursing Facility Rate Increase.....   | 87.000           |                     |                       |
| Costs Due to Minimum Wage Increase.....  | 85.871           |                     |                       |
| SDA Capital Maintenance and Emergent Needs Grants.....   | 75.000           |                     |                       |
| Pensions - Higher Education.....   | 64.126           |                     |                       |
| Children's System of Care - Stabilization and Rate Rebalancing.....                            | 62.857           |                     |                       |
| Continue 20% Division of Developmental Disabilities Residential<br>Provider Rate Increase..... | 56.756           |                     |                       |
| Higher Education Funding Formula.....  | 50.000           |                     |                       |
| Child Care - Trend and Replace One-Time Resources.....   | 43.842           |                     |                       |
| State Active and Retiree Employee Health Benefits.....   | 26.528           |                     |                       |
| Lending Partnerships.....  | 25.000           |                     |                       |
| Cover All Kids Initiative.....   | 20.000           |                     |                       |
| NJSEA - Keegan Landfill Capping and Ventilation.....   | 20.000           |                     |                       |
| Supplemental Prenatal Program.....   | 15.000           |                     |                       |
| Gubernatorial Elections Fund - General Election.....   | 14.886           |                     |                       |
| Local Aid and Economic Development Grants.....   | 13.500           |                     |                       |
| Enhanced Charity Care Payment.....   | 10.000           |                     |                       |
| Future of Work Initiatives.....  | 10.000           |                     |                       |
| Redevelopment Investment Fund.....   | 10.000           |                     |                       |
| Urban Site Acquisition Fund.....   | 10.000           |                     |                       |
| Black and Latino Seed Fund.....  | 10.000           |                     |                       |
| University Hospital Capital Growth.....  | 8.500            |                     |                       |
| Medicaid Expansion - 365 Days Postpartum.....  | 8.500            |                     |                       |
| Community College Opportunity Grant.....   | 7.000            |                     |                       |
| Expand Pharmaceutical Assistance to the Aged Income Limits.....                                | 6.850            |                     |                       |
| Legal Services of New Jersey.....  | 6.000            |                     |                       |
| Mental Health Supportive Housing Subsidies.....  | 5.178            |                     |                       |
| Pay It Forward Fund.....   | 5.000            |                     |                       |
| Child Care Provider Pilot Programs.....  | 5.000            |                     |                       |
| Earn Your Way Out - Parole.....  | 4.737            |                     |                       |
| Youth Service Commissions - Juvenile Justice.....  | 4.200            |                     |                       |
| Union County - Clark Reservoir.....  | 4.000            |                     |                       |
| Newark West Side Community Center.....   | 4.000            |                     |                       |
| Wildwood Boardwalk.....  | 4.000            |                     |                       |
| Garret Mountain Reservation Improvement Project.....   | 3.400            |                     |                       |

**APPROPRIATIONS;  
MAJOR INCREASES AND DECREASES  
(millions of dollars)**

|  | <u>Increases</u>           | <u>Decreases</u>           | <u>Net<br/>Change</u>      |
|--|----------------------------|----------------------------|----------------------------|
| AIDS Grants.....   | 3.000                      |                            |                            |
| Newark Homeless Housing Program.....                                   | 3.000                      |                            |                            |
| Coalition to End Domestic Violence.....                                | 3.000                      |                            |                            |
| Release Support Partnership Program.....                               | 3.000                      |                            |                            |
| Hudson County Reentry Pilot Program.....                               | 3.000                      |                            |                            |
| <b><i>Subtotal - Grants-In-Aid Increases</i></b>                       | <b><u>\$ 1,956.550</u></b> |                            |                            |
| NJ Transit State Subsidy - Shift to Non-State Resources.....           |                            | \$ (286.146)               |                            |
| NJ FamilyCare Net Shift to Non-State Resources.....                    |                            | (281.813)                  |                            |
| Developmental Disabilities Trend and Shift to Non-State Resources..... |                            | (70.995)                   |                            |
| Division of Child Protection and Permanency Trend.....                 |                            | (22.851)                   |                            |
| Preserve New Jersey.....   |                            | (19.005)                   |                            |
| Homestead Benefit Program Trend.....                                   |                            | (15.000)                   |                            |
| Children's System of Care - Shift to Non-State Resources.....          |                            | (10.820)                   |                            |
| Medicaid Prescription Drug Utilization Savings.....                    |                            | (10.000)                   |                            |
| Corrections Community Services Trend.....                              |                            | (10.000)                   |                            |
| Employer Taxes.....  |                            | (8.146)                    |                            |
| Debt Service.....  |                            | (7.249)                    |                            |
| Temporary Suspension of Transfers from County Jails.....               |                            | (4.200)                    |                            |
| Other (Net).....   |                            | (86.129)                   |                            |
| <b><i>Subtotal - Grants-In-Aid Decreases</i></b>                       |                            | <b><u>\$ (832.354)</u></b> |                            |
| <b><i>Net Change (Grants-In-Aid)</i></b>                               |                            |                            | <b><u>\$ 1,124.196</u></b> |
| <br>   |                            |                            |                            |
| <b>State Aid</b>   |                            |                            |                            |
| Pensions.....  | \$ 960.814                 |                            |                            |
| School Aid Increase.....   | 578.104                    |                            |                            |
| Debt Service.....  | 156.255                    |                            |                            |
| Stabilization Aid.....   | 50.000                     |                            |                            |
| Preschool Education Aid.....   | 49.901                     |                            |                            |
| Pensions - Local Employees.....  | 44.675                     |                            |                            |
| Extraordinary Special Education Aid.....                               | 25.000                     |                            |                            |
| Employer Taxes.....  | 18.079                     |                            |                            |
| Support of Patients in County Psychiatric Hospitals.....               | 15.504                     |                            |                            |
| Extend Veterans Property Tax Deduction to Peacetime Veterans.....      | 15.456                     |                            |                            |
| Regional School District Consolidation.....                            | 10.000                     |                            |                            |
| General Assistance - Remove Drug Conviction Prohibition.....           | 6.840                      |                            |                            |
| County Colleges Operating Aid.....                                     | 5.000                      |                            |                            |
| Neighborhood Preservation (P.L.1975, c.248 and c.249).....             | 5.000                      |                            |                            |
| Lead Testing For Schools.....  | 5.000                      |                            |                            |
| <b><i>Subtotal - State Aid Increases</i></b>                           | <b><u>\$ 1,945.628</u></b> |                            |                            |
| Charter School Aid Trend.....  |                            | \$ (33.568)                |                            |
| Post Retirement Medical.....   |                            | (10.607)                   |                            |
| Supplemental Security Income Trend.....                                |                            | (7.799)                    |                            |
| Veterans' Property Tax Deduction Trend.....                            |                            | (3.856)                    |                            |
| Vote By Mail Application Legislation.....                              |                            | (3.000)                    |                            |
| Other (Net).....   |                            | (65.526)                   |                            |
| <b><i>Subtotal - State Aid Decreases</i></b>                           |                            | <b><u>\$ (124.356)</u></b> |                            |
| <b><i>Net Change (State Aid)</i></b>                                   |                            |                            | <b><u>\$ 1,821.272</u></b> |

**APPROPRIATIONS;  
MAJOR INCREASES AND DECREASES  
(millions of dollars)**

|   | <u>Increases</u>           | <u>Decreases</u>             | <u>Net<br/>Change</u>      |
|---|----------------------------|------------------------------|----------------------------|
| <b>Capital Construction</b>   |                            |                              |                            |
| Debt Service.....   | \$ 81.571                  |                              |                            |
| Capital Improvements, Statewide.....                                    | 48.107                     |                              |                            |
| Beach Replenishment Projects.....                                       | 20.000                     |                              |                            |
| State House Complex Generators.....                                     | 8.000                      |                              |                            |
| Capital Security Committee.....   | 5.000                      |                              |                            |
| CBT Appropriation Adjustment: Capital.....                              | 4.007                      |                              |                            |
| Life Safety, Emergency and IT Projects.....                             | 3.875                      |                              |                            |
| 135 W. Hanover Street - Interior Renovations.....                       | 3.500                      |                              |                            |
| Other (Net).....  | 0.250                      |                              |                            |
| <b><i>Subtotal - Capital Construction Increases</i></b>                 | <b><u>\$ 174.310</u></b>   |                              |                            |
| Preserve New Jersey.....  |                            | \$ (200.298)                 |                            |
| Economic Development and Infrastructure Improvement Revolving Fund..... |                            | (6.000)                      |                            |
| <b><i>Subtotal - Capital Construction Decreases</i></b>                 |                            | <b><u>\$ (206.298)</u></b>   |                            |
| <b><i>Net Change (Capital Construction)</i></b>                         |                            |                              | <b><u>\$ (31.988)</u></b>  |
| <b>Debt Service</b>   |                            |                              |                            |
| General Obligation Debt Service.....                                    |                            | \$ (245.998)                 |                            |
| <b><i>Subtotal - Debt Service Decreases</i></b>                         |                            | <b><u>\$ (245.998)</u></b>   |                            |
| <b><i>Net Change (Debt Service)</i></b>                                 |                            |                              | <b><u>\$ (245.998)</u></b> |
| <b>GRAND TOTAL</b>  | <b><u>\$ 5,171.316</u></b> | <b><u>\$ (1,553.606)</u></b> | <b><u>\$ 3,617.710</u></b> |

**TABLE I**  
**SUMMARY OF FISCAL YEAR 2021-22 APPROPRIATION RECOMMENDATIONS**

(thousands of dollars)

*Table I is a summary of appropriations of all State fund sources.  
It highlights the percent change in appropriations between fiscal years.*

|  | <b>2021<br/>Adjusted<br/>Approp.</b> | <b>2022<br/>Recommended</b> | <b>----- Change -----<br/>Dollar</b> | <b>Percent</b> |
|--|--------------------------------------|-----------------------------|--------------------------------------|----------------|
| <b>GENERAL FUND AND PROPERTY TAX RELIEF FUND</b>           |                                      |                             |                                      |                |
| <b>State Aid and Grants</b>                                | <b>29,820,766</b>                    | <b>32,694,054</b>           | <b>2,873,288</b>                     | <b>9.6 %</b>   |
| <b>State Operations</b>                                    |                                      |                             |                                      |                |
| Executive Branch   | 3,901,311                            | 3,950,842                   | 49,531                               | 1.3            |
| Legislature  | 97,570                               | 97,570                      | -                                    | 0.0            |
| The Judiciary  | 828,014                              | 828,014                     | -                                    | 0.0            |
| Interdepartmental  | 3,611,405                            | 4,510,608                   | 899,203                              | 24.9           |
| <b>Total State Operations</b>                              | <b>8,438,300</b>                     | <b>9,387,034</b>            | <b>948,734</b>                       | <b>11.2 %</b>  |
| <b>Capital Construction</b>                                | <b>1,966,096</b>                     | <b>1,934,108</b>            | <b>(31,988)</b>                      | <b>(1.6)</b>   |
| <b>Debt Service</b>  | <b>641,205</b>                       | <b>395,207</b>              | <b>(245,998)</b>                     | <b>(38.4)</b>  |
| <b>TOTAL GENERAL FUND<br/>AND PROPERTY TAX RELIEF FUND</b> | <b>40,866,367</b>                    | <b>44,410,403</b>           | <b>3,544,036</b>                     | <b>8.7 %</b>   |
| <b>CASINO CONTROL FUND</b>                                 | <b>60,897</b>                        | <b>62,391</b>               | <b>1,494</b>                         | <b>2.5</b>     |
| <b>CASINO REVENUE FUND</b>                                 | <b>276,032</b>                       | <b>338,479</b>              | <b>62,447</b>                        | <b>22.6</b>    |
| <b>GUBERNATORIAL ELECTIONS FUND</b>                        | <b>11,747</b>                        | <b>21,480</b>               | <b>9,733</b>                         | <b>82.9</b>    |
| <b>GRAND TOTAL STATE APPROPRIATIONS</b>                    | <b>41,215,043</b>                    | <b>44,832,753</b>           | <b>3,617,710</b>                     | <b>8.8 %</b>   |

**TABLE II**  
**SUMMARY OF FISCAL YEAR 2021-22 APPROPRIATION RECOMMENDATIONS**  
(thousands of dollars)

*Table II shows comprehensive prior year financial data, current year appropriations, and budget year recommendations by fund and major spending category.*

| Year Ending June 30, 2020       |                        |                                    |                    |                   |                                     | Year Ending<br>June 30, 2022 |                   |                   |
|---------------------------------|------------------------|------------------------------------|--------------------|-------------------|-------------------------------------|------------------------------|-------------------|-------------------|
| Orig. &<br>(S)Supple-<br>mental | Reapp. &<br>(R)Recpts. | Transfers &<br>(E)Emer-<br>gencies | Total<br>Available | Expended          |                                     | 2021<br>Adjusted<br>Approp.  | Requested         | Recom-<br>mended  |
| 8,066,444                       | 612,700                | 224,433                            | 8,903,577          | 7,941,661         | <b>General Fund</b>                 |                              |                   |                   |
| 10,169,109                      | 131,558                | -21,934                            | 10,278,733         | 10,077,425        | Direct State Services               | 8,438,300                    | 9,388,059         | 9,387,034         |
| 695,328                         | 72,131                 | 55,571                             | 823,030            | 693,949           | Grants-in-Aid                       | 11,142,485                   | 12,382,810        | 12,209,499        |
| 1,595,962                       | 224,951                | -52,236                            | 1,768,677          | 1,395,707         | State Aid                           | 2,898,606                    | 3,579,494         | 3,576,044         |
| 315,515                         | ---                    | ---                                | 315,515            | 315,509           | Capital Construction                | 1,734,832                    | 1,702,844         | 1,702,844         |
|                                 |                        |                                    |                    |                   | Debt Service                        | 641,205                      | 395,207           | 395,207           |
| <b>20,842,358</b>               | <b>1,041,340</b>       | <b>205,834</b>                     | <b>22,089,532</b>  | <b>20,424,251</b> | <b>Total General Fund</b>           | <b>24,855,428</b>            | <b>27,448,414</b> | <b>27,270,628</b> |
| <b>17,297,346</b>               | <b>2,796</b>           | <b>-180,846</b>                    | <b>17,119,296</b>  | <b>17,031,103</b> | <b>Property Tax Relief Fund</b>     | <b>16,010,939</b>            | <b>17,151,591</b> | <b>17,139,775</b> |
| <b>55,767</b>                   | <b>1,766</b>           | <b>---</b>                         | <b>57,533</b>      | <b>50,458</b>     | <b>Casino Control Fund</b>          | <b>60,897</b>                | <b>62,391</b>     | <b>62,391</b>     |
| <b>262,822</b>                  | <b>46</b>              | <b>---</b>                         | <b>262,868</b>     | <b>262,529</b>    | <b>Casino Revenue Fund</b>          | <b>276,032</b>               | <b>338,479</b>    | <b>338,479</b>    |
| <b>---</b>                      | <b>3</b>               | <b>---</b>                         | <b>3</b>           | <b>---</b>        | <b>Gubernatorial Elections Fund</b> | <b>11,747</b>                | <b>21,480</b>     | <b>21,480</b>     |
| <b>38,458,293</b>               | <b>1,045,951</b>       | <b>24,988</b>                      | <b>39,529,232</b>  | <b>37,768,341</b> | <b>GRAND TOTAL STATE</b>            | <b>41,215,043</b>            | <b>45,022,355</b> | <b>44,832,753</b> |
|                                 |                        |                                    |                    |                   | <b>APPROPRIATIONS</b>               |                              |                   |                   |

**TABLE III**  
**SUMMARY OF APPROPRIATIONS BY ORGANIZATION**

(thousands of dollars)

Table III shows comprehensive prior year financial data, current year appropriations, and budget year recommendations by major spending category, governmental branch, and department.

| Year Ending June 30, 2020           |                      |                             |                  |                  | Year Ending June 30, 2022                     |                       |                  |                  |
|-------------------------------------|----------------------|-----------------------------|------------------|------------------|---|-----------------------|------------------|------------------|
| Orig. & (S) Supplemental            | Reapp. & (R) Recpts. | Transfers & (E) Emergencies | Total Available  | Expended         |   | 2021 Adjusted Approp. | Requested        | Recommended      |
| <b><u>DIRECT STATE SERVICES</u></b> |                      |                             |                  |                  |   |                       |                  |                  |
| <b>Legislative Branch</b>           |                      |                             |                  |                  |   |                       |                  |                  |
| 16,077                              | 5,796                | ---                         | 21,873           | 14,538           | Senate  | 16,690                | 16,690           | 16,690           |
| 22,717                              | 9,098                | ---                         | 31,815           | 22,177           | General Assembly                              | 23,208                | 23,208           | 23,208           |
| 29,881                              | 4,589                | 1,899                       | 36,369           | 33,071           | Legislative Support Services                  | 40,514                | 40,514           | 40,514           |
| 12,272                              | 9,056                | ---                         | 21,328           | 17,075           | Legislative Commissions                       | 17,158                | 17,158           | 17,158           |
| <b>80,947</b>                       | <b>28,539</b>        | <b>1,899</b>                | <b>111,385</b>   | <b>86,861</b>    | <b>Total Legislative Branch</b>               | <b>97,570</b>         | <b>97,570</b>    | <b>97,570</b>    |
| <b>Executive Branch</b>             |                      |                             |                  |                  |   |                       |                  |                  |
| 5,929                               | 1,809                | 1                           | 7,739            | 7,253            | Chief Executive                               | 7,745                 | 7,745            | 7,745            |
| 5,995                               | 9,969                | 4,745                       | 20,709           | 10,932           | Department of Agriculture                     | 6,882                 | 7,269            | 7,269            |
| 140,613                             | 1,031                | 1                           | 141,645          | 89,630           | Department of Banking and Insurance           | 64,013                | 89,513           | 89,513           |
| 290,701                             | 4,773                | 22,909                      | 318,383          | 311,742          | Department of Children and Families           | 323,353               | 321,595          | 321,595          |
| 42,864                              | 31,490               | -1,797                      | 72,557           | 62,102           | Department of Community Affairs               | 48,138                | 49,638           | 49,638           |
| 933,274                             | 15,382               | 65,198                      | 1,013,854        | 880,272          | Department of Corrections                     | 951,154               | 955,138          | 955,138          |
| 87,732                              | 4,141                | 365                         | 92,238           | 89,408           | Department of Education                       | 89,405                | 90,926           | 90,926           |
| 247,506                             | 66,027               | 7,731                       | 321,264          | 271,918          | Department of Environmental Protection        | 250,372               | 253,151          | 253,151          |
| 367,715                             | 13,304               | 9,000                       | 390,019          | 331,683          | Department of Health                          | 411,051               | 416,835          | 416,835          |
| 290,260                             | 34,648               | 35,738                      | 360,646          | 324,719          | Department of Human Services                  | 288,952               | 278,633          | 278,633          |
| 289,389                             | 34,602               | 35,738                      | 359,729          | 323,917          | (From General Fund)                           | 288,081               | 277,762          | 277,762          |
| 871                                 | 46                   | ---                         | 917              | 802              | (From Casino Revenue Fund)                    | 871                   | 871              | 871              |
| 98,271                              | 33,872               | 1,053                       | 133,196          | 120,761          | Department of Labor and Workforce Development | 107,020               | 117,145          | 117,145          |
| 628,654                             | 155,002              | 60,975                      | 844,631          | 702,036          | Department of Law and Public Safety           | 644,842               | 690,644          | 690,644          |
| 580,062                             | 153,626              | 60,975                      | 794,663          | 656,785          | (From General Fund)                           | 591,450               | 635,571          | 635,571          |
| 48,500                              | 1,376                | ---                         | 49,876           | 45,159           | (From Casino Control Fund)                    | 53,300                | 54,981           | 54,981           |
| 92                                  | ---                  | ---                         | 92               | 92               | (From Casino Revenue Fund)                    | 92                    | 92               | 92               |
| 93,275                              | 11,755               | 1                           | 105,031          | 84,596           | Department of Military and Veterans' Affairs  | 95,134                | 96,909           | 96,909           |
| 43,988                              | 1,169                | 5,788                       | 50,945           | 44,699           | Department of State                           | 44,772                | 55,439           | 54,414           |
| 62,793                              | 9,113                | 5,150                       | 77,056           | 72,387           | Department of Transportation                  | 137,812               | 52,812           | 52,812           |
| 477,663                             | 43,901               | 5,781                       | 527,345          | 476,818          | Department of the Treasury                    | 491,737               | 530,840          | 530,840          |
| 470,396                             | 43,511               | 5,781                       | 519,688          | 471,519          | (From General Fund)                           | 484,140               | 523,430          | 523,430          |
| 7,267                               | 390                  | ---                         | 7,657            | 5,299            | (From Casino Control Fund)                    | 7,597                 | 7,410            | 7,410            |
| 665                                 | ---                  | 12                          | 677              | 673              | Miscellaneous Commissions                     | 789                   | 989              | 989              |
| <b>3,817,898</b>                    | <b>437,386</b>       | <b>222,651</b>              | <b>4,477,935</b> | <b>3,881,629</b> | <b>Total Executive Branch</b>                 | <b>3,963,171</b>      | <b>4,015,221</b> | <b>4,014,196</b> |
| 3,761,168                           | 435,574              | 222,651                     | 4,419,393        | 3,830,277        | (From General Fund)                           | 3,901,311             | 3,951,867        | 3,950,842        |
| 55,767                              | 1,766                | ---                         | 57,533           | 50,458           | (From Casino Control Fund)                    | 60,897                | 62,391           | 62,391           |
| 963                                 | 46                   | ---                         | 1,009            | 894              | (From Casino Revenue Fund)                    | 963                   | 963              | 963              |
| <b>Interdepartmental Accounts</b>   |                      |                             |                  |                  |   |                       |                  |                  |
| 187,002                             | 1,295                | 10,940                      | 199,237          | 198,275          | Property Rentals                              | 189,451               | 182,032          | 182,032          |
| 126,728                             | 569                  | ---                         | 127,297          | 113,826          | Insurance and Other Services                  | 126,228               | 141,228          | 141,228          |
| 2,880,161                           | 5,000                | 159,025                     | 3,044,186        | 2,914,003        | Employee Benefits                             | 3,199,941             | 3,967,300        | 3,967,300        |
| 29,742                              | 6,689                | -625                        | 35,806           | 25,902           | Other Interdepartmental Accounts              | 23,192                | 22,525           | 22,525           |
| 149,800                             | 95,645               | -115,286                    | 130,159          | 9,810            | Salary Increases and Other Benefits           | 11,000                | 135,930          | 135,930          |
| 61,593                              | 37                   | -14,500                     | 47,130           | 41,087           | Utilities and Other Services                  | 61,593                | 61,593           | 61,593           |

# Appendix

| Year Ending June 30, 2020               |                      |                             |                  |                  | Year Ending June 30, 2022                     |                       |                  |                |
|---|----------------------|-----------------------------|------------------|------------------|---|-----------------------|------------------|----------------|
| Orig. & (S) Supplemental                | Reapp. & (R) Recpts. | Transfers & (E) Emergencies | Total Available  | Expended         |   | 2021 Adjusted Approp. | Requested        | Recommended    |
| <b>3,435,026</b>                        | <b>109,235</b>       | <b>39,554</b>               | <b>3,583,815</b> | <b>3,302,903</b> | <b><u>DIRECT STATE SERVICES</u></b>           |                       |                  |                |
| <b>Total Interdepartmental Accounts</b> |                      |                             |                  |                  | <b>3,611,405</b>                              | <b>4,510,608</b>      | <b>4,510,608</b> |                |
| <b>Judicial Branch</b>                  |                      |                             |                  |                  |   |                       |                  |                |
| 789,303                                 | 39,352               | -39,671                     | 788,984          | 721,620          | The Judiciary                                 | 828,014               | 828,014          | 828,014        |
| <b>789,303</b>                          | <b>39,352</b>        | <b>-39,671</b>              | <b>788,984</b>   | <b>721,620</b>   | <b>Total Judicial Branch</b>                  | <b>828,014</b>        | <b>828,014</b>   | <b>828,014</b> |
| <b>8,123,174</b>                        | <b>614,512</b>       | <b>224,433</b>              | <b>8,962,119</b> | <b>7,993,013</b> | <b>Total Direct State Services</b>            |                       |                  |                |
| 8,066,444                               | 612,700              | 224,433                     | 8,903,577        | 7,941,661        | (From General Fund)                           | 8,438,300             | 9,388,059        | 9,387,034      |
| 55,767                                  | 1,766                | ---                         | 57,533           | 50,458           | (From Casino Control Fund)                    | 60,897                | 62,391           | 62,391         |
| 963                                     | 46                   | ---                         | 1,009            | 894              | (From Casino Revenue Fund)                    | 963                   | 963              | 963            |
| <b>GRANTS-IN-AID</b>                    |                      |                             |                  |                  |   |                       |                  |                |
| <b>Executive Branch</b>                 |                      |                             |                  |                  |   |                       |                  |                |
| 14,918                                  | 645                  | ---                         | 15,563           | 14,958           | Department of Agriculture                     | 25,213                | 26,918           | 26,918         |
| 853,322                                 | 1,063                | 16,352                      | 870,737          | 844,486          | Department of Children and Families           | 896,058               | 937,263          | 937,263        |
| 78,411                                  | 9,207                | 7,886                       | 95,504           | 72,579           | Department of Community Affairs               | 104,808               | 139,503          | 139,503        |
| 100,334                                 | 1,419                | ---                         | 101,753          | 98,959           | Department of Corrections                     | 114,204               | 106,016          | 106,016        |
| 9,910                                   | ---                  | ---                         | 9,910            | 2,225            | Department of Education                       | 5,585                 | 282,100          | 282,100        |
| 9,910                                   | ---                  | ---                         | 9,910            | 2,225            | (From General Fund)                           | 5,085                 | 281,600          | 281,600        |
| ---                                     | ---                  | ---                         | ---              | ---              | (From Property Tax Relief Fund)               | 500                   | 500              | 500            |
| 2,025                                   | 2,796                | -384                        | 4,437            | 3,441            | Department of Environmental Protection        | 1,214                 | 4,614            | 4,614          |
| 618,507                                 | 12,234               | 2,117                       | 632,858          | 630,004          | Department of Health                          | 730,268               | 623,254          | 623,254        |
| 617,978                                 | 12,234               | 2,117                       | 632,329          | 629,475          | (From General Fund)                           | 729,752               | 622,738          | 622,738        |
| 529                                     | ---                  | ---                         | 529              | 529              | (From Casino Revenue Fund)                    | 516                   | 516              | 516            |
| 5,673,734                               | 66,651               | 47,990                      | 5,788,375        | 5,707,162        | Department of Human Services                  | 6,140,634             | 6,594,698        | 6,594,698      |
| 5,410,600                               | 66,651               | 47,990                      | 5,525,241        | 5,444,388        | (From General Fund)                           | 5,864,277             | 6,255,894        | 6,255,894      |
| 4,000                                   | ---                  | ---                         | 4,000            | 3,864            | (From Property Tax Relief Fund)               | 4,000                 | 4,000            | 4,000          |
| 259,134                                 | ---                  | ---                         | 259,134          | 258,910          | (From Casino Revenue Fund)                    | 272,357               | 334,804          | 334,804        |
| 73,542                                  | ---                  | 2,003                       | 75,545           | 75,122           | Department of Labor and Workforce Development | 72,542                | 82,542           | 82,542         |
| 71,346                                  | ---                  | 2,003                       | 73,349           | 72,926           | (From General Fund)                           | 70,346                | 80,346           | 80,346         |
| 2,196                                   | ---                  | ---                         | 2,196            | 2,196            | (From Casino Revenue Fund)                    | 2,196                 | 2,196            | 2,196          |
| 18,364                                  | 145                  | ---                         | 18,509           | 17,302           | Department of Law and Public Safety           | 87,469                | 45,415           | 45,415         |
| 18,364                                  | 142                  | ---                         | 18,506           | 17,302           | (From General Fund)                           | 75,722                | 23,935           | 23,935         |
| ---                                     | 3                    | ---                         | 3                | ---              | (From Gubernatorial Elections Fund)           | 11,747                | 21,480           | 21,480         |
| 2,664                                   | ---                  | ---                         | 2,664            | 2,637            | Department of Military and Veterans' Affairs  | 2,595                 | 2,595            | 2,595          |
| 1,239,946                               | 18,050               | -45,349                     | 1,212,647        | 1,205,118        | Department of State                           | 1,380,470             | 1,630,037        | 1,458,726      |
| 457,466                                 | 2,082                | 31                          | 459,579          | 458,423          | Department of Transportation                  | 386,146               | 113,500          | 113,500        |
| 564,280                                 | 16,283               | ---                         | 580,563          | 531,407          | Department of the Treasury                    | 768,139               | 1,129,966        | 1,127,966      |
| 203,980                                 | 16,208               | ---                         | 220,188          | 180,249          | (From General Fund)                           | 273,439               | 650,266          | 648,266        |
| 360,300                                 | 75                   | ---                         | 360,375          | 351,158          | (From Property Tax Relief Fund)               | 494,700               | 479,700          | 479,700        |
| <b>9,707,423</b>                        | <b>130,575</b>       | <b>30,646</b>               | <b>9,868,644</b> | <b>9,663,823</b> | <b>Total Executive Branch</b>                 |                       |                  |                |
| 9,081,264                               | 130,497              | 30,646                      | 9,242,407        | 9,047,166        | (From General Fund)                           | 9,929,329             | 10,875,225       | 10,701,914     |
| 364,300                                 | 75                   | ---                         | 364,375          | 355,022          | (From Property Tax Relief Fund)               | 499,200               | 484,200          | 484,200        |
| 261,859                                 | ---                  | ---                         | 261,859          | 261,635          | (From Casino Revenue Fund)                    | 275,069               | 337,516          | 337,516        |
| ---                                     | 3                    | ---                         | 3                | ---              | (From Gubernatorial Elections Fund)           | 11,747                | 21,480           | 21,480         |
| <b>Interdepartmental Accounts</b>       |                      |                             |                  |                  |   |                       |                  |                |
| 963,642                                 | ---                  | -12,580                     | 951,062          | 946,184          | Employee Benefits                             | 1,066,428             | 1,149,716        | 1,149,716      |
| 40,000                                  | ---                  | -40,000                     | ---              | ---              | Other Interdepartmental Accounts              | 43,992                | 43,992           | 43,992         |
| 93,067                                  | 1,061                | -190                        | 93,938           | 92,714           | Aid to Independent Authorities                | 116,889               | 328,032          | 328,032        |



# Appendix

| Year Ending June 30, 2020 |                      |                             |                   |                   | Year Ending June 30, 2022                    |                       |                   |                   |
|---------------------------|----------------------|-----------------------------|-------------------|-------------------|--|-----------------------|-------------------|-------------------|
| Orig. & (S) Supplemental  | Reapp. & (R) Recpts. | Transfers & (E) Emergencies | Total Available   | Expended          |  | 2021 Adjusted Approp. | Requested         | Recommended       |
|                           |                      |                             |                   |                   | <b><u>CAPITAL CONSTRUCTION</u></b>           |                       |                   |                   |
| ---                       | 4,049                | 3,832                       | 7,881             | 1,533             | Department of Corrections                    | ---                   | ---               | ---               |
| ---                       | 135                  | ---                         | 135               | 23                | Department of Education                      | ---                   | ---               | ---               |
| 209,019                   | 154,092              | -3,984                      | 359,127           | 68,099            | Department of Environmental Protection       | 276,192               | 152,169           | 152,169           |
| ---                       | 4,158                | ---                         | 4,158             | 402               | Department of Health                         | ---                   | ---               | ---               |
| ---                       | 1,088                | 3,861                       | 4,949             | 225               | Department of Human Services                 | ---                   | ---               | ---               |
| ---                       | 1,501                | 3,859                       | 5,360             | 1,737             | Department of Law and Public Safety          | ---                   | ---               | ---               |
| ---                       | 1,891                | 1,442                       | 3,333             | 1,253             | Department of Military and Veterans' Affairs | ---                   | ---               | ---               |
| 1,412,200                 | ---                  | ---                         | 1,412,200         | 1,412,198         | Department of Transportation                 | 1,496,095             | 1,577,190         | 1,577,190         |
| 1,212,200                 | ---                  | ---                         | 1,212,200         | 1,212,198         | (From General Fund)                          | 1,296,095             | 1,377,190         | 1,377,190         |
| 200,000                   | ---                  | ---                         | 200,000           | 200,000           | (From Property Tax Relief Fund)              | 200,000               | 200,000           | 200,000           |
| ---                       | ---                  | 300                         | 300               | ---               | Department of the Treasury                   | ---                   | ---               | ---               |
| <b>1,680,205</b>          | <b>167,549</b>       | <b>-49,051</b>              | <b>1,798,703</b>  | <b>1,485,814</b>  | <b>Total Executive Branch</b>                | <b>1,828,555</b>      | <b>1,729,359</b>  | <b>1,729,359</b>  |
| 1,480,205                 | 167,549              | -49,051                     | 1,598,703         | 1,285,814         | (From General Fund)                          | 1,628,555             | 1,529,359         | 1,529,359         |
| 200,000                   | ---                  | ---                         | 200,000           | 200,000           | (From Property Tax Relief Fund)              | 200,000               | 200,000           | 200,000           |
|                           |                      |                             |                   |                   | <b><u>Interdepartmental Accounts</u></b>     |                       |                   |                   |
| 147,021                   | 57,402               | -3,185                      | 201,238           | 141,100           | Capital Projects - Statewide                 | 137,541               | 204,749           | 204,749           |
| 115,757                   | 57,402               | -3,185                      | 169,974           | 109,893           | (From General Fund)                          | 106,277               | 173,485           | 173,485           |
| 31,264                    | ---                  | ---                         | 31,264            | 31,207            | (From Property Tax Relief Fund)              | 31,264                | 31,264            | 31,264            |
| <b>147,021</b>            | <b>57,402</b>        | <b>-3,185</b>               | <b>201,238</b>    | <b>141,100</b>    | <b>Total Interdepartmental Accounts</b>      | <b>137,541</b>        | <b>204,749</b>    | <b>204,749</b>    |
| 115,757                   | 57,402               | -3,185                      | 169,974           | 109,893           | (From General Fund)                          | 106,277               | 173,485           | 173,485           |
| 31,264                    | ---                  | ---                         | 31,264            | 31,207            | (From Property Tax Relief Fund)              | 31,264                | 31,264            | 31,264            |
| <b>1,827,226</b>          | <b>224,951</b>       | <b>-52,236</b>              | <b>1,999,941</b>  | <b>1,626,914</b>  | <b>Total Capital Construction</b>            | <b>1,966,096</b>      | <b>1,934,108</b>  | <b>1,934,108</b>  |
| 1,595,962                 | 224,951              | -52,236                     | 1,768,677         | 1,395,707         | (From General Fund)                          | 1,734,832             | 1,702,844         | 1,702,844         |
| 231,264                   | ---                  | ---                         | 231,264           | 231,207           | (From Property Tax Relief Fund)              | 231,264               | 231,264           | 231,264           |
|                           |                      |                             |                   |                   | <b><u>DEBT SERVICE</u></b>                   |                       |                   |                   |
|                           |                      |                             |                   |                   | <b><u>Executive Branch</u></b>               |                       |                   |                   |
| 42,626                    | ---                  | ---                         | 42,626            | 42,623            | Department of Environmental Protection       | 34,821                | 32,069            | 32,069            |
| 301,760                   | ---                  | ---                         | 301,760           | 301,757           | Department of the Treasury                   | 606,384               | 363,138           | 363,138           |
| 272,889                   | ---                  | ---                         | 272,889           | 272,886           | (From General Fund)                          | 606,384               | 363,138           | 363,138           |
| 28,871                    | ---                  | ---                         | 28,871            | 28,871            | (From Property Tax Relief Fund)              | ---                   | ---               | ---               |
| <b>344,386</b>            | <b>---</b>           | <b>---</b>                  | <b>344,386</b>    | <b>344,380</b>    | <b>Total Executive Branch</b>                | <b>641,205</b>        | <b>395,207</b>    | <b>395,207</b>    |
| 315,515                   | ---                  | ---                         | 315,515           | 315,509           | (From General Fund)                          | 641,205               | 395,207           | 395,207           |
| 28,871                    | ---                  | ---                         | 28,871            | 28,871            | (From Property Tax Relief Fund)              | ---                   | ---               | ---               |
| <b>344,386</b>            | <b>---</b>           | <b>---</b>                  | <b>344,386</b>    | <b>344,380</b>    | <b>Total Debt Service</b>                    | <b>641,205</b>        | <b>395,207</b>    | <b>395,207</b>    |
| 315,515                   | ---                  | ---                         | 315,515           | 315,509           | (From General Fund)                          | 641,205               | 395,207           | 395,207           |
| 28,871                    | ---                  | ---                         | 28,871            | 28,871            | (From Property Tax Relief Fund)              | ---                   | ---               | ---               |
| <b>38,458,293</b>         | <b>1,045,951</b>     | <b>24,988</b>               | <b>39,529,232</b> | <b>37,768,341</b> | <b>GRAND TOTAL - STATE APPROPRIATIONS</b>    | <b>41,215,043</b>     | <b>45,022,355</b> | <b>44,832,753</b> |
| 20,842,358                | 1,041,340            | 205,834                     | 22,089,532        | 20,424,251        | (From General Fund)                          | 24,855,428            | 27,448,414        | 27,270,628        |
| 55,767                    | 1,766                | ---                         | 57,533            | 50,458            | (From Casino Control Fund)                   | 60,897                | 62,391            | 62,391            |
| 17,297,346                | 2,796                | -180,846                    | 17,119,296        | 17,031,103        | (From Property Tax Relief Fund)              | 16,010,939            | 17,151,591        | 17,139,775        |
| 262,822                   | 46                   | ---                         | 262,868           | 262,529           | (From Casino Revenue Fund)                   | 276,032               | 338,479           | 338,479           |
| ---                       | 3                    | ---                         | 3                 | ---               | (From Gubernatorial Elections Fund)          | 11,747                | 21,480            | 21,480            |

**DEBT SERVICE**  
(thousands of dollars)

| Year Ending June 30, 2020       |                        |                                    |                    |                |   | Year Ending<br>June 30, 2022 |                |                  |
|---------------------------------|------------------------|------------------------------------|--------------------|----------------|---|------------------------------|----------------|------------------|
| Orig. &<br>(S)Supple-<br>mental | Reapp. &<br>(R)Recpts. | Transfers &<br>(E)Emer-<br>gencies | Total<br>Available | Expended       |   | 2021<br>Adjusted<br>Approp.  | Requested      | Recom-<br>mended |
| 67,361                          | ---                    | ---                                | 67,361             | 67,355         | Interest on Bonds   | 424,620                      | 250,697        | 250,697          |
| 277,025                         | ---                    | ---                                | 277,025            | 277,025        | Bond Redemption   | 216,585                      | 144,510        | 144,510          |
| <b>344,386</b>                  | <b>---</b>             | <b>---</b>                         | <b>344,386</b>     | <b>344,380</b> | <b>Total Appropriation</b>  | <b>641,205</b>               | <b>395,207</b> | <b>395,207</b>   |
| 11                              | ---                    | ---                                | 11                 | 11             | Clean Waters Bonds<br>(P.L. 1976, c. 92)  | ---                          | ---            | ---              |
| 1,040                           | ---                    | ---                                | 1,040              | 1,040          | Water Supply Bonds<br>(P.L. 1981, c. 261)   | 551                          | ---            | ---              |
| 243,699                         | ---                    | ---                                | 243,699            | 243,698        | Refunding Bonds<br>(P.L. 1985, c. 74, as amended by P.L. 1992,<br>c. 182)   | 181,463                      | 100,903        | 100,903          |
| 63                              | ---                    | ---                                | 63                 | 63             | Pinelands Infrastructure Trust Bonds<br>(P.L. 1985, c. 302)   | ---                          | ---            | ---              |
| 748                             | ---                    | ---                                | 748                | 748            | Hazardous Discharge Bonds<br>(P.L. 1986, c. 113)  | 1,151                        | 745            | 745              |
| 423                             | ---                    | ---                                | 423                | 422            | Stormwater Management and Combined Sewer<br>Overflow Abatement Bonds<br>(P.L. 1989, c. 181)                                 | 446                          | 260            | 260              |
| 525                             | ---                    | ---                                | 525                | 525            | New Jersey Open Space Preservation Bonds<br>(P.L. 1989, c. 183)   | 349                          | 346            | 346              |
| 562                             | ---                    | ---                                | 562                | 562            | Green Acres, Clean Water, Farmland and<br>Historic Preservation Bonds<br>(P.L. 1992, c. 88)                                 | ---                          | ---            | ---              |
| 224                             | ---                    | ---                                | 224                | 223            | Green Acres, Farmland and Historic<br>Preservation and Blue Acres Bonds<br>(P.L. 1995, c. 204)                              | 222                          | 226            | 226              |
| 3,434                           | ---                    | ---                                | 3,434              | 3,434          | Port of New Jersey Revitalization, Dredging<br>Bonds<br>(P.L. 1996, c. 70)  | 3,685                        | 3,303          | 3,303            |
| 1,425                           | ---                    | ---                                | 1,425              | 1,425          | Dam, Lake, Stream, Water Resources, and<br>Wastewater Treatment Project Bonds<br>(P.L. 2003, c. 162)                        | 263                          | 260            | 260              |
| 10,667                          | ---                    | ---                                | 10,667             | 10,667         | Green Acres, Farmland, Blue Acres, and<br>Historic Preservation Bonds<br>(P.L. 2007, c. 119)                                | 3,417                        | 3,423          | 3,423            |
| 23,504                          | ---                    | ---                                | 23,504             | 23,503         | Green Acres, Water Supply and Floodplain<br>Protection, and Farmland and Historic<br>Preservation Bonds (P.L. 2009, c. 117) | 24,737                       | 23,506         | 23,506           |
| 57,433                          | ---                    | ---                                | 57,433             | 57,432         | Building our Future Bonds<br>(P.L. 2012, c. 41)   | 57,437                       | 57,437         | 57,437           |
| ---                             | ---                    | ---                                | ---                | ---            | New Jersey Library Construction Bonds<br>(P.L. 2017, c. 149)  | 2,752                        | ---            | ---              |
| ---                             | ---                    | ---                                | ---                | ---            | Securing our Children's Future Bonds<br>(P.L. 2018, c. 119)   | 4,732                        | 4,732          | 4,732            |
| ---                             | ---                    | ---                                | ---                | ---            | COVID-19 General Obligation Emergency Bonds<br>(P.L. 2020, c. 60)   | ---                          | 166,304        | 166,304          |
| 628                             | ---                    | ---                                | 628                | 627            | Payments on Future Bond Sales   | 360,000                      | 33,762         | 33,762           |
| <b>344,386</b>                  | <b>---</b>             | <b>---</b>                         | <b>344,386</b>     | <b>344,380</b> | <b>Total Appropriation</b>  | <b>641,205</b>               | <b>395,207</b> | <b>395,207</b>   |

**SUMMARY**  
**ESTIMATED REVENUES, EXPENDITURES AND UNDESIGNATED FUND BALANCES**  
**BUDGETED STATE FUNDS**  
(thousands of dollars)

|   | ----- Fiscal Year Ending June 30 ----- |                   |                    |
|---|--|-------------------|--------------------|
|   | 2021                                   | 2022              | Change             |
|   | Estimated                              | Estimated         |                    |
| Beginning Balances July 1                     |  |                   |                    |
| Undesignated Fund Balances                    |  |                   |                    |
| General Fund .....                            | 2,154,543                              | 4,920,029         | 2,765,486          |
| Surplus Revenue Fund .....                    | 6,665                                  | 1,421,869         | 1,415,204          |
| Property Tax Relief Fund .....                | 1,829                                  | ---               | (1,829)            |
| Casino Control Fund .....                     | ---                                    | ---               | ---                |
| Casino Revenue Fund .....                     | ---                                    | ---               | ---                |
| Gubernatorial Elections Fund .....            | 1,096                                  | ---               | (1,096)            |
| <i>Total Undesignated Fund Balances</i> ..... | <u>2,164,133</u>                       | <u>6,341,898</u>  | <u>4,177,765</u>   |
| State Revenues                                |  |                   |                    |
| General Fund .....                            | 27,671,239                             | 23,319,734        | (4,351,505)        |
| Property Tax Relief Fund .....                | 16,139,540                             | 17,139,775        | 1,000,235          |
| Casino Control Fund .....                     | 59,391                                 | 62,391            | 3,000              |
| Casino Revenue Fund .....                     | 326,259                                | 338,479           | 12,220             |
| Gubernatorial Elections Fund .....            | 700                                    | 700               | ---                |
| <i>Total State Revenues</i> .....             | <u>44,197,129</u>                      | <u>40,861,079</u> | <u>(3,336,050)</u> |
| Other Adjustments                             |  |                   |                    |
| General Fund                                  |  |                   |                    |
| Balances lapsed .....                         | 1,061,042                              | ---               | (1,061,042)        |
| From/(To) Property Tax Relief Fund .....      | 208,618                                | ---               | (208,618)          |
| From/(To) Casino Control Fund .....           | 91                                     | ---               | (91)               |
| From/(To) Casino Revenue Fund .....           | 50,690                                 | ---               | (50,690)           |
| From/(To) Gubernatorial Elections Fund .....  | (9,951)                                | (20,780)          | (10,829)           |
| From/(To) Surplus Revenue Fund .....          | (1,415,204)                            | 1,421,869         | 2,837,073          |
| From/(To) Reserved Fund Balance .....         | 54,389                                 | (177,423)         | (231,812)          |
| Property Tax Relief Fund                      |  |                   |                    |
| Balances lapsed .....                         | 78,188                                 | ---               | (78,188)           |
| From/(To) General Fund .....                  | (208,618)                              | ---               | 208,618            |
| Casino Control Fund                           |  |                   |                    |
| Balances lapsed .....                         | 1,597                                  | ---               | (1,597)            |
| From/(To) General Fund .....                  | (91)                                   | ---               | 91                 |
| Casino Revenue Fund                           |  |                   |                    |
| Balances lapsed .....                         | 463                                    | ---               | (463)              |
| From/(To) General Fund .....                  | (50,690)                               | ---               | 50,690             |
| Gubernatorial Elections Fund                  |  |                   |                    |
| Balances lapsed .....                         | ---                                    | ---               | ---                |
| From/(To) General Fund .....                  | 9,951                                  | 20,780            | 10,829             |
| Surplus Revenue Fund                          |  |                   |                    |
| Balances lapsed .....                         | ---                                    | ---               | ---                |
| From/(To) General Fund .....                  | 1,415,204                              | (1,421,869)       | (2,837,073)        |
| <i>Total Other Adjustments</i> .....          | <u>1,195,679</u>                       | <u>(177,423)</u>  | <u>(1,373,102)</u> |
| <i>Total Available</i> .....                  | <u>47,556,941</u>                      | <u>47,025,554</u> | <u>(531,387)</u>   |
| Appropriations                                |  |                   |                    |
| General Fund .....                            | 24,855,428                             | 27,270,628        | 2,415,200          |
| Property Tax Relief Fund .....                | 16,010,939                             | 17,139,775        | 1,128,836          |
| Casino Control Fund .....                     | 60,897                                 | 62,391            | 1,494              |
| Casino Revenue Fund .....                     | 276,032                                | 338,479           | 62,447             |
| Gubernatorial Elections Fund .....            | 11,747                                 | 21,480            | 9,733              |
| <i>Total Appropriations</i> .....             | <u>41,215,043</u>                      | <u>44,832,753</u> | <u>3,617,710</u>   |
| Ending Balances June 30                       |  |                   |                    |
| Undesignated Fund Balances                    |  |                   |                    |
| General Fund .....                            | 4,920,029                              | 2,192,801         | (2,727,228)        |
| Surplus Revenue Fund .....                    | 1,421,869                              | ---               | (1,421,869)        |
| Property Tax Relief Fund .....                | ---                                    | ---               | ---                |
| Casino Control Fund .....                     | ---                                    | ---               | ---                |
| Casino Revenue Fund .....                     | ---                                    | ---               | ---                |
| Gubernatorial Elections Fund .....            | ---                                    | ---               | ---                |
| <i>Total Undesignated Fund Balances</i> ..... | <u>6,341,898</u>                       | <u>2,192,801</u>  | <u>(4,149,097)</u> |

**STATE REVENUES**  
**FISCAL YEARS 2021 AND 2022 ESTIMATES**  
**(thousands of dollars)**

|   | FY 2021<br>Approp<br>Act | FY 2021<br>Revised  | FY 2021<br>Change  | FY 2022<br>Estimate | FY 2021 to<br>FY 2022<br>Change |
|---|--------------------------|---------------------|--------------------|---------------------|---------------------------------|
| <b>Major Revenues</b>   |                          |                     |                    |                     |                                 |
| Sales Tax .....   | \$9,869,100              | \$10,622,800        | \$753,700          | \$10,909,900        | \$287,100                       |
| Gross Income Tax .....  | 15,015,600               | 15,278,940          | 263,340            | 16,257,475          | 978,535                         |
| Energy Tax Receipts - Sales Tax .....                             | 788,492                  | 788,492             | ---                | 788,492             | ---                             |
| Sales Tax Dedication-PTRF .....                                   | 801,600                  | 860,600             | 59,000             | 882,300             | 21,700                          |
| Sales-Energy .....  | 11,608                   | 80,508              | 68,900             | 81,508              | 1,000                           |
| Sales Tax Dedication-General Fund .....                           | (781,100)                | (842,400)           | (61,300)           | (864,100)           | (21,700)                        |
| Corporation Business .....  | 3,246,600                | 3,438,500           | 191,900            | 3,721,300           | 282,800                         |
| Corporation Business-Energy .....                                 | 3,800                    | 7,100               | 3,300              | 9,800               | 2,700                           |
| Business Alternative Income Tax .....                             | 0                        | 1,919,300           | 1,919,300          | 1,300,000           | (619,300)                       |
| Motor Fuels .....   | 440,200                  | 436,800             | (3,400)            | 458,500             | 21,700                          |
| Transfer Inheritance .....  | 358,700                  | 524,000             | 165,300            | 468,000             | (56,000)                        |
| Motor Vehicle Fees .....  | 515,628                  | 515,628             | ---                | 447,074             | (68,554)                        |
| Casino Revenue Fund .....   | 259,644                  | 326,259             | 66,615             | 338,479             | 12,220                          |
| Estate Tax .....  | 10,000                   | 3,700               | (6,300)            | ---                 | (3,700)                         |
| Insurance Premium .....   | 555,000                  | 502,300             | (52,700)           | 605,000             | 102,700                         |
| Cigarette .....   | 49,969                   | 92,088              | 42,119             | 71,673              | (20,415)                        |
| Petroleum Products Gross Receipts .....                           | 1,635,140                | 1,621,600           | (13,540)           | 1,789,200           | 167,600                         |
| Petroleum Products Gross Receipts-Capital Reserves .....          | (791,745)                | (805,610)           | (13,865)           | (882,510)           | (76,900)                        |
| Corporation Banks and Financial Institutions .....                | 160,000                  | 78,200              | (81,800)           | 60,000              | (18,200)                        |
| Alcoholic Beverage Excise .....                                   | 120,200                  | 146,100             | 25,900             | 130,000             | (16,100)                        |
| Realty Transfer .....   | 361,400                  | 464,500             | 103,100            | 408,000             | (56,500)                        |
| Tobacco Products Wholesale Sales .....                            | 25,195                   | 35,689              | 10,494             | 33,016              | (2,673)                         |
| Public Utility Excise (Reform) .....                              | 18,700                   | 22,000              | 3,300              | 22,000              | ---                             |
| <b>Total Major Revenues .....</b>                                 | <b>32,673,731</b>        | <b>36,117,094</b>   | <b>3,443,363</b>   | <b>37,035,107</b>   | <b>918,013</b>                  |
| <b>Miscellaneous Taxes, Fees, Revenues, Transfers</b>             |                          |                     |                    |                     |                                 |
| New Jersey COVID-19 State Emergency Fund – Premium .....          | 0                        | 616,340             | 616,340            | ---                 | (616,340)                       |
| New Jersey COVID-19 State Emergency Fund - Borrowing .....        | 4,500,000                | 3,672,360           | (827,640)          | ---                 | (3,672,360)                     |
| Other Energy Taxes .....  | 140,000                  | 140,100             | 100                | 147,000             | 6,900                           |
| Assessment on Real Property Greater Than \$1 Million .....        | 131,300                  | 175,700             | 44,400             | 168,000             | (7,700)                         |
| Medicaid Uncompensated Care .....                                 | 460,565                  | 476,655             | 16,090             | 409,608             | (67,047)                        |
| Good Driver .....   | 91,938                   | 91,938              | ---                | 81,965              | (9,973)                         |
| Hotel/Motel Occupancy Tax .....                                   | 80,200                   | 83,300              | 3,100              | 107,000             | 23,700                          |
| Fringe Benefit Recoveries .....                                   | 848,713                  | 831,435             | (17,278)           | 972,430             | 140,995                         |
| Interfund Transfers .....   | 526,731                  | 528,334             | 1,603              | 475,578             | (52,756)                        |
| Casino Control .....  | 60,897                   | 59,391              | (1,506)            | 62,391              | 3,000                           |
| Gubernatorial Elections Fund .....                                | 700                      | 700                 | ---                | 700                 | ---                             |
| Other Miscellaneous .....   | 1,460,145                | 1,403,782           | (56,363)           | 1,401,300           | (2,482)                         |
| <b>Total Miscellaneous Taxes, Fees, Revenues, Transfers .....</b> | <b>8,301,189</b>         | <b>8,080,035</b>    | <b>(221,154)</b>   | <b>3,825,972</b>    | <b>(4,254,063)</b>              |
| <b>TOTAL STATE REVENUES .....</b>                                 | <b>\$40,974,920</b>      | <b>\$44,197,129</b> | <b>\$3,222,209</b> | <b>\$40,861,079</b> | <b>(\$3,336,050)</b>            |

**SCHEDULE 1  
STATE REVENUES**  
(thousands of dollars)

|   | -----Fiscal Year Ending June 30----- |                   |                   |
|---|--------------------------------------|-------------------|-------------------|
|   | 2020                                 | 2021              | 2022              |
|   | Actual                               | Estimated         | Estimated         |
| <b>Major Taxes:</b>   |                                      |                   |                   |
| Sales .....   | 9,772,104                            | 10,622,800        | 10,909,900        |
| Energy Tax Receipts - Sales Tax .....                                 | 788,492                              | 788,492           | 788,492           |
| Sales - Energy .....  | 13,899                               | 80,508            | 81,508            |
| Less: Sales Tax Dedication .....                                      | (798,057)                            | (842,400)         | (864,100)         |
| Corporation Business .....  | 3,807,935                            | 3,438,500         | 3,721,300         |
| Corporation Business - Energy .....                                   | 3,690                                | 7,100             | 9,800             |
| Petroleum Products Gross Receipts .....                               | 1,338,378                            | 1,621,600         | 1,789,200         |
| Less: Petroleum Products Gross Receipts - Capital Reserves .....      | (578,541)                            | (805,610)         | (882,510)         |
| Business Alternative Income Tax .....                                 | ---                                  | 1,919,300         | 1,300,000         |
| Insurance Premium .....   | 622,321                              | 502,300           | 605,000           |
| Transfer Inheritance .....  | 386,734                              | 524,000           | 468,000           |
| Motor Fuels .....   | 440,369                              | 436,800           | 458,500           |
| Motor Vehicle Fees .....  | 420,275                              | 515,628           | 447,074           |
| Realty Transfer .....   | 364,742                              | 464,500           | 408,000           |
| Alcoholic Beverage Excise .....                                       | 121,803                              | 146,100           | 130,000           |
| Cigarette .....   | 80,082                               | 92,088            | 71,673            |
| Corporation Banks and Financial Institutions .....                    | 282,984                              | 78,200            | 60,000            |
| Tobacco Products Wholesale Sales .....                                | 27,283                               | 35,689            | 33,016            |
| Public Utility Excise (Reform) .....                                  | 18,002                               | 22,000            | 22,000            |
| Estate Tax .....  | ---                                  | 3,700             | ---               |
| <i>Total Major Taxes</i> .....  | <i>17,112,495</i>                    | <i>19,651,295</i> | <i>19,556,853</i> |
| <b>Miscellaneous Taxes, Fees, and Revenues:</b>                       |                                      |                   |                   |
| Executive Branch--  |                                      |                   |                   |
| Department of Agriculture:  |                                      |                   |                   |
| Animal Disease Control .....  | 433                                  | ---               | ---               |
| Environmental Services .....  | 91                                   | ---               | ---               |
| Fertilizer Inspection Fees .....                                      | 855                                  | 366               | 366               |
| Milk Control Licenses and Fees .....                                  | 247                                  | ---               | ---               |
| Miscellaneous Revenue .....   | 366                                  | 2                 | 2                 |
| Subtotal, Department of Agriculture .....                             | 1,992                                | 368               | 368               |
| Department of Banking and Insurance:                                  |                                      |                   |                   |
| Actuarial Services .....  | 9                                    | 30                | 30                |
| Banking - Assessments .....   | 11,852                               | 13,145            | 13,145            |
| Banking - Licenses and Other Fees .....                               | 1,746                                | 1,900             | 1,900             |
| Fraud Fines .....   | 1,642                                | 1,300             | 1,300             |
| HMO Covered Lives .....   | 21                                   | 50                | 50                |
| Insurance - Examination Billings .....                                | 412                                  | 600               | 600               |
| Insurance - Licenses and Other Fees .....                             | 49,237                               | 50,000            | 50,000            |
| Insurance - Special Purpose Assessment .....                          | 33,588                               | 38,535            | 38,535            |
| Insurance Fraud Prevention .....                                      | 24,536                               | 28,967            | 29,467            |
| Public Adjusters Licensing .....                                      | 4                                    | ---               | ---               |
| Real Estate Commission .....  | 3,811                                | 12,000            | 3,900             |
| Subtotal, Department of Banking and Insurance .....                   | 126,858                              | 146,527           | 138,927           |
| Department of Children and Families:                                  |                                      |                   |                   |
| Child Care Licensing .....  | 246                                  | 275               | 275               |
| Contract Recoveries .....   | 15,320                               | 17,500            | 17,500            |
| Divorce Filing Fees .....   | 1,149                                | 1,350             | 1,350             |
| Marriage License/Civil Union Fees .....                               | 1,157                                | 1,150             | 1,150             |
| Subtotal, Department of Children and Families .....                   | 17,872                               | 20,275            | 20,275            |
| Department of Community Affairs:                                      |                                      |                   |                   |
| Affordable Housing and Neighborhood Preservation - Fair Housing ..... | ---                                  | 20,535            | 16,035            |
| Boarding Home Fees .....  | 942                                  | ---               | ---               |
| Construction Fees .....   | 22,557                               | 19,200            | 17,134            |
| Fire Safety .....   | 36,002                               | 17,755            | 17,755            |
| Housing Inspection Fees .....   | 13,289                               | 11,057            | 11,057            |
| Miscellaneous Revenue .....   | 127                                  | ---               | ---               |
| New Jersey Housing and Mortgage Finance Agency .....                  | ---                                  | 5,000             | ---               |
| Planned Real Estate Development Fees .....                            | 1,133                                | 750               | 750               |
| Subtotal, Department of Community Affairs .....                       | 74,050                               | 74,297            | 62,731            |

**SCHEDULE 1  
STATE REVENUES**  
(thousands of dollars)

|  | -----Fiscal Year Ending June 30----- |                   |                   |
|--|--------------------------------------|-------------------|-------------------|
|  | 2020<br>Actual                       | 2021<br>Estimated | 2022<br>Estimated |
| Department of Corrections:   |                                      |                   |                   |
| Miscellaneous Revenue .....  | 25                                   | ---               | ---               |
| Department of Education:   |                                      |                   |                   |
| Audit Recoveries .....   | 52                                   | 143               | 120               |
| Audit of Enrollments .....   | 1,093                                | 1,027             | 1,086             |
| Nonpublic Schools Handicapped and Auxiliary Recoveries .....               | 10,324                               | ---               | ---               |
| Nonpublic Schools Textbook Recoveries .....                                | 3,945                                | 7,485             | 4,027             |
| School Construction Inspection Fees .....                                  | 684                                  | 890               | 890               |
| State Board of Examiners .....   | 4,526                                | 4,554             | 4,554             |
| Subtotal, Department of Education .....                                    | 20,624                               | 14,099            | 10,677            |
| Department of Environmental Protection:                                    |                                      |                   |                   |
| Air Pollution Fees - Minor Sources .....                                   | 7,319                                | 7,900             | 7,900             |
| Air Pollution Fees - Title V Operating Permits .....                       | 3,597                                | 3,500             | 3,500             |
| Air Pollution Fines .....  | 1,538                                | 850               | 850               |
| Clean Water Enforcement Act .....  | 2,623                                | 1,900             | 1,900             |
| Coastal Area Facility Review Act .....                                     | 2,121                                | 1,800             | 1,800             |
| Endangered Species Tax Check-Off .....                                     | 133                                  | 182               | 182               |
| Environmental Infrastructure Financing Program Administrative Fee .....    | 4,499                                | 5,000             | 5,000             |
| Excess Diversion .....   | 164                                  | 133               | 150               |
| Freshwater Wetlands Fees .....   | 3,764                                | 3,100             | 3,100             |
| Freshwater Wetlands Fines .....  | 177                                  | 225               | 170               |
| Hazardous Discharge Site Cleanup .....                                     | 9,275                                | ---               | ---               |
| Hazardous Waste Fees .....   | 322                                  | 5,300             | 2,700             |
| Hazardous Waste Fines .....  | 750                                  | 650               | 650               |
| Hunters' and Anglers' Licenses .....                                       | 14,572                               | 13,070            | 12,570            |
| Industrial Site Recovery Act .....   | 31                                   | 50                | 30                |
| Laboratory Certification Fees .....  | 2,202                                | 2,200             | 2,200             |
| Laboratory Certification Fines .....                                       | 78                                   | 50                | 50                |
| Marina Rentals .....   | 1,143                                | 885               | 885               |
| Marine Lands - Preparation and Filing Fees .....                           | 2,235                                | 150               | 150               |
| Medical Waste .....  | 5,245                                | 5,250             | 5,250             |
| Miscellaneous Revenue .....  | 1,476                                | ---               | ---               |
| New Jersey Pollutant Discharge Elimination System/Stormwater Permits ..... | 16,700                               | 16,700            | 16,700            |
| New Jersey Spill Compensation Fund .....                                   | 5,384                                | ---               | ---               |
| Parks Management Fees and Permits .....                                    | 5,342                                | 4,300             | 4,300             |
| Parks Management Fines .....   | 53                                   | 80                | 60                |
| Pesticide Control Fees .....   | 5,656                                | 4,400             | 4,400             |
| Pesticide Control Fines .....  | 83                                   | 75                | 75                |
| Radiation Protection Fees .....  | 3,271                                | 5,100             | 3,300             |
| Radiation Protection Fines .....   | 234                                  | 150               | 175               |
| Radon Testers Certification .....  | 173                                  | 315               | 300               |
| Safe Drinking Water Fund .....   | 100                                  | ---               | ---               |
| Solid Waste - Utility Regulation Assessments .....                         | 4,925                                | 3,100             | 3,100             |
| Solid Waste Fines .....  | 2,727                                | 945               | 1,000             |
| Solid Waste Management Fees .....  | 5,366                                | 11,800            | 5,700             |
| Solid and Hazardous Waste Disclosure .....                                 | 195                                  | 200               | 200               |
| Stream Encroachment .....  | 5,762                                | 3,800             | 3,800             |
| Toxic Catastrophe Prevention Fees .....                                    | 1,183                                | 1,713             | 1,700             |
| Toxic Catastrophe Prevention Fines .....                                   | 143                                  | 100               | 100               |
| Treatment Works Approval .....   | 1,810                                | 1,500             | 1,500             |
| Underground Storage Tanks Fees .....                                       | 500                                  | 500               | 500               |
| Water Allocation .....   | 5,385                                | 2,425             | 2,425             |
| Water Supply Management Regulations .....                                  | 1,423                                | 1,303             | 1,303             |
| Water/Wastewater Operators Licenses .....                                  | 492                                  | 210               | 210               |
| Waterfront Development Fees .....  | 2,864                                | 3,100             | 3,100             |
| Waterfront Development Fines .....   | 76                                   | 30                | 30                |
| Well Permits/Well Drillers/Pump Installers Licenses .....                  | 1,702                                | 1,100             | 1,100             |
| Wetlands .....   | 198                                  | 125               | 125               |
| Worker Community Right to Know - Fees .....                                | 256                                  | ---               | ---               |
| Subtotal, Department of Environmental Protection .....                     | 135,267                              | 115,266           | 104,240           |
| Department of Health:  |                                      |                   |                   |
| Admission Charge Hospital Assessment .....                                 | 6,000                                | 6,000             | 6,000             |
| Clinical Laboratory .....  | 1,451                                | ---               | ---               |
| Federal Funds - Graduate Medical Education .....                           | 139,758                              | 136,004           | 128,502           |
| Health Care Reform .....   | 1,200                                | 1,200             | 1,200             |

**SCHEDULE 1  
STATE REVENUES  
(thousands of dollars)**

|   | -----Fiscal Year Ending June 30----- |                  |                  |
|---|--------------------------------------|------------------|------------------|
|   | <b>2020</b>                          | <b>2021</b>      | <b>2022</b>      |
|   | <b>Actual</b>                        | <b>Estimated</b> | <b>Estimated</b> |
| Interim Assistance .....  | 273                                  | ---              | ---              |
| Licenses, Fines, Permits, Penalties and Fees .....                        | 11,355                               | 5,000            | 5,000            |
| Miscellaneous Revenue .....   | 172                                  | 50               | 50               |
| Patients' and Residents' Cost Recovery - Psychiatric Hospitals .....      | 80,260                               | 79,642           | 79,642           |
| <b>Subtotal, Department of Health .....</b>                               | <b>240,469</b>                       | <b>227,896</b>   | <b>220,394</b>   |
| <b>Department of Human Services:</b>                                      |                                      |                  |                  |
| Commission for the Blind .....  | 190                                  | ---              | ---              |
| Early Periodic Screening, Diagnosis and Treatment .....                   | 14,723                               | 15,631           | 15,631           |
| Medicaid Uncompensated Care - Acute .....                                 | 296,621                              | 245,830          | 196,751          |
| Medicaid Uncompensated Care - Mental Health .....                         | 28,477                               | 28,205           | 26,649           |
| Medicaid Uncompensated Care - Psychiatric .....                           | 193,442                              | 202,620          | 186,208          |
| Miscellaneous Revenue .....   | 10,912                               | 6,425            | 6,425            |
| Patients' and Residents' Cost Recovery - Developmental Disabilities ..... | 13,598                               | 12,923           | 12,903           |
| School Based Medicaid .....   | 61,078                               | 43,563           | 43,563           |
| <b>Subtotal, Department of Human Services .....</b>                       | <b>619,041</b>                       | <b>555,197</b>   | <b>488,130</b>   |
| <b>Department of Labor and Workforce Development:</b>                     |                                      |                  |                  |
| Council on Gender Parity .....  | 58                                   | ---              | ---              |
| Examination Fees .....  | 1,885                                | ---              | ---              |
| Merit Systems Board Appeals Fees .....                                    | 97                                   | ---              | ---              |
| Miscellaneous Revenue .....   | 142                                  | 110              | 85               |
| Special Compensation Fund .....   | 1,903                                | 1,998            | 2,028            |
| State Disability Benefits Fund .....                                      | 2,996                                | ---              | ---              |
| Training Fees .....   | 2,084                                | ---              | ---              |
| Workers' Compensation Assessment .....                                    | 23,305                               | 13,988           | 14,067           |
| Workplace Standards - Licenses, Permits and Fines .....                   | 13,825                               | 6,858            | 6,858            |
| <b>Subtotal, Department of Labor and Workforce Development .....</b>      | <b>46,295</b>                        | <b>22,954</b>    | <b>23,038</b>    |
| <b>Department of Law and Public Safety:</b>                               |                                      |                  |                  |
| Beverage Licenses .....   | 4,199                                | 4,199            | 4,199            |
| Casino Fines .....  | 364                                  | ---              | ---              |
| Charities Registration Section .....                                      | 2,581                                | 556              | 556              |
| Consumer Affairs .....  | 18,014                               | 830              | 830              |
| Controlled Dangerous Substances .....                                     | 2,311                                | 1,100            | 1,100            |
| Criminal Disposition .....  | 203                                  | ---              | ---              |
| Elevator, Escalator and Moving Walkway Mechanics Licensing Board .....    | 244                                  | 44               | 41               |
| Fantasy Sports Operations Fee .....                                       | 1,191                                | 1,300            | 1,300            |
| Forfeiture Funds .....  | 250                                  | 250              | 250              |
| Legal Services .....  | 62,770                               | ---              | ---              |
| Legalized Games of Chance Control .....                                   | 1,624                                | 1,200            | 1,200            |
| Miscellaneous Revenue .....   | 315                                  | 25               | 25               |
| New Jersey Cemetery Board .....   | 87                                   | 2                | 3                |
| Private Employment Agencies .....   | 658                                  | 258              | 258              |
| Recreational Boating .....  | 1,624                                | 2,000            | 2,000            |
| Retired Officer Handgun Permit .....                                      | 534                                  | ---              | ---              |
| Securities Enforcement .....  | 40,107                               | 36,394           | 36,394           |
| Settlements .....   | 2,059                                | ---              | ---              |
| State Board of Architects .....   | 1,180                                | 213              | 405              |
| State Board of Audiology and Speech-Language Pathology Advisory .....     | 1,317                                | 21               | 543              |
| State Board of Certified Psychoanalysts .....                             | 2                                    | 1                | 1                |
| State Board of Certified Public Accountants .....                         | 193                                  | 756              | 57               |
| State Board of Chiropractors .....  | 1,145                                | 17               | 495              |
| State Board of Cosmetology and Hairstyling .....                          | 2,535                                | 2,268            | 563              |
| State Board of Court Reporting .....                                      | 175                                  | 12               | 77               |
| State Board of Dentistry .....  | 4,817                                | 138              | 2,093            |
| State Board of Electrical Contractors .....                               | 493                                  | 486              | 207              |
| State Board of HVAC Contractors .....                                     | 1,128                                | 54               | 545              |
| State Board of Marriage Counselor Examiners .....                         | 712                                  | 473              | 225              |
| State Board of Massage and Bodyworks .....                                | 156                                  | 338              | 95               |
| State Board of Master Plumbers .....                                      | 169                                  | 237              | 45               |
| State Board of Medical Examiners .....                                    | 6,431                                | 5,899            | 2,070            |
| State Board of Mortuary Science .....                                     | 560                                  | 103              | 180              |
| State Board of Nursing .....  | 14,363                               | 2,835            | 5,625            |
| State Board of Occupational Therapists and Assistants .....               | 1,342                                | 18               | 495              |
| State Board of Ophthalmic Dispensers and Ophthalmic Technicians .....     | 711                                  | 13               | 203              |
| State Board of Optometrists .....   | 75                                   | 241              | 21               |

**SCHEDULE 1  
STATE REVENUES**  
(thousands of dollars)

|   | -----Fiscal Year Ending June 30----- |                   |                   |
|---|--------------------------------------|-------------------|-------------------|
|   | 2020<br>Actual                       | 2021<br>Estimated | 2022<br>Estimated |
| State Board of Orthotics and Prosthetics .....                          | 8                                    | 23                | 2                 |
| State Board of Pharmacy .....   | 1,577                                | 1,269             | 540               |
| State Board of Physical Therapy .....                                   | 1,655                                | 22                | 585               |
| State Board of Polysomnography .....                                    | 9                                    | 50                | 4                 |
| State Board of Professional Engineers and Land Surveyors .....          | 1,670                                | 203               | 720               |
| State Board of Professional Planners .....                              | 308                                  | 3                 | 135               |
| State Board of Psychological Examiners .....                            | 173                                  | 324               | 50                |
| State Board of Real Estate Appraisers .....                             | 1,838                                | 17                | 642               |
| State Board of Respiratory Care .....                                   | 568                                  | 7                 | 252               |
| State Board of Social Workers .....                                     | 421                                  | 755               | 72                |
| State Board of Veterinary Medical Examiners .....                       | 163                                  | 199               | 50                |
| State Police - Fingerprint Fees .....                                   | 13,575                               | 6,238             | 3,696             |
| State Police - Other Licenses .....                                     | 314                                  | 333               | 333               |
| State Police - Private Detective Licenses .....                         | 102                                  | 185               | 185               |
| Victim and Witness Advocacy Fund .....                                  | 568                                  | ---               | ---               |
| Victims of Violent Crime Compensation .....                             | 5,594                                | 3,372             | 3,372             |
| Weights and Measures - General .....                                    | 4,329                                | 2,612             | 2,612             |
| Subtotal, Department of Law and Public Safety .....                     | <u>209,511</u>                       | <u>77,893</u>     | <u>75,351</u>     |
| Department of Military and Veterans' Affairs:                           |                                      |                   |                   |
| Miscellaneous Revenue .....   | 5,368                                | ---               | ---               |
| Soldiers' Homes .....   | 51,873                               | 51,000            | 53,000            |
| Subtotal, Department of Military and Veterans' Affairs .....            | <u>57,241</u>                        | <u>51,000</u>     | <u>53,000</u>     |
| Department of State:  |                                      |                   |                   |
| New Jersey World Trade Center Scholarship Program .....                 | 2                                    | ---               | ---               |
| Department of Transportation:   |                                      |                   |                   |
| Air Safety Fund .....   | 1,730                                | 965               | 965               |
| Applications and Highway Permits .....                                  | 2,674                                | 2,500             | 2,500             |
| Autonomous Transportation Authorities .....                             | 24,500                               | 24,500            | 24,500            |
| Casualty Losses .....   | 2,703                                | 350               | 350               |
| Drunk Driving Fines .....   | 232                                  | 400               | 400               |
| Good Driver .....   | 69,661                               | 91,938            | 81,965            |
| Logo Sign Program Fees .....  | 599                                  | 300               | 300               |
| Maritime Program Receipts .....   | 1,586                                | 1,900             | 1,900             |
| Miscellaneous Revenue .....   | 19                                   | 40                | 40                |
| Outdoor Advertising .....   | 1,388                                | 740               | 740               |
| Placarded Railcar .....   | 108                                  | ---               | ---               |
| Rental Receipts - Tenant Relocation Program .....                       | 467                                  | ---               | ---               |
| Subtotal, Department of Transportation .....                            | <u>105,667</u>                       | <u>123,633</u>    | <u>113,660</u>    |
| Department of the Treasury:   |                                      |                   |                   |
| Assessment on Real Property Greater Than \$1 Million .....              | 138,981                              | 175,700           | 168,000           |
| Assessments - Cable TV .....  | 3,817                                | 4,158             | 4,826             |
| Assessments - Public Utility .....                                      | 26,908                               | 29,037            | 32,052            |
| Asset Value Optimization .....  | ---                                  | ---               | 20,000            |
| CATV Universal Access .....   | 6,601                                | 6,600             | 6,600             |
| Commercial Recording - Expedited .....                                  | 1,535                                | 1,150             | 1,150             |
| Commissions (Notary) .....  | 1,629                                | 1,673             | 1,673             |
| Contract Compliance Fees .....  | 617                                  | ---               | ---               |
| Cost Assessment .....   | 4,571                                | ---               | ---               |
| Domestic Security .....   | 33,751                               | 25,920            | 33,780            |
| Equipment Leasing Fund - Debt Service Recovery .....                    | ---                                  | 1,898             | 1,901             |
| General Revenue - Fees (Commercial Recording and UCC) .....             | 94,329                               | 100,200           | 100,200           |
| Higher Education Capital Improvement Fund - Debt Service Recovery ..... | ---                                  | 24,063            | 24,160            |
| Hotel/Motel Occupancy Tax .....   | 85,216                               | 83,300            | 107,000           |
| Investment Earnings .....   | 46,559                               | 6,600             | 6,600             |
| Miscellaneous Revenue .....   | 6,556                                | 4,400             | 4,400             |
| NJ Economic Development Authority .....                                 | ---                                  | 10,000            | ---               |
| NJ Public Records Preservation .....                                    | 34,617                               | 36,132            | 36,132            |
| Nuclear Emergency Response Assessment .....                             | 3,360                                | 3,417             | 2,543             |
| Office of Information Technology Receipts .....                         | 53,304                               | ---               | ---               |
| Prequalification Fees .....   | 100                                  | ---               | ---               |
| Public Defender Client Receipts .....                                   | 3,911                                | 4,000             | 4,000             |
| Public Finance Activities .....   | 1,388                                | ---               | ---               |
| Public Utility Fines .....  | 340                                  | 750               | 1,200             |

**SCHEDULE 1  
STATE REVENUES**  
(thousands of dollars)

|  | -----Fiscal Year Ending June 30----- |                   |                   |
|--|--------------------------------------|-------------------|-------------------|
|  | 2020<br>Actual                       | 2021<br>Estimated | 2022<br>Estimated |
| Public Utility Gross Receipts and Franchise Taxes (Water/Sewer) .....                | 136,606                              | 140,100           | 147,000           |
| Railroad Tax - Class II .....  | 4,974                                | 5,200             | 5,200             |
| Railroad Tax - Franchise .....   | 12,795                               | 12,710            | 12,710            |
| Rate Counsel .....   | 7,248                                | 7,250             | 7,250             |
| Ridesharing .....  | 32,457                               | 23,200            | 36,200            |
| Sports Betting .....   | 21,610                               | 24,000            | 26,600            |
| Surplus Property .....   | 1,285                                | 1,700             | 1,700             |
| Telephone Assessment .....   | 127,370                              | 127,086           | 127,086           |
| Tire Clean-Up Surcharge .....  | 9,532                                | 10,400            | 10,400            |
| Subtotal, Department of the Treasury .....   | <u>901,967</u>                       | <u>870,644</u>    | <u>930,363</u>    |
| Other Sources:   |                                      |                   |                   |
| Miscellaneous Revenue .....  | 4,821                                | 3,000             | 3,000             |
| Interdepartmental Accounts:  |                                      |                   |                   |
| Administration and Investment of Pension and Health Benefit Funds - Recoveries ..... | 2,929                                | 2,810             | 2,810             |
| Employee Maintenance Deductions .....  | 314                                  | 300               | 300               |
| Federal Fringe Benefit Recoveries from School Districts .....                        | 76,125                               | 91,255            | 107,391           |
| Fringe Benefit Recoveries from Colleges and Universities/University Hospital .....   | 228,777                              | 250,849           | 281,656           |
| Fringe Benefit Recoveries from Federal and Other Funds .....                         | 339,141                              | 424,672           | 516,138           |
| Indirect Cost Recoveries - DEP Other Funds .....                                     | 12,482                               | 12,400            | 12,400            |
| MTF Revenue Fund .....   | 1,263                                | ---               | ---               |
| Miscellaneous Revenue .....  | 19                                   | ---               | ---               |
| Rent of State Building Space .....   | 3,118                                | 2,950             | 2,950             |
| Social Security Recoveries from Federal and Other Funds .....                        | 64,050                               | 64,659            | 67,245            |
| Standard Offer Payments - Utilities .....  | 58                                   | ---               | ---               |
| Subtotal, Interdepartmental Accounts .....   | <u>728,276</u>                       | <u>849,895</u>    | <u>990,890</u>    |
| Judicial Branch--  |                                      |                   |                   |
| The Judiciary:   |                                      |                   |                   |
| Civil Arbitration Program .....  | 1,814                                | ---               | ---               |
| Court Fees .....   | 39,859                               | 35,966            | 38,259            |
| Miscellaneous Revenue .....  | 275                                  | ---               | ---               |
| Pretrial Services Program - 21st Century Justice Improvement Fund .....              | 18,205                               | 14,000            | 14,000            |
| Subtotal, The Judiciary .....  | <u>60,153</u>                        | <u>49,966</u>     | <u>52,259</u>     |
| <i>Total Miscellaneous Taxes, Fees, and Revenues</i> .....                           | <u>3,350,131</u>                     | <u>3,202,910</u>  | <u>3,287,303</u>  |
| <b>Interfund Transfers:</b>  |                                      |                   |                   |
| Beaches and Harbor Fund .....  | 15                                   | 1                 | 1                 |
| Building Our Future Fund .....   | 783                                  | 52                | 27                |
| Clean Energy Fund .....  | 5,000                                | 40,000            | ---               |
| Clean Waters Fund .....  | 1                                    | ---               | ---               |
| Cultural Centers and Historic Preservation Fund .....                                | 1                                    | ---               | ---               |
| Dam, Lake, Stream and Flood Control Project Fund - 2003 .....                        | 91                                   | 7                 | 3                 |
| Developmental Disabilities Waiting List Reduction Fund .....                         | 28                                   | 2                 | 3                 |
| Energy Conservation Fund .....   | 5                                    | ---               | ---               |
| Enterprise Zone Assistance Fund .....  | 42,234                               | 40,122            | 40,122            |
| Fund for the Support of Free Public Schools .....                                    | 8,522                                | 5,751             | 5,272             |
| Garden State Green Acres Preservation Trust Fund .....                               | 5,805                                | 6,113             | 6,113             |
| Hazardous Discharge Fund .....   | 3                                    | ---               | ---               |
| Hazardous Discharge Site Cleanup Fund .....  | 19,533                               | 19,749            | 19,749            |
| Housing Assistance Fund .....  | 75                                   | 8                 | 8                 |
| Jobs, Education and Competitiveness Fund .....                                       | 1                                    | ---               | ---               |
| Judiciary Bail Fund .....  | 50                                   | 4                 | 4                 |
| Judiciary Probation Fund .....   | 103                                  | 10                | 10                |
| Judiciary Special Civil Fund .....   | 53                                   | 3                 | 3                 |
| Judiciary Superior Court Miscellaneous Fund .....                                    | 48                                   | 4                 | 3                 |
| Legal Services Fund .....  | 7,806                                | 8,000             | 8,500             |
| Mortgage Assistance Fund .....   | 385                                  | 1,508             | 89                |
| Motor Vehicle Security Responsibility Fund .....                                     | 4                                    | ---               | ---               |
| NJ Bridge Rehab. and Improvement and R.R. Right-of-Way Preservation Fund .....       | 38                                   | 3                 | 4                 |
| Natural Resources Fund .....   | 9                                    | 1                 | 1                 |
| New Jersey COVID-19 State Emergency Fund - Borrowing .....                           | ---                                  | 3,672,360         | ---               |
| New Jersey COVID-19 State Emergency Fund - Premium .....                             | ---                                  | 616,340           | ---               |
| New Jersey Cultural Trust .....  | ---                                  | 4,100             | ---               |
| New Jersey Insurance Annuity Trust Fund .....  | 224                                  | ---               | ---               |

# Appendix

## SCHEDULE 1 STATE REVENUES (thousands of dollars)

|   | -----Fiscal Year Ending June 30----- |                   |                   |
|---|--------------------------------------|-------------------|-------------------|
|   | 2020                                 | 2021              | 2022              |
|   | Actual                               | Estimated         | Estimated         |
| New Jersey Spill Compensation Fund .....  | 15,056                               | 17,833            | 17,833            |
| New Jersey Workforce Development Partnership Fund .....                         | 30,616                               | 32,603            | 32,712            |
| Pollution Prevention Fund .....   | 755                                  | 1,059             | 1,059             |
| Public Purpose Buildings and Community-Based Facilities Construction Fund ..... | 4                                    | ---               | ---               |
| Safe Drinking Water Fund .....  | 2,105                                | 2,691             | 2,691             |
| Shore Protection Fund .....   | 32                                   | 2                 | 1                 |
| State Disability Benefit Fund .....   | 30,074                               | 39,106            | 39,223            |
| State Land Acquisition and Development Fund .....                               | 5                                    | ---               | ---               |
| State Owned Real Property Trust Fund .....                                      | 1,141                                | 4,465             | 10                |
| State Recycling Fund .....  | 3,000                                | 3,000             | ---               |
| State of New Jersey Cash Management Fund .....                                  | 1,556                                | 1,556             | 1,556             |
| Statewide Transportation and Local Bridge Fund .....                            | 65                                   | 6                 | 6                 |
| Supplemental Workforce Fund for Basic Skills .....                              | 10,571                               | 11,114            | 11,114            |
| Unclaimed Insurance Payments on Deposit Accounts Trust Fund .....               | 96                                   | 8                 | 8                 |
| Unclaimed Personal Property Trust Fund .....                                    | 210,000                              | 210,000           | 210,000           |
| Unclaimed Utility Deposits Trust Fund .....                                     | 52                                   | 3                 | 3                 |
| Unemployment Compensation Auxiliary Fund .....                                  | 4,192                                | 4,218             | 4,218             |
| Universal Service Fund .....  | 67,650                               | 67,650            | 67,650            |
| Water Conservation Fund .....   | 13                                   | 1                 | 1                 |
| Water Supply Fund .....   | 3,600                                | 4,715             | 4,715             |
| Worker and Community Right to Know Fund .....                                   | 2,304                                | 2,866             | 2,866             |
| <i>Total Interfund Transfers</i> .....  | <i>473,704</i>                       | <i>4,817,034</i>  | <i>475,578</i>    |
| <b>Total State Revenues General Fund</b> .....                                  | <b>20,936,330</b>                    | <b>27,671,239</b> | <b>23,319,734</b> |
| <b>PROPERTY TAX RELIEF FUND</b>   |                                      |                   |                   |
| Gross Income Tax .....  | 16,253,725                           | 15,278,940        | 16,257,475        |
| Sales Tax Dedication .....  | 820,834                              | 860,600           | 882,300           |
| <i>Total Property Tax Relief Fund</i> .....                                     | <i>17,074,559</i>                    | <i>16,139,540</i> | <i>17,139,775</i> |
| <b>CASINO CONTROL FUND</b>  |                                      |                   |                   |
| Investment Earnings .....   | 12                                   | ---               | ---               |
| License Fees .....  | 50,325                               | 59,391            | 62,391            |
| <i>Total Casino Control Fund</i> .....  | <i>50,337</i>                        | <i>59,391</i>     | <i>62,391</i>     |
| <b>CASINO REVENUE FUND</b>  |                                      |                   |                   |
| Casino Simulcasting Fund .....  | 104                                  | 172               | 172               |
| Gross Revenue Tax .....   | 135,364                              | 153,300           | 162,020           |
| Internet Gaming .....   | 103,310                              | 145,050           | 145,500           |
| Investment Earnings .....   | 1,655                                | ---               | ---               |
| Other Casino Taxes and Fees .....   | 5,837                                | 8,096             | 9,029             |
| Sports Betting .....  | 16,195                               | 19,641            | 21,758            |
| <i>Total Casino Revenue Fund</i> .....  | <i>262,465</i>                       | <i>326,259</i>    | <i>338,479</i>    |
| <b>GUBERNATORIAL ELECTIONS FUND</b>   |                                      |                   |                   |
| Taxpayers' Designations .....   | 253                                  | 700               | 700               |
| <b>TOTAL STATE REVENUES</b> .....   | <b>38,323,944</b>                    | <b>44,197,129</b> | <b>40,861,079</b> |

**SCHEDULE 2  
DEDICATED REVENUES**  
(thousands of dollars)

|  | -----Fiscal Year Ending June 30----- |                   |                   |
|--|--------------------------------------|-------------------|-------------------|
|  | 2020<br>Actual                       | 2021<br>Estimated | 2022<br>Estimated |
| <b>Dedicated:</b>  |                                      |                   |                   |
| Chief Executive:   |                                      |                   |                   |
| State Authority Review and Oversight .....                                   | 760                                  | 775               | 775               |
| Department of Agriculture:   |                                      |                   |                   |
| Animal Disease Control .....   | ---                                  | 370               | 375               |
| Beneficial Insect Laboratory .....   | ---                                  | 80                | 80                |
| Blueberry Council .....  | 218                                  | 310               | 205               |
| Commodity Distribution .....   | ---                                  | 2,790             | 1,740             |
| Cranberry Council .....  | 174                                  | 100               | 100               |
| Dairy Fee Administration .....   | 888                                  | 497               | 516               |
| Dairy Industry Promotion Account .....                                       | 76                                   | 70                | 70                |
| Development Potential Transfer Bank Administration .....                     | 14                                   | 50                | 50                |
| Environmental Services .....   | ---                                  | 125               | 125               |
| Farm Products Publicity Fund .....   | 11                                   | 25                | 25                |
| Food Distribution Assessment .....   | 38                                   | 75                | 60                |
| Fruit and Vegetable Grading Service .....                                    | 1,553                                | 1,045             | 1,116             |
| Future Farmers of America - Student Loans from Department of Education ..... | 84                                   | 145               | 145               |
| Highlands Open Space Partnership Funding Program .....                       | 400                                  | ---               | ---               |
| Horse Breeding and Development Fund .....                                    | 120                                  | 170               | 170               |
| Hunger Initiative/Food Assistance Program .....                              | 23                                   | 30                | 40                |
| Marketing and Development Services .....                                     | ---                                  | 916               | 916               |
| NJ Farm to School Program .....  | 7                                    | 215               | 215               |
| New Jersey Hemp Farming Fund .....   | ---                                  | 80                | 100               |
| Nursery Inspection Program .....   | ---                                  | 200               | 285               |
| Organic Certification .....  | 418                                  | 329               | 336               |
| Plant Pest and Disease Control .....   | ---                                  | 35                | 35                |
| Poultry Service .....  | 12                                   | 170               | 11                |
| Sire Stakes .....  | 2,181                                | 1,600             | 1,600             |
| Standardbred Breeder Awards .....  | 65                                   | 122               | 2                 |
| Stormwater Discharge Administration Chp. 251 .....                           | 112                                  | 156               | 156               |
| Wine Promotion Program .....   | 302                                  | 250               | 250               |
| Miscellaneous .....  | 15                                   | 29                | 18                |
| Subtotal, Department of Agriculture .....                                    | 6,711                                | 9,984             | 8,741             |
| Department of Banking and Insurance:   |                                      |                   |                   |
| Consumer Protection Services and Solvency Regulation .....                   | 30                                   | ---               | ---               |
| Individual Health Care Program Assessments .....                             | 277                                  | ---               | ---               |
| New Jersey Reinsurance Program .....   | ---                                  | 250               | 250               |
| Small Employer Health Benefits .....   | 505                                  | 454               | 454               |
| Miscellaneous .....  | 21                                   | ---               | ---               |
| Subtotal, Department of Banking and Insurance .....                          | 833                                  | 704               | 704               |
| Department of Children and Families:   |                                      |                   |                   |
| Children's Trust Fund .....  | 10                                   | 180               | 180               |
| Contribution to Care .....   | 581                                  | 150               | 150               |
| Criminal History Record Checks .....   | 512                                  | 120               | 120               |
| Displaced Homemaker - Workforce Development Partnership Fund .....           | 2,550                                | 2,550             | 2,550             |
| Domestic Violence Fund .....   | 294                                  | 315               | 300               |
| Education Services .....   | 42,724                               | 43,527            | 43,527            |
| Government Benefits - Social Security .....                                  | 342                                  | ---               | ---               |
| Grants to Displaced Homemaker Centers .....                                  | 574                                  | 688               | 670               |
| Legally Responsible Relatives - Out-of-Home Placements .....                 | 6,232                                | 2,154             | 5,000             |
| Legally Responsible Relatives - Probation Supplement .....                   | 1,300                                | 1,300             | 1,300             |
| Old Age Survivors Insurance .....  | 2,132                                | 3,692             | 2,092             |
| Women's Services .....   | ---                                  | 150               | 100               |
| Miscellaneous .....  | 195                                  | ---               | ---               |
| Subtotal, Department of Children and Families .....                          | 57,446                               | 54,826            | 55,989            |
| Department of Community Affairs:   |                                      |                   |                   |
| Boarding Home Regulation and Assistance .....                                | ---                                  | 900               | 900               |
| Community Development Block Grant-Disaster Recovery Program Income .....     | 3,329                                | ---               | ---               |
| Fire Certification Program .....   | 65                                   | 145               | 150               |
| Housing Code Enforcement .....   | ---                                  | 3,076             | 3,434             |

**SCHEDULE 2  
DEDICATED REVENUES**  
(thousands of dollars)

|  | -----Fiscal Year Ending June 30----- |                   |                   |
|--|--------------------------------------|-------------------|-------------------|
|  | 2020<br>Actual                       | 2021<br>Estimated | 2022<br>Estimated |
| Housing Services .....   | 81,491                               | 95,003            | 95,003            |
| Landscape Irrigation Contractor Certification .....                              | 59                                   | 100               | 100               |
| Lead Hazard Control Assistance Fund .....  | 178                                  | 180               | 180               |
| Neighborhood Revitalization Tax Credit .....                                     | 9,160                                | 15,000            | 15,000            |
| New Home Warranty Program .....  | 1,796                                | 2,500             | 2,500             |
| Reduced Cigarette Ignition Propensity & Firefighter Protection Fund .....        | 183                                  | 60                | 25                |
| Uniform Construction Code .....  | ---                                  | 6,576             | 7,375             |
| Uniform Fire Code .....  | ---                                  | 19,541            | 19,745            |
| Universal Service Fund .....   | 6,067                                | 8,556             | 8,556             |
| Urban Enterprise Zone Authority Administration .....                             | 993                                  | 1,350             | 1,350             |
| Urban Housing Assistance Program .....   | 663                                  | ---               | ---               |
| Miscellaneous .....  | 4,500                                | 5,025             | 5,025             |
| Subtotal, Department of Community Affairs .....                                  | <u>108,484</u>                       | <u>158,012</u>    | <u>159,343</u>    |
| Department of Corrections:   |                                      |                   |                   |
| Administration and Support Services .....  | 22,675                               | 21,502            | 16,065            |
| Biodegradable Materials - Clean Energy Fund .....                                | ---                                  | ---               | 1,100             |
| Pre-Release Employment Navigation and Re-Entry Services Program .....            | 530                                  | 530               | 600               |
| State Facilities Education Act (SFEA) .....                                      | 2,636                                | 2,257             | 2,410             |
| Miscellaneous .....  | 652                                  | ---               | ---               |
| Subtotal, Department of Corrections .....  | <u>26,493</u>                        | <u>24,289</u>     | <u>20,175</u>     |
| Department of Education:   |                                      |                   |                   |
| Katzenbach One on One Aides .....  | 1,116                                | 1,100             | 1,186             |
| Katzenbach Summer Program .....  | 340                                  | 345               | 260               |
| Marie H. Katzenbach School for the Deaf - Tuition from Local Boards .....        | 6,094                                | 6,127             | 5,481             |
| Office of Fiscal Accountability and Compliance .....                             | 1,691                                | 1,742             | 1,742             |
| Professional Learning Recruitment and Preparation .....                          | ---                                  | 226               | 195               |
| Rental of Vacant Building Space .....  | 196                                  | 196               | 9                 |
| School District Deficit Relief .....   | ---                                  | 10,835            | 16,835            |
| Miscellaneous .....  | 25                                   | 76                | 76                |
| Subtotal, Department of Education .....  | <u>9,462</u>                         | <u>20,647</u>     | <u>25,784</u>     |
| Department of Environmental Protection:  |                                      |                   |                   |
| Administrative Costs - Natural Resources Damages .....                           | ---                                  | 1,570             | 1,570             |
| Administrative Costs Water Supply Bond Act of 1981 - Watershed and Aquifer ..... | ---                                  | 44                | ---               |
| Battleship New Jersey Memorial Fund .....  | 102                                  | 120               | 120               |
| Board of Tree Experts .....  | 336                                  | 175               | 175               |
| Coastal Area Development Review Act Program .....                                | ---                                  | 100               | 100               |
| Drinking Water State Revolving Fund - Capacity Development .....                 | 97                                   | 125               | 125               |
| Drinking Water State Revolving Fund - Operator Certification .....               | 257                                  | 125               | 125               |
| Drinking Water State Revolving Fund - Program Administration .....               | 673                                  | 1,400             | 1,400             |
| Drinking Water State Revolving Fund - Small System Technical Assistance .....    | 140                                  | 125               | 125               |
| Drinking Water State Revolving Fund - Source Water Program Administration .....  | 62                                   | 125               | 125               |
| Electronic Waste .....   | 400                                  | 750               | 420               |
| Endangered and Nongame Species Wildlife Fund .....                               | 97                                   | 100               | 100               |
| Environmental Infrastructure Financing Program Loan Fund .....                   | ---                                  | 2,600             | 2,600             |
| Exotic and Nongame Species Inspection Fund .....                                 | 104                                  | 120               | 100               |
| Expenses of the Delaware and Raritan Canal Commission .....                      | 512                                  | 450               | 500               |
| Forest Resource Management Special Revenue .....                                 | 253                                  | 250               | 235               |
| Global Warming Solutions Fund - Administration .....                             | ---                                  | 1,650             | 2,960             |
| Green Acres/Open Space Administration .....                                      | ---                                  | 403               | 403               |
| HR-6 Flood Control .....   | 611                                  | ---               | ---               |
| Hazardous Discharge Site Cleanup Fund - Responsible Party .....                  | ---                                  | 14,579            | 15,106            |
| Historic Buildings Waterloo Village .....  | ---                                  | 3,200             | 3,200             |
| Hunters' and Anglers' License Fund .....   | ---                                  | 1,501             | 1,701             |
| Lake Hopatcong Fund .....  | 429                                  | 500               | 500               |
| Low Emission Vehicle Program .....   | 151                                  | 150               | 150               |
| Mammography Quality Standards Act .....  | 436                                  | 380               | 387               |
| Morris Canal Improvements at Waterloo Village .....                              | ---                                  | 700               | 700               |
| Natural Resource Damages - Constitutional Dedication .....                       | 22,015                               | 15,000            | ---               |
| New Jersey Shade Tree and Community Forestry Program .....                       | 127                                  | 260               | 260               |
| Nuclear Emergency Response .....   | ---                                  | ---               | 1,202             |
| Nuclear Emergency Response - Decommissioning Costs .....                         | 2,500                                | 1,500             | 75                |

**SCHEDULE 2  
DEDICATED REVENUES**  
(thousands of dollars)

|  | -----Fiscal Year Ending June 30----- |                  |                  |
|--|--------------------------------------|------------------|------------------|
|  | <b>2020</b>                          | <b>2021</b>      | <b>2022</b>      |
|  | <b>Actual</b>                        | <b>Estimated</b> | <b>Estimated</b> |
| Nuclear Regulatory Commission - Agreement State Program              | 2,687                                | 2,200            | 2,500            |
| Oil Spill Prevention   | ---                                  | 359              | 364              |
| Oyster Cultch Fund   | 197                                  | 200              | 200              |
| Oyster Reef Restoration  | ---                                  | 150              | 150              |
| Palisades Interstate Park Commission (PIPC) - Court Fund Revenue     | ---                                  | 575              | 700              |
| Palisades Interstate Park Commission (PIPC) - Gas Station Revenue    | ---                                  | 2,270            | 2,270            |
| Palisades Interstate Park Commission (PIPC) - Operating Fund Revenue | ---                                  | 882              | 1,139            |
| Parks Management   | ---                                  | 4,100            | 4,100            |
| Parks Management Revolving Fund                                      | 2,087                                | 2,000            | 2,500            |
| Pesticide Control  | ---                                  | 1,300            | 1,300            |
| Pollution Prevention   | ---                                  | 274              | 251              |
| Recreational Fisheries Survey  | 270                                  | 270              | 600              |
| Recycling of Solid Waste   | 1,016                                | 1,350            | 1,350            |
| Regulation of Freshwater Wetlands                                    | ---                                  | 300              | 300              |
| Remediation Management   | ---                                  | 10,076           | 10,259           |
| Safe Drinking Water Fund   | ---                                  | 661              | 688              |
| Science and Research   | 2,672                                | 3,000            | 3,068            |
| Shellfish Enforcement  | 183                                  | 170              | 170              |
| Shore Protection Fund Projects                                       | 1,275                                | 2,000            | 5,000            |
| Shore Protection License Plates                                      | 456                                  | 650              | 650              |
| Site Remediation Professional Licensing Board                        | 664                                  | 625              | 660              |
| Skylands Manor   | 187                                  | 265              | 265              |
| Solid Waste Utility Regulation                                       | ---                                  | 1,900            | 1,900            |
| State Public Water System Supervision Program                        | 1,348                                | 2,100            | 2,100            |
| State Recycling Fund - County and Local Grants                       | 21,492                               | 24,300           | 24,300           |
| State Revolving Fund - Administrative Costs                          | 3,809                                | 4,000            | 4,000            |
| Stewardship Incentive Fund   | ---                                  | 4,000            | 4,000            |
| Stormwater Construction Permit Fees                                  | 511                                  | 500              | 500              |
| Stream Encroachment  | ---                                  | 300              | 300              |
| Tidelands Peak Demands   | ---                                  | 3,654            | 3,803            |
| Water Allocation   | ---                                  | 2,875            | 2,875            |
| Water Pollution Control  | ---                                  | 2,400            | 2,400            |
| Water/Wastewater Operators Licenses                                  | ---                                  | 250              | 250              |
| Waterfront Development Shellfish Mitigation                          | 222                                  | 145              | 145              |
| Waterloo Road Amphibian Passage                                      | ---                                  | 600              | 600              |
| Well Permits, Well Driller, Pump Installer Licenses                  | ---                                  | 400              | 400              |
| Worker and Community Right to Know Act                               | ---                                  | 410              | 397              |
| Miscellaneous  | 5,347                                | 1,069            | 1,052            |
| <b>Subtotal, Department of Environmental Protection</b>              | <b>73,725</b>                        | <b>130,582</b>   | <b>121,970</b>   |
| <b>Department of Health:</b>   |                                      |                  |                  |
| AIDS Drug Distribution Program Rebates                               | 89,073                               | 63,000           | 63,000           |
| Administrative Overhead - Non State Program                          | 1,413                                | 1,500            | 1,500            |
| Animal Population Control Program                                    | 134                                  | 250              | 250              |
| Anti-Smoking Cigarette Tax Dedication                                | 6,016                                | 6,165            | 5,904            |
| Brain Injury Research Fund   | 2,931                                | 4,000            | 4,000            |
| Certificate of Need Program  | 381                                  | 977              | 977              |
| Charity Care   | 269,000                              | 269,000          | 279,000          |
| Child Care / School Certification Program                            | 402                                  | 1,100            | 1,100            |
| Civil Monetary Penalty - Nursing Home Penalty Revenue                | 285                                  | ---              | ---              |
| Clinical Laboratory Improvement Services                             | ---                                  | 150              | 150              |
| Consumer Health Penalties  | ---                                  | 3,719            | 3,724            |
| Early Care & Education Learning Collaborative                        | ---                                  | 500              | 500              |
| Early Intervention Program (EIP) Copays                              | ---                                  | 11,800           | 11,800           |
| Electronic Death Registration Support Fund                           | 2,088                                | 675              | 675              |
| Emergency Medical Services   | 125                                  | 546              | 546              |
| Emergency Medical Services for Children                              | 154                                  | 154              | 154              |
| Emergency Medical Technician Training Fund                           | 158                                  | 201              | 201              |
| Federally Qualified Health Centers                                   | 35,292                               | 32,000           | 32,000           |
| First Response Emergency Medical Technician Cardiac Training Program | 61                                   | 179              | 179              |
| Governor's Council for Medical Research and Treatment of Autism      | 2,931                                | 3,814            | 3,814            |
| Health Care Facility Regulation and Oversight                        | ---                                  | 2,900            | 2,900            |
| Health Care Planning   | 10,267                               | 8,900            | 8,900            |
| Hospital Delivery System Reform Incentive Payments                   | 20,655                               | ---              | ---              |
| Interim Assistance   | ---                                  | 353              | 265              |
| Laboratory Services  | ---                                  | 1,500            | 1,500            |

**SCHEDULE 2  
DEDICATED REVENUES**  
(thousands of dollars)

|   | -----Fiscal Year Ending June 30----- |                   |                   |
|---|--------------------------------------|-------------------|-------------------|
|   | 2020<br>Actual                       | 2021<br>Estimated | 2022<br>Estimated |
| Medical Examiner Services .....   | 12,366                               | 11,750            | 14,250            |
| Mental Health Fees .....  | 443                                  | 442               | 442               |
| New Jersey Breast Cancer Research Fund .....                                    | 111                                  | ---               | ---               |
| New Jersey Health Information Technology Commission .....                       | 1,000                                | 1,000             | 1,000             |
| New Jersey Turnpike Authority / Garden State Parkway Food Inspections .....     | 350                                  | 350               | 350               |
| Newborn Screening, Follow-up and Treatment .....                                | 3,379                                | 4,306             | 4,306             |
| Osteosarcoma Surveillance Study .....   | ---                                  | 25                | 25                |
| Personal Needs Allowance .....  | ---                                  | 450               | 450               |
| Public Health Protection Services .....   | ---                                  | 890               | 890               |
| Quality Improvement Program - New Jersey (QIP-NJ) .....                         | ---                                  | 20,655            | 20,655            |
| Rabies Control Program .....  | 357                                  | 475               | 475               |
| Surveillance, Epidemiology, and End Results (SEER) - Patterns of Care .....     | ---                                  | 19                | 19                |
| Vital Statistics .....  | ---                                  | 840               | 845               |
| Wholesale Drug Program .....  | ---                                  | 100               | 100               |
| Women, Infants, and Children (WIC) Rebates .....                                | 33,024                               | 40,000            | 40,000            |
| Miscellaneous .....   | 4,975                                | 6,591             | 6,598             |
| Subtotal, Department of Health .....  | <u>497,371</u>                       | <u>501,276</u>    | <u>513,444</u>    |
| Department of Human Services:   |                                      |                   |                   |
| Alcohol Education Rehabilitation and Enforcement Fund .....                     | 1,202                                | 1,800             | 1,800             |
| Alcohol Treatment Fund Program .....  | 7,500                                | 7,500             | 7,500             |
| Catastrophic Illness in Children Relief Fund .....                              | 7,448                                | 10,084            | 10,161            |
| Client Copayments - Developmental Disabilities .....                            | 10,979                               | 10,979            | 10,979            |
| Commission for the Blind .....  | ---                                  | 195               | 195               |
| Cop to Cop Program .....  | 400                                  | 400               | 400               |
| Health Care Subsidy Fund - NJ FamilyCare .....                                  | 524,852                              | 661,865           | 661,865           |
| Hospital Mental Health Offset Payments .....                                    | 12,327                               | 12,327            | 12,327            |
| Internet Gaming Permits for Compulsive Gambling Programs .....                  | 2,850                                | 2,950             | 2,950             |
| NJ FamilyCare Children .....  | 69,977                               | 198,844           | 198,603           |
| NJ FamilyCare Children - Individual Share .....                                 | 22,230                               | 32,362            | ---               |
| NJ FamilyCare Drug Manufacturer Rebates .....                                   | 998,348                              | 860,000           | 860,000           |
| Nursing Home Provider Assessment Fee .....                                      | 152,766                              | 160,000           | 130,000           |
| Office of the Public Guardian .....   | ---                                  | 2,757             | 2,757             |
| PAAD Drug Manufacturer Rebates .....  | 52,038                               | 52,038            | 50,000            |
| Personal Needs Allowance .....  | ---                                  | 150               | 150               |
| Racing Commission Funds for Compulsive Gambling Treatment .....                 | 200                                  | 200               | 200               |
| SSA Reimbursement to Enhance Vocational Rehabilitation .....                    | 853                                  | 350               | 350               |
| Senior Gold Drug Manufacturer Rebates .....                                     | 750                                  | 150               | 150               |
| Traumatic Brain Injury .....  | 3,333                                | 3,700             | 3,700             |
| Work First New Jersey Child Care and Support Services .....                     | 35,000                               | 35,000            | 35,000            |
| Work First New Jersey Emergency Utility Payments .....                          | 693                                  | 4,758             | 4,758             |
| Work First New Jersey Technology Investment - Child Support Incentives .....    | 16,201                               | 15,456            | 38,410            |
| Miscellaneous .....   | 138                                  | ---               | 144               |
| Subtotal, Department of Human Services .....                                    | <u>1,920,085</u>                     | <u>2,073,865</u>  | <u>2,032,399</u>  |
| Department of Labor and Workforce Development:                                  |                                      |                   |                   |
| Asbestos Notification Fees .....  | ---                                  | 500               | 500               |
| Child Labor Enforcement .....   | 460                                  | ---               | ---               |
| Council on Gender Parity .....  | ---                                  | 72                | 72                |
| Data for the American Dream .....   | 500                                  | ---               | ---               |
| Enforcement of Workplace Standards - Receipts .....                             | ---                                  | 8,599             | 8,099             |
| General Administration, Agency Services, Test Development and Analytics .....   | ---                                  | 1,500             | 2,500             |
| Merit Systems Board .....   | ---                                  | 50                | 50                |
| New Jersey Builders' Utilization for Labor Diversity .....                      | 6,904                                | 3,494             | 3,494             |
| Private Disability Insurance Plan .....   | ---                                  | 1,388             | 1,388             |
| Public Works Contractor Registration .....                                      | ---                                  | 1,932             | 1,932             |
| Special Compensation Fund .....   | 174,108                              | 191,706           | 191,906           |
| State Disability Benefits Fund - Joint Tax Functions .....                      | ---                                  | 9,000             | 9,000             |
| State Disability Benefits Fund - Reengineering Study .....                      | ---                                  | 1,000             | 1,000             |
| State Disability Insurance Plan .....   | ---                                  | 6,844             | 6,844             |
| Unemployment Compensation Auxiliary Fund .....                                  | ---                                  | 550               | 550               |
| Unemployment Compensation Auxiliary Fund - Collection Activities .....          | 6,000                                | 7,800             | 15,000            |
| Unemployment Compensation Auxiliary Fund - Disadvantaged Youth Employment ..... | ---                                  | 50                | 50                |
| Unemployment Compensation Auxiliary Fund - EITC Notification .....              | ---                                  | 150               | 150               |
| Uninsured Employer's Fund .....   | 2,346                                | 3,017             | 3,017             |

**SCHEDULE 2  
DEDICATED REVENUES**  
(thousands of dollars)

|   | -----Fiscal Year Ending June 30----- |                |                |
|---|--------------------------------------|----------------|----------------|
|   | 2020                                 | 2021           | 2022           |
|   | Actual                               | Estimated      | Estimated      |
| Urban Enterprise Zone - Administrative Costs . . . . .                                  | ---                                  | 30             | 30             |
| Vocational Rehabilitation Services - Extended Employment . . . . .                      | 20,000                               | 20,500         | 20,500         |
| Vocational Rehabilitation Services - State Match . . . . .                              | 825                                  | 2,000          | 2,000          |
| Workers' Compensation . . . . .   | ---                                  | 10,433         | 10,533         |
| Workforce Development Partnership Fund - Parolee Employment Placement Program . . . . . | 1,627                                | 2,000          | 2,000          |
| Workforce Development Partnership Fund - Work First New Jersey . . . . .                | 17,676                               | 21,500         | 21,500         |
| Workforce Development Partnership Fund - Workforce Initiatives . . . . .                | 7,673                                | 22,500         | 22,500         |
| Workforce Literacy and Basic Skills Program . . . . .                                   | ---                                  | 276            | 276            |
| Miscellaneous . . . . .   | 4                                    | ---            | ---            |
| <b>Subtotal, Department of Labor and Workforce Development . . . . .</b>                | <b>238,123</b>                       | <b>316,891</b> | <b>324,891</b> |
| <b>Department of Law and Public Safety:</b>   |                                      |                |                |
| Annie E. Casey Foundation . . . . .   | 42                                   | 200            | 200            |
| Anti-Discrimination Training . . . . .  | ---                                  | 50             | ---            |
| Atlantic County Detention Center . . . . .  | 1,921                                | 2,885          | 2,885          |
| Backstretch Benevolence . . . . .   | 114                                  | 168            | 168            |
| Body Armor Replacement Fund - Administrative Costs . . . . .                            | 7                                    | 75             | 75             |
| Charity Racing Day for the Developmentally Disabled . . . . .                           | 15                                   | 25             | 25             |
| Consumer Affairs . . . . .  | 403                                  | ---            | ---            |
| Consumer Affairs Charitable Registration Program . . . . .                              | ---                                  | 2,372          | 2,088          |
| Consumer Affairs Legalized Games of Chance . . . . .                                    | ---                                  | 875            | 509            |
| Consumer Affairs Weights and Measures Program . . . . .                                 | ---                                  | 1,588          | 1,385          |
| Controlled Dangerous Substance Registration Program . . . . .                           | ---                                  | 1,000          | 1,000          |
| Criminal Disposition and Revenue Collection Fund . . . . .                              | ---                                  | 345            | 299            |
| Criminal Justice Training Academy . . . . .   | 137                                  | 185            | 150            |
| Cybersecurity and Data Protection . . . . .   | 3,134                                | 3,066          | 3,066          |
| Delaware River Joint Toll Bridge Commission . . . . .                                   | 2,940                                | 2,400          | 2,400          |
| Division of Consumer Affairs - Appropriated Receipts . . . . .                          | ---                                  | 9,211          | 11,223         |
| Drunk Driving Enforcement Fund - MVC Reimbursement . . . . .                            | 48                                   | 81             | 81             |
| Election Law Enforcement . . . . .  | ---                                  | 75             | 75             |
| False Claims Prosecution Fund . . . . .   | 14                                   | ---            | ---            |
| Fantasy Sports . . . . .  | 76                                   | 300            | 300            |
| Forfeiture Program . . . . .  | 1,758                                | 4,000          | 4,000          |
| Insurance Fraud Operations . . . . .  | 10,599                               | 12,896         | 12,896         |
| Investigative Unit . . . . .  | 583                                  | 690            | 690            |
| Juvenile Justice Commission HVACR Career Education Program . . . . .                    | ---                                  | ---            | 750            |
| Law Enforcement Officers Training and Equipment Fund . . . . .                          | 394                                  | 600            | 600            |
| NJ Emergency Management Assistance Compact . . . . .                                    | 7,574                                | ---            | ---            |
| Noncriminal Records Checks . . . . .  | ---                                  | 10,261         | 10,261         |
| Pari-Mutuel Racing in Accordance with N.J.S.A. 5:5-37 . . . . .                         | 185                                  | 175            | 175            |
| Pre-Race Blood Testing and Chemical Testing Program . . . . .                           | 992                                  | 1,345          | 1,345          |
| Private Employment Agencies . . . . .   | ---                                  | 469            | 400            |
| Racing Commission Finger Print Fees . . . . .   | 75                                   | 80             | 80             |
| Racing Commission's Award Program . . . . .   | 1,559                                | 1,800          | 1,800          |
| Racing Officials . . . . .  | 826                                  | 950            | 950            |
| Regulation of Alcoholic Beverages . . . . .   | 7,747                                | 9,735          | 9,417          |
| Regulation of Racing Activities . . . . .   | 2,349                                | 2,840          | 2,840          |
| Retired Officers Handgun Permits . . . . .  | ---                                  | 555            | 555            |
| Safe and Secure Neighborhoods Program . . . . .   | 4,426                                | 5,500          | 5,500          |
| Securing the Cities . . . . .   | 309                                  | ---            | ---            |
| Securities Enforcement Fund . . . . .   | ---                                  | 6,833          | 7,251          |
| Security Officer Registration Account . . . . .   | 2,350                                | 2,609          | 2,609          |
| Sexual Assault Nurse Examiner Program . . . . .   | 27                                   | 30             | 30             |
| South Jersey Transportation Authority . . . . .   | 8,706                                | 11,712         | 12,278         |
| State Athletic Control . . . . .  | 261                                  | 300            | 300            |
| State Facilities Education Act (SFEA) . . . . .   | 11,725                               | 8,646          | 8,646          |
| State Forensic Laboratory Fund Program . . . . .  | 727                                  | 1,000          | 1,000          |
| State Police DNA Laboratory Enhancement . . . . .                                       | 5,953                                | 8,020          | 8,020          |
| State Veterinarians New Jersey Racing Commission . . . . .                              | 983                                  | 1,145          | 1,145          |
| Turnpike Authority (Includes Garden State Parkway) . . . . .                            | 75,082                               | 96,472         | 101,151        |
| Victim and Witness Advocacy Fund . . . . .  | ---                                  | 720            | 316            |
| Victims of Crime Compensation . . . . .   | 225                                  | 3,073          | 2,875          |
| Miscellaneous . . . . .   | 4,155                                | 4,339          | 4,359          |
| <b>Subtotal, Department of Law and Public Safety . . . . .</b>                          | <b>158,421</b>                       | <b>221,696</b> | <b>228,168</b> |

**SCHEDULE 2  
DEDICATED REVENUES**  
(thousands of dollars)

|   | -----Fiscal Year Ending June 30----- |                   |                   |
|---|--------------------------------------|-------------------|-------------------|
|   | 2020<br>Actual                       | 2021<br>Estimated | 2022<br>Estimated |
| <b>Department of Military and Veterans' Affairs:</b>                            |                                      |                   |                   |
| Administration and Support Services .....                                       | ---                                  | 225               | 225               |
| Burial Services .....   | ---                                  | 800               | 800               |
| Energy Program Receipts .....   | 404                                  | 500               | 500               |
| Mental Health Training .....  | ---                                  | ---               | 370               |
| New Jersey National Guard Support Services .....                                | ---                                  | 1,525             | 1,625             |
| Veterans' Haven .....   | ---                                  | 1,175             | 1,175             |
| Veterans' Haven North .....   | ---                                  | 875               | 875               |
| Miscellaneous .....   | 401                                  | 83                | 158               |
| Subtotal, Department of Military and Veterans' Affairs .....                    | <u>805</u>                           | <u>5,183</u>      | <u>5,728</u>      |
| <b>Department of State:</b>   |                                      |                   |                   |
| Construction Apprenticeship Program (SDA) .....                                 | 140                                  | 275               | 275               |
| Law Enforcement Officers Memorial Fund .....                                    | 435                                  | 200               | 350               |
| Lumina Quality Assurance and Basic Needs Grant .....                            | 639                                  | ---               | ---               |
| NJBEST Administration & Scholarships .....                                      | 2,250                                | 3,752             | 3,795             |
| New Jersey College Loans to Assist State Students (NJCLASS) .....               | 21,435                               | 28,725            | 29,184            |
| Primary Care Practitioners Loan Redemption Program .....                        | 2,894                                | 100               | 100               |
| Veterans Memorial Arts Center .....   | 226                                  | 205               | 331               |
| WIND Council Institute Grant .....  | ---                                  | 3,000             | ---               |
| Miscellaneous .....   | 154                                  | 96                | 104               |
| Subtotal, Department of State .....   | <u>28,173</u>                        | <u>36,353</u>     | <u>34,139</u>     |
| <b>Department of Transportation:</b>  |                                      |                   |                   |
| Applications and Highway Permits .....  | ---                                  | 100               | 100               |
| Casualty Losses .....   | ---                                  | 1,850             | 1,850             |
| Clean Energy Fund - NJ Transit Utility Costs .....                              | 82,089                               | 82,089            | 82,089            |
| Commercial Vehicle Enforcement Program .....                                    | 21,537                               | 30,835            | 25,487            |
| Cost of "Cause" Plates .....  | 337                                  | ---               | ---               |
| County and Other Shared Projects .....  | 5,687                                | ---               | ---               |
| Failure to Keep Right Surcharge .....   | 721                                  | 700               | 700               |
| Highway Safety Fund .....   | 651                                  | 1,000             | 1,000             |
| In-Terminal School Bus Inspection Program .....                                 | 996                                  | 1,712             | 1,307             |
| Logo Sign Program .....   | ---                                  | 250               | 250               |
| Motor Vehicle Services .....  | 265,720                              | 414,593           | 355,604           |
| Motorbus Regulation .....   | 829                                  | 979               | 1,006             |
| Motorcycle Safety Education Fund .....  | 359                                  | 476               | 495               |
| NJ Board of Pilot Commissioners .....   | 341                                  | 350               | 350               |
| NJ Medical Service Helicopter Response Act .....                                | 26,476                               | 34,524            | 30,500            |
| NJ Turnpike Authority - NJ Transit Operations .....                             | 129,000                              | 129,000           | 350,000           |
| NJ Turnpike Authority - Support for Portal North Bridge .....                   | ---                                  | ---               | 25,000            |
| Omnibus Safety Enforcement Fund .....   | 11                                   | 25                | 19                |
| Outdoor Advertising Program .....   | ---                                  | 660               | 880               |
| Placarded Railcar Program .....   | ---                                  | 120               | 120               |
| Port Authority of New York and New Jersey .....                                 | 7,210                                | ---               | ---               |
| Rental Receipts - Tenant Relocation Program .....                               | ---                                  | 400               | 400               |
| Security Responsibility .....   | 20,290                               | 22,900            | 23,200            |
| Texting While Driving Campaign .....  | 1,082                                | 1,340             | 2,384             |
| Transportation Trust Fund - Subaccount for Capital Reserves .....               | 578,541                              | 805,610           | 882,510           |
| Wireless Communication .....  | 2,895                                | 2,900             | 2,900             |
| Miscellaneous .....   | 55                                   | ---               | ---               |
| Subtotal, Department of Transportation .....                                    | <u>1,144,827</u>                     | <u>1,532,413</u>  | <u>1,788,151</u>  |
| <b>Department of the Treasury:</b>  |                                      |                   |                   |
| Administration of State Lottery .....   | 10,923                               | 14,734            | 14,734            |
| Admission Surcharge at Places of Amusement .....                                | 371                                  | 400               | 400               |
| Annual Licensing Fee - Office of Administrative Law Publications .....          | 865                                  | 800               | 700               |
| Cannabis Regulatory Commission .....  | 4,301                                | 4,078             | 4,078             |
| Cigarette Tax Securitization .....  | 91,742                               | 86,043            | 83,292            |
| Civil Legal Services for the Poor - 21st Century Justice Improvement Fund ..... | 8,357                                | 10,100            | 10,100            |
| Clean Energy Program .....  | 2,707                                | 4,138             | 5,185             |
| Division of Developmental Disabilities Community Placement and Services .....   | 27,796                               | 29,162            | 29,162            |
| Division of Purchase and Property E-Procurement Receipts .....                  | 3,561                                | 5,000             | 5,000             |
| Domestic Security .....   | 22,501                               | 17,280            | 22,520            |

**SCHEDULE 2  
DEDICATED REVENUES**  
(thousands of dollars)

|   | -----Fiscal Year Ending June 30----- |                  |                  |
|---|--------------------------------------|------------------|------------------|
|   | <b>2020</b>                          | <b>2021</b>      | <b>2022</b>      |
|   | <b>Actual</b>                        | <b>Estimated</b> | <b>Estimated</b> |
| Drug Abuse Education Fund .....   | 534                                  | 425              | 425              |
| Economic Recovery Fund .....  | 26,605                               | 40,100           | ---              |
| Electric Vehicles Rebate .....  | 4,123                                | ---              | ---              |
| Governor's Council on Alcoholism and Drug Abuse .....                     | 10,789                               | 7,500            | 7,500            |
| Judicial Hearings Receipts .....  | 3,494                                | 4,200            | 4,300            |
| Leasing of Space on NJPBA Transmitter Towers .....                        | 3,264                                | 3,096            | 3,096            |
| Management Audit - New Jersey Natural Gas .....                           | ---                                  | 1,500            | 1,500            |
| Management of DEP Properties .....  | ---                                  | 285              | 285              |
| Management of State Investments .....                                     | 18,328                               | 16,600           | 16,600           |
| Meadowlands Regional Assessment .....                                     | 6,989                                | 2,500            | 3,500            |
| Monmouth Park .....   | 263                                  | ---              | ---              |
| NJBPU Basic Generation Service Project .....                              | 168                                  | 330              | 330              |
| NJPBA TV Food Network/Time Warner Capital Project .....                   | 600                                  | 200              | 200              |
| Office of Information Technology Indirect Cost Recoveries .....           | 4,734                                | 4,000            | 4,000            |
| Office of Management and Budget .....                                     | 16,199                               | 15,225           | 15,225           |
| Other Capital Building Services .....                                     | 520                                  | ---              | ---              |
| Pensions and Benefits .....   | 45,401                               | 53,851           | 57,254           |
| Police and Firemen's Retirement System Board of Trustees .....            | 17,474                               | 22,968           | 22,968           |
| Prequalification Fees .....   | ---                                  | 125              | 125              |
| Procurement Card Rebates .....  | ---                                  | 315              | 315              |
| Property Management and Construction - Property Management Services ..... | 53                                   | 80               | 80               |
| Public Broadcasting Services .....  | 1,354                                | 1,385            | 1,385            |
| Public Finance Activities .....   | ---                                  | 1,505            | 1,505            |
| Rate Counsel - Insurance .....  | 69                                   | 75               | 75               |
| Real Property Leasing Out Program .....                                   | ---                                  | 1,000            | 1,000            |
| Records Management .....  | ---                                  | 2,000            | 2,000            |
| Royalties - Office of Administrative Law Publications .....               | 312                                  | 249              | 249              |
| Small Business Registration .....   | 222                                  | 221              | 221              |
| State Based Exchange .....  | 7,925                                | 39,113           | 58,592           |
| Super Storm Sandy CDBG Reimbursement .....                                | 1,086                                | ---              | ---              |
| Taxation Compliance and Enforcement Activities .....                      | 10,556                               | 16,100           | 16,100           |
| The Meadowlands .....   | 1,696                                | ---              | ---              |
| Third Party Subrogation - Property Damage .....                           | ---                                  | 975              | 975              |
| Treasury Technology Services .....  | 5,893                                | 5,800            | 5,800            |
| Unclaimed Property Trust Fund Administration .....                        | 7,890                                | 8,395            | 8,395            |
| Urban Enterprise Zone (UEZ) Authority Administrative Expenses .....       | 15                                   | 15               | 15               |
| Miscellaneous .....   | 511                                  | 152              | 152              |
| <b>Subtotal, Department of Treasury .....</b>                             | <b>370,191</b>                       | <b>422,020</b>   | <b>409,338</b>   |
| <b>Interdepartmental Accounts:</b>  |                                      |                  |                  |
| Petroleum Overcharge Reimbursement Fund .....                             | 280                                  | 25               | 25               |
| Utilities and Other Services .....  | 358                                  | 358              | 358              |
| <b>Subtotal, Interdepartmental Accounts .....</b>                         | <b>638</b>                           | <b>383</b>       | <b>383</b>       |
| <b>The Judiciary:</b>   |                                      |                  |                  |
| Automated Traffic System for Municipal Courts .....                       | 19,560                               | 25,200           | 19,500           |
| Civil Arbitration Program .....   | ---                                  | 2,225            | ---              |
| Civil Courts .....  | 447                                  | 500              | 535              |
| Comprehensive Enforcement Program .....                                   | 1,414                                | 1,882            | 1,414            |
| Court Adult Probation System .....  | 322                                  | 432              | 322              |
| Court Technology Improvement Fund .....                                   | 10,198                               | 11,700           | 10,200           |
| E-Court Information System - 21st Century Justice Improvement Fund .....  | 8,273                                | 10,000           | 7,500            |
| Electronic Access to Court Records .....                                  | 1,930                                | 1,761            | 20,000           |
| Electronic Payment Service Fees .....                                     | 449                                  | ---              | 1,000            |
| Family Courts .....   | 251                                  | 400              | 400              |
| Foreclosure Mediation Program .....                                       | 689                                  | ---              | 1,000            |
| Intensive Supervision Program .....                                       | ---                                  | 425              | ---              |
| Special Civil Part Certified Mailers .....                                | 1,637                                | 1,960            | 1,600            |
| Supreme Court .....   | 17,098                               | 19,475           | 19,435           |
| Miscellaneous .....   | 810                                  | 10               | 10               |
| <b>Subtotal, The Judiciary .....</b>                                      | <b>63,078</b>                        | <b>75,970</b>    | <b>82,916</b>    |
| <b>Total Dedicated Revenues .....</b>                                     | <b>4,705,626</b>                     | <b>5,585,869</b> | <b>5,813,038</b> |

**SCHEDULE 2  
FEDERAL REVENUES**  
(thousands of dollars)

|   | -----Fiscal Year Ending June 30----- |                   |                   |
|---|--------------------------------------|-------------------|-------------------|
|   | 2020<br>Actual                       | 2021<br>Estimated | 2022<br>Estimated |
| <b>Federal:</b>   |                                      |                   |                   |
| Department of Agriculture:  |                                      |                   |                   |
| Child & Adult Care Coronavirus Aid, Relief, Economic Security (CARES) Act Funds . . . . .                 | 9,536                                | ---               | ---               |
| Child Care . . . . .  | 72,605                               | 110,700           | 132,840           |
| Child Nutrition - School Breakfast . . . . .  | 68,856                               | 150,000           | 180,000           |
| Child Nutrition - School Lunch . . . . .  | 180,019                              | 400,000           | 480,000           |
| Child Nutrition - Special Milk . . . . .  | 127                                  | 1,300             | 1,560             |
| Child Nutrition - Summer Programs . . . . .   | 14,324                               | 20,797            | 28,677            |
| Child Nutrition Administration . . . . .  | 9,504                                | 16,080            | 15,095            |
| Child Nutrition Technology Grant . . . . .  | ---                                  | 2,000             | 2,000             |
| Emergency Food Assist Coronavirus Aid, Relief, Economic Security - Administration . . . . .               | 1,647                                | ---               | ---               |
| Families First Coronavirus Response Act - Administration . . . . .  | 110                                  | ---               | ---               |
| Farm Risk Management Education Program . . . . .  | ---                                  | 282               | 282               |
| Food Stamp - The Emergency Food Assistance Program (TEFAP) . . . . .                                      | 5,595                                | 5,000             | 5,000             |
| Fresh Fruit and Vegetable Program . . . . .   | 3,660                                | 5,910             | 6,075             |
| Indemnities - Avian Influenza . . . . .   | 105                                  | 615               | 615               |
| National School Lunch Program-Equipment Assistance for School Food Authorities . . . . .                  | 528                                  | 1,000             | 1,000             |
| New Jersey Animal Food Testing Program . . . . .  | ---                                  | 641               | 670               |
| Produce Safety Rule Implementation . . . . .  | 658                                  | 755               | 755               |
| School Breakfast Coronavirus Aid, Relief, Economic Security (CARES) Act Funds . . . . .                   | 25,922                               | ---               | ---               |
| School Lunch Coronavirus Aid, Relief, Economic Security (CARES) Act Funds . . . . .                       | 49,575                               | ---               | ---               |
| School Milk Coronavirus Aid, Relief, Economic Security (CARES) Act Funds . . . . .                        | 9                                    | ---               | ---               |
| Specialty Crop Block Grant Program . . . . .  | 297                                  | 1,600             | 1,600             |
| Summer Food Meal Coronavirus Aid, Relief, Economic Security (CARES) Act Funds . . . . .                   | 16,130                               | ---               | ---               |
| Summer Food Sponsor Administration Coronavirus Aid, Relief, Economic Security (CARES) Act Funds . . . . . | 1,538                                | ---               | ---               |
| Trade Mitigation Food Purchase and Distribution Program . . . . .   | 1,442                                | 3,000             | 2,400             |
| Trade Mitigation Program Administration . . . . .   | 75                                   | ---               | 132               |
| Various Federal Programs and Accruals . . . . .   | 7,965                                | 9,525             | 9,272             |
| Subtotal, Department of Agriculture . . . . .   | <u>470,227</u>                       | <u>729,205</u>    | <u>867,973</u>    |
| Department of Children and Families:  |                                      |                   |                   |
| Restricted Federal Grants . . . . .   | 17,143                               | 47,892            | 42,848            |
| Social Services Block Grant . . . . .   | 43,947                               | 44,886            | 44,886            |
| Title IV-B Child Welfare Services . . . . .   | 11,870                               | 11,968            | 11,968            |
| Title IV-E Foster Care . . . . .  | 200,668                              | 185,770           | 192,847           |
| Various Federal Programs and Accruals . . . . .   | (20,597)                             | ---               | ---               |
| Subtotal, Department of Children and Families . . . . .   | <u>253,031</u>                       | <u>290,516</u>    | <u>292,549</u>    |
| Department of Community Affairs:  |                                      |                   |                   |
| COVID-19 HUD Housing Choice Vouchers . . . . .  | 4,721                                | ---               | ---               |
| Community Development Block Grant - Super Storm Sandy . . . . .   | 186,653                              | ---               | ---               |
| Community Services Block Grant . . . . .  | 22,406                               | 20,500            | 20,500            |
| Continuum of Care Program . . . . .   | 1,816                                | 4,000             | 4,000             |
| Emergency Solutions Grants Program . . . . .  | 4,414                                | 4,000             | 4,000             |
| Family Self Sufficiency Program Coordinator . . . . .   | 54                                   | 350               | 350               |
| Lead-Based Paint Hazard Control . . . . .   | ---                                  | 4,800             | 4,800             |
| Low Income Home Energy Assistance Program . . . . .   | 111,198                              | 140,000           | 140,000           |
| Mainstream 5 . . . . .  | 885                                  | 1,000             | 1,000             |
| Moderate Rehabilitation Housing Assistance . . . . .  | 4,554                                | 9,500             | 9,500             |
| National Affordable Housing - HOME Investment Partnerships . . . . .                                      | 3,695                                | 6,000             | 6,000             |
| National Housing Trust Fund . . . . .   | 3,439                                | 8,500             | 8,500             |
| Section 8 Housing Voucher Program . . . . .   | 268,990                              | 285,000           | 285,000           |
| Small Cities Block Grant Program . . . . .  | 2,829                                | 8,023             | 8,023             |
| Weatherization Assistance Program . . . . .   | 5,261                                | 7,000             | 7,000             |
| Various Federal Programs and Accruals . . . . .   | 24,488                               | ---               | ---               |
| Subtotal, Department of Community Affairs . . . . .   | <u>645,403</u>                       | <u>498,673</u>    | <u>498,673</u>    |
| Department of Corrections:  |                                      |                   |                   |
| Anti-Heroin Task Force . . . . .  | ---                                  | 3,000             | 3,000             |
| Body Worn Cameras . . . . .   | ---                                  | 250               | 250               |
| Comprehensive Opioid, Stimulant and Substance Abuse Program . . . . .                                     | ---                                  | 1,225             | 1,225             |
| Defense Tactical Training . . . . .   | ---                                  | 750               | 750               |

**SCHEDULE 2  
FEDERAL REVENUES**  
(thousands of dollars)

|  | -----Fiscal Year Ending June 30----- |                |                |
|--|--------------------------------------|----------------|----------------|
|  | 2020                                 | 2021           | 2022           |
|  | Actual                               | Estimated      | Estimated      |
| Diversity Training .....   | ---                                  | 100            | 100            |
| Father/Child Visitation Program .....  | 184                                  | 283            | 127            |
| Health, Safety and Wellness .....  | ---                                  | 3,000          | 3,000          |
| Inmate Vocational Certifications .....   | ---                                  | 350            | 350            |
| Innovative Reentry Initiatives .....   | ---                                  | 500            | 500            |
| Offender Reentry .....   | ---                                  | 600            | 600            |
| Prison Rape Elimination Grant .....  | 237                                  | 102            | 500            |
| Promising Reentry .....  | ---                                  | 750            | 750            |
| Smart Supervision .....  | ---                                  | 125            | 125            |
| Special Investigations Division - Intelligence Technology .....                      | ---                                  | 250            | 250            |
| Special Operations Tactical Equipment .....  | ---                                  | 200            | 200            |
| State Criminal Alien Assistance Program .....  | 8,834                                | 4,300          | 4,500          |
| Swift, Certain, and Fair Sanctions Program .....                                     | 223                                  | 150            | 150            |
| Technology Enhancements .....  | ---                                  | 500            | 500            |
| Various Federal Programs and Accruals .....  | (4,561)                              | 200            | 200            |
| <b>Subtotal, Department of Corrections .....</b>                                     | <b>4,917</b>                         | <b>16,635</b>  | <b>17,077</b>  |
| <b>Department of Education:</b>  |                                      |                |                |
| 21st Century Schools .....   | 25,455                               | 27,404         | 27,952         |
| AIDS Prevention Education .....  | 106                                  | 120            | 120            |
| Bilingual and Compensatory Education - Homeless Children and Youth .....             | 1,502                                | 2,445          | 2,494          |
| Career and Technical Education Teacher Pathway .....                                 | 38                                   | ---            | ---            |
| Elementary and Secondary School Emergency Relief Fund (ESSER) - Administration ..... | 797                                  | ---            | ---            |
| Head Start Collaboration .....   | 172                                  | 275            | 275            |
| Hurricane Relief .....   | 295                                  | ---            | ---            |
| Improving America's Schools Act - Consolidated Administration .....                  | 3,791                                | 5,548          | 5,671          |
| Individuals with Disabilities Education Act Basic State Grant .....                  | 368,408                              | 393,061        | 395,999        |
| Individuals with Disabilities Education Act Preschool Grants .....                   | 11,623                               | 11,746         | 11,750         |
| Language Acquisition Discretionary Administration .....                              | 17,171                               | 20,274         | 20,679         |
| Migrant Education - Administration/Discretionary .....                               | 1,918                                | 2,494          | 2,544          |
| Race to the Top - Preschool Development Grant .....                                  | 6,778                                | ---            | ---            |
| STOP School Violence Grant .....   | 181                                  | ---            | ---            |
| State Assessments .....  | 6,270                                | 8,600          | 8,600          |
| Student Support & Academic Enrichment State Grants .....                             | 18,888                               | 27,003         | 27,543         |
| Supporting Effective Instruction State Grants .....                                  | 44,605                               | 45,540         | 46,451         |
| Title I - Grants to Local Educational Agencies .....                                 | 388,146                              | 366,300        | 373,625        |
| Title I - Part D, Neglected and Delinquent .....                                     | 1,950                                | 1,891          | 1,929          |
| Vocational Education - Basic Grants - Administration .....                           | 24,230                               | 25,794         | 39,210         |
| Various Federal Programs and Accruals .....  | (1,041)                              | 5,216          | 1,830          |
| <b>Subtotal, Department of Education .....</b>                                       | <b>921,283</b>                       | <b>943,711</b> | <b>966,672</b> |
| <b>Department of Environmental Protection:</b>                                       |                                      |                |                |
| Air Pollution Maintenance Program .....  | 3,982                                | 10,500         | 10,500         |
| Artificial Reef Enhancement .....  | ---                                  | 1,800          | 1,800          |
| Artificial Reef Program - PSE&G/NJPDES Permit Fees .....                             | 373                                  | 985            | 985            |
| Atlantic Brant Migration Ecology Study .....   | 40                                   | 480            | 480            |
| Atlantic Coastal Fisheries .....   | 87                                   | 2,088          | 2,150          |
| Beach Monitoring and Notification .....  | 157                                  | 700            | 700            |
| BioWatch Monitoring .....  | 404                                  | 700            | 700            |
| Boat Access (Fish and Wildlife) .....  | ---                                  | 1,000          | 1,000          |
| Bobcat Hair Snare Study .....  | 66                                   | 480            | 480            |
| Body-Worn Cameras .....  | ---                                  | 250            | 250            |
| Bog Turtle Project .....   | ---                                  | 150            | 150            |
| Brownfields .....  | 557                                  | 1,000          | 1,000          |
| Clean Diesel Retrofit .....  | 383                                  | 500            | 500            |
| Clean Vessels .....  | 358                                  | 1,000          | 1,000          |
| Clean Water State Revolving Fund .....   | ---                                  | 68,000         | 70,000         |
| Coastal Zone Management - Special Merit .....  | ---                                  | 500            | 500            |
| Coastal Zone Management Implementation .....   | 1,622                                | 4,265          | 4,465          |
| Community Assistance Program .....   | 539                                  | 600            | 600            |
| Connecting Habitat Across New Jersey (CHANJ) Assessments .....                       | 34                                   | 400            | 200            |
| Consolidated Forest Management .....   | ---                                  | 500            | 500            |
| Cooperative Technical Partnership .....  | 1,474                                | 3,000          | 3,000          |
| DOT Reconstruct Ferry Slips Liberty State Park .....                                 | ---                                  | 6,000          | 6,000          |
| Development Compensatory Mitigation Technical Manual and NJ Floristic Quality .....  | ---                                  | 187            | 187            |

**SCHEDULE 2  
FEDERAL REVENUES**  
(thousands of dollars)

|   | -----Fiscal Year Ending June 30----- |                   |                   |
|---|--------------------------------------|-------------------|-------------------|
|   | 2020<br>Actual                       | 2021<br>Estimated | 2022<br>Estimated |
| Development of Coastal Ecological Restoration . . . . .   | ---                                  | 250               | 300               |
| Diesel Emissions Reduction Act - Marine Vessel Emission Reduction . . . . .   | ---                                  | 650               | 650               |
| Drinking Water State Revolving Fund . . . . .   | 3,063                                | 28,200            | 28,200            |
| Endangered Species . . . . .  | 57                                   | 355               | 355               |
| Endangered and Nongame Species Program State Wildlife Grants . . . . .  | 503                                  | 1,070             | 1,070             |
| FEMA Port Security Grant Liberty State Park . . . . .   | ---                                  | 1,100             | 1,100             |
| Fish and Wildlife Action Plan . . . . .   | 145                                  | 135               | 135               |
| Fish and Wildlife Health . . . . .  | 86                                   | 380               | 380               |
| Forest Legacy . . . . .   | 8                                    | 4,245             | 4,245             |
| Forest Resource Management - Cooperative Forest Fire Control . . . . .  | ---                                  | 1,250             | 1,500             |
| Hazardous Waste - Resource Conservation Recovery Act . . . . .  | 4,768                                | 4,750             | 4,768             |
| High Hazard Dams Grants/Loans . . . . .   | ---                                  | 500               | 500               |
| Historic Preservation - Super Storm Sandy . . . . .   | 1,735                                | ---               | ---               |
| Historic Preservation Survey and Planning . . . . .   | 1,850                                | 3,000             | 3,000             |
| Hunters' and Anglers' License Fund . . . . .  | 1,594                                | 21,648            | 22,535            |
| Land and Water Conservation Fund - City of Trenton Soccer and Fitness Development . . . . .                         | ---                                  | 1,000             | 1,000             |
| Land and Water Conservation Fund . . . . .  | 1,968                                | 5,000             | 5,000             |
| Land and Water Conservation Fund - Camden Whitman Park Improvements . . . . .                                       | ---                                  | 1,000             | 1,000             |
| Landscape Restoration . . . . .   | ---                                  | 320               | 320               |
| Marine Fisheries Investigation and Management . . . . .   | 450                                  | 6,531             | 6,574             |
| Multimedia . . . . .  | 548                                  | 750               | 700               |
| NJ - FRAMES - Monmouth County . . . . .   | 231                                  | 500               | 500               |
| NJ - GIS Conservation Tools and Technical Guidance . . . . .  | ---                                  | 3,500             | 3,500             |
| NJ Outdoor Heritage Program . . . . .   | ---                                  | 3,800             | 1,400             |
| National Coastal Wetlands Conservation . . . . .  | 605                                  | 7,000             | 3,500             |
| National Dam Safety Program (FEMA) . . . . .  | 148                                  | 120               | 120               |
| National Estuary Program - Coastal Watershed Grant Program . . . . .  | ---                                  | 220               | 220               |
| National Fish and Wildlife Foundation Delaware River Program . . . . .  | ---                                  | ---               | 200               |
| National Geologic Mapping Program . . . . .   | 157                                  | 674               | 674               |
| National Recreational Trails . . . . .  | 794                                  | 1,900             | 1,900             |
| New Jersey Atlantic and Shortnose Sturgeon . . . . .  | 9                                    | 365               | 365               |
| New Jersey's Landscape Project . . . . .  | 465                                  | 990               | 990               |
| Nonpoint Source Implementation (319H) . . . . .   | 2,934                                | 3,830             | 3,830             |
| Particulate Monitoring Grant . . . . .  | 802                                  | 1,000             | 1,000             |
| Pesticide Technology . . . . .  | 679                                  | 500               | 500               |
| Preliminary Assessments/Site Inspections . . . . .  | 375                                  | 1,000             | 1,000             |
| Radon Program . . . . .   | 574                                  | 500               | 500               |
| Readiness & Environmental Protection Integration Infrastructure Resilience & Natural Resource Enhancement . . . . . | ---                                  | ---               | 10,000            |
| Recovery Land Acquisition . . . . .   | 103                                  | 2,500             | 2,500             |
| Remedial Planning Support Agency Assistance . . . . .   | 341                                  | 1,000             | 1,000             |
| Species of Greater Conservation Need - Mammal Research and Management . . . . .                                     | 157                                  | 340               | 340               |
| Statewide Habitat Restoration and Enhancement . . . . .   | 50                                   | 1,400             | 700               |
| Superfund Grants . . . . .  | 12                                   | 5,030             | 5,030             |
| Underground Storage Tank Program Standard Compliance Inspections . . . . .  | 1,073                                | 1,250             | 1,250             |
| Underground Storage Tanks . . . . .   | 2,486                                | 9,000             | 6,000             |
| Water Infrastructure Improvements for the Nation . . . . .  | ---                                  | 800               | 800               |
| Water Monitoring and Planning . . . . .   | 698                                  | 1,000             | 1,000             |
| Water Pollution Control Program . . . . .   | 3,850                                | 4,787             | 4,787             |
| Wildfire Risk Reduction . . . . .   | ---                                  | 260               | 500               |
| Wildlife Management Area Conservation Program . . . . .   | ---                                  | 2,000             | 2,000             |
| Wildlife and Sport Fish Restoration Outreach . . . . .  | 392                                  | 390               | 390               |
| Wildlife and Sport Fish Restoration Partnership Exhibit Development . . . . .                                       | ---                                  | 600               | 600               |
| Various Federal Programs and Accruals . . . . .   | 1,485                                | 1,840             | 1,810             |
| Subtotal, Department of Environmental Protection . . . . .  | <u>45,271</u>                        | <u>245,315</u>    | <u>249,385</u>    |
| Department of Health:   |                                      |                   |                   |
| AIDS Drug Distribution Program . . . . .  | ---                                  | 2,000             | 2,000             |
| Abstinence Education - Family Health Services (FHS) . . . . .   | 1,655                                | 1,700             | 1,700             |
| Addressing the Opioid Crisis Statewide . . . . .  | 1,200                                | 1,310             | 1,310             |
| Asthma Surveillance and Coalition Building . . . . .  | ---                                  | 769               | 769               |
| Bioterrorism Hospital Emergency Preparedness . . . . .  | 4,397                                | 14,786            | 14,786            |
| Birth Defects Surveillance Program . . . . .  | ---                                  | 508               | 508               |
| Block Grant Mental Health Services . . . . .  | 6,699                                | ---               | ---               |
| Breast and Cervical Cancer Early Detection Program . . . . .  | 2,314                                | 3,400             | 3,400             |
| Breastfeeding Peer Counseling . . . . .   | 618                                  | 1,271             | 1,271             |

**SCHEDULE 2  
FEDERAL REVENUES**  
(thousands of dollars)

|  | -----Fiscal Year Ending June 30----- |           |           |
|--|--------------------------------------|-----------|-----------|
|  | 2020                                 | 2021      | 2022      |
|  | Actual                               | Estimated | Estimated |
| Chronic Disease Prevention and Health Promotion .....                          | 868                                  | 3,350     | 3,350     |
| Clinical Laboratory Improvement Amendments Program .....                       | 647                                  | 617       | 617       |
| Comp Cancer Supplemental .....   | 31                                   | 100       | 100       |
| Comprehensive AIDS Resources Grant .....                                       | 61,646                               | 46,311    | 46,311    |
| Conformance with the Manufactured Food Regulatory Program Standards .....      | 333                                  | 340       | 340       |
| Coordinated Integrated Initiative .....  | ---                                  | 2,255     | 2,255     |
| Core Injury Prevention and Control Program .....                               | ---                                  | 300       | 300       |
| Cures Grant .....  | 4,278                                | ---       | ---       |
| Early Hearing Detection and Intervention (EHDI) Tracking, Research .....       | 220                                  | 250       | 250       |
| Early Intervention for Infants and Toddlers with Disabilities (Part C) .....   | 10,728                               | 13,000    | 13,000    |
| Ebola Hospital Preparedness and Response .....                                 | 836                                  | 6,022     | 6,022     |
| Electronic Patient Care .....  | ---                                  | 350       | 350       |
| Emergency Medical Services for Children (EMSC) Partnership Grants .....        | 110                                  | 200       | 200       |
| Emergency Preparedness for Bioterrorism .....                                  | 15,500                               | 29,581    | 29,581    |
| Enhanced HIV/AIDS Surveillance-Perinatal .....                                 | ---                                  | 213       | 213       |
| Enhancing & Making Programs & Outcomes Work to End Rape .....                  | ---                                  | 96        | 96        |
| Epidemiology and Laboratory Capacity Vaccine Preventable Disease .....         | ---                                  | 100       | 100       |
| Federal Lead Abatement Program .....   | 320                                  | 440       | 440       |
| Food Emergency Response Network - E. Coli in Ground Beef .....                 | 127                                  | 165       | 165       |
| Food Inspection .....  | 472                                  | 889       | 889       |
| Fundamental & Expanded Occupational Health .....                               | 185                                  | 985       | 985       |
| Grants to Prevent Prescription Drug/Opioid Overdose Deaths .....               | 778                                  | ---       | ---       |
| HIV/AIDS Events without Care in New Jersey .....                               | ---                                  | 373       | 373       |
| HIV/AIDS Prevention and Education Grant .....                                  | 12,836                               | 17,600    | 17,600    |
| HIV/AIDS Surveillance Grant .....  | ---                                  | 3,318     | 3,318     |
| Heart Disease and Stroke Prevention .....                                      | ---                                  | 450       | 450       |
| Housing Opportunities for Incarcerated Persons with AIDS .....                 | 190                                  | 1,958     | 1,958     |
| Housing Opportunities for Persons with AIDS .....                              | 1,474                                | 1,764     | 1,764     |
| Immunization Project .....   | 4,054                                | 9,909     | 9,909     |
| Improving Mental Health for Older African Americans .....                      | 239                                  | 240       | 240       |
| Lab Biomonitoring Program - Impact of Biohazards on New Jersey Citizens .....  | 987                                  | 1,000     | 1,000     |
| Maternal and Child Health (MCH) Early Childhood Comprehensive System .....     | ---                                  | 140       | 140       |
| Maternal and Child Health Block Grant .....                                    | 10,747                               | 13,000    | 13,000    |
| Maternal, Infant and Early Childhood Home Visiting Innovation Grant .....      | 2,222                                | 2,170     | 1,560     |
| Maternal, Infant and Early Childhood Home Visiting Program .....               | 10,731                               | 10,582    | 10,582    |
| Medicare/Medicaid Inspections of Nursing Facilities .....                      | 14,544                               | 14,076    | 14,076    |
| Morbidity and Risk Behavior Surveillance .....                                 | 704                                  | 1,071     | 1,071     |
| National Cancer Prevention and Control .....                                   | 93                                   | 6,889     | 6,889     |
| National HIV/AIDS Behavioral Surveillance .....                                | 389                                  | 512       | 512       |
| National Program of Cancer Registries .....                                    | 1,078                                | 1,400     | 1,400     |
| New Jersey Cancer Education & Early Detection (NJ CEED) .....                  | ---                                  | 197       | 197       |
| New Jersey Childhood Lead .....  | 715                                  | 672       | 672       |
| New Jersey Personal Responsibility Education Program .....                     | 1,139                                | 1,426     | 1,426     |
| New Jersey Plan for Private Well Programs .....                                | 163                                  | 270       | 270       |
| New Jersey State Maternal Health Innovation Program .....                      | 186                                  | 2,072     | 2,072     |
| New Jersey's Reducing Health Disparities Initiative .....                      | ---                                  | 160       | 160       |
| Nurse Aide Certification Program .....   | ---                                  | 1,000     | 1,000     |
| Oral Health Grant .....  | 241                                  | 500       | 500       |
| Overdose Data - Action .....   | 2,005                                | 7,486     | 7,486     |
| Pandemic Influenza Healthcare Preparedness .....                               | ---                                  | 1,935     | 1,935     |
| Partnership Ending HIV in Essex & Hudson .....                                 | 146                                  | 3,700     | 3,700     |
| Pediatric AIDS Health Care Demonstration Project .....                         | 1,883                                | 2,350     | 2,350     |
| Pediatric Mental Health Care .....   | 639                                  | 445       | 445       |
| Pregnancy Risk Assessment Monitoring System .....                              | 143                                  | 750       | 750       |
| Preventative Health and Health Services Block Grant .....                      | 3,678                                | 5,683     | 5,683     |
| Prevention & Public Health Fund - Coordinated Integrated Initiative .....      | ---                                  | 1,187     | 1,187     |
| Prevention & Public Health Fund - Immunization and Vaccines for Children ..... | 4,244                                | 9,600     | 9,600     |
| Prevention and Management of Diabetes, Heart Disease and Stroke .....          | 1,762                                | 4,215     | 4,215     |
| Public Employees Occupational Safety and Health - State Plan .....             | ---                                  | 900       | 900       |
| Public Health Crisis - Opioids .....   | 2,401                                | 4,524     | 4,524     |
| Public Health Crisis Response .....  | 8,066                                | 5,470     | 5,470     |
| Public Health Emergency Response: COVID-19 Cooperative Agreement .....         | 1,636                                | ---       | ---       |
| Public Health Laboratory Biomonitoring Planning .....                          | ---                                  | 2,156     | 2,156     |
| Rape Prevention and Education Program .....                                    | 905                                  | 1,895     | 1,895     |
| Ryan White Part B - Emergency Relief .....                                     | ---                                  | 1,300     | 1,300     |
| Ryan White Part B - Supplemental .....   | 1,274                                | 1,500     | 1,500     |
| Senior Farmers' Market Nutrition Program .....                                 | 805                                  | 2,000     | 2,000     |
| Substance Abuse Block Grant .....  | 7,193                                | ---       | ---       |

**SCHEDULE 2  
FEDERAL REVENUES**  
(thousands of dollars)

|  | -----Fiscal Year Ending June 30----- |                   |                   |
|--|--------------------------------------|-------------------|-------------------|
|  | 2020<br>Actual                       | 2021<br>Estimated | 2022<br>Estimated |
| Supplemental Food Program - Women, Infants, and Children (WIC) .....           | 136,307                              | 151,608           | 151,608           |
| Surveillance, Epidemiology and End Results (SEER) .....                        | ---                                  | 1,319             | 1,319             |
| Tobacco Age of Sale Enforcement (TASE) .....                                   | 975                                  | 2,357             | 2,357             |
| Tuberculosis Control Program .....   | 2,272                                | 2,595             | 2,712             |
| Venereal Disease Project .....   | 2,533                                | 3,882             | 3,882             |
| Viral Hepatitis Surveillance .....   | 313                                  | 400               | 400               |
| Vital Statistics Component .....   | 1,454                                | 1,498             | 1,498             |
| West Nile Virus - Laboratory .....   | ---                                  | 200               | 200               |
| West Nile Virus - Public Health .....  | ---                                  | 1,942             | 1,942             |
| Women, Infants, and Children (WIC) Farmers' Market Nutrition Program .....     | 686                                  | 2,600             | 2,600             |
| Various Federal Programs and Accruals .....                                    | (5,696)                              | 24,684            | 24,684            |
| Subtotal, Department of Health .....   | <u>352,318</u>                       | <u>474,238</u>    | <u>473,745</u>    |
| Department of Human Services:  |                                      |                   |                   |
| Block Grant Mental Health Services .....                                       | 6,763                                | 19,363            | 19,363            |
| COVID-19 CARES Act Stimulus Funding .....                                      | 24,402                               | ---               | ---               |
| COVID-19 Title III .....   | 26,021                               | ---               | ---               |
| Child Care Block Grant .....   | 250,013                              | 160,760           | 160,760           |
| Child Support Enforcement Program .....  | 158,877                              | 180,635           | 181,210           |
| Clinical High Risk for Psychosis .....   | ---                                  | 400               | 400               |
| Connecting Kids to Coverage Outreach .....                                     | 275                                  | 375               | 375               |
| COVID-19 Title XIX Managed Care .....  | 353,045                              | ---               | ---               |
| Cures Grant .....  | ---                                  | 12,995            | 12,995            |
| Developmental Disabilities Council .....                                       | 1,800                                | 1,657             | 1,664             |
| Elder Abuse Prevention Interventions Program .....                             | 282                                  | ---               | ---               |
| Electronic Health Records Provider Incentive Payments .....                    | 1,403                                | 20,000            | 20,000            |
| Grants to Prevent Prescription Drug/Opioid Overdose Deaths .....               | 93                                   | 1,000             | 1,000             |
| Health Information Technology (HIT) .....                                      | 17,008                               | 16,415            | 16,415            |
| Medication Assisted Drug and Opioid .....                                      | ---                                  | 950               | 950               |
| National Family Caregiver Program .....  | 5,105                                | 5,200             | 5,200             |
| National Strategy Grant-Suicide Prevention .....                               | ---                                  | 471               | 471               |
| New Jersey Mental Health Awareness Training .....                              | 106                                  | 125               | 125               |
| New Jersey Money Follows the Person .....                                      | 22,511                               | 12,752            | 12,752            |
| New Jersey State Opioid Response .....   | 14,600                               | 66,001            | 66,001            |
| Older Americans Act - Title III .....  | 31,497                               | 34,134            | 34,134            |
| Program Integration of Primary and Behavioral Health Care .....                | ---                                  | 2,000             | 2,000             |
| Projects for Assistance in Transition from Homelessness (PATH) .....           | 2,174                                | 2,141             | 2,141             |
| Refugee Resettlement Program .....   | 27                                   | 2,600             | 2,600             |
| Social Services Administration .....   | ---                                  | 41,310            | 41,310            |
| Strategic Prevention Framework .....   | 2,139                                | 2,260             | 2,260             |
| Substance Abuse Block Grant .....  | 33,969                               | 49,092            | 49,261            |
| Supplemental Nutrition Assistance Program .....                                | 149,302                              | 197,420           | 197,420           |
| Supplemental Nutrition Assistance Program - Education .....                    | 8,983                                | 9,900             | 9,900             |
| Supplemental Nutrition Assistance Program - Fraud Grant .....                  | ---                                  | 1,000             | 1,000             |
| Temporary Assistance for Needy Families Block Grant .....                      | 402,702                              | 371,474           | 370,427           |
| Title XIX Child Residential .....  | 118,051                              | 130,480           | 130,480           |
| Title XIX Community Care Program .....   | 771,947                              | 901,556           | 939,701           |
| Title XIX ICF/IDD .....  | 253,515                              | 231,356           | 240,429           |
| Title XIX Medical Assistance .....   | 8,167,895                            | 9,637,206         | 10,718,864        |
| Title XXI Children's Health Insurance Program .....                            | 551,200                              | 507,395           | 534,930           |
| United States Department of Agriculture Older Americans .....                  | 3,433                                | 4,350             | 4,350             |
| Vocational Rehabilitation Act, Section 120 .....                               | 14,627                               | 13,595            | 13,933            |
| Various Federal Programs and Accruals .....                                    | 10,340                               | 6,519             | 6,519             |
| Subtotal, Department of Human Services .....                                   | <u>11,404,105</u>                    | <u>12,644,887</u> | <u>13,801,340</u> |
| Department of Labor and Workforce Development:                                 |                                      |                   |                   |
| Assistive Technology .....   | 526                                  | 600               | 600               |
| Current Employment Statistics .....  | 1,386                                | 2,484             | 2,417             |
| Disability Determination Services .....  | 58,545                               | 77,106            | 77,106            |
| Disabled Veterans' Outreach Program .....                                      | 2,661                                | 3,392             | 3,392             |
| Employment Services .....  | 28,113                               | 26,968            | 26,911            |
| Employment Services Grants - Alien Labor Certification .....                   | 463                                  | 812               | 812               |
| Independent Living .....   | 87                                   | 600               | 600               |
| Local Veterans' Employment Representatives .....                               | 924                                  | 1,633             | 1,633             |
| National Council on Aging - Senior Community Services Employment Project ..... | 1,663                                | 4,048             | 4,048             |

**SCHEDULE 2  
FEDERAL REVENUES**  
(thousands of dollars)

|  | -----Fiscal Year Ending June 30----- |                  |                  |
|--|--------------------------------------|------------------|------------------|
|  | <b>2020</b>                          | <b>2021</b>      | <b>2022</b>      |
|  | <b>Actual</b>                        | <b>Estimated</b> | <b>Estimated</b> |
| Occupational Safety Health Act - On-Site Consultation .....              | 1,258                                | 2,703            | 2,703            |
| One Stop Labor Market Information .....                                  | 714                                  | 1,046            | 1,020            |
| Public Employees Occupational Safety and Health Act .....                | 1,144                                | 2,998            | 2,998            |
| Redesigned Occupational Safety and Health (ROSH) .....                   | 172                                  | 385              | 250              |
| Reemployment Eligibility Assessments - State Administration .....        | 2,087                                | 4,600            | 4,600            |
| Rehabilitation of Supplemental Security Income Beneficiaries .....       | 2,207                                | 5,000            | 5,000            |
| Supported Employment .....   | 374                                  | 975              | 975              |
| Trade Adjustment Assistance Project .....                                | 4,875                                | 8,313            | 8,313            |
| Unemployment Insurance .....   | 104,896                              | 204,226          | 204,257          |
| Vocational Rehabilitation Act of 1973 .....                              | 56,242                               | 55,045           | 55,045           |
| Work Opportunity Tax Credit .....  | 364                                  | 762              | 762              |
| Workforce Investment Act .....   | 65,298                               | 116,809          | 117,392          |
| Workforce Investment Act - Adult and Continuing Education .....          | 27,512                               | 19,269           | 19,269           |
| Various Federal Programs and Accruals .....                              | (28,719)                             | 1,803            | 1,803            |
| <b>Subtotal, Department of Labor and Workforce Development .....</b>     | <b>332,792</b>                       | <b>541,577</b>   | <b>541,906</b>   |
| <b>Department of Law and Public Safety:</b>                              |                                      |                  |                  |
| Anti-Methamphetamine .....   | ---                                  | 500              | 500              |
| Body Cameras .....   | 1,171                                | 1,500            | 1,500            |
| Community Oriented Policing (COPS) .....                                 | 1,789                                | 11,533           | 11,533           |
| Community Policing Development .....                                     | ---                                  | 500              | 500              |
| Disaster Assistance - COVID-19 Pandemic .....                            | 115,202                              | ---              | ---              |
| Disaster Assistance - Other .....  | 26,208                               | ---              | ---              |
| Disaster Assistance - Super Storm Sandy .....                            | 102,673                              | ---              | ---              |
| Emergency Management Performance Grant - Non Terrorism .....             | 8,603                                | 9,000            | 9,000            |
| Encouraging Innovation .....   | ---                                  | 500              | 500              |
| Enhancement of Data Analysis Center .....                                | ---                                  | 50               | 50               |
| Equal Employment Opportunity Commission .....                            | ---                                  | 300              | 300              |
| Fatality Analysis Reporting System (FARS) .....                          | 215                                  | 350              | 350              |
| Federal Nonprofit Security Grant Program - State .....                   | ---                                  | 2,391            | 2,391            |
| Flood Mitigation Assistance .....  | 8,376                                | 9,000            | 9,000            |
| Forensic DNA Laboratory .....  | 808                                  | 2,300            | 2,300            |
| Hazardous Materials Transportation .....                                 | 441                                  | 550              | 550              |
| Highway Traffic Safety .....   | 13,661                               | 41,150           | 42,967           |
| Homeland Security Grant Program .....                                    | 8,106                                | 7,692            | 7,692            |
| Incident Command .....   | 1,989                                | ---              | ---              |
| Intellectual Property .....  | ---                                  | 450              | 450              |
| Internet Crimes Against Children .....                                   | 373                                  | 600              | 600              |
| Justice Assistance Grant (JAG) .....                                     | 4,047                                | 4,000            | 3,188            |
| Juvenile Justice Delinquency Prevention .....                            | 556                                  | 1,013            | 1,013            |
| Medicaid Fraud Unit .....  | 2,493                                | 3,900            | 3,921            |
| National Crime Statistics Exchange .....                                 | 165                                  | 2,750            | 2,750            |
| National Criminal History Program - Office of the Attorney General ..... | ---                                  | 750              | 750              |
| Non-Motorized Safety .....   | 691                                  | 1,500            | 1,500            |
| Opioids .....  | 341                                  | 10,609           | 10,346           |
| Overdose Data to Action .....  | ---                                  | 1,315            | 1,315            |
| Paul Coverdell National Forensic Science Improvement (Competitive) ..... | ---                                  | 500              | 500              |
| Paul Coverdell National Forensic Science Improvement (Formula) .....     | 262                                  | 550              | 550              |
| Port Security .....  | 1,473                                | 3,000            | 3,000            |
| Postconviction Testing of DNA Evidence .....                             | ---                                  | 500              | 500              |
| Pre-Disaster Mitigation Grant (Competitive) .....                        | 150                                  | 5,000            | 5,000            |
| Prescription Drug Monitoring Program .....                               | ---                                  | 2,750            | 2,750            |
| Preventing Wrongful Convictions .....                                    | ---                                  | 250              | 250              |
| Public Safety Innovation Acceleration Program .....                      | 293                                  | ---              | ---              |
| Recreational Boating Safety .....  | ---                                  | 3,800            | 3,800            |
| Residential Treatment for Substance Abuse .....                          | 163                                  | 490              | 454              |
| STOP School Violence Prevention Program .....                            | ---                                  | 550              | 550              |
| Sex Offender Registration and Notification Act (SORNA) .....             | 314                                  | 625              | 625              |
| Sexual Assault Kit Initiative .....                                      | ---                                  | 915              | 915              |
| Targeted Violence and Terrorism Prevention .....                         | ---                                  | 750              | 750              |
| Training for Juvenile Prosecution .....                                  | 3                                    | 225              | 225              |
| UASI Nonprofit Security Grant Program (NSGP) .....                       | 4,621                                | 7,202            | 7,202            |
| Urban Area Security Initiative (UASI) .....                              | 22,523                               | 19,050           | 19,050           |
| Urban Search and Rescue .....  | 6,107                                | 12,500           | 12,500           |
| Victim Assistance Grants .....   | 30,907                               | 55,128           | 37,070           |
| Victim Centered Law Enforcement Training .....                           | 133                                  | 750              | 750              |

**SCHEDULE 2  
FEDERAL REVENUES**  
(thousands of dollars)

|  | -----Fiscal Year Ending June 30----- |                   |                   |
|--|--------------------------------------|-------------------|-------------------|
|  | 2020<br>Actual                       | 2021<br>Estimated | 2022<br>Estimated |
| Victim Compensation Award . . . . .  | 3,765                                | 2,900             | 2,900             |
| Victims of Crime Act - Building State Technology . . . . .                           | ---                                  | 344               | 344               |
| Victims of Crime Act - Training Discretionary . . . . .                              | ---                                  | 1,000             | 1,000             |
| Violence Against Women Act - Criminal Justice . . . . .                              | 2,874                                | 3,890             | 3,710             |
| Various Federal Programs and Accruals . . . . .                                      | 50,173                               | 2,550             | 4,557             |
| Subtotal, Department of Law and Public Safety . . . . .                              | <u>421,669</u>                       | <u>239,422</u>    | <u>223,918</u>    |
| Department of Military and Veterans' Affairs:  |                                      |                   |                   |
| Antiterrorism Program Manager . . . . .  | 29                                   | 205               | 205               |
| Armory Renovations and Improvements . . . . .  | 989                                  | 7,700             | 7,763             |
| Army Facilities Service Contracts . . . . .  | 634                                  | 5,000             | 5,984             |
| Army National Guard Electronic Security System . . . . .                             | 265                                  | 350               | 482               |
| Army National Guard Statewide Security Agreement . . . . .                           | 594                                  | 950               | 950               |
| Army National Guard Sustainable Range Program . . . . .                              | 71                                   | 80                | 80                |
| Army Training and Technology Lab . . . . .   | 317                                  | 414               | 424               |
| Atlantic City Air Base Environmental . . . . .                                       | 21                                   | 70                | 93                |
| Atlantic City Air Base Operations and Maintenance . . . . .                          | 50                                   | 200               | 208               |
| Atlantic City Air Base Service Contracts . . . . .                                   | 600                                  | 1,900             | 2,141             |
| Atlantic City Air Base Sustainment, Restoration and Modernization . . . . .          | 475                                  | 1,450             | 1,470             |
| Brigadier General Doyle Memorial Cemetery Building Project . . . . .                 | ---                                  | 5,000             | 5,000             |
| Dining Facility Operations . . . . .   | 43                                   | 350               | 350               |
| Facilities Support Contract . . . . .  | 9,229                                | 23,100            | 23,100            |
| Fairmount and Arlington Cemetery Upkeep . . . . .                                    | ---                                  | ---               | 460               |
| Federal Distance Learning Program . . . . .  | 111                                  | 449               | 449               |
| Firefighter/Crash Rescue Service Cooperative Funding Agreement . . . . .             | 1,041                                | 2,025             | 2,025             |
| Hazardous Waste Environmental Protection Program . . . . .                           | 383                                  | 2,953             | 2,953             |
| Lakehurst Readiness Center . . . . .   | ---                                  | 15,000            | 15,000            |
| McGuire Air Force Base Operations and Maintenance . . . . .                          | 88                                   | 268               | 268               |
| McGuire Air Force Base Service Contracts . . . . .                                   | 110                                  | 1,617             | 1,833             |
| Medicare Part A Receipts for Resident Care and Operational Costs . . . . .           | 13,772                               | 10,699            | 11,199            |
| Menlo HVAC Renovation . . . . .  | ---                                  | ---               | 1,897             |
| National Guard Communications Agreement . . . . .                                    | 42                                   | 400               | 100               |
| New Jersey National Guard ChalleNGe Youth Program . . . . .                          | 1,321                                | 3,200             | 4,269             |
| Resident Support Services . . . . .  | ---                                  | ---               | 300               |
| Sea Girt Energy Grid Upgrade . . . . .   | ---                                  | 13,200            | 13,200            |
| Sea Girt Regional Training Institute - Construction . . . . .                        | 36                                   | 2,500             | ---               |
| Training Site Facilities Maintenance Agreements . . . . .                            | 64                                   | 120               | 141               |
| Training and Equipment - Pool Sites . . . . .  | 408                                  | 610               | 839               |
| Veterans' Education Monitoring . . . . .   | 575                                  | 600               | 600               |
| Veterans' Haven North HVAC/Roof Replacement . . . . .                                | ---                                  | ---               | 3,000             |
| Veterans' Haven South Boiler . . . . .   | ---                                  | ---               | 2,888             |
| Warren Grove/Coyle Field . . . . .   | 9                                    | 60                | 60                |
| Various Federal Programs and Accruals . . . . .                                      | 17,215                               | 388               | 405               |
| Subtotal, Department of Military and Veterans' Affairs . . . . .                     | <u>48,492</u>                        | <u>100,858</u>    | <u>110,136</u>    |
| Department of State:   |                                      |                   |                   |
| AmeriCorps Grants . . . . .  | 7,831                                | 6,122             | 6,922             |
| Foster Grandparent Program . . . . .   | 1,264                                | 1,200             | 1,200             |
| Gaining Early Awareness and Readiness for Undergraduate Programs (GEAR UP) . . . . . | 2,028                                | 5,000             | 5,000             |
| Help America Vote Act . . . . .  | 21,185                               | 8,201             | ---               |
| John R. Justice Grant Program . . . . .  | 48                                   | ---               | 48                |
| National Endowment for the Arts Partnership . . . . .                                | ---                                  | 945               | 945               |
| National Health Service Corps - Student Loan Repayment Program . . . . .             | 240                                  | 255               | 255               |
| State Trade and Export Promotion Pilot Grant Program . . . . .                       | 685                                  | 900               | 900               |
| Student Loan Administrative Cost Deduction and Allowance . . . . .                   | 4,070                                | ---               | ---               |
| Various Federal Programs and Accruals . . . . .                                      | (22,337)                             | ---               | ---               |
| Subtotal, Department of State . . . . .  | <u>15,014</u>                        | <u>22,623</u>     | <u>15,270</u>     |

**SCHEDULE 2  
FEDERAL REVENUES**  
(thousands of dollars)

|   | -----Fiscal Year Ending June 30----- |                   |                   |
|---|--------------------------------------|-------------------|-------------------|
|   | 2020<br>Actual                       | 2021<br>Estimated | 2022<br>Estimated |
| Department of Transportation:   |                                      |                   |                   |
| Airport Fund .....  | 327                                  | 2,000             | 2,000             |
| Boating Infrastructure Program (New Jersey Maritime Program) .....          | 946                                  | 1,600             | 1,600             |
| Commercial Drivers' License Program .....                                   | 906                                  | 1,100             | 1,100             |
| Development and Implementation Grant - Federal Transit Administration ..... | 1,000                                | 1,527             | 1,527             |
| Motor Carrier Safety Assistance Program .....                               | 5,807                                | 9,506             | 9,670             |
| Various Federal Programs and Accruals .....                                 | 1,116                                | ---               | ---               |
| Subtotal, Department of Transportation .....                                | 10,102                               | 15,733            | 15,897            |
| Department of the Treasury:   |                                      |                   |                   |
| Coronavirus Relief Fund .....   | 548,485                              | ---               | ---               |
| Financing Advanced Microgrids .....   | ---                                  | 300               | 300               |
| Pipeline Safety .....   | 2,274                                | 950               | 950               |
| State Energy Conservation Program .....                                     | 291                                  | 1,321             | 1,321             |
| Underserved Communities Electric Vehicle Affordability Program .....        | ---                                  | 100               | 100               |
| Various Federal Programs and Accruals .....                                 | (210)                                | ---               | ---               |
| Subtotal, Department of Treasury: .....                                     | 550,840                              | 2,671             | 2,671             |
| The Judiciary:  |                                      |                   |                   |
| Various Federal Programs and Accruals .....                                 | 1,462                                | 1,325             | 1,325             |
| <i>Total Federal Funds</i> .....  | <i>15,476,926</i>                    | <i>16,767,389</i> | <i>18,078,537</i> |

**SCHEDULE 2  
OTHER REVENUES**  
(thousands of dollars)

|  | -----Fiscal Year Ending June 30----- |                   |                   |
|--|--------------------------------------|-------------------|-------------------|
|  | 2020<br>Actual                       | 2021<br>Estimated | 2022<br>Estimated |
| <b>Revolving:</b>  |                                      |                   |                   |
| Department of Community Affairs:                                 |                                      |                   |                   |
| Administration and Support Services .....                        | 190                                  | 350               | 350               |
| Liquid Petroleum Gas Education and Safety Board .....            | 406                                  | 550               | 500               |
| Uniform Construction Code .....                                  | 18,040                               | 20,000            | 20,000            |
| Various Revolving Funds .....                                    | 45                                   | ---               | ---               |
| Subtotal, Department of Community Affairs .....                  | <u>18,681</u>                        | <u>20,900</u>     | <u>20,850</u>     |
| Department of Corrections:                                       |                                      |                   |                   |
| Correctional Laundry Services .....                              | 7                                    | ---               | ---               |
| Culinary Arts Vocational Program .....                           | 39                                   | 27                | 57                |
| Farm Operations .....  | 12,531                               | 12,260            | 11,800            |
| State Use .....  | 10,285                               | 11,000            | 11,000            |
| Subtotal, Department of Corrections .....                        | <u>22,862</u>                        | <u>23,287</u>     | <u>22,857</u>     |
| Department of Education:   |                                      |                   |                   |
| Administration and Support Services .....                        | 1,612                                | 1,430             | 1,430             |
| Support Services and Administration .....                        | 600                                  | 450               | 450               |
| Subtotal, Department of Education .....                          | <u>2,212</u>                         | <u>1,880</u>      | <u>1,880</u>      |
| Department of Environmental Protection:                          |                                      |                   |                   |
| Office of Information Resource Management Assessment Funds ..... | 3,629                                | 3,650             | 4,100             |
| Pesticide Control .....  | 4                                    | ---               | ---               |
| Publicly-Funded Site Remediation and Response .....              | 192                                  | ---               | ---               |
| Subtotal, Department of Environmental Protection .....           | <u>3,825</u>                         | <u>3,650</u>      | <u>4,100</u>      |
| Department of Health:  |                                      |                   |                   |
| Administration and Support Services .....                        | 13,637                               | 13,652            | 13,652            |
| Laboratory Services .....  | 13,104                               | 13,135            | 13,135            |
| Subtotal, Department of Health .....                             | <u>26,741</u>                        | <u>26,787</u>     | <u>26,787</u>     |
| Department of Human Services:                                    |                                      |                   |                   |
| Income Maintenance Management .....                              | 5,513                                | 7,400             | 8,600             |
| Department of Labor and Workforce Development:                   |                                      |                   |                   |
| Administration and Support Services .....                        | 842                                  | 2,500             | 2,500             |
| Department of State:   |                                      |                   |                   |
| Museum Services .....  | 28                                   | 2                 | 4                 |
| State Archives .....   | 101                                  | 116               | 120               |
| Subtotal, Department of State .....                              | <u>129</u>                           | <u>118</u>        | <u>124</u>        |
| Department of Transportation:                                    |                                      |                   |                   |
| Administration and Support Services .....                        | 131                                  | 140               | 140               |
| Fuel Services .....  | 8,610                                | 14,000            | 14,000            |
| Subtotal, Department of Transportation .....                     | <u>8,741</u>                         | <u>14,140</u>     | <u>14,140</u>     |

## SCHEDULE 2 OTHER REVENUES (thousands of dollars)

|  | -----Fiscal Year Ending June 30----- |                   |                   |
|--|--------------------------------------|-------------------|-------------------|
|  | 2020                                 | 2021              | 2022              |
|  | Actual                               | Estimated         | Estimated         |
| <b>Department of the Treasury:</b>   |                                      |                   |                   |
| Adjudication of Administrative Appeals .....                                       | 1,005                                | 1,000             | 1,000             |
| Automotive Services .....  | 24,213                               | 21,909            | 21,909            |
| Capitol Post Office .....  | 2,596                                | 2,402             | 2,402             |
| Printing Services .....  | 2,226                                | 2,551             | 2,551             |
| Property Management and Construction - Construction Management Services .....      | 3,906                                | 4,500             | 4,500             |
| Public Information Services .....  | 1,575                                | 1,575             | 1,575             |
| Purchasing and Inventory Management .....  | 44,858                               | 46,925            | 46,925            |
| Records Management Microfilm Unit Revolving Fund .....                             | 522                                  | 400               | 400               |
|  | 80,901                               | 81,262            | 81,262            |
| Subtotal, Department of Treasury .....   |                                      |                   |                   |
| <i>Total Revolving</i> .....   | <i>170,447</i>                       | <i>181,924</i>    | <i>183,100</i>    |
| <b>Total Other Revenues General Fund</b> .....                                     | <b>20,352,999</b>                    | <b>22,535,182</b> | <b>24,074,675</b> |
| <b>SPECIAL TRANSPORTATION FUND</b>   |                                      |                   |                   |
| <b>Department of Transportation:</b>   |                                      |                   |                   |
| Transportation Trust Fund - Federal Highway Administration .....                   | 937,297                              | 1,084,589         | 1,131,863         |
| Transportation Trust Fund - Federal Highway Administration - Super Storm Sandy ... | 949                                  | ---               | ---               |
| Transportation Trust Fund - Local Highway Funds .....                              | 361,368                              | 430,200           | 430,000           |
| Transportation Trust Fund - Public Transportation .....                            | 648,771                              | 760,000           | 760,000           |
| Transportation Trust Fund - State Highway Funds .....                              | 747,678                              | 1,409,800         | 810,000           |
|  | 2,696,063                            | 3,684,589         | 3,131,863         |
| <i>Total Special Transportation Fund</i> .....                                     | <i>2,696,063</i>                     | <i>3,684,589</i>  | <i>3,131,863</i>  |
| <b>TOTAL OTHER REVENUES</b> .....  | <b>23,049,062</b>                    | <b>26,219,771</b> | <b>27,206,538</b> |

**SCHEDULE 3  
EXPENDITURES BUDGETED**  
(thousands of dollars)

|   | -----Fiscal Year Ending June 30----- |                          |                          |
|---|--------------------------------------|--------------------------|--------------------------|
|   | 2020<br>Actual                       | 2021<br>Estimated        | 2022<br>Estimated        |
| <b>GENERAL FUND</b>                                 |                                      |                          |                          |
| <b>Legislative Branch</b>                           |                                      |                          |                          |
| Senate .....  | 14,538                               | 16,690                   | 16,690                   |
| General Assembly .....                              | 22,177                               | 23,208                   | 23,208                   |
| Office of Legislative Services .....                | 33,071                               | 40,514                   | 40,514                   |
| Legislative Commissions .....                       | 5,338                                | 5,795                    | 5,795                    |
| State Capitol Joint Management Commission .....     | 11,737                               | 11,363                   | 11,363                   |
|   | <u>86,861</u>                        | <u>97,570</u>            | <u>97,570</u>            |
| <b>Executive Branch</b>                             |                                      |                          |                          |
| Chief Executive .....                               | 7,253                                | 7,745                    | 7,745                    |
| Department of Agriculture .....                     | 41,765                               | 88,363                   | 34,187                   |
| Department of Banking and Insurance .....           | 89,630                               | 64,013                   | 89,513                   |
| Department of Children and Families .....           | 1,156,228                            | 1,219,411                | 1,258,858                |
| Department of Community Affairs .....               | 137,041                              | 155,332                  | 196,860                  |
| Department of Corrections .....                     | 980,764                              | 1,065,358                | 1,061,154                |
| Department of Education .....                       | 477,612                              | 2,734,174                | 3,686,124                |
| Department of Environmental Protection .....        | 391,112                              | 568,277                  | 447,681                  |
| Department of Health .....                          | 961,560                              | 1,140,803                | 1,039,573                |
| Department of Human Services .....                  | 5,954,362                            | 6,326,761                | 6,709,250                |
| Department of Labor and Workforce Development ..... | 193,687                              | 177,366                  | 197,491                  |
| Department of Law and Public Safety .....           | 677,888                              | 667,172                  | 659,506                  |
| Department of Military and Veterans' Affairs .....  | 88,486                               | 97,729                   | 99,504                   |
| Department of State .....                           | 1,257,500                            | 1,464,571                | 1,549,469                |
| Department of Transportation .....                  | 1,743,008                            | 1,820,053                | 1,543,502                |
| Department of the Treasury .....                    | 1,014,146                            | 1,401,089                | 1,571,960                |
| Miscellaneous Commissions .....                     | 673                                  | 789                      | 989                      |
|   | <u>15,172,715</u>                    | <u>18,999,006</u>        | <u>20,153,366</u>        |
| <b>Interdepartmental Account</b>                    |                                      |                          |                          |
| Inter-Departmental Services .....                   | 547,156                              | 586,285                  | 872,215                  |
| Employee Benefits .....                             | 3,860,187                            | 4,266,369                | 5,117,016                |
| Other Interdepartmental Accounts .....              | 25,902                               | 67,184                   | 66,517                   |
| Salary Increases and Other Benefits .....           | 9,810                                | 11,000                   | 135,930                  |
|   | <u>4,443,055</u>                     | <u>4,930,838</u>         | <u>6,191,678</u>         |
| <b>Judicial Branch</b>                              |                                      |                          |                          |
| The Judiciary .....                                 | 721,620                              | 828,014                  | 828,014                  |
|   | <u>721,620</u>                       | <u>828,014</u>           | <u>828,014</u>           |
| <b>Total General Fund</b> .....                     | <b><u>20,424,251</u></b>             | <b><u>24,855,428</u></b> | <b><u>27,270,628</u></b> |
| <b>PROPERTY TAX RELIEF FUND</b>                     |                                      |                          |                          |
| Department of Agriculture .....                     | 5,614                                | 13,216                   | 13,216                   |
| Department of Community Affairs .....               | 319,844                              | 824,915                  | 805,466                  |
| Department of Corrections .....                     | 21,610                               | 23,500                   | 23,500                   |
| Department of Education .....                       | 14,217,140                           | 12,863,188               | 13,919,355               |
| Department of Environmental Protection .....        | 4,800                                | 6,546                    | 7,546                    |
| Department of Human Services .....                  | 199,983                              | 221,149                  | 240,207                  |
| Department of Law and Public Safety .....           | 3,000                                | 3,000                    | 3,000                    |
| Department of State .....                           | 3,664                                | 3,676                    | 3,676                    |
| Department of Transportation .....                  | 218,774                              | 223,430                  | 226,610                  |
| Department of the Treasury .....                    | 1,996,828                            | 1,782,902                | 1,851,780                |
| Interdepartmental Accounts .....                    | 39,846                               | 45,417                   | 45,419                   |
| <b>Total Property Tax Relief Fund</b> .....         | <b><u>17,031,103</u></b>             | <b><u>16,010,939</u></b> | <b><u>17,139,775</u></b> |
| <b>CASINO CONTROL FUND</b>                          |                                      |                          |                          |
| Department of Law and Public Safety .....           | 45,159                               | 53,300                   | 54,981                   |
| Department of the Treasury .....                    | 5,299                                | 7,597                    | 7,410                    |
| <b>Total Casino Control Fund</b> .....              | <b><u>50,458</u></b>                 | <b><u>60,897</u></b>     | <b><u>62,391</u></b>     |

**SCHEDULE 3  
EXPENDITURES BUDGETED**  
(thousands of dollars)

|   | -----Fiscal Year Ending June 30----- |                   |                   |
|---|--------------------------------------|-------------------|-------------------|
|   | 2020<br>Actual                       | 2021<br>Estimated | 2022<br>Estimated |
| <b>CASINO REVENUE FUND</b>                          |                                      |                   |                   |
| Department of Health .....                          | 529                                  | 516               | 516               |
| Department of Human Services .....                  | 259,712                              | 273,228           | 335,675           |
| Department of Labor and Workforce Development ..... | 2,196                                | 2,196             | 2,196             |
| Department of Law and Public Safety .....           | 92                                   | 92                | 92                |
| <i>Total Casino Revenue Fund</i> .....              | <i>262,529</i>                       | <i>276,032</i>    | <i>338,479</i>    |
| <b>GUBERNATORIAL ELECTIONS FUND</b>                 |                                      |                   |                   |
| Department of Law and Public Safety .....           | ---                                  | 11,747            | 21,480            |
| <b>GRAND TOTAL EXPENDITURES BUDGETED</b> .....      | <b>37,768,341</b>                    | <b>41,215,043</b> | <b>44,832,753</b> |

**SCHEDULE 4**  
**EXPENDITURES NOT BUDGETED**  
(thousands of dollars)

|   | -----Fiscal Year Ending June 30----- |                   |                   |
|---|--------------------------------------|-------------------|-------------------|
|   | 2020<br>Actual                       | 2021<br>Estimated | 2022<br>Estimated |
| <b>GENERAL FUNDS</b>                                |                                      |                   |                   |
| <b>Dedicated Funds</b>                              |                                      |                   |                   |
| Legislature .....                                   | 48                                   | ---               | ---               |
| Chief Executive .....                               | 911                                  | 775               | 775               |
| Department of Agriculture .....                     | 6,368                                | 9,984             | 8,741             |
| Department of Banking and Insurance .....           | 860                                  | 704               | 704               |
| Department of Children and Families .....           | 58,726                               | 54,826            | 55,989            |
| Department of Community Affairs .....               | 65,962                               | 158,012           | 159,343           |
| Department of Corrections .....                     | 25,420                               | 24,289            | 20,175            |
| Department of Education .....                       | 50,025                               | 20,647            | 25,784            |
| Department of Environmental Protection .....        | 74,637                               | 130,582           | 121,970           |
| Department of Health .....                          | 448,354                              | 501,276           | 513,444           |
| Department of Human Services .....                  | 1,920,809                            | 2,073,865         | 2,032,399         |
| Department of Labor and Workforce Development ..... | 245,917                              | 316,891           | 324,891           |
| Department of Law and Public Safety .....           | 207,550                              | 221,696           | 228,168           |
| Department of Military and Veterans' Affairs .....  | 1,197                                | 5,183             | 5,728             |
| Department of State .....                           | 25,120                               | 36,353            | 34,139            |
| Department of Transportation .....                  | 1,432,513                            | 1,532,413         | 1,788,151         |
| Department of the Treasury .....                    | 288,069                              | 422,020           | 409,338           |
| Interdepartmental Accounts .....                    | 685                                  | 383               | 383               |
| The Judiciary .....                                 | 73,919                               | 75,970            | 82,916            |
| <i>Total Dedicated Funds</i> .....                  | <u>4,927,090</u>                     | <u>5,585,869</u>  | <u>5,813,038</u>  |
| <b>Federal Funds</b>                                |                                      |                   |                   |
| Department of Agriculture .....                     | 627,509                              | 729,108           | 867,876           |
| Department of Children and Families .....           | 695,753                              | 675,478           | 724,436           |
| Department of Community Affairs .....               | 602,287                              | 501,317           | 501,317           |
| Department of Corrections .....                     | 139,833                              | 17,797            | 18,239            |
| Department of Education .....                       | 1,239,298                            | 943,711           | 966,672           |
| Department of Environmental Protection .....        | 119,026                              | 245,711           | 249,781           |
| Department of Health .....                          | 633,318                              | 719,683           | 719,800           |
| Department of Human Services .....                  | 10,854,230                           | 11,879,440        | 12,987,783        |
| Department of Labor and Workforce Development ..... | 347,676                              | 547,415           | 547,744           |
| Department of Law and Public Safety .....           | 528,577                              | 242,172           | 226,832           |
| Department of Military and Veterans' Affairs .....  | 71,400                               | 100,858           | 110,136           |
| Department of State .....                           | 84,157                               | 22,623            | 15,270            |
| Department of Transportation .....                  | 13,713                               | 9,233             | 9,233             |
| Department of the Treasury .....                    | 62,520                               | 10,083            | 10,083            |
| Interdepartmental Accounts .....                    | 200,396                              | ---               | ---               |
| The Judiciary .....                                 | 105,820                              | 122,760           | 123,335           |
| <i>Total Federal Funds</i> .....                    | <u>16,325,513</u>                    | <u>16,767,389</u> | <u>18,078,537</u> |
| <b>Revolving Funds</b>                              |                                      |                   |                   |
| Department of Community Affairs .....               | 16,061                               | 20,900            | 20,850            |
| Department of Corrections .....                     | 23,868                               | 23,287            | 22,857            |
| Department of Education .....                       | 2,426                                | 1,880             | 1,880             |
| Department of Environmental Protection .....        | 4,243                                | 3,650             | 4,100             |
| Department of Health .....                          | 29,038                               | 26,787            | 26,787            |
| Department of Human Services .....                  | 6,566                                | 7,400             | 8,600             |
| Department of Labor and Workforce Development ..... | 750                                  | 2,500             | 2,500             |
| Department of State .....                           | 166                                  | 118               | 124               |
| Department of Transportation .....                  | 8,819                                | 14,140            | 14,140            |
| Department of the Treasury .....                    | 81,294                               | 81,262            | 81,262            |
| <i>Total Revolving Funds</i> .....                  | <u>173,231</u>                       | <u>181,924</u>    | <u>183,100</u>    |
| <i>Total Expenditures General Fund</i> .....        | <u>21,425,834</u>                    | <u>22,535,182</u> | <u>24,074,675</u> |
| <b>SPECIAL TRANSPORTATION TRUST FUND</b>            |                                      |                   |                   |
| Department of Transportation .....                  | 2,783,061                            | 3,684,589         | 3,131,863         |
| <b>GRAND TOTAL EXPENDITURES NOT BUDGETED</b> .....  | <u>24,208,895</u>                    | <u>26,219,771</u> | <u>27,206,538</u> |

## **The Annual Tax Expenditure Report**

Pursuant to P.L. 2009, c.189, the State must prepare, in time for the Governor's annual Budget Message, a report of all State tax expenditures made in the last completed fiscal year, the current fiscal year, and the fiscal year to which the Budget Message applies.

This year's Tax Expenditure Report is the twelfth the State has issued. It includes expanded information on the objective or purpose of many tax expenditures and also includes several new categories of tax expenditures that were not part of previous reports.

The report may be accessed at:

<http://www.state.nj.us/treasury/taxation/taxexpenditurereport.shtml>