

029943

TABLE OF CONTENTS

SIXTY-SIXTH ANNUAL REPORT OF THE DEPARTMENT OF HEALTH OF THE STATE OF NEW JERSEY, 1943

	PAGE
Report of the Director of Health	7
Report of Chief of Bureau of Administration	13
Report of Health Education Service	25
Report of Chief of Bureau of Local Health Administration	27
Report of Consultant to Negro Health Program	55
Report of Chief of Bureau of Venereal Disease Control	61
Report of Chief of Bureau of Dental Health	69
Report of Chief of Industrial Hygiene Service	75
Report of Veterinarian-in-Charge of Rabies Control Program	79
Report of Chief of Bureau of Engineering	81
Report of Chief of Bureau of Food and Drugs	85
Report of Chief of Bureau of Bacteriology	99
Report of Chief of Bureau of Chemistry	109
Report of Consultant to Bureau of Maternal and Child Health	113
Report of Chief of Bureau of Vital Statistics	121

Department of Health of the State of New Jersey

E. W. SMILLIE, V.M.D., <i>President</i>	Princeton
MARTIN H. COLLIER, M.D., <i>Vice-President</i>	Grenloch
WALTER G. ALEXANDER, M.D.....	Orange
S. JOSEPHINE BAKER, M.D., Dt.P.H.....	Belle Mead
JOHN V. BISHOP.....	Columbus
LOUIS P. BOOZ, C.E.....	Perth Amboy
JAMES M. CARLISLE, M.D.....	Westfield
PERCY N. DANIELS, C.E.....	Trenton
ROBERT P. FISCHÉLIS, Phar. D.....	Trenton
FREDERICK P. LEE, M.D.....	Paterson
MISS MARGARET L. MACNAUGHTON.....	Jersey City
CLARENCE J. SCHWEIKHARDT, D.D.S.....	Maplewood

J. LYNN MAHAFFEY, M.D., *Director and Secretary*

EDMUND R. OUTCALT, *Deputy Secretary*

The offices of the Department are in the State House, Trenton

STATE OF NEW JERSEY,
DEPARTMENT OF HEALTH,
TRENTON, N. J., August 16, 1943.

To the Senate and General Assembly of the State of New Jersey:

As required by law, I have the honor of submitting herewith the Annual Report of the Department of Health, together with accompanying important documents, for the fiscal year ending June 30, 1943.

E. W. SMILLIE, V.M.D.,
President,
State Department of Health.

STATE OF NEW JERSEY,
DEPARTMENT OF HEALTH,
TRENTON, N. J., August 16, 1943.

To the Department of Health of the State of New Jersey:

GENTLEMEN—I have the honor to submit herewith the Annual Report of the Department for the year ending June 30, 1943. The reports of the bureau chiefs will give comprehensive accounts of the activities of the ten bureaus and other sub-divisions of the Department during the year.

Respectfully submitted,

J. LYNN MAHAFFEY, M.D.,
Director of Health.

Report of the Director of Health

By J. LYNN MAHAFFEY, M.D.

During the fiscal year July 1, 1942 to June 30, 1943, the Department continued to apply its resources toward obtaining higher standards in the public health especially in connection with the war effort. New Jersey's contribution in the manufacture of war matériel, the production, storage, processing and transportation of food products and the provision of safe environment for personnel of the armed forces has been outstanding, and all of the facilities which the Department could obtain were required to aid in the support of this great undertaking. The conservation of the health of war workers, food producers and the members of the armed services has been the major objective of the State Health Department during the year and will continue to be until the great conflict has ended, for upon the strength and efficiency of the human machine depends its successful termination.

RESTRICTION OF DISEASE

During this year the State was again free of epidemics. One case of smallpox occurred in New Jersey during 1942, after a period of ten years' freedom from this disease. The patient, who evidently had contracted the disease outside the State, was isolated, and contacts were promptly vaccinated, with the result that no further spread of smallpox in this State occurred.

New low records were established for diphtheria and typhoid fever. During the calendar year 1942 there were 163 cases of diphtheria and 5 recorded deaths, marking a decrease from last year's astonishingly low level. There were 69 cases of typhoid fever and 5 deaths, which also marks a decrease from the preceding year.

The number of deaths from pneumonia, 1,726, was the lowest ever recorded in New Jersey, although the number of reported cases was about that of the preceding year.

Measles was markedly less prevalent. Poliomyelitis (acute anterior) was also less prevalent.

On the other hand, epidemic cerebrospinal meningitis showed an increase above the usual. It is also worthy of note that in 1942 more deaths were

DEPARTMENT OF HEALTH

recorded from whooping cough than from diphtheria, scarlet fever, typhoid fever and poliomyelitis combined.

In the year ending June 30, 1943, 111 cases of rabies in animals were reported, a decrease of more than 50% over the previous year.

VENEREAL DISEASE

The problem of venereal disease control in this State during wartime has required intensified study and action during the year. The presence of thousands of young men in military camps in this State and the influx of thousands of war workers from other states into our industrial centers have created a need for renewed vigilance in the repression of prostitution. Vigorous measures have been taken in co-operation with law enforcement and other health agencies on all levels to meet this wartime situation, it having been recognized promptly in this State that loss of manpower due to venereal disease could vitally impair the efficiency of the nation's war effort both in military and industrial circles. It is interesting to note that at the Federal-State War Conference held in Trenton on June 18, 1943, under the auspices of the Committee on Social Protection of the Health Committee, Community War Services Division, over a thousand representatives of health, law enforcement and welfare agencies met to consider this problem.

The operation of venereal disease clinics among migrant farm workers may also be regarded as of particular importance in a year when the harvesting of crops has been essential to the welfare of the nation and its allies.

The follow-up of infected selectees and inductees has been continued with gratifying results. The Department's regular program of case finding and case holding, clinic operation and education has been continued, despite depletion of medical personnel due to wartime conditions.

DENTAL HEALTH

In the year 1942-43, the dental health activities of this Department, having won the support and encouragement of many state, county and local agencies in New Jersey, have been greatly expanded. Heightened public interest in the Department's attack on dental disease has brought about increased activity in the following fields of endeavor: consultive services; treatment programs for indigent children, both in urban and rural areas; dental health education services; publication and distribution of educational material. Increased appropriations have provided means for the enlarged scope of this program. In recognition of the growing importance of this branch, a Bureau of Dental Health was established in April 1943, to succeed the former Dental Health Program.

REPORT OF THE DIRECTOR OF HEALTH

9

INDUSTRIAL HYGIENE

The industrial health program, in its second year, has found an ever-widening acceptance of and demand for its various services among the industries of the State, which are operating on greatly accelerated wartime schedules. Industrial interests in New Jersey have been quick to recognize the worth of the assistance that the Department's Industrial Hygiene Unit can render in maintaining the health of workers, so vital to the efficiency of the war effort. A major project of the Industrial Hygiene Service has been the series of X-ray screening surveys for tuberculosis among the workers of plants employing at least one thousand people. A portable photo-fluoroscopic X-ray unit used for this purpose has been furnished by the United States Public Health Service, which also provided the personnel required for the conduct of the surveys. Interesting details of the findings of these surveys may be found in the report of the Industrial Hygiene Service.

ESTABLISHMENT OF A DIVISION OF TUBERCULOSIS CONTROL

The findings of the Industrial Hygiene Unit in X-raying workers in industry throughout the State have been considered extremely valuable in forwarding the Department's campaign against tuberculosis, which is still regarded as a formidable menace to public health in this State. An expansion of this program has, therefore, been contemplated. Plans have been made for acquiring X-ray equipment for a continuation of this campaign after the withdrawal of the United States Public Health Service from this activity at the close of its demonstration period of one year. In view of the contemplated expansion, and in order to concentrate such activity in one unit, the members of the State Board of Health have voted that there shall be established in this Department a Division of Tuberculosis Control.

REGULATIONS OF CROSS-CONNECTIONS BETWEEN AN APPROVED PUBLIC POTABLE WATER SUPPLY AND AN UNAPPROVED SUPPLY

In November, 1942, Senate Bill No. 45, was enacted into law and became *Chapter 308, P. L. 1942*, entitled: "An Act to protect the purity of the public supplies of potable waters in this State."

Chapter 13, of the Sanitary Code—Regulations governing Cross-connections in Public Water Supplies—was repealed by the Department on January 12, 1943, in view of the discrepancies between it and *Chapter 308, P. L. 1942*. The law took precedence over the former chapter 13 and it granted new and broader authority to the Department, to local boards of health and to public potable water supply purveyors in controlling cross-connections.

The Department proceeded immediately after enactment of the cross-connection law to draw new forms and procedures to handle cross-connection problems. Mimeographed forms were resorted to as a temporary expedient pending printing. All local health and water authorities were advised of the new law. A representative of the Bureau of Engineering explained the new law in detail to the waterworks' men of the State in a paper delivered before a meeting of the New Jersey Section of the American Water Works Association on April 9, 1943. The paper was printed in the June, 1943, issue of *Public Health News*, copies of which were sent to every water superintendent in the State in addition to the usual circulation of the *Public Health News*.

MILK AND FOOD SANITATION IN WARTIME

During the past year, problems of food control resulting from war conditions have demanded attention. Shortages of basic foods have afforded unscrupulous manufacturers unusual opportunities for the use of substitutes of little or no value. The employment of great numbers of people in war industries throughout the State, and the resultant increase in the patronage of public eating places has called for renewed vigilance in inspecting conditions existing in hotel and restaurant kitchens and drug store luncheonettes as to the preparation and serving of food.

Wartime conditions have also resulted in some unusual conditions in the milk industry, the demand for increased supplies having made it necessary for this Department to issue some temporary emergency permits for the distribution of milk and milk products without making inspection of the sources, as has been the custom in the past.

EMERGENCY MATERNITY AND INFANT CARE PROGRAM

This Department's Bureau of Maternal and Child Health has accepted the responsibility in this State for the administration of the program initiated by the United States Children's Bureau for obstetrical care of wives and pediatric care of children of non-commissioned men in the military service of their country. Under this plan, the wives of men in all branches of military service of grades 4 to 7 are provided with complete maternity care without expense to them. Infants, under one year, of men in military service are also provided with care during illness. This plan, started on a small experimental scale, was soon expanded to include the entire State. Thousands of applications for such care have been received, and authorizations have been issued by the Bureau of Maternal and Child Health for those who have been determined eligible. The activation of this program called for careful preparation, in which the co-operation of physicians, hospitals and nurses throughout the State was

REPORT OF THE DIRECTOR OF HEALTH 11

enlisted. The Department considers that its active participation in the E.M.I.C. plan constitutes one of its major wartime projects.

It is of interest to note that while the birth rate has greatly increased, the maternal and infant mortality rates have again been appreciably reduced.

VITAL RECORDS

The unprecedented demand for birth certificates, required for employment in war plants, has continued during the past year. The installation of photo-static equipment has enabled the personnel of the Bureau of Vital Statistics to keep pace with the demand.

W.P.A. PROJECTS TERMINATED

The Department was notified by the State Administrator of the Work Projects Administration that operation of all units of the W.P.A. Statewide Health Project would be terminated not later than April 30, 1943. The State Administrator further stated that the co-sponsors of the various units of the project would be notified of the final dates upon which operation of such individual units would be terminated. He expressed appreciation for co-operation extended the W.P.A. during the existence of its program by the public health authorities of this State.

CIVILIAN DEFENSE

The Department has co-operated in the activities of the Health Committee of the Community War Services Division of the State Office of Civilian Defense. As the result of extensive study, the State Health Committee, in April, 1943, issued an advisory program of suggested activities for the guidance of health committees of the Community War Services Divisions of local Defense Councils. Suggestions were offered under the following headings for the promotion of better public health in communities throughout this State during the wartime period:

1. Making a survey of local health facilities.
2. Care of children of working mothers.
3. Prostitution and the control of the venereal diseases.
4. Public health nursing.
5. Industrial hygiene and medical care for industrial war workers.
6. Dental health.
7. Rehabilitation of rejected selectees.
8. Evacuation.
9. Sanitation of food-vending establishments.
10. Co-ordination of activities of all health, welfare and related agencies in the community.

DEPARTMENT OF HEALTH

EXPENDITURES FROM APPROPRIATIONS

State funds expended	\$481,530.43
Federal funds expended	537,709.90
Total	<u>\$1,019,240.33</u>
Expended for salaries—	
State funds	\$394,048.39
Federal funds	391,262.99
Total	<u>\$785,311.38</u>
Other expenses—	
State funds	\$87,482.04
Federal funds	146,446.91
Total	<u>\$233,928.95</u>

A STUDY OF PUBLIC HEALTH NEEDS OF NEW JERSEY

One of the most publicized events of the present fiscal year, was the study of the public health needs of New Jersey by representatives of the United States Public Health Service. The results of this study were made public on May 26, 1943. While the report was issued under the title of "A Study of the Public Health Needs of New Jersey," it actually dealt with the administrative set-up of the State Health Department with comments upon local health services. This study contained some valuable suggestions for the administrative improvement of New Jersey's health program. There were also many points upon which the administrative officers of the Department and the State Health Officers' Association (who are in most intimate contact with public health problems in the State) did not agree. There was, however, uniform agreement upon the following recommendations which have been objectives of the State Health Department for a considerable length of time:

1. That consolidated health jurisdictions be established.
2. That the State Sanitary Code should be strengthened.
3. That closer co-ordination of all agencies carrying on health services should be obtained.
4. That the entire State Health Department should be assembled in one building.

CONCLUSION

During this year the Director of Health was honored by being elected President of the Conference of State and Provincial Health Authorities of North America and therefore was in a position of close relationship to the activities being carried on by all of the health authorities of this continent and the possessions of the United States. I am pleased to report that New Jersey has been in the forefront in its accomplishments in the field of public health as they affect both the military and civilian population.

Report of Bureau of Administration

For the Year Ending June 30, 1943

By EDMUND R. OUTCALT, *Chief*

At the meeting of the State Department of Health held on July 14, 1942, E. W. Smillie, D.V.M., was re-elected President and Martin H. Collier, M.D., was re-elected Vice-President, for the fiscal year ending June 30, 1943. At this meeting C. Byron Blaisdell, M.D., announced his resignation as a member of the Board, having been called into active service with the Navy. J. M. Carlisle, M.D., was appointed by the Governor and confirmed by the Senate as successor to Dr. Blaisdell for the unexpired term ending June 30, 1944. He took his seat upon the Board on September 8, 1942.

At the Department's meeting held on September 8, 1942, the following committees were appointed by the President to serve during the year:

Advisory Committee to the Director: Dr. Collier, Chairman; Dr. Baker; Dr. Fischelis; Dr. Schweikhardt.

Budget Committee: Dr. Fischelis, Chairman; Dr. Lee; Miss MacNaughton; Mr. Daniels.

Legislative Committee (including cancer): Dr. Alexander, Chairman; Mr. Booz; Dr. Baker; Mr. Bishop.

Organization and Salaries of Personnel: Miss MacNaughton, Chairman; Dr. Carlisle; Mr. Booz; Dr. Fischelis.

Dental Committee: Dr. Schweikhardt, Chairman; Dr. Lee; Mr. Bishop.

Tuberculosis Committee: Dr. Collier, Chairman; Dr. Alexander; Dr. Lee.

Committee on Revision of Constitution: Dr. Collier, Chairman; Dr. Lee; Mr. Daniels; Dr. Fischelis.

Nursing Committee: Dr. Alexander, Chairman; Dr. Fischelis; Miss MacNaughton.

Milk Committee: Mr. Bishop, Chairman; Mr. Booz; Mr. Daniels.

Industrial Hygiene Committee: Dr. Carlisle, Chairman; Dr. Lee; Mr. Daniels.

War Activities Committee: Dr. Fischelis, Chairman; Dr. Collier; Mr. Daniels; Dr. Schweikhardt.

Joint Committee to Act with Joint Committee of the New Jersey Health and Sanitary Association and Health Officers' Association on Health Units: Dr. Baker, Chairman; Dr. Carlisle; Mr. Booz.

DEPARTMENT OF HEALTH

The following Board members were appointed to serve as Advisory Members to certain activities of the Department as follows:

Bureau of Bacteriology: Dr. Carlisle.

Bureau of Chemistry: Dr. Fischelis.

Education and Publicity: Dr. Schweikhardt.

Bureau of Engineering: Mr. Daniels.

Bureau of Food and Drugs: Drugs—Dr. Fischelis; Milk—Mr. Bishop.

Bureau of Local Health Administration: Dr. Collier.

Bureau of Maternal and Child Health: Dr. Baker and Miss MacNaughton.

Negro Health Program: Dr. Alexander.

Rabies Control Unit: Dr. Smillie.

Sanitary Shellfish Control: Mr. Booz.

Bureau of Venereal Disease Control: Dr. Lee.

Bureau of Vital Statistics: Dr. Lee.

At the meeting of October 13, 1942, Mr. Booz was appointed to act with Mr. Daniels as Advisory Member to the Bureau of Engineering.

BOARD OF EXAMINERS AND EXAMINATIONS

Examinations on the last Friday of July, October, January and April were held as usual.

At a meeting of the Department on April 13, 1943, Mr. Patrick J. Monaghan, Newark; Mr. James J. Hagan, Jersey City; Samuel L. Salasin, M.D., Atlantic City; Mr. John E. Bacon and Mr. C. K. Blanchard of the State Department of Health were reappointed as members of the Board of Examiners of Health Officers and Inspectors for the ensuing year. L. M. Lounsbery, D.V.M., of the State Department of Health was appointed to take the place of Dr. I. H. Shaw.

The Board reorganized by the election of Patrick J. Monaghan as President and John E. Bacon as Secretary.

During the year there were filed with the Department 94 applications for examination as Health Officer or as Inspector of the various classes.

Licenses were issued to those receiving a general average of 70 per cent or more, as follows: Health Officer, 17; Sanitary Inspector of the First Class, 15; Sanitary Inspector of the Second Class, 9; Sanitary Inspector of the Third Class, 1; Plumbing Inspector, 22; Veterinary Meat Inspector, 3.

BUREAU OF ADMINISTRATION

15

ANNUAL CONFERENCE

The 33rd Annual Conference of State and Local Health Officials of New Jersey was held in the State House, Trenton, on February 26, 1943. The program of the Conference follows:

Morning Session, 10:30 A. M.

A Public Health "INFORMATION PLEASE" Program—Unrehearsed
Conducted by Cecil K. Blanchard, Asst. Epidemiologist, State Department of Health,
and a panel of six "Experts"

Afternoon Session, 1:45 P. M.

Assembly Chamber

WARTIME RESPONSIBILITIES OF HEALTH AGENCIES

Problems Accentuated by the War.

Tuberculosis.	Wallace T. Eakins, M.Sc., Asst. Epidemiologist.
Venereal Disease.	Glenn S. Usher, M.D., Chief, Bureau of Venereal Disease Control.
Dental Health.	J. M. Wisan, D.D.S., Dental Health Consultant.
Some Parasitic Diseases Confronting Our Troops and Civilians.	Thurlow C. Nelson, Ph.D., Professor of Zoology, Rutgers University.
Community War Services Division of Local Defense Councils.	Mrs. Richard S. Bethell, Deputy Director in Charge of Community War Services Division.
Health Department Participation in Local Defense.	Andrew J. Krog, Health Officer, Plainfield. Hugh Martin, Health Officer, Englewood.

Evening Session, 6:00 P. M.

Dinner Meeting, N. J. Health Officers Association, at Weinmann's,

18 W. State Street

Annual Meeting of the Association

CEMETERIES

The matter of the application of the Cedar Hill Memorial Park Association for reversal of the decision of the Township Committee of Hopewell Township, Cumberland County, in refusing to grant permission to that Association for the establishment of a cemetery on Bowentown Road in the Township of Hopewell, was again before the Department during the present fiscal year, the application having been previously denied by reason of the prohibition con-

DEPARTMENT OF HEALTH

S-180, Wallace. Creates a Camden County Sanitary District; authorizes the acquisition, construction, operation, etc., of sewage disposal systems.

A-19, Wegrocki. Regulates the sale and storage of insecticides and rodenticides.

A-102, Shershin. Makes it clear that municipalities have the power to revoke a consent for the use of certain lands for cemetery purposes where such consent is not acted upon within five years from the date authority is given for the acquisition.

A-110, Jorgensen. Makes silicosis and dermatitis occupational diseases under the Workmen's Compensation Act.

A-258, Van Alstyne. Stays present and future injunction proceedings by the State Board of Health against municipalities for water pollution for the duration of the present war.

APPROPRIATIONS

During the fiscal year ending June 30, 1943, there was appropriated through State and Federal sources to the New Jersey State Health Department the sum of \$1,146,566.54.

The State Legislature appropriated \$526,635.13 and the following sums were received from the federal government under the Social Security and Venereal Disease Control Acts:

Social Security Act, Title V (U. S. Children's Bureau)		
Allotment		\$185,789.62
Social Security Act, Title VI (U. S. P. H. S.)		
Allotment	\$229,408.00	
Balance from 1942	8,054.99	
Total		237,462.99
Venereal Disease Control Act (U. S. P. H. S.)		
Allotment	\$188,600.00	
Balance from 1942	8,078.80	
Total		196,678.80
Total federal funds		\$619,931.41

BUREAU OF ADMINISTRATION

19

In addition to the foregoing appropriations, \$75,561.15 was received from dog license fees, \$21,352.55 of which was used for rabies control.

STATEMENT OF REVENUE OF THE DEPARTMENT OF HEALTH OF THE STATE OF NEW JERSEY
FOR THE YEAR ENDING JUNE 30, 1943

<i>Source</i>	<i>Amount</i>
Analyses of samples of food and water	\$530.00
Audiometer rental	185.00
Laboratory receipts	107.10
Licenses—cold storage	380.00
“ goat milk	190.00
“ ice cream	5,815.00
“ milk plant	16,400.00
“ narcotics	300.00
“ sewage and water plant operators	4,066.00
Miscellaneous	4.75
Penalties: violations food and drug laws	11,792.34
“ violations rabies laws	249.00
Fees for vital certificates	87,634.53
	<hr/>
Total revenue transmitted to the State Treasury	\$127,653.72

STATEMENT OF EXPENDITURES OF THE DEPARTMENT OF HEALTH OF THE STATE OF NEW JERSEY

For the Year Ending June 30, 1943

STATE FUNDS

CENTRAL ADMINISTRATION BUREAUS

	Adminis- tration	Bacteri- ology	Chemistry	Dental Health	Engineer- ing	Food and Drugs	Local Health	Negro Health	Vital Statistics	Totals
Salaries	\$27,214.00	\$35,413.69	\$22,738.30	\$10,154.80	\$43,759.28	\$31,306.53	\$38,065.08	\$7,269.96	\$41,701.93	\$257,623.37
War adjustment	337.32	622.99	390.92	87.44	615.43	495.79	450.96	136.92	761.68	3,899.45
Laboratory supplies		8,568.38	1,212.85			20.40				9,801.63
Laboratory receipts		499.83								499.83
Pneumonia serum							597.51			597.51
Stationery and office supplies	2,984.40									2,984.40
Auto maintenance	284.99				1,252.27		1,067.46			2,604.72
Office equipment	224.76					39.89	217.54		91.90	574.09
Engineering supplies					702.09					702.09
Other materials and supplies	54.76	14.79	42.59		98.39		2.95		21.54	235.02
Dental health education material				496.28						496.28
Biological assays						351.80				351.80
Travel	1,776.77	37.51	90.79	597.57	2,889.30	5,803.29	812.03	1,011.72	90.26	13,109.34
Insurance	198.30			57.61	91.50		93.07			440.48
Printing	5,614.19	1,380.55	32.00		478.28	367.30	636.08	76.23	2,420.25	10,998.88
Binding certificates									750.00	750.00
Rent—tabulating machines							588.00		708.00	1,296.00
Rent—garages	20.00			360.00	420.00		230.00			1,030.00
Rent—offices								480.00		480.00
Court expenses					267.84	182.91				450.75
Maintenance of dental health trailer				374.20						374.20
Other miscellaneous expenses	623.31	1,417.62	116.38	96.94	76.65	17.16	39.30		100.00	2,487.56
Totals	\$27,332.80	\$47,955.36	\$24,623.83	\$12,224.84	\$50,651.03	\$38,585.07	\$42,703.98	\$8,974.83	\$46,645.66	\$311,697.40
Bonuses (not appropriated)	425.97	\$1,138.01	\$735.00	\$80.00	\$1,377.49	\$635.00	\$797.50	\$310.00	\$1,553.50	\$7,052.47

STATEMENT OF EXPENDITURES OF THE DEPARTMENT OF HEALTH OF THE STATE OF NEW JERSEY

For the Year Ending June 30, 1943

STATE FUNDS

APPROPRIATIONS FOR SPECIFIC PURPOSES

	Venereal Disease Control	Sanitary Shellfish Control	Ice Cream Licenses	Milk Plant Licenses	Toxoid Distribution	Maternal and Child Health	Totals
Salaries	\$14,470.37	\$14,601.23	\$1,032.50	\$8,548.85	\$1,701.00	\$88,829.62	\$129,183.57
War adjustment	244.27	288.23	176.40	40.48	2,592.42	3,341.80
Laboratory supplies, drugs and biologicals	4,954.15	338.05	5,520.44	744.41	11,557.05
Stationery and office supplies	294.82	109.95	88.01	353.89	9.20	1,163.38	2,019.25
Auto maintenance	169.78	169.78
Office equipment	167.10	167.10
Inspectors supplies	87.54	87.54
Other materials and supplies
Travel	801.93	1,350.92	39.81	1,652.90	224.47	12,858.76	16,928.79
Insurance—boat, car, plant	998.85	18.30	1,017.15
Printing	934.23	36.00	11.60	20.28	523.53	1,525.64
Rental—laboratory and car	323.02	60.00	383.02
Court expenses
Maintenance of plants	399.45	399.45
Maintenance of boats	2,448.11	2,448.11
Miscellaneous expenses	396.21	208.57	604.78
Totals	\$22,095.98	\$21,063.59	\$1,250.22	\$10,819.58	\$7,545.87	\$107,087.79	\$169,833.03
Bonuses (not appropriated)	3340.00	321.66	73.50	272.03	80.00	4,369.39	5,486.58

TOTAL EXPENDITURES FROM STATE FUNDS

Central administration bureaus	\$311,697.40
Appropriations for specific purposes	169,833.03
Total	\$481,530.43

DEPARTMENT OF HEALTH

**STATEMENT OF EXPENDITURES OF THE DEPARTMENT OF HEALTH
OF THE STATE OF NEW JERSEY FOR THE YEAR ENDING
JUNE 30, 1943**

FEDERAL FUNDS				
<i>Project</i>	<i>Salaries</i>	<i>Travel</i>	<i>Materials, Supplies and Expenses</i>	<i>Total Expendi- tures</i>
<i>Title VI, Social Security Act</i>				
Bureau of Administration	\$14,436.06	\$986.34	\$15,980.25	\$31,402.65
Bureau of Bacteriology	24,202.01	5,541.44	29,743.45
Bureau of Chemistry	14,091.79	55.38	1,732.05	15,879.22
Bureau of Engineering	18,619.01	935.98	658.52	20,213.51
Bureau of Food and Drugs	18,651.80	4,477.67	1,718.09	24,847.56
Bureau of Vital Statistics	6,622.23	2,415.57	9,037.80
Dental Health Program	12,377.75	692.09	1,234.71	14,304.55
Rural Sanitation	300.00	635.78	1,651.91	2,587.69
In Service Field Orientation	1,185.00	1,185.00
Bureau of Local Health Administra- tion	15,402.93	1,900.68	2,138.19	19,441.80
Atlantic-Cape May State Health Dis- trict	1,503.74	64.85	1,568.59
Bergen-Passaic State Health Dis- trict	3,082.00	310.43	220.66	3,613.09
Burlington State Health District	3,856.04	450.10	625.85	4,931.99
Camden-Salem-Gloucester and Cumber- land State Health District	6,100.20	988.33	598.99	7,687.52
Monmouth-Ocean and Part of Middle- sex Health District	3,107.00	321.78	126.67	3,555.45
Somerset-Hunterdon-Middlesex and Camp Kilmer Health District	1,814.81	565.14	468.36	2,848.31
Sussex-Warren-Morris State Health District	3,916.58	609.73	772.85	5,299.16
Fort Dix Regional Health District ...	5,956.41	1,636.60	890.57	8,483.58
Industrial Hygiene Unit	3,011.81	1,967.27	583.96	5,563.04
<i>Expenditures Departmental Projects</i>	\$157,052.17	\$16,533.30	\$38,608.49	\$212,193.96

BUREAU OF ADMINISTRATION

23

**STATEMENT OF EXPENDITURES OF THE DEPARTMENT OF HEALTH
OF THE STATE OF NEW JERSEY FOR THE YEAR ENDING
JUNE 30, 1943—Continued**

FEDERAL FUNDS

<i>Project</i>	<i>Salaries</i>	<i>Travel</i>	<i>Materials, Supplies and Expenses</i>	<i>Total Expendi- tures</i>
<i>Subsidized Local Health Units</i>				
City of Camden	\$1,528.00	\$40.00	\$1,568.00
City of East Orange	1,350.00	1,350.00
Monmouth County Unit No. 1	1,170.00	1,170.00
Monmouth County Unit No. 2	2,938.73	\$514.36	58.00	3,511.09
City of Paterson	9,120.00	9,120.00
City of Plainfield	75.60	489.60	343.91	909.11
Union County Unit No. 1	2,708.00	352.00	3,060.00
Union County Unit No. 2	922.44	150.00	1,072.44
<i>Expenditures Local Health Units</i>	\$19,812.77	\$1,153.96	\$793.91	\$21,760.64
<i>Total expenditures—Title VI, Social Security Act</i>	\$176,864.94	\$17,687.26	\$39,402.40	\$233,954.60

FEDERAL FUNDS

<i>Project</i>	<i>Salaries</i>	<i>Travel</i>	<i>Materials, Supplies and Expenses</i>	<i>Total Expendi- tures</i>
<i>Venereal Disease Control Act</i>				
Bureau of Administration	\$240.00	\$240.00
Bureau of Bacteriology	3,923.00	\$18.11	\$10,664.35	14,605.46
Bureau of Venereal Disease Control ..	83,362.85	7,464.27	52,982.49	143,809.61
Training of personnel	2,100.16	2,100.16
In Service Field Orientation	1,800.00	982.92	2,782.92
<i>Expenditures Venereal Disease Control Act</i>	\$91,426.01	\$8,465.30	\$63,646.84	\$163,538.15

DEPARTMENT OF HEALTH

STATEMENT OF EXPENDITURES OF THE DEPARTMENT OF HEALTH
OF THE STATE OF NEW JERSEY FOR THE YEAR ENDING
JUNE 30, 1943—Continued

FEDERAL FUNDS				
Project	Salaries	Travel	Materials, Supplies and Expenses	Total Expendi- tures
<i>Subsidized Local Health Units</i>				
<i>Venereal Disease Control</i>				
City of Camden	\$1,043.35	\$322.65	\$1,366.00
Jersey City	1,320.00	1,320.00
City of Newark	1,630.00	470.00	2,100.00
City of Paterson	12,400.00	1,846.80	14,246.80
<hr/>				
<i>Expenditures Subsidized Local Health Units — Venereal Disease Control</i>	<i>\$16,393.35</i>	<i>.....</i>	<i>\$2,639.45</i>	<i>\$19,032.80</i>
<hr/>				
<i>Total expenditures—Venereal Disease Control Act</i>	<i>\$107,819.36</i>	<i>\$8,465.30</i>	<i>\$66,286.29</i>	<i>\$182,570.95</i>
<hr/>				
<i>Title V, Social Security Act</i>				
<i>Total expenditures—Maternal and Child Health</i>	<i>\$106,578.69</i>	<i>\$11,085.00</i>	<i>\$3,520.66</i>	<i>\$121,184.35</i>
<hr/>				
<i>Total Federal funds expended ..</i>	<i>\$391,262.99</i>	<i>\$37,237.56</i>	<i>\$109,209.35</i>	<i>\$537,709.90</i>

COMBINED EXPENDITURES—STATE AND FEDERAL FUNDS

Salaries—

State			\$394,048.39	
Federal: Title VI—Social Security Act	\$176,864.94			
Venereal Disease Control Act	107,819.36			
Title V—Social Security Act— Maternal and Child Health	106,578.69	391,262.99		
				\$785,311.38

Other Expenses—

State			\$87,482.04	
Federal: Title VI—Social Security Act	\$57,089.66			
Venereal Disease Control Act	74,751.59			
Title V—Social Security Act— Maternal and Child Health	14,605.66	146,446.91		
				\$233,928.95

<i>Total expended—State and Federal funds</i>				<i>\$1,019,240.33</i>
<i>Expended for rabies control from dog registration fees</i>				<i>21,352.55</i>
<i>Bonuses paid by State Treasurer</i>				<i>12,539.05</i>
<i>Transferred to State House Commission for—</i>				
Postage			\$13,661.58	
Telephone, telegraph			3,818.37	
				17,479.95

Health Education Service

EDWIN C. LANIGAN, *Publicity Assistant*

Lay and professional public health information publicized during the fiscal year, July 1, 1942, to June 30, 1943, utilized the customary media of radio, sound and silent moving pictures, newspaper releases, public meetings, pamphlets and six issues of *Public Health News*, the accredited bi-monthly bulletin of the Department.

One hundred fourteen thousand five hundred and ninety-eight persons attended 884 moving picture showings, 104 bi-weekly radio health quiz programs were conducted, with specialists sponsoring industrial programs, weekly news releases were issued, and numerous health conferences attended.

The United States Public Health Service's survey of departmental functions (Williams Report) urged expansion of the above lines of endeavor.

Report of the Bureau of Local Health Administration

For the Year Ending June 30, 1943

By WILLIAM H. MACDONALD, *Chief*

Communicable disease prevalence in New Jersey continued favorably during the calendar year of 1942 in spite of the fact that for the entire year the nation was at war. New low annual records were reached in the total number of recorded deaths from pneumonia and in the total number of reported cases and deaths from typhoid fever and from diphtheria.

During the year the total number of cases of the thirty-five reportable diseases reported by local boards of health was 69,900. This number included 17,517 cases of chickenpox and 4,035 cases of German measles.

Diphtheria reached new low annual levels with 163 cases and 5 deaths recorded. Fifty-two, or 31 per cent, of the total reported cases were in children less than five years of age.

Influenza, in spite of wartime conditions, did not occur to any unusual extent as indicated by case reports.

Measles in 1942 was markedly less prevalent than in 1940. Seven deaths were recorded, 6 of which were in children less than five years old. Seventy-eight per cent of the total recorded cases were reported in the months of March, April, May and June.

The number of reported cases of pneumonia was about as in the year preceding; however, the number of deaths, 1,726, was the lowest recorded in New Jersey in any year. Two hundred sixty deaths from pneumonia occurred in children below one year of age.

Poliomyelitis, acute anterior, was less prevalent than in 1941; however, a total of 250 cases was recorded. An increase in the number of reported cases occurred sharply in July and August in Union County. In spite of special investigations no definite reason for the sudden increase in this area was determined.

Tuberculosis case reports in 1942 exceeded the number of reports in 1941, although the number of recorded deaths from this disease showed little change from the preceding year. The death by sex were: 1,161 in males, 694 in females.

In typhoid fever, the new low annual numbers were 69 cases and 5 deaths. Thirty-four of the recorded cases were reported during the months of July, August and September.

Epidemic cerebrospinal meningitis showed a decided increase in prevalence above the usual. A total of 174 cases was reported, 22 of which occurred in military posts. Cases were distributed about the State and occurred in each month of the year. The number of cases and deaths among males was 117 and 19 respectively as compared to 57 and 10 among females. An increase in the prevalence of this disease under wartime conditions is not a new experience.

Whooping cough in 1942 continued to take its toll from the children of the State with 12,461 reported cases and 45 deaths. Again the relatively high number of deaths from this cause among very young children is emphasized. Thirty-one, or 68 per cent, of the whooping cough deaths in 1942 occurred in babies less than one year old. Forty-three, or 95 per cent, of the total deaths from this cause were recorded in children below five years of age.

It is striking that in 1942 in New Jersey more deaths were recorded as resulting from whooping cough than from diphtheria, scarlet fever, typhoid fever and poliomyelitis combined.

Appended to this report are morbidity and mortality tables showing for the State and for each county, the number of reported cases and deaths and other data from each reportable disease. These tables also show for certain diseases by months the distribution of cases by age groups and by sex. In calculating case and death rates, the United States Census figures for 1940 were used. Since many fluctuations in population have occurred due to war and industrial conditions, it was felt that the application of the usual arithmetical method of calculating estimated populations would not give reasonably reliable figures, and, in fact, rates based upon the 1940 population are of only relative value.

INVESTIGATION OF COMMUNICABLE DISEASE OUTBREAKS

Efforts to establish the source of infection in cases of communicable disease were carried on as usual to aid local boards of health in this activity and also to supplement their efforts. Employees assigned the Bureau made such investigations of 563 cases during the year. Included were cases of anthrax, chickenpox, diphtheria, dysentery, German measles, influenza, malaria, measles, meningitis, poliomyelitis, paratyphoid fever, Rocky Mountain spotted fever, scarlet fever, streptococcic sore throat, tuberculosis, tularemia, typhus fever, typhoid fever, trichinosis, undulant fever and whooping cough.

LOCAL HEALTH ADMINISTRATION

29

ANTHRAX

In 1942 there were 9 cases of this disease reported. Six of the cases were workers in industrial plants where wool or raw hides were handled; in one case the source of infection was not discovered; two cases occurred in persons who were exposed to wool wastes which were used as a fertilizer. This is the first instance to come to the attention of the Department in which infection was ascribed to wool wastes used for agricultural purposes.

MALARIA

During the year 1942, 20 cases of malaria were reported. Histories of these cases indicated that 13 were infected outside of New Jersey, 4 of the 13 were soldiers at military posts in this State. The remaining 7 cases were in residents of New Jersey who gave no history of having been exposed to infection elsewhere. One of them, however, may have been infected through blood transfusions.

ROCKY MOUNTAIN SPOTTED FEVER

Fourteen cases of Rocky Mountain spotted fever were reported in 1942, an increase of 9 over the 1941 figure. The cases were distributed by counties as follows: Burlington 1, Camden 4, Cape May 1, Essex 1, Monmouth 5, Salem 1 and Somerset 1. Histories of the cases were obtained by representatives of the Department and in practically all instances a definite history of tick bite prior to illness was obtained.

The Department as usual was furnished with a supply of Rocky Mountain spotted fever vaccine by the United States Public Health Service which was made available to physicians.

SMALLPOX

After a period of over ten years of freedom from smallpox, one case occurred in New Jersey during 1942. This case was in an unvaccinated person who was evidently exposed to infection while on a business trip in a section of Pennsylvania where cases of the nonvirulent type of the disease were occurring. Isolation of the patient and vaccination of contacts were promptly carried out and no further spread of the disease in New Jersey occurred.

TULAREMIA

Three cases of tularemia were reported in 1942, one in Atlantic County, one in Bergen County and one in Monmouth County. In all three cases infection followed the handling of wild rabbits shot in this State.

DEPARTMENT OF HEALTH

TYPHUS FEVER

In an investigation of a case of typhus fever it was determined that the patient was a worker in a private laboratory who had evidently been accidentally infected while handling cultures of the causative agent of the disease.

TYPHOID FEVER

Although a total of 50 cases of typhoid fever was investigated by employees assigned the Bureau, in only one instance did such investigations include a group of 5 or more cases. This group included 6 cases in two families in Egg Harbor Township, Atlantic County. In the investigation a carrier of typhoid bacilli was located in a member of one of the affected families.

TRICHINOSIS

Each case of trichinosis investigated revealed the patient, prior to illness, had eaten pork either uncooked or cooked insufficiently to destroy trichinæ.

UNDULANT FEVER

During the calendar year 1942, there were 47 reported cases of this disease. No death occurred. The greatest number of cases in any county was 6 in Burlington. Every county except Atlantic had one or more cases. Each reported case was investigated either by an employee assigned this Bureau or by a local health official. Review of the case histories shows that 27 of the patients used raw milk only; 11 used both raw and pasteurized milk; 3 used pasteurized milk regularly, but occasionally used milk of unknown kind; 5 are said to have used pasteurized milk only; in one case no information was obtained as to the use of milk.

Since raw milk was a factor in 81 per cent of the case histories, it is apparent that the use of this product continues to be the principal source of infection for this disease in New Jersey.

GASTRO-ENTERITIS

An extensive outbreak of gastro-enteritis was investigated in the City of Camden among workers at a local industrial plant. The total number of employees engaged on all shifts at this plant at the time of the outbreak was 1,464. Records were obtained of 448 cases among these employees. A polluted water supply was determined to be the cause of the outbreak.

The water supply available for drinking and other purposes at the plant was obtained from the public supply of the city, which was of a quality safe

for drinking. In addition to this supply, water was drawn directly from the Delaware river for limited industrial use in a portion of the plant. On October 20 an employee of the company, allegedly without permission of the management, made a physical connection between the two supplies with the intent of securing increased water pressure for testing purposes. The pressure in the line carrying the heavily polluted Delaware River water definitely exceeded the pressure in the drinking water supply lines with the result that the polluted river water was actually forced into the potable water supply lines in the plant. Between October 20 and the morning of October 24, when the outbreak came to the attention of the Department, over one hundred employees had been taken ill. The physical connection, the existence of which had become known to the plant management, was promptly removed; the plant was closed voluntarily until October 26, and meanwhile sterilization of water lines by steam was attempted by the company and was also carried on by means of chlorine under the supervision of the Bureau of Engineering of the Department.

The symptoms included diarrhea, cramps and vomiting. Only one case of typhoid fever was known to occur among the plant personnel within the incubation period of this disease following October 20. This person was a resident of another State who returned home prior to the diagnosis of typhoid fever.

A group of cases of gastro-enteritis was investigated in Hackettstown, Warren County, and another group in Highlands, Monmouth County, but in neither instance was the cause of the cases determined.

Among a group of four cases in Garfield, Bergen County, a bologna purchased locally was found to have been eaten in common by the patients.

A group of 29 known cases of gastro-enteritis in Garfield and vicinity, Bergen County, followed the eating of cream-filled pastry purchased at a local bakery. The filling was prepared from powdered whole milk, sugar, butter, cornstarch and eggs. Following the filling of pastry with the material the pastry was held at room temperature pending sale. *Staphylococci pyogenes aureus* were recovered from the cream filling.

In a group of six cases in Moorestown Township, Burlington County, cooked pork roll procured from a local store was the article of food found to have been eaten in common by the patients.

DIARRHEA OF THE NEWBORN

An outbreak of diarrhea among the newborn was investigated at the General Hospital, Bayonne. No definite cause of the cases was determined.

During the year another similar group of cases occurred among babies at the General Hospital, Teaneck, Bergen County.

DEPARTMENT OF HEALTH

At a meeting of the State Board of Health on January 12, 1943, a resolution was adopted under the provisions of *R. S. 26:4-15*, declaring "Infectious Diarrhea of the Newborn" to be a communicable and reportable disease.

OTHER DISEASES

Cases of other diseases investigated by employees in the Bureau included impetigo, kerato-conjunctivitis, eczema, pharyngitis and suspected botulism.

TYPHOID CARRIERS

At the close of the fiscal year 88 persons were recorded in the files of the Department as carriers of typhoid bacilli. Seven were withdrawn from the list during the year; five by death, two by removal from the State. Five persons were added to the list of carriers. Four were discovered as a result of investigation of cases of typhoid fever and the other was discovered as the result of routine food handler's examination. Again this year no funds were available to the Department to aid needy carriers in securing medical or surgical attention, nor for the maintenance in cases in which such aid was badly needed.

At the meeting of the State Board of Health on May 11, 1943, the following resolution was adopted, setting forth the policy of the Department in the matter of release from supervision and restrictions of a person declared to have been a carrier of the causative organisms of typhoid or paratyphoid fever.

"No chronic typhoid carrier (fecal type) who has had the gall bladder removed subsequent to discovery of the carrier state, shall be released from the restrictions imposed upon typhoid carriers unless compliance has been made with the following conditions:

1. Laboratory examination of at least six authenticated successive specimens of feces collected at intervals of not less than two weeks, in which typhoid bacilli are not found.
2. Laboratory examination of at least two authenticated specimens of duodenal contents, taken at least one week apart, and within one month of the collection of the final specimen of feces required in No. 1 above, in which typhoid bacilli are not found. All specimens required as a minimum in both No. 1 and No. 2 shall be examined at the laboratory of the State Department of Health of New Jersey."

COMMUNICABLE DISEASES ON DAIRY PREMISES

During the year ending June 30, 1943, there were reported 12 cases of scarlet fever and one case of paratyphoid fever on 9 dairy premises upon which a total of 6,430 quarts of milk was produced daily. This is a new low record for the number of dairies upon which cases of communicable diseases

LOCAL HEALTH ADMINISTRATION

33

were reported during one year. On each dairy representatives of the Bureau were able to establish precautionary measures which made it unnecessary to bar the milk produced thereon from sale.

ASSISTANCE IN DIAGNOSES

Aid in establishing a definite diagnosis in 41 suspected cases of communicable diseases was rendered physicians and local health officials. The suspected diseases included poliomyelitis, smallpox, typhoid fever, chickenpox, diphtheria, measles, Rocky Mountain spotted fever, German measles and meningitis.

TOXOID AND VACCINE

Diphtheria toxoid (alum precipitated), diphtheria toxoid (Ramon), and smallpox vaccine were distributed as usual, through 60 stations located at strategic points about the State.

Reports received during the year show the toxoid distributed free by the Department was administered to 22,053 children and that 75,962 persons were vaccinated against smallpox with the State's material.

NUMBER OF PERSONS REPORTED AS GIVEN FREE STATE TOXOID OR VACCINE
DURING THE YEAR ENDING JUNE 30, 1943

<i>County</i>	<i>Diphtheria Immunizations</i>	<i>Smallpox Vaccinations</i>
Atlantic	775	13,488
Bergen	1,887	3,055
Burlington	252	2,480
Camden	2,630	8,323
Cape May	21	946
Cumberland	289	9,317
Essex	3,515	7,995
Gloucester	451	1,637
Hudson	1,994	3,732
Hunterdon	280	2,410
Mercer	1,097	11,200
Middlesex	736	547
Monmouth	738	932
Morris	921	1,178
Ocean	206	1,513
Passaic	2,889	2,615
Salem	330	1,680
Somerset	658	315
Sussex	217	170
Union	1,066	1,617
Warren	1,011	812
Totals	22,053	75,962

DEPARTMENT OF HEALTH

PNEUMONIA SERUM

Pneumonia serum for the treatment of patients financially unable to pay for the material was furnished during the year. Calls for this material were considerably less than in previous years doubtless because of increased use of other medication. As a result, the stock of material in stations was reduced as much as practical during the year and the number of stations at which the material was made available was also reduced in an effort to limit the amount of serum on hand from becoming outdated.

Material was furnished for treating 57 cases of 11 different types of pneumonia. Types I, III and VII were furnished most frequently in the order named.

PNEUMONIA CASES TREATED WITH SERUM SUPPLIED BY STATE

COUNTY	Types											Total Cases
	1	2	3	4	5	6	7	8	12	13	14	
Atlantic	1	1
Bergen	3	..	4	1	1	1	2	12
Camden	1	1	2
Cumberland	1	1
Essex	7	1	2	1	6	..	1	18
Gloucester	1	1
Hudson	1	..	1	2
Hunterdon	1	1
Mercer	7	..	2	2	1	12
Monmouth	1	1
Morris	..	1	1	..	1	1	4
Sussex	1	1	..	1
Warren	1	1
Totals	20	2	15	3	1	2	10	1	1	1	1	57

Typing serum was also furnished to approved laboratories in the State.

OTHER BIOLOGICS

On May 6, 1942, there became effective *Chapter 148, P. L. 1942*, which authorized the State Department of Health to purchase and distribute free, typhoid vaccine and other biologicals for use in preventing communicable diseases, under conditions resulting in unusual health hazards because of enemy action, mass movements of population, flood, disaster or epidemic or threatened epidemic prevalence of disease.

Although no specific appropriation was made for the purchase of immunizing materials under the provisions of this bill, it did contain authority for the Department to expend for this purpose funds which might be otherwise available to the Department. By permission, a limited amount of triple typhoid vaccine and pertussis antigen was obtained in exchange for outdated pneumonia serum and released for use at migratory labor camps and for civilian defense organization and among a few groups of children where whooping cough seemed likely to spread.

LOCAL HEALTH ADMINISTRATION

35

ADVISORY PUBLIC HEALTH NURSE

With the permission of the State Department of Health, the Advisory Public Health Nurse, Miss Elizabeth Curtis, devoted half of her time during the year to the work of the State Deputy of Emergency Medical Service under the Office of Civilian Defense. The organization of the Emergency Nursing Program under the Civilian Defense plan required much field work and many conferences. A plan was set in motion through local nurse deputies to establish a nurse inventory file that would give each local area the information needed concerning all nurses whose services might be utilized in emergencies. Assistance was also rendered in the selection of nursing executives for affiliated units for base hospitals. Material aid was also given the Emergency Medical Service in complying with a special assignment from the United States Army to form two nursing units which could be quickly drafted into special civilian service in the northern metropolitan area of the State.

The activities of the Advisory Public Health Nurse for the State Department of Health were also decidedly influenced by wartime conditions which necessitated adjustments in many local public health nursing programs in the State. Numerous appeals from local nursing agencies for nurses to fill vacancies caused by enlistments in military service were met as effectively as possible. Consultative service was given local health officials with public health nursing problems. In one local area, the official and nonofficial nursing services have been so combined that all nurses function under the supervision of an experienced nurse. The result is a more efficient program without duplication of nursing service. Advice has been sought from the Advisory Public Health Nurse as to means which might be taken to continue locally an adequate public health nursing service with fewer nurses.

As a member of the Advisory Committee to the State Crippled Children Committee, the Advisory Public Health Nurse has assisted in the development of a contract that enables a qualified nonofficial nursing agency to receive payment for visits made to aid the Commission in carrying on its state-wide program.

SOCIAL SECURITY ACT FUNDS

From funds allotted through the United States Public Health Service under Title VI of the Federal Social Security Act, personnel employed by the Department was assigned the Bureau of Local Health Administration in addition to the personnel employed through State appropriations. However, the Advisory Public Health Nurse paid from these Title VI funds gave at least one-half of her time after January 1, 1942, to work connected with the office of Civilian Defense and the Epidemiologist was also assigned, by Department

DEPARTMENT OF HEALTH

action in January, to defense activities. In August, the Epidemiologist left to join the United States Army and in September one of two Medical Assistants joined the force of the United States Public Health Service. Neither of these vacancies was filled at the end of the fiscal year.

From federal funds (Title VI) the Department continued until January, 1943, some financial aid to the local health departments in Camden, Paterson, East Orange and Plainfield and also to four local health units, two in Union and two in Monmouth Counties.

AID IN VENEREAL DISEASE CONTROL

Through the efforts of district health officers, there were continued 22 groups of local boards of health, mostly in small communities, supporting with aid from the State, 23 venereal disease treatment clinics.

One hundred forty-five local boards of health formed these groups and contributed to the pooled funds. Over \$9,000 was expended during the calendar year of 1942 for the maintenance of these venereal disease treatment centers.

At the district health offices in Pitman, Mt. Holly and Dover a public health nurse assigned to the Bureau of Local Health Administration, gave nearly full time to venereal disease control activities. Cases were investigated at clinics, patients delinquent in treatment were followed up as well as contacts and rumored sources of infection. During the year these three public health nurses made 968 visits to venereal disease patients delinquent in treatment and 279 visits upon persons reported as contacts or probable sources of infection. They reported 1906 conferences with local health officials.

FORT DIX REGIONAL HEALTH UNIT

The Regional Health Unit in the vicinity of Fort Dix was continued during the early part of the year, under the immediate supervision of Dr. A. L. Chapman, an employee of the United States Public Health Service assigned to the State Health Department. In addition to the force of a public health nurse, clerk and two sanitary inspectors, two nurses employed in the Bureau of Maternal and Child Health were assigned to the Fort Dix area. On August 1, 1942, the district health officer with headquarters at Mt. Holly in Burlington County, resigned. Dr. Chapman was appointed to fill this position in addition to his work as Regional Health Officer in the Fort Dix area.

CAMP KILMER

To facilitate public health work in this area, the State District Health Office maintained at Somerville was transferred on October 1, 1942, to Highland Park near Camp Kilmer. A clerk and a sanitary inspector were added to the force operating from this district office.

LOCAL HEALTH ADMINISTRATION

37

CAMP INSPECTIONS

Although summer camps are not required to be licensed in New Jersey, as in some states, they are required to meet certain standards of sanitation. Therefore, all such camps of which the Department has knowledge are inspected annually or oftener. Camps are encouraged to meet higher sanitary standards than the minimum for safety and to this end, certificates of approval are awarded those camps which reach a high standard fixed by the Department. Such certificates apply to one season only and are so marked in a conspicuous way.

In the summer of 1943, many camps for children previously operating in New Jersey were found closed, presumably due to war conditions. Inspections were made of 150 camps and certificates of approval issued to 65 of these. A marked improvement in basic sanitation has been noted since approval certificates were made available, particularly in the safety of camp water supplies, use of pasteurized milk and good dishwashing methods.

MIGRATORY LABOR

Limited progress was made during the year in securing improvement in sanitary conditions under which migratory farm laborers are housed on farms. In too many instances, however, the improvement in sanitary facilities and conditions on farms housing such laborers was disappointing.

Conferences were held with leaders of the potato growers in Middlesex, Monmouth and Mercer Counties at which this problem was discussed and the co-operation of these leaders sought and obtained. A circular containing recommended Minimum Standards of Sanitation at migratory labor camps was distributed both to farmers and through County Agricultural Agents.

A meeting of representatives of farmers of Monmouth County housing migratory laborers and representatives of local boards of health, was held at which a plan was adopted whereby a letter would be sent by the Department to each farmer in the county who housed migratory laborers, prior to the opening of these quarters. This letter would urge the farmer to meet the suggested minimum standards and would be followed by an inspection to be made jointly by representatives of the State and local boards of health. Subsequent inspection would be made when practical and where most needed. It was also decided to request co-operation from the State Police in visiting labor camps to urge workers to maintain clean conditions in and about their quarters.

This plan was put into effect in Monmouth County. The co-operation rendered by the State Police extended to migratory labor camps throughout the State.

DEPARTMENT OF HEALTH

Scarcity of labor to harvest and process food in the southern section of the State, notably Cumberland County, resulted in the employment of more than the usual number of migratory laborers in that section during the early summer of 1943. These included colored males from Jamaica, colored males and females from the south and white families from the Kentucky-Tennessee area.

To aid in inspecting premises accommodating these workers in the Cumberland County area, the Department employed a special inspector on a part-time basis, to begin duties on July 1, 1943.

During the year inspections also were made at camps conducted under the supervision of the Student Labor Commission of New Jersey, and a set of standards of sanitation to be applied to such camps was carefully studied before submission to the Department for official adoption under the provisions of the act creating the special commission.

LOCAL BOARDS OF HEALTH

The appropriations and expenditures of local boards of health are made and summarized on the basis of each calendar year. Reports received from local boards of health in accord with statute are, therefore, based upon the calendar year rather than the State fiscal year. In reports of such boards received early in 1943, there are set forth certain figures showing the sums available for the use of these boards during the calendar year 1942 and the total amount expended by them for all purposes during the same twelve-month period. The total sum local boards of health reported available for their use in 1942, is \$2,761,924.61. The amount reported expended from this sum for all purposes is \$2,663,822.72. Some boards receive funds and make expenditures for hospital maintenance and a few also are expected to pay for garbage and rubbish removal from their appropriations. The amount reported expended for hospital maintenance and garbage and ash removal in 1942, included in the total expenditures as set forth above, is \$99,800.55.

INSPECTIONS IN FOOD-VENDING ESTABLISHMENTS

The field force assigned the Bureau makes sanitary inspections as time permits of establishments offering food or drink for sale to the public. Such inspections are made almost entirely in small towns and in rural areas. Special inspections of this type were emphasized in areas near military reservations, and particularly in the areas about Fort Dix and Camp Kilmer. During the year a total of 807 primary inspections of this kind were made and 5,754 re-inspections.

LOCAL HEALTH ADMINISTRATION

39

In the Camp Kilmer area a plan for the collection of smears from eating and drinking utensils in food establishments was carried on to a limited degree to supplement inspectional work. During the year a total of 541 smears of this type was collected from thirty-seven representative establishments in this area and examined at the State Laboratory for total counts of bacteria. In 60 per cent of these tests the total bacteria count found was less than 100.

RANGE OF BACTERIA COUNTS ON SWABS FROM EATING AND DRINKING UTENSILS

	<i>From 0 to 100 Bacteria</i>	<i>From 100 to 1,000 Bacteria</i>	<i>Over 1,000 Bacteria</i>	<i>Total</i>
Percent of Total	60.4	12.2	27.4	100

Of the 66 tests showing total bacteria from 100 to 1,000, 61 had counts below 500.

WORKS PROGRESS ADMINISTRATION PROJECTS

COMMUNITY SANITATION

The Community Sanitation project sponsored by the Department as described in previous reports, was continued until March 15, 1943. Its discontinuance at that time was not because of lack of need for additional units in the State nor from lack of public support or requests for units. Rather the exhaustion of State funds allotted for the supervision of the project and specifically the closing of all WPA projects by Federal order made the termination of the project necessary.

During the operation of the project from January, 1936, to March, 1943, there were built and installed in New Jersey a total of 34,209 privies of the standard types approved for construction under this plan.

Building materials entering into the construction of these units, purchased from one hundred lumber companies throughout the State, by owners of premises on which the units were erected, were valued at \$897,823.61.

The erection of over 34,000 privies of a basically sanitary type, chiefly replacing existing unsanitary privies, was an effective public health project and by far the largest rural sanitation project ever carried on through or by the State Health Department. The direct cost to the State was extremely low when considered in relation to the results attained. It is regrettable that circumstances forced the closing of the project before there was completely realized the objective of eliminating all privies in rural districts constructed or maintained in violation of existing regulations.

DEPARTMENT OF HEALTH

TUBERCULOSIS AND INDUCTION BOARDS

In the report for the fiscal year ending June 30, 1942, there was discussed the plan followed that year in notification and follow-up of persons deferred from military duty who, when examined at Induction Stations, showed signs of tuberculosis. At the close of last fiscal year names of such deferred persons were being obtained by nurses assigned the Bureau of Venereal Disease Control and who were present during examinations at Induction Stations. The withdrawal of these nurses from Induction Centers during the year now under consideration necessitated a change in the plan of notification.

¹ After several conferences, the State Tuberculosis League employed and assigned a nurse to each of the two Induction Stations, Camden and Newark. These nurses interviewed each person deferred because of known or suspected tuberculosis, urged such person to have a more complete chest examination promptly, secured the name of the physician or clinic to which the deferred person proposed to go for such examination, and entered this information on a card which was signed by an officer at the Induction Station and forwarded to the office of the State Department of Health. Pertinent information contained in these reports was then transmitted by the State Department to the local board of health of the place of residence of the patient in larger municipalities or to the County Tuberculosis Association for follow-up. A special form was furnished for each case to be returned to the Department on which the result of the follow-up examination was to be recorded and the case classified as to the presence of tuberculosis either active or arrested.

As stated in the annual report for the year ending June 30, 1942, the total number of persons recorded in the office of the State Department up to that date as showing signs of tuberculosis when examined for induction into military service, was 1,259. After the close of the fiscal year ending June 30, 1943, the grand total of such persons recorded at the office of the Department was 4,076.

LOCAL HEALTH ADMINISTRATION

A summary of the result of the follow-up of this entire number is given below.

PERSONS RECORDED AS DEFERRED FROM MILITARY SERVICE BECAUSE OF EVIDENCE OF TUBERCULOSIS AND THEIR CLASSIFICATION BASED UPON FOLLOW-UP

1. <i>Active</i> —			
(a) Pulmonary	850		
(b) Nonpulmonary	6		
	—	856	
2. <i>Arrested</i> —			
(a) Pulmonary	1,394		
(b) Nonpulmonary	49		
	—	1,443	
			2,299
3. Pathology other than tuberculosis		198	
4. No apparent pathology		300	
5. In military service when followed up		59	
6. Residing out of New Jersey and so referred		328	
7. Died prior to follow-up		12	
8. Not located in follow-up		135	
		—	1,032
9. Under investigation:			
(a) Recorded as active tuberculosis in health department records prior to examination at Induction Station, but data on stage of disease at time of examination not available		166	
(b) Not recorded as tuberculosis in health department records when examined at Induction Station and being followed up		579	
		—	745
			4,076

DEPARTMENT OF HEALTH

TUBERCULOSIS AND INDUSTRIAL PLANTS

Search for cases of tuberculosis among groups of workers in industrial plants was instituted as a new program for the State Health Department during the year. The plan was proposed and largely financed by the United States Public Health Service and was sponsored in New Jersey by the State Department of Health. Larger industries in the State engaged in defense work were approached through the Bureau of Industrial Hygiene and arrangements made for X-ray screening examinations of the chests of all workers at the selected plants who volunteered for such examinations.

The necessary X-ray equipment and a field unit consisting of a physician, a technician and clerk were furnished by the United States Public Health Service together with travel costs and facilities for moving the equipment from plant to plant. The plan followed included the rapid taking of a 35 mm. film of all workers in a plant who volunteered. The films were examined by the physician in charge of the unit. Any such film showing signs suggestive of chest abnormalities was followed by a 14" x 17" film, which was also examined by the physician of the unit. At the time the larger film was taken the name and address of the worker was recorded together with the name of his family physician, if any. If this larger film, in the opinion of the physician with the unit, showed signs suggestive of tuberculosis, this fact together with the film, the detailed observations of the physician and other pertinent information known to him about the worker, was forwarded to the Bureau of Local Health Administration. To these workers so reported, who gave the name of a family physician, a letter was sent urging that the worker consult his physician at once for a more complete and thorough examination. At the same time a letter was sent the physician advising him of the result of the screening examination, telling him the worker had been urged to consult him and requesting that by means of a return postal card he notify the Department promptly when the worker consulted him and that he advise the Department later regarding his determination on careful examination as to the presence of tuberculosis in the worker, either in an active or arrested stage. A form for the convenience of the physician in recording this information was furnished him.

Names and addresses of workers showing signs of tuberculosis in the screening examination, but not giving the name of a family physician, were referred directly to local agencies for follow-up. This plan was also followed should a worker referred to his family physician fail to consult the physician in a reasonable time.

LOCAL HEALTH ADMINISTRATION

43

Up to June 30, 1943, such screening examinations had been made at 13 industrial plants in 9 counties. Reports of the work of the unit show that the number of 35 mm. films taken at these 13 plants was 54,792, followed in 1,569 instances by the larger 14" x 17" film. From this number of workers there were referred to the Bureau of Local Health Administration a total of 713 persons whose X-ray, in the opinion of the unit physician, shows signs suggestive of tuberculosis. The follow-up of 260 of these persons had been completed and the results of subsequent examination recorded up to the close of the fiscal year. Forty-one active cases of pulmonary tuberculosis were found among these persons.

SUMMARY OF SCREENING X-RAY EXAMINATIONS IN THIRTEEN INDUSTRIAL PLANTS AND
RESULT OF FOLLOW-UP TO JUNE 30, 1943

RESULT OF FOLLOW-UP

Plant	No. Referred for Follow-up	No. of Cases		Other Definite Pathology	No Pathology or No Apparent TB Pathology	Cases Pending
		Active	Arrested			
1	13	0	5	1	0	7
2	11	3	5	1	1	1
3	37	1	5	7	1	23
4	3	0	3	0	0	0
5	139	3	28	0	3	105
6	377	23	80	18	7	238*
7	24	1	4	0	1	18
8	7	1	2	0	1	3
9	12	1	2	1	1	6
10	18	2	3	0	3	10
11	17	1	3	1	2	10
12	33	4	9	3	1	16
13	22	1	4	1	1	15
Totals	713	41	163	33	22	452

* Two deceased.

PRIVATE WATER SUPPLIES

One of the functions of the Bureau is to interpret and report upon tests of water samples from private wells and springs, submitted by local Boards of Health or by its own personnel. Such reports are also followed up as fully as practicable to ascertain what steps are taken to safeguard or have abandoned supplies shown to be unsafe.

Eight hundred fifty-three samples from such private supplies were reported upon during the year. Of this number, 478 were reported safe, 54 doubtful and 321 unsafe for drinking purposes.

A considerable number of these unsafe samples were from new wells, in which temporary pollution was expected and from wells under the jurisdiction of some Federal or State agency which would follow-up the test independently. Others were second samples from wells already known to be polluted. Of the 233 unsafe samples reported to local boards of health for which replies were asked regarding subsequent action, 136 were reported either abandoned or the water treated in some way to make it safe for drinking purposes.

DEPARTMENT OF HEALTH

TRAINING COURSES

Courses in public health for training the personnel of health departments were conducted with the co-operation of Rutgers University as for many years. These comprised a summer course of 141 clock hours, held two days a week for six weeks and requiring two summers to complete, and eight winter courses of 20 to 30 hours each dealing with as many subjects, and held on Wednesday evenings and Saturday afternoons during two ten-week terms.

The courses were offered at New Brunswick, the University supplying some of the teachers and the Department furnishing others. During the year covered by this report 71 individuals enrolled in these courses and 66 completed them in a satisfactory manner. These included a summer course student body of 30, with 15 graduates receiving the Rutgers Certificate in Public Health Administration. In the winter subjects 26 students completed one course, 11 completed two, and 2 students finished three courses successfully.

While the summer course gives general training for the health officers of small communities, sanitary inspectors and other health department employees, the winter courses give more specialized training in such subjects as public health education, bacteriology, water supply and sewage disposal, communicable disease control, insect and parasite control, and sanitation.

OTHER WORK

Services rendered and work performed by the Bureau during the year included other activities not specifically mentioned above. Some of these may be summarized as follows:

No. of conferences with local health officials on questions pertaining to public health	5,520
No. of conferences with persons other than local health officials	11,599
No. of meetings of local boards of health attended	73
Attendance at other public meetings	325
No. of lectures given in summer courses for health officials	25
No. of lectures given in special courses for health officials	30
No. of other talks or lectures given or papers read	81
No. of persons given immunizing treatments or aid given in such treatments ...	1,090
No. of water samples collected (public places and private supplies)	472
No. of specimens collected from humans either by employees of the Bureau or with their aid to be examined for pathogenic bacteria	119
No. of other specimens and samples collected for laboratory examination ..	1,065

LOCAL HEALTH ADMINISTRATION

45

**REPORTED CASES AND DEATHS, CASE AND DEATH RATES FOR CERTAIN
REPORTABLE DISEASES FOR 1942**

DISEASE	Cases	Cases Per 100,000 Pop.	Deaths	Deaths Per 100,000 Pop.	Per Cent Fatality
Chickenpox	17,517	414.46	3	0.07	0.01
Diphtheria	163	3.85	5	0.12	3.66
Influenza	439	10.38	153	3.62	34.85
Pneumonia	4,429	104.79	1,723	40.84	38.97
Meningitis, E. Cerebrospinal	174	4.11	29	0.68	16.66
Measles	13,553	323.04	7	0.16	0.05
German Measles	4,035	95.47	0
Poliomyelitis, Acute Anterior	250	5.91	25	0.59	10.00
Scarlet Fever	4,281	101.29	8	0.19	0.18
Rocky Mountain Spotted Fever	14	0.33	2	0.04	14.28
Tuberculosis	3,932	93.03	1,855	43.89	47.17
Typhoid Fever	69	1.63	5	0.12	7.24
Whooping Cough	12,461	294.83	45	1.06	0.36

CASES AND DEATHS FROM OTHER REPORTABLE DISEASES FOR 1942

DISEASE	Cases	Deaths	DISEASE	Cases	Deaths
Anthrax	9	0	Rabies	0	0
Dysentery, Amoebic	62	8	Smallpox	1	0
Bacillary	4	5	Tetanus	12	1
Unspecified	0	3	Trachoma	2	4
Encephalitis, Lethargic	12	24	Trichinosis	22	1
Malaria	20	3	Tularemia	3	0
Mumps	8,123	1	Typhus Fever	2	0
Ophthalmia Neonatorum	52	0	Undulant Fever	47	0
Paratyphoid Fever	10	1			

REPORTED CASES OF COMMUNICABLE DISEASES BY COUNTIES FOR 1942

Diseases	Atlantic	Bergen	Burlington	Camden	Cape May	Cumberland	Essex	Gloucester	Hudson	Hunterdon	Mercer	Middlesex	Monmouth	Morris	Ocean	Passaic	Salem	Somerset	Sussex	Union	Warren	Institutions	Military Posts	Total	
Anthrax	0	0	0	5	0	0	0	1	0	0	0	0	0	0	0	2	0	0	0	0	0	0	1	9	
Chickenpox	216	3,206	184	522	86	102	5,191	133	1,080	94	582	577	758	477	43	1,269	109	249	118	2,457	42	5	17	17,517	
Diphtheria	4	11	3	37	0	4	8	15	42	1	0	4	1	1	0	22	3	3	0	2	1	0	1	163	
Dysentery	0	1	1	0	0	0	6	0	0	1	0	0	0	0	0	2	0	1	0	2	0	50	0	66	
Encephalitis, Lethargic	1	0	0	0	0	0	6	0	4	0	0	0	1	0	0	0	0	0	0	0	0	0	0	12	
Influenza	4	32	0	9	0	0	154	9	62	2	31	5	11	3	0	66	0	21	0	23	0	0	1	439	
Malaria	0	1	0	1	0	0	7	0	0	0	0	1	0	0	0	0	0	0	0	2	0	1	4	20	
Measles	168	1,089	197	587	26	19	7,843	155	400	107	115	166	183	644	23	414	13	395	43	820	272	4	30	13,653	
German Measles	98	237	248	885	42	0	973	99	42	9	75	74	96	93	48	294	9	38	14	186	3	2	470	4,035	
Meningitis, E. Cerebrospinal	0	19	2	0	1	2	49	3	45	1	3	5	5	3	1	2	0	3	1	7	0	0	22	174	
Mumps	318	1,793	231	784	19	298	1,588	115	252	3	284	92	786	374	99	181	114	25	12	540	18	22	180	8,128	
Ophthalmia, Neonatorum	0	3	1	0	0	0	42	0	1	0	1	0	2	1	0	0	0	0	1	0	0	0	0	0	52
Paratyphoid Fever	0	1	2	0	0	1	3	0	0	0	0	0	1	0	0	0	0	0	1	0	0	0	0	10	
Pneumonia	55	309	56	196	11	84	2,059	30	351	18	263	81	89	68	34	64	11	50	48	276	29	73	172	4,429	
Poliomyelitis, Acute Anterior	1	12	3	6	0	2	56	0	24	0	1	17	28	4	5	5	0	9	0	75	1	0	1	250	
Rabies	0	0	0	0	0	0	0	0	0	0	0	0	0	0	0	0	0	0	0	0	0	0	0	0	
Rocky Mountain Spotted Fever	0	0	1	4	1	0	1	0	0	0	0	0	4	0	0	0	1	1	0	0	0	0	1	14	
Scarlet Fever	262	265	215	568	53	72	993	151	289	7	345	86	239	52	49	139	43	43	43	300	27	15	25	4,281	
Streptococic Sore Throat	5	9	2	0	0	0	43	0	8	2	3	1	6	0	0	0	3	1	2	12	0	0	0	0	97
Smallpox	0	0	0	0	0	1	0	0	0	0	0	0	0	0	0	0	0	0	0	0	0	0	0	1	
Tetanus	0	2	0	0	0	0	2	0	0	0	5	0	2	1	0	0	0	0	0	0	0	0	0	12	
Trichinosis	0	2	4	0	0	0	7	0	1	0	0	1	0	0	0	7	0	0	0	0	0	0	0	22	
Tuberculosis	140	252	62	190	25	52	847	37	678	19	281	165	162	75	26	375	34	34	27	257	30	161	3	3,932	
Tularemia	1	1	0	0	0	0	0	0	0	0	0	1	0	0	0	0	0	0	0	0	0	0	0	3	
Typhoid Fever	8	14	0	3	0	0	8	1	5	0	2	7	4	6	1	3	1	1	0	4	0	1	0	69	
Typhus Fever	0	1	0	0	0	0	0	0	0	0	1	0	0	0	0	0	0	0	0	0	0	0	0	2	
Undulant Fever	0	1	6	2	1	4	2	2	1	2	3	2	1	5	1	4	3	1	4	1	1	0	0	47	
Whooping Cough	151	2,113	140	571	13	108	3,612	70	689	6	408	452	556	713	51	858	46	78	137	1,638	51	5	0	12,461	

RECORDED DEATHS FROM COMMUNICABLE DISEASES BY COUNTIES FOR 1942

Diseases	Atlantic	Bergen	Burlington	Camden	Cape May	Cumberland	Essex	Gloucester	Hudson	Hunterdon	Mercer	Middlesex	Monmouth	Morris	Ocean	Passaic	Salem	Somerset	Sussex	Union	Warren	Total
Anthrax	0	0	0	0	0	0	0	0	0	0	0	0	0	0	0	0	0	0	0	0	0	0
Chickenpox	0	0	0	0	0	0	1	1	1	0	0	0	0	0	0	0	0	0	0	0	0	0
Diphtheria	0	0	0	12	0	0	1	0	1	0	0	0	0	0	0	0	1	0	0	0	0	0
Dysentery	0	1	2	1	0	0	3	2	0	0	0	1	2	0	0	0	0	0	0	12	0	24
Encephalitis, Lethargic	1	1	0	3	0	2	6	0	3	0	1	2	1	1	0	1	0	0	0	0	0	0
Influenza	11	6	2	7	2	8	28	5	14	2	11	12	6	4	1	10	0	2	12	15	2	153
Malaria	0	0	0	0	0	0	2	0	1	0	0	0	0	0	0	0	0	0	0	0	0	3
Measles	0	0	0	0	1	0	5	0	0	0	0	0	0	0	0	0	0	0	0	0	1	0
German Measles	0	0	0	0	0	0	0	0	0	0	0	0	0	0	0	0	0	0	0	0	0	0
Meningitis, E. Cerebrospinal	1	4	0	1	0	0	10	0	7	0	0	1	2	1	0	0	0	0	0	2	0	29
Mumps	0	0	1	0	0	0	0	0	0	0	0	0	0	0	0	0	0	0	0	0	0	1
Ophthalmia, Neonatorum	0	0	0	0	0	0	0	0	0	0	0	0	0	0	0	0	0	0	0	0	0	0
Paratyphoid Fever	0	0	0	0	0	0	1	0	0	0	0	0	0	0	0	0	0	0	0	0	0	1
Pneumonia	53	119	35	141	16	32	324	39	307	16	89	75	77	47	21	117	26	17	9	143	23	1,726
Poliomyelitis Acute Anterior	1	0	0	0	0	1	4	0	3	0	0	1	3	0	0	0	0	2	0	10	0	25
Rabies	0	0	0	0	0	0	0	0	0	0	0	0	0	0	0	0	0	0	0	0	0	0
Rocky Mountain Spotted Fever	0	0	0	1	0	0	0	0	0	0	0	1	0	0	0	0	0	0	0	0	0	2
Scarlet Fever	1	0	0	2	0	0	1	1	1	0	0	1	0	0	0	1	0	0	0	0	0	2
Streptococic Sore Throat	0	0	0	1	0	0	5	0	1	0	2	2	0	1	0	2	1	0	1	12	0	18
Smallpox	0	0	0	0	0	0	0	0	0	0	0	0	0	0	0	0	0	0	0	0	0	0
Tetanus	0	0	0	0	0	0	0	0	0	0	0	0	0	0	0	1	0	0	0	0	0	1
Trichinosis	0	0	0	0	0	0	1	0	0	0	0	0	0	0	0	0	0	0	0	0	0	1
Tuberculosis	76	105	38	105	8	30	445	30	360	10	112	89	64	38	21	144	16	23	10	115	22	1,855
Tularemia	0	0	0	0	0	0	0	0	0	0	0	0	0	0	0	0	0	0	0	0	0	0
Typhoid Fever	2	0	0	0	0	0	0	0	1	0	0	1	0	0	0	1	0	0	0	0	0	5
Typhus Fever	0	0	0	0	0	0	0	0	0	0	0	0	0	0	0	0	0	0	0	0	0	0
Undulant Fever	0	0	0	0	0	0	0	0	0	0	0	0	0	0	0	0	0	0	0	0	0	0
Whooping Cough	1	4	2	1	0	1	6	2	9	0	3	2	1	2	1	1	0	1	2	6	0	45

Deaths occurring in state institutions are charged to the place of residence of the decedent.
 Deaths occurring at military posts are charged to the county in which the post is located.

DEPARTMENT OF HEALTH

REPORTED CASES OF DIPHTHERIA IN NEW JERSEY

For the Calendar Year 1942 by Age Groups and Months

AGE GROUPS	NUMBER OF CASES												
	Total	Jan.	Feb.	Mar.	Apr.	May	June	July	Aug.	Sept.	Oct.	Nov.	Dec.
Under 1 year	5	0	0	1	0	1	1	0	0	0	1	1	1
1 year	7	1	1	2	0	0	0	1	0	1	1	0	0
2 years	11	4	1	1	0	3	0	1	0	1	0	0	0
3 years	16	6	4	1	1	0	0	1	0	1	2	0	0
4 years	13	2	2	0	0	1	0	1	2	0	2	2	1
Under 5 years	52	13	8	5	1	5	1	4	2	3	5	3	2
5 to 9 years	48	7	8	2	3	3	3	6	2	2	7	2	3
10 to 14 years	23	4	2	1	0	2	0	1	1	1	2	5	4
15 to 19 years	14	0	1	1	4	1	2	0	0	2	0	3	0
20 to 24 years	12	1	2	1	3	1	0	1	0	1	1	0	1
25 to 34 years	6	1	0	0	0	1	1	0	0	0	1	1	1
35 to 44 years	1	0	0	1	0	0	0	0	0	0	0	0	0
45 to 54 years	3	0	1	0	0	0	0	1	0	0	0	1	0
55 to 64 years	3	0	0	1	0	0	0	0	0	0	0	1	1
65 years and over	1	1	0	0	0	0	0	0	0	0	0	0	0
Age not stated	0	0	0	0	0	0	0	0	0	0	0	0	0
Total	163	27	22	12	11	13	7	13	5	9	16	16	12

REPORTED CASES AND DEATHS FROM DIPHTHERIA IN NEW JERSEY

For the Calendar Year 1942 by Age Groups and Sex

AGE GROUPS	Male		Female		Total	
	Cases	Deaths	Cases	Deaths	Cases	Deaths
Under 1 year	4	0	1	0	5	0
1 year	5	0	2	0	7	0
2 years	5	0	0	0	11	0
3 years	11	1	5	0	16	1
4 years	7	0	0	0	13	0
Under 5 years	32	1	20	0	52	1
5 to 9 years	23	2	25	1	48	3
10 to 14 years	16	0	7	0	23	0
15 to 19 years	7	0	7	0	14	0
20 to 24 years	6	0	0	0	12	0
25 to 34 years	0	0	6	0	6	0
35 to 44 years	0	0	1	0	1	0
45 to 54 years	0	0	3	1	3	1
55 to 64 years	1	0	2	0	3	0
65 years and over	1	0	0	0	1	0
Age not stated	0	0	0	0	0	0
Total	86	3	77	2	163	5

REPORTED CASES OF EPIDEMIC CEREBROSPINAL MENINGITIS IN NEW JERSEY

For the Calendar Year 1942 by Age Groups and Months

AGE GROUPS	NUMBER OF CASES												
	Total	Jan.	Feb.	Mar.	Apr.	May	June	July	Aug.	Sept.	Oct.	Nov.	Dec.
Under 1 year	6	0	1	0	0	1	0	1	2	0	0	0	1
1 year	9	0	1	0	0	1	0	1	1	0	2	0	3
2 years	7	0	2	0	1	1	0	0	0	3	0	0	0
3 years	4	0	0	1	1	0	1	0	0	0	1	0	0
4 years	5	0	0	2	0	0	0	0	1	0	0	1	1
Under 5 years	31	0	4	3	2	3	1	2	4	0	6	1	5
5 to 9 years	16	0	2	0	1	3	0	0	1	2	1	0	6
10 to 14 years	13	0	1	1	3	0	0	1	2	0	0	2	3
15 to 19 years	23	2	0	4	5	0	2	1	3	2	0	2	2
20 to 24 years	29	2	2	2	3	2	1	3	1	0	0	2	11
25 to 34 years	29	0	1	3	3	1	3	1	3	6	2	3	3
35 to 44 years	17	0	1	2	0	0	5	1	1	0	2	3	2
45 to 54 years	10	1	0	2	1	2	1	0	1	0	1	1	0
55 to 64 years	6	1	0	1	0	2	1	0	0	1	0	0	0
65 years and over	0	0	0	0	0	0	0	0	0	0	0	0	0
Age not stated	0	0	0	0	0	0	0	0	0	0	0	0	0
Total	174	6	11	18	18	13	14	9	16	11	12	14	32

LOCAL HEALTH ADMINISTRATION

REPORTED CASES AND DEATHS FROM EPIDEMIC CEREBROSPINAL MENINGITIS IN NEW JERSEY

For the Calendar Year 1942 by Age Groups and Sex

AGE GROUPS	Male		Female		Total	
	Cases	Deaths	Cases	Deaths	Cases	Deaths
Under 1 year	3	2	3	0	6	2
1 year	5	1	4	3	9	4
2 years	4	1	3	0	7	1
3 years	4	0	0	0	4	0
4 years	2	1	3	0	5	1
Under 5 years	18	5	13	3	31	8
5 to 9 years	10	0	6	1	16	1
10 to 14 years	7	6	6	2	13	2
15 to 19 years	14	4	9	0	23	4
20 to 24 years	24	2	5	1	29	3
25 to 34 years	24	3	5	0	29	3
35 to 44 years	13	2	4	0	17	2
45 to 54 years	4	3	6	2	10	5
55 to 64 years	3	0	3	1	6	1
65 years and over	0	0	0	0	0	0
Age not stated	0	0	6	0	0	0
Total	117	19	57	19	174	29

REPORTED CASES OF PNEUMONIA IN NEW JERSEY

For the Calendar Year 1942 by Age Groups and Months

AGE GROUPS	NUMBER OF CASES												
	Total	Jan.	Feb.	Mar.	Apr.	May	June	July	Aug.	Sept.	Oct.	Nov.	Dec.
Under 1 year	349	51	39	37	26	29	18	16	12	7	15	35	64
1 year	177	26	27	19	15	13	11	11	7	4	7	18	19
2 years	103	11	22	8	9	9	3	2	3	4	5	11	16
3 years	87	15	13	11	5	7	4	2	1	2	7	10	10
4 years	84	20	13	5	7	1	3	3	0	2	5	12	13
Under 5 years	800	123	114	80	62	59	39	34	23	19	39	86	122
5 to 9 years	251	49	31	23	16	14	13	10	7	8	14	27	39
10 to 14 years	174	15	13	17	7	9	5	4	9	6	20	32	37
15 to 19 years	187	16	15	11	13	9	13	6	8	14	13	35	34
20 to 24 years	248	29	30	36	17	17	12	14	8	11	11	24	39
25 to 34 years	451	70	66	49	34	32	19	13	18	20	27	34	69
35 to 44 years	466	60	61	71	47	27	23	20	14	10	25	40	63
45 to 54 years	493	71	78	75	46	29	20	15	15	15	36	37	56
55 to 64 years	539	78	84	86	45	33	23	15	14	13	33	58	57
65 years and over	820	121	143	103	89	55	26	42	27	25	51	68	70
Age not stated	0	0	0	0	0	0	0	0	0	0	0	0	0
Total	4429	632	635	551	376	284	198	173	143	141	269	441	586

REPORTED CASES AND DEATHS FROM PNEUMONIA IN NEW JERSEY

For the Calendar Year 1942 by Age Groups and Sex

AGE GROUPS	Male		Female		Total	
	Cases	Deaths	Cases	Deaths	Cases	Deaths
Under 1 year	195	149	154	111	349	260
1 year	100	29	77	16	177	45
2 years	53	5	50	4	103	9
3 years	59	2	37	3	87	5
4 years	45	1	39	4	84	5
Under 5 years	443	186	357	138	800	324
5 to 9 years	148	10	103	5	251	15
10 to 14 years	93	3	81	4	174	7
15 to 19 years	132	10	55	5	187	15
20 to 24 years	177	12	71	14	248	26
25 to 34 years	277	37	174	34	451	71
35 to 44 years	294	78	172	49	466	127
45 to 54 years	310	141	174	57	493	193
55 to 64 years	343	178	196	79	539	257
65 years and over	400	345	420	343	820	686
Age not stated	0	0	0	0	0	0
Total	2626	998	1803	728	4429	1726

DEPARTMENT OF HEALTH

REPORTED CASES OF ACUTE ANTERIOR POLIOMYELITIS IN NEW JERSEY

For the Calendar Year 1942 by Age Groups and Months

AGE GROUPS	NUMBER OF CASES												
	Total	Jan.	Feb.	Mar.	Apr.	May	June	July	Aug.	Sept.	Oct.	Nov.	Dec.
Under 1 year	2	0	0	0	0	0	0	0	0	1	0	1	0
1 year	11	0	0	0	0	0	0	1	3	2	4	1	0
2 years	27	1	0	0	0	1	0	4	3	10	8	0	0
3 years	20	1	0	0	0	0	0	1	5	7	3	3	0
4 years	21	1	0	0	0	0	0	2	8	6	3	0	1
Under 5 years	81	3	0	0	0	1	0	8	19	26	18	5	1
5 to 9 years	96	2	2	0	0	0	1	6	31	29	16	7	2
10 to 14 years	47	2	0	0	0	0	0	2	17	12	8	5	1
15 to 19 years	12	0	0	0	0	1	0	0	5	3	3	0	0
20 to 24 years	7	0	1	0	0	0	0	0	3	1	2	0	0
25 to 34 years	3	0	0	1	0	0	0	0	0	2	0	0	0
35 to 44 years	4	0	1	0	0	0	0	0	1	1	1	0	0
45 to 54 years	0	0	0	0	0	0	0	0	0	0	0	0	0
55 to 64 years	0	0	0	0	0	0	0	0	0	0	0	0	0
65 years and over	0	0	0	0	0	0	0	0	0	0	0	0	0
Age not stated	0	0	0	0	0	0	0	0	0	0	0	0	0
Total	250	7	4	1	0	2	1	16	76	74	48	17	4

REPORTED CASES AND DEATHS FROM ACUTE ANTERIOR POLIOMYELITIS IN NEW JERSEY

For the Calendar Year 1942 by Age Groups and Sex

AGE GROUPS	Male		Female		Total	
	Cases	Deaths	Cases	Deaths	Cases	Deaths
Under 1 year	0	0	2	1	2	1
1 year	8	1	3	0	11	1
2 years	15	0	12	2	27	2
3 years	8	0	12	1	20	1
4 years	12	0	3	1	21	1
Under 5 years	43	1	38	5	81	6
5 to 9 years	56	5	40	2	96	7
10 to 14 years	29	5	18	2	47	7
15 to 19 years	16	3	2	0	12	3
20 to 24 years	2	0	5	1	7	1
25 to 34 years	1	0	2	1	3	0
35 to 44 years	2	0	2	0	4	0
45 to 54 years	0	0	0	0	0	0
55 to 64 years	0	0	0	1	0	1
65 years and over	0	0	0	0	0	0
Age not stated	0	0	0	0	0	0
Total	113	14	107	11	250	25

REPORTED CASES OF SCARLET FEVER IN NEW JERSEY

For the Calendar Year 1942 by Age Groups and Months

AGE GROUPS	NUMBER OF CASES												
	Total	Jan.	Feb.	Mar.	Apr.	May	June	July	Aug.	Sept.	Oct.	Nov.	Dec.
Under 1 year	26	3	3	3	4	1	0	1	1	1	2	4	3
1 year	62	7	10	11	8	7	2	3	5	2	1	3	3
2 years	154	20	16	36	18	14	13	8	6	7	1	6	9
3 years	291	35	36	58	48	31	19	10	9	4	7	15	19
4 years	320	30	52	58	41	32	24	16	9	11	13	10	24
Under 5 years	853	95	117	166	119	85	58	38	30	25	24	38	58
5 to 9 years	1946	213	228	341	268	224	153	42	38	47	123	136	133
10 to 14 years	899	100	134	189	133	111	51	11	8	25	41	49	47
15 to 19 years	278	36	40	67	48	35	12	4	2	2	5	13	14
20 to 24 years	130	12	17	24	20	17	7	3	7	5	4	5	9
25 to 34 years	99	13	8	19	15	14	5	3	1	3	3	6	9
35 to 44 years	56	9	4	10	13	4	3	2	1	3	1	1	5
45 to 54 years	12	2	5	3	1	0	0	0	0	0	0	1	0
55 to 64 years	5	1	0	0	1	0	1	0	0	0	1	0	1
65 years and over	3	0	0	0	1	0	0	0	0	0	0	1	1
Age not stated	0	0	0	0	0	0	0	0	0	0	0	0	0
Total	4281	481	553	819	619	490	290	103	87	110	202	250	277

LOCAL HEALTH ADMINISTRATION

REPORTED CASES AND DEATHS FROM SCARLET FEVER IN NEW JERSEY

For the Calendar Year 1942 by Age Groups and Sex

AGE GROUPS	Male		Female		Total	
	Cases	Deaths	Cases	Deaths	Cases	Deaths
Under 1 year	15	0	11	1	26	1
1 year	39	0	23	0	62	0
2 years	95	0	59	1	154	1
3 years	167	1	124	0	291	1
4 years	168	0	152	0	320	0
Under 5 years	484	1	369	2	853	3
5 to 9 years	998	0	948	1	1946	1
10 to 14 years	448	1	451	1	899	2
15 to 19 years	159	0	119	0	278	0
20 to 24 years	59	0	71	0	130	0
25 to 34 years	41	0	58	1	99	1
35 to 44 years	16	0	40	1	56	1
45 to 54 years	7	0	5	0	12	0
55 to 64 years	2	0	2	0	5	0
65 years and over	2	0	1	0	3	0
Age not stated	0	0	0	0	0	0
Total	2217	2	2064	6	4281	8

REPORTED CASES OF TUBERCULOSIS IN NEW JERSEY

For the Calendar Year 1942 by Age Groups and Months

AGE GROUPS	NUMBER OF CASES												
	Total	Jan.	Feb.	Mar.	Apr.	May	June	July	Aug.	Sept.	Oct.	Nov.	Dec.
Under 1 year	5	0	1	0	0	0	0	0	0	1	2	0	1
1 year	15	1	4	0	2	2	1	2	1	1	1	0	0
2 years	14	2	0	0	4	1	1	1	0	0	2	1	2
3 years	15	0	2	0	2	4	2	0	0	1	1	0	3
4 years	7	3	0	0	0	1	1	1	0	0	1	0	0
Under 5 years	56	6	7	0	8	8	5	4	1	3	7	1	6
5 to 9 years	50	7	5	2	1	1	4	4	5	3	6	9	3
10 to 14 years	83	14	13	4	4	4	4	12	6	5	2	9	6
15 to 19 years	249	20	17	22	26	16	20	25	16	15	19	25	28
20 to 24 years	492	48	39	46	40	29	33	38	42	53	36	44	44
25 to 34 years	888	53	60	66	91	80	97	90	71	76	75	70	59
35 to 44 years	846	59	38	60	70	67	74	90	70	76	74	88	80
45 to 54 years	599	47	55	50	45	63	62	57	39	50	46	42	43
55 to 64 years	417	42	35	39	30	44	35	33	28	23	46	26	36
65 years and over	244	13	26	26	38	26	18	22	12	19	18	18	8
Age not stated	8	0	1	1	1	0	2	1	0	1	0	1	0
Total	3932	309	296	316	354	338	354	376	290	324	329	333	313

REPORTED CASES AND DEATHS FROM TUBERCULOSIS IN NEW JERSEY

For the Calendar Year 1942 by Age Groups and Sex

AGE GROUPS	Male		Female		Total	
	Cases	Deaths	Cases	Deaths	Cases	Deaths
Under 1 year	2	4	3	5	5	9
1 year	11	8	4	4	15	12
2 years	6	2	8	2	14	4
3 years	10	0	5	1	15	1
4 years	3	1	4	0	7	1
Under 5 years	32	15	24	12	56	27
5 to 9 years	27	2	23	3	50	5
10 to 14 years	30	4	53	7	83	11
15 to 19 years	110	31	139	37	249	68
20 to 24 years	255	32	237	106	492	138
25 to 34 years	499	171	389	173	888	344
35 to 44 years	631	229	215	140	846	369
45 to 54 years	467	293	132	81	599	374
55 to 64 years	326	238	91	66	417	304
65 years and over	165	126	79	69	244	195
Age not stated	5	0	3	0	8	0
Total	2947	1161	1385	694	3932	1855

DEPARTMENT OF HEALTH

REPORTED CASES OF TYPHOID FEVER IN NEW JERSEY

For the Calendar Year 1942 by Age Groups and Months

AGE GROUPS	NUMBER OF CASES												
	Total	Jan.	Feb.	Mar.	Apr.	May	June	July	Aug.	Sept.	Oct.	Nov.	Dec.
Under 1 year	0	0	0	0	0	0	0	0	0	0	0	0	0
1 year	0	0	0	0	0	0	0	0	0	0	0	0	0
2 years	0	0	0	0	0	0	0	0	0	0	0	0	0
3 years	1	0	0	0	0	1	0	0	0	0	0	0	0
4 years	3	0	1	0	0	0	0	0	0	2	0	0	0
Under 5 years	4	0	1	0	0	1	0	0	0	2	0	0	0
5 to 9 years	10	0	0	1	0	0	1	1	3	1	2	1	0
10 to 14 years	6	0	0	0	0	0	1	0	3	2	0	0	0
15 to 19 years	8	0	0	0	0	1	0	2	3	2	0	0	0
20 to 24 years	2	0	0	0	0	0	1	0	1	0	0	0	0
25 to 34 years	14	0	0	1	0	4	2	1	0	3	1	1	1
35 to 44 years	10	0	0	3	2	0	0	1	1	1	1	1	9
45 to 54 years	5	0	0	0	0	0	1	0	3	1	0	0	0
55 to 64 years	6	0	0	0	0	0	0	2	0	1	1	2	0
65 years and over	4	0	0	0	0	0	3	0	0	0	0	0	1
Age not stated	0	0	0	0	0	0	0	0	0	0	0	0	0
Total	69	0	1	5	2	7	8	7	14	13	5	5	2

REPORTED CASES AND DEATHS FROM TYPHOID FEVER IN NEW JERSEY

For the Calendar Year 1942 by Age Groups and Sex

AGE GROUPS	Male		Female		Total	
	Cases	Deaths	Cases	Deaths	Cases	Deaths
Under 1 year	0	0	0	0	0	0
1 year	0	0	0	0	0	0
2 years	0	0	0	0	0	0
3 years	0	0	1	0	1	0
4 years	0	0	3	0	3	0
Under 5 years	0	0	4	0	4	0
5 to 9 years	7	0	3	0	10	0
10 to 14 years	5	0	1	0	6	0
15 to 19 years	4	1	4	0	8	1
20 to 24 years	2	0	0	0	2	0
25 to 34 years	6	0	8	1	14	1
35 to 44 years	5	2	5	0	10	2
45 to 54 years	3	0	2	0	5	0
55 to 64 years	4	1	2	0	6	1
65 years and over	1	0	3	0	4	0
Age not stated	0	0	0	0	0	0
Total	37	4	32	1	69	5

REPORTED CASES OF WHOOPING COUGH IN NEW JERSEY

For the Calendar Year 1942 by Age Groups and Months

AGE GROUPS	NUMBER OF CASES												
	Total	Jan.	Feb.	Mar.	Apr.	May	June	July	Aug.	Sept.	Oct.	Nov.	Dec.
Under 1 year	848	60	36	56	68	75	107	100	86	72	64	64	50
1 year	921	83	63	57	84	86	111	108	86	65	60	55	63
2 years	1106	55	66	114	95	112	126	124	107	95	61	91	60
3 years	1301	98	65	115	129	164	131	145	126	86	83	88	71
4 years	1331	101	75	115	125	158	163	146	107	89	78	115	59
Under 5 years	5507	397	305	457	501	595	638	623	512	407	356	413	303
5 to 9 years	5878	516	451	605	609	732	833	490	313	269	296	412	352
10 to 14 years	864	74	51	75	81	118	150	51	51	37	36	69	71
15 to 19 years	80	4	6	3	4	12	16	7	4	4	7	4	9
20 to 24 years	21	1	2	2	3	1	4	2	3	1	0	1	1
25 to 34 years	57	4	0	6	6	6	8	6	6	3	0	8	4
35 to 44 years	34	2	2	2	4	5	7	3	1	0	1	6	1
45 to 54 years	10	1	1	0	0	1	1	1	1	3	0	0	1
55 to 64 years	5	0	0	0	0	0	1	0	1	0	0	1	2
65 years and over	5	0	0	0	1	0	1	1	0	0	0	2	0
Age not stated	0	0	0	0	0	0	0	0	0	0	0	0	0
Total	12461	999	818	1150	1209	1470	1659	1184	892	724	696	916	744

LOCAL HEALTH ADMINISTRATION

53

REPORTED CASES AND DEATHS FROM WHOOPING COUGH IN NEW JERSEY

For the Calendar Year 1942 by Age Groups and Sex

AGE GROUPS	Male		Female		Total	
	Cases	Deaths	Cases	Deaths	Cases	Deaths
Under 1 year	443	12	405	19	848	31
1 year	469	5	452	4	921	9
2 years	541	1	565	1	1106	2
3 years	642	0	659	1	1301	1
4 years	668	0	663	0	1331	0
Under 5 years	2763	18	2744	25	5507	43
5 to 9 years	2804	0	3074	0	5878	0
10 to 14 years	385	0	479	0	864	0
15 to 19 years	36	0	41	0	80	0
20 to 24 years	2	0	19	0	21	0
25 to 34 years	11	1	46	0	57	1
35 to 44 years	9	0	25	0	34	0
45 to 54 years	5	0	5	0	10	0
55 to 64 years	1	0	4	0	5	0
65 years and over	0	0	5	1	5	1
Age not stated	0	0	0	0	0	0
Total	6016	19	6445	26	12461	45

DEPARTMENT OF HEALTH

ACTIVITIES

I. HEALTH EDUCATION

Health meetings—total number held	106
Total number people attending	15,254
Number of showings of sound motion pictures	33
Number of towns and cities participating	37

Lawnside	Bordentown	Trenton
Woodstown	Elizabeth	Glassboro
Cranford	Plainfield	Atlantic City
Long Branch	Woodbury	Vineland
Rahway	Roselle	Linden
Englewood	Camden	East Orange
Burlington	Perth Amboy	Pedrickstown
Cape May	Salem	Newark
Paulsboro	Ocean City	Boonton
Montclair	Bridgeton	North Woodbury
Moorestown	Riverton	Pleasantville
Haddonfield	Westfield	Port Norris
		Morristown

Literature distributed	28,009
------------------------------	--------

Tuberculosis

- My Big Brother Knows
- Why X-Ray
- How I was Saved
- *Your Best Defense
- Quiz
- Listen Mary

Social Hygiene and Petting

- From Boy to Man
- From Girl to Womanhood
- Petting

Venereal Diseases

- Vital to National Defense
- Facts About Syphilis
- Syphilis—Its Cause—Its Spread—Its Cure

Cancer

- Cancer Facts for Women
- What to Know and What to Do About Cancer
- Let's Talk About Cancer

Others

- *Care and Training of the Child from One to Six
- Nutrition Charts
- Dental Health Literature

* Pamphlets originated in our Program. Pamphlets and posters using Negro subjects have proven to be very valuable in our health educational work.

NEGRO HEALTH PROGRAM

Films Used:

Tuberculosis

- Let My People Live
- Good-bye Mr. Germ
- Behind the Shadows

Veneral Diseases

- Plain Facts
- With These Weapons
- Three Counties Against Syphilis

Cancer

- I Choose to Live
- Enemy X

Dental Health—Nutrition—First-Aid

- The Smiles Have It—About Faces
- Modest Miracle
- Help Wanted

Observance of special days and weeks:

- Tuberculosis Sunday
- Social Hygiene Day
- National Negro Health Week
- Child Health Week

Radio broadcasts—total number 8

- Station WTTM—Trenton
- Station WAAT—Newark

Exhibits 2

- N. J. Federation of Colored Women's Clubs, Bordentown Industrial School, Bordentown, N. J.
- Community Center, Elizabeth, N. J. (During National Negro Health Week)

Publications offering publicity 3

- N. J. Tuberculosis League, Inc.—Health Bulletin
- National Negro Health News—U. S. P. H. S.
- "Pic" Magazine

Home visits—total number 3,410

These visits were made in rural and non-farm areas where little or no health educational work has been done, and in the larger cities, too, in connection with health meetings, Free Chest X-ray Survey publicity, and as a means of discovering sickness in the home, and to inform the family of the available health and welfare facilities in the community. This has proven to be a valuable form of health education.

DEPARTMENT OF HEALTH

II. CASE-FINDING

Free Chest X-ray Surveys for the general public		4
Held—total number people examined:		
Cranford	63	
Atlantic City	756	
Plainfield	189	
Westfield	141	
	<hr/>	
Total number examined in 4 surveys		1,149

Chest X-raying of migrants

Migrants from British West Indies and Florida, U. S. A. These examinations were paid for by the Farm Security Agency:

Swedesboro	365
Burlington	338
Bridgeton	317
	<hr/>

 Total number examined

1,020

Fluoroscopic examinations:

Migrants in Cranbury during the Summer of 1942. These migrants are from all parts of the South:

 Total examined

430

III. BIOMETRIC STUDIES

Records have been compiled from reports of County Tuberculosis Leagues, and statistics from the Bureau of Vital Statistics, on the following diseases, to determine the need for more chest surveys, more educational work, and more home visits. These statistics are also sent to pastors of churches, monthly:

1. Tuberculosis, 2. Venereal diseases, 3. Cancer, 5. Maternal Mortality, 6. Infant mortality.

A survey made in South Jersey, namely, Port Norris, East Berlin, Lawnside, Gouldtown, and Burlington, proved the necessity for immunization against smallpox and diphtheria. It was discovered that children as old as 13 years had never been vaccinated.

Result of immunization clinics:

Port Norris	8 toxoids	64 vaccinations
Gouldtown	32 "	94 "
East Berlin	29 "	1 "
Burlington	50 "	none
Salem County	153 "	24 "

 Total number receiving diphtheria toxoid

272

 Total number receiving vaccine

193

NEGRO HEALTH PROGRAM

59

IV. EPIDEMIOLOGIC STUDIES

Studies were made to determine the spread of disease and the where and why this minority group is affected in a disproportionate manner, in Newark, Trenton, Bridgeton, and among migrants in Cranbury.

Investigation made included:

1. Non-enforcement of local ordinances and sanitary codes.
2. Non-employment due partially to disease incidence.
3. Over-crowded homes and non-isolation of communicable disease cases.

Investigation in Port Norris and Bivalve area included:

1. Correct water drainage and avoid pools of stagnant water.
2. Inspection of drinking water.
3. Cleaning-up of location, free from garbage and rubbish.

V. NATIONAL DEFENSE

First-Aid classes were developed and taught by one of our nurses, during her spare time, in the following cities:

Newark, Elizabeth, Plainfield, and Roselle.

DEPARTMENT OF HEALTH

SUMMARY OF ACTIVITIES

Cities and Towns	No. of Meetings	Approx. Attendance	Approx. Lit. Dist'd.	Movies Shown No.	Home Visits	Blood Tests Tot.	X-ray Surveys	Fluoro-scope Exam.	Diphtheria Imm.	Smallpox Imm.
Atlantic City	16	1600	3200	2	252	...	756
Bordentown	3	477	577	1	156
Boonton	1	50	125	...	25
Burlington	2	233	500	...	7	...	338*	...	50	...
Bridgeton	1	100	226	1	13	...	317*
Cape May	1	60	196	1	8
Camden	10	1339	2679	5	33
Cranford	1	60	100	...	55	...	63
Cranbury	430*
East Berlin	50	29	1
East Orange	1	125	135	1	10
Glassboro	4	250	500	1	52
Gouldtown	200	...	56	94
Haddonfield	1	34	92	...	4
Lawnside	6	372	1320	3	660	12
Long Branch	1	34	116	1	82
Linden	1	60	100	...	28
Montclair	3	375	810	...	57
Morristown	1	55	150	...	71
Moorestown	3	500	1000	...	22
Newark	4	1150	3000	...	101
North Woodbury	1	40	292	...	106
Ocean City	2	175	256	2	3	21
Port Norris	150	...	56	8	64
Plainfield	4	1000	2000	1	305	...	180
Perth Amboy	1	100	200	1	26
Pedricktown	1	50	100	...	25
Pleasantville	1	75	250	...	50
Princeton	2	425	900	1	20	12
Rahway	1	50	150	...	25
Roselle	5	515	1500	...	219
Salem (County)	106	153	24
Riverton	1	60	200	1	30
Salem (City)	1	75	200	...	56
Paulboro	1	30	200	...	100
Trenton	6	3400	...	5	94
Vineland	1	30	50	...	12
Woodbury	2	140	200	1	23	4
Woodstown	3	155	200	1	64	13
Westfield	1	55	1000	...	148	...	141
Elizabeth	17	1870	5000	...	102
Swedesboro	365*
Englewood	1	135	135
Total	106	15254	28069	33	3410	62	2169	430	272	183

* Survey among migrants in the camps.

Report of the Bureau of Venereal Disease Control

For the Year Ending June 30, 1943

By GLENN S. USHER, M.D., *Chief*

The Bureau has been more active than heretofore in the program to repress prostitution. Following a letter sent by the Governor to all law enforcement agencies, in which he called their attention to the need for vigorous repression of prostitution and conditions which encourage prostitution, the Chief of the Bureau participated in eight regional conferences of local law enforcement officials throughout the State in order to better acquaint them with the public health aspects of prostitution. A letter was then sent to local health officials informing them of the conferences and the interest expressed by the police in giving full co-operation. Health officials were asked to be alert to indications of prostitution and to refer all such information promptly to the local police. Every time contact information which suggests that prostitution is involved is referred from this office to local health officials for investigation, the health officer is reminded of the possible interest of the police in the case by a notation stamped at the bottom of the letter: "If indicated by your investigation, please refer to police and notify this office." Public health nurses of the Bureau have been urged to be very alert for evidence of prostitution and to report all information promptly to the local police.

The Alcoholic Beverage Commission continues to be most co-operative in investigating suspected vice conditions in places where alcoholic beverages are sold. At the request of the Commissioner, the names of taverns, restaurants, hotels, etc., are reported to that department whenever named as a meeting place or place in which prostitution is committed by persons infected or suspected of being infected with a venereal disease. Owners of such places have been warned, summoned for a hearing, or more drastic action taken if indicated.

At the request of the Department, a Committee on Social Protection has been organized as a sub-committee of the Health Committee, Community War Services Division, Office of Civilian Defense. Serving on this committee are the directors of the State Departments of Police, Education, Alcoholic Beverage Control, Health, and Institutions and Agencies, and representatives of

other State law enforcement, health, and welfare organizations. The purpose of the Social Protection Section is to co-ordinate activities and stimulate more effective action against prostitution and conditions tending to encourage sexual promiscuity, particularly near military camps. The first project of the Section was the holding of a Federal-State War Conference in Trenton on June 18, 1943. This was attended by more than a thousand representatives of health, law enforcement, and welfare agencies. The proceedings of the conference and the resolutions adopted will be printed in a booklet and distributed to workers throughout the State as a guide book.

The need has been recognized for hospital facilities where the new methods of rapid treatment of gonorrhea and syphilis may be used for sexually promiscuous persons whom it is not desirable or not possible to commit to penal institutions of the State. Persons likely to spread infection to members of the armed forces would be eligible for hospitalization. Loss of time from work could be reduced among employees of war industries by increased use of rapid treatment methods. Although it is expected that most commitments would be voluntary, the hospital could be used also by health officers for the quarantine of irresponsible infected persons. Several plans have been developed but as yet no action has been taken to meet the need.

THE FOLLOW-UP OF INFECTED SELECTEES AND INDUCTEES

More than 4,600 men found to have positive blood tests when examined by their Local Selective Service Boards during the year have been investigated by letter and by personal interview as indicated. This same system has been in effect in this State since Selective Service was instituted. It is gratifying to note that 2,900 of these men notified the Bureau that they had gone, or would go, to private physicians as compared with 1,600 clinic patients.

An interesting and productive phase of our venereal disease case-finding program was discontinued December 1, 1942, because of a change in Selective Service procedure in accepting for military service men infected with uncomplicated syphilis and gonorrhea. From July 1, 1941, to November 30, 1942, the Bureau had a public health nurse on duty six days a week at each of the two Army Induction Stations to interview men rejected because of gonorrhea, and also the comparatively few cases of syphilis which were not detected through blood tests at the local boards and deferred at that point. During this seventeen-month period, 2,190 men were interviewed. The purpose was three-fold: to interpret the diagnosis; to help the men plan for further examination and treatment; and to arrange for the examination of contacts. These nurses also, as time permitted, interviewed the men rejected because of tuberculosis.

BUREAU OF VENEREAL DISEASE CONTROL 63

Since our nurses were withdrawn on December 1, 1942, a daily list has been received by the Bureau of the men found to have a venereal disease when examined at the Induction Stations, together with a notation as to whether or not the man was accepted for military service and, if so, whether he was sent the same day to an Army receiving center or was granted the usual furlough to wind up his affairs before reporting for active duty. This list has been prepared by Army personnel or through the courtesy of nurses assigned to the Induction Stations by the Tuberculosis League. In the six-month period, 47 per cent of those with syphilis have been accepted for military service and 52 per cent of those reported as having gonorrhoea have been accepted. The decision of the Army to accept infected men for military service and treat them was welcomed by civilian officials as this procedure would eliminate chances of evading treatment. However, only half of the burden of providing treatment has been shifted from civilian to military shoulders in the past six months.

Many of the cases of syphilis reported from the Induction Stations have already been followed up as the result of positive blood tests in local Selective Service Boards. The other syphilitics who are rejected are, in general, seronegative cases with neurological involvement. These cases are followed up by letter in the same routine way as those who are discovered through the local Selective Service Board. In the case of men infected with gonorrhoea or early syphilis who are accepted but granted furlough, a letter is sent immediately to the local health officer calling his attention to the case and the special danger that infection will be spread during the furlough period.

As men suspected of having neurosyphilis are referred from the Induction Stations to Army hospitals for complete examination, consideration is being given to a plan to make the findings available to the physician who will handle the case when the man is returned to his home. In some localities also arrangements have been made to send the medical record of treated cases, including spinal fluid and other test results, with the inductee when he reports at the Induction Station for his examination by Army physicians.

CONTACT-TRACING AND CASE-HOLDING

Two male investigators and our staff of 16 public health nurses are working with local health and police agencies in the prompt investigation of contacts reported from military sources. These cases cannot be disposed of by rule of thumb; each should be considered individually and action taken not only to prevent, temporarily, further spread of disease, but to prevent a recurrence of the conditions or circumstances which will lead that person again to expose herself and others to infection. The attempt to secure medical and social treatment for prostitutes and other sexually promiscuous women has involved many

conferences and the development of a close working relationship with the courts, city officials, police, health and welfare agencies.

Our staff nurses reported the successful investigation by letter, office interview, or home visit of more than 6,000 cases of absentee patients, who were returned to physicians or clinics for continued treatment. They investigated and arranged for the examination of more than 1,700 persons named as contacts. Closer co-operation with nurses in industry has resulted from routine blood-testing of employees and greater opportunities for epidemiologic service among industrial workers has developed. More private physicians are using the services of our public health nurses for contact-tracing and the follow-up of delinquents, as a result of the shift of many patients from clinics to private physicians and a better understanding of the function of the nurse.

The Bureau assigned a public health nurse for full-time venereal disease case work in Atlantic City and in Cumberland County with headquarters in Bridgeton, and will assign a nurse to Newark and another to Monmouth County as soon as details can be worked out. Other staff nurses continued to assist local officials in the venereal disease control program with headquarters in Trenton, Camden, Hackensack, Paterson, Passaic, Weehawken, Dover, Plainfield, Somerville, Mt. Holly and Pitman.

INDUSTRIAL PROGRAM

In the period January 1 to June 30, 1943, more than 800 reports of positive serologic tests submitted from industries have been followed up by letter and then, if indicated, by personal investigation. Conferences have been held with personnel managers and plant physicians, with organizations representing management, and with the unions, to promote blood-testing as a pre-employment procedure or a mass-testing program among all employees. An ever-increasing number of industries are testing employees. The Bureau of Industrial Hygiene has promoted interest. Educational work to prevent unwarranted discrimination against infected persons is still needed.

TREATMENT

Although one-third of the physicians who formerly served on clinic staffs have entered military service, the clinics have been maintained with the exception of those in Warren and Sussex Counties. The experimental plan of providing clinic service in private physicians' offices at ten strategic points in Warren and Sussex Counties has been discontinued with two exceptions after two years' trial because the work done did not warrant the cost. No adequate solution to the problem of providing treatment facilities at reasonable cost in sparsely settled areas has been developed in this State. No clinics exist in two

BUREAU OF VENEREAL DISEASE CONTROL 65

rural counties, Ocean and Hunterdon. Lack of transportation at present increases the problem.

A new clinic was established in Perth Amboy, after several abortive attempts over a period of years. The proximity of this industrial city to Camp Kilmer makes the establishment of a clinic there in war time doubly important. Clinics have also been established in the Middlesex and Burlington County jails for the examination and treatment of persons committed to the institutions. These jails are near Camp Kilmer and Fort Dix, respectively, and their population has been greatly increased by arrest on charges of vagrancy, prostitution, etc., of women picked up near these military concentrations. Treatment facilities in the Atlantic County Jail have been extended as the case load increased through arrests in Atlantic City, where all large hotels are now being used by the Army. Eighty-four clinics treated this year a monthly average of 7,481 cases of syphilis and 875 cases of gonorrhoea. This is 2,000 less than the average for last year, due to the fact that many persons are able to pay for private care who could not heretofore.

The Bureau co-operated with the Farm Security Administration of the Department of Agriculture in providing diagnostic and treatment service at their camps for migrant workers set up near Bridgeton, Swedesboro and Burlington. Drugs, minor equipment and educational material was supplied by this Bureau and a medical assistant of the Bureau kept in close touch with the program. A form letter was sent to all farmers in the area urging them to have workers go to the camp for examination and treatment whether or not such workers were living at the migrant camps. The Farm Security Administration provided the services of physicians and nurses.

In addition the Bureau operated two summer clinics, one at Hightstown and one in Cranbury, where there were concentrations of migrant laborers but where the Farm Security Administration did not establish camps. As in past years, the Bureau employed local physicians and nurses to staff these clinics.

At Port Norris, New Jersey, a clinic has been established again this year for the treatment of venereal diseases in oyster shuckers who are employed in this area from September to April each year. A physician is paid by the State Health Department to operate this clinic. An average of 80 patients were under treatment at this clinic during the "R" months.

DIAGNOSTIC PROCEDURES

Satisfactory experimental work was completed in the gonococcus culture laboratories and a service by mail offered to all clinics and physicians. Public health nurses of the Bureau, through personal contact with hospitals and health agencies, interpreted the plans for the refrigeration of culture outfits

DEPARTMENT OF HEALTH

and the incubation of specimens, and secured their co-operation in acting as distribution stations for private physicians and clinics. During the year, 5,427 culture tests were made for 31 clinics and 411 tests for private physicians. The culture method has made it possible to secure laboratory confirmation of a diagnosis of gonorrhoea in many women whose tests by the microscopic smear method were negative, and has been particularly useful in demonstrating the need for careful examination and treatment of women named as contacts or as sexually promiscuous persons.

A total of 1,049,907 blood tests for syphilis were made by 93 laboratories. This is the first time the million mark has been passed. The figure includes 355,000 tests made for Selective Service.

PRENATAL AND PREMARITAL LAWS

The routine follow-up procedure established when the prenatal blood test law became effective in 1939 has been continued. Practicing physicians have been most co-operative in supplying information by questionnaire about prenatal cases which have had positive blood specimens, and public health nurses of this Bureau and the Bureau of Maternal and Child Health assist in keeping these women under regular treatment and in arranging for examination of their babies. Reluctance is encountered on the part of physicians to urge upon syphilitic mothers the necessity for having their babies blood-tested even though the babies look healthy.

PRENATAL BLOOD TESTS REPORTED BY APPROVED LABORATORIES IN NEW JERSEY

	<i>Total Number</i>	<i>Number of Positive Results*</i>	<i>Percent Positive</i>
Jan.-June 1939	19,752	272	1.38
July-Dec. 1939	23,111	368	1.59
Jan.-June 1940	25,721	354	1.33
July-Dec. 1940	27,219	381	1.38
Jan.-June 1941	30,305	421	1.39
July-Dec. 1941	32,547	453	1.39
Jan.-June 1942	39,003	545	1.38
July-Dec. 1942	39,771	718	1.81
Jan.-June 1943	30,386	400	1.31

* Positive tests contain probably 15% duplication. Number of different persons not known from all laboratories.

BUREAU OF VENEREAL DISEASE CONTROL 67

The law requiring a blood test before marriage continues to be an effective case-finding measure. The Department has approved for premarital tests the laboratories of the Army, Navy and Marine Corps. This probably accounts for the discrepancy in the figures in the following table, which shows that in 1942 and 1943 the number of persons who married was in excess of the number of blood tests reported by the civilian laboratories within the State.

PREMARITAL BLOOD TESTS REPORTED BY APPROVED LABORATORIES IN NEW JERSEY

	<i>Total Number of Tests</i>	<i>Number Positive</i>	<i>Percent Positive</i>	<i>Number of Persons Married</i>
1938—(July-Dec.)	30,801	426	1.38	28,912
1939—(full year)	68,021	928	1.36	63,790
1940—(full year)	87,622	1,120	1.28	82,118
1941—(full year)	100,947	1,384	1.37	93,076
1942—(full year)	100,391	1,510	1.50	100,906
1943—(Jan.-June)	39,512	600	1.52	41,014

EDUCATION

As has always been the policy of the Bureau, timely leaflets, bulletins and pamphlets have been freely distributed to professional persons and to the public. Social hygiene pamphlets, as well as pamphlets on venereal disease control, have been supplied to individuals and groups.

A leaflet, in the form of a letter from the Director of Health to new soldiers, warning of the danger of venereal infection, was prepared and sent in quantity to each local Selective Service Board for distribution to selectees.

All venereal disease laws were assembled and published in a booklet, Circular 234, which has been supplied to local health officers and others. This has filled a long-felt need to have the laws in readily accessible form.

To keep physicians informed of new methods in diagnosis, treatment and control, subscriptions to *Veneral Disease Information*, the monthly bulletin published by the United States Public Health Service, were sent to 700 practicing physicians who reported cases of venereal disease during the first three months of 1943.

Eight clinic physicians and the Medical Assistant of the Bureau were sent to Hot Springs, Arkansas, for a month's post-graduate course at the Public Health Service Medical Center. The benefit of the course was extended to other physicians by three news letters prepared by the group while at Hot Springs. These letters were sent to all clinic physicians and were published in *Public Health News*.

DEPARTMENT OF HEALTH

CASES OF VENEREAL DISEASE REPORTED IN NEW JERSEY,
JANUARY 1-DECEMBER 31, 1942*

<i>County</i>	<i>Gonorrhea</i>		<i>Syphilis</i>		<i>Chancroid</i>		<i>Total</i>	<i>Popu- lation</i>	<i>Rate per M.</i>
	<i>M.</i>	<i>F.</i>	<i>M.</i>	<i>F.</i>	<i>M.</i>	<i>F.</i>			
Atlantic	127	17	678	260	1	0	1,083	124,066	8.7
Bergen	122	30	396	158	1	1	708	409,646	1.7
Burlington	55	15	172	55	1	0	298	97,013	3.1
Camden	212	29	516	178	1	0	936	255,727	3.7
Cape May	25	1	91	31	1	0	149	28,919	5.2
Cumberland	50	4	255	78	0	0	387	73,184	5.3
Essex	853	383	2,568	1,187	22	2	5,015	837,340	6.0
Gloucester	55	6	137	59	0	0	257	72,219	3.6
Hudson	127	21	895	330	3	0	1,376	652,040	2.1
Hunterdon	1	1	15	29	0	0	46	36,766	1.3
Mercer	66	50	556	275	0	0	947	197,318	4.8
Middlesex	117	159	320	138	0	0	734	217,077	3.4
Monmouth	93	32	483	207	0	0	815	161,238	5.1
Morris	35	10	122	96	0	0	263	125,732	2.1
Ocean	32	6	60	32	0	0	130	37,706	3.4
Passaic	111	15	518	149	0	0	793	309,353	2.6
Salem	94	11	176	73	2	0	356	42,274	8.4
Somerset	30	1	68	22	0	0	121	74,390	1.6
Sussex	15	4	23	11	0	0	53	29,632	1.8
Union	180	61	512	194	0	0	947	328,344	2.9
Warren	14	1	28	16	0	0	59	50,181	1.2
Totals	2,414	857	8,589	3,578	32	3	15,473	4,160,165	3.7

* Reports from military camps not included in the above tables.

Report of the Bureau of Dental Health

For the Year Ending June 30, 1943

By J. M. WISAN, D.D.S., *Chief*

At its April meeting, the members of the State Board of Health voted to establish, instead of the previously designated Dental Health Program, a Bureau of Dental Health headed by a Chief. Also the State Board of Health requested the New Jersey State Rural Dental Health Committee to serve as an official advisory body of the State Department of Health. Representing State, county, and local agencies, this committee has contributed markedly to the success of the rural dental program. During the present year, aided by the Director of Health and the Chief of the Bureau of Administration, and by the active support of many health and welfare groups, the dental program was allocated a sizable budgetary increase for the next fiscal year.

ACTIVITIES

I. DENTAL HEALTH EDUCATION SERVICES

63 Dental health talks and public discussions

441 New Jersey newspaper clippings (estimated by number of clippings received from Press Clipping Bureau) of

12 Informative and report articles

2 Accredited dental health courses (15 lecture courses):

Seton Hall College (East Orange)

New Jersey State Teachers College (Red Bank)

"Children's Dentistry Journal" (co-operating with New Jersey State Dental Society) for distribution among dentists

"Dental Health" booklet prepared for classroom teachers and nurses

Co-operated with Victory Corps Program of the New Jersey State Department of Public Instruction by including dental health education in five regional conferences

DEPARTMENT OF HEALTH

II. PUBLICATION AND DISTRIBUTION OF DENTAL HEALTH EDUCATION MATERIAL

<i>Leaflets</i>	<i>Number Distributed</i>
Routine	4,737
For Parents of Preschool Age Children	4,854
Going Through School with Healthy Teeth	5,514
Expectant Mother	1,240
Letter to High School Students	276
Dental Health Bibliography (provided by New Jersey State Dental Society)	69
**Useful Baby Molars	3,019
Questions for School Children	3,401
Problems for Parents	265
Suggestions for Use of Parents Leaflet	54
Questions About Your Teeth Answered (with Essex County Dental Society)	58
Questions About Your Teeth Answered (with Hudson County Dental Society)	621
*Cancer of the Mouth (provided by New Jersey State Dental Society) ..	1,200
For Your Dental Health Card	500
Total number of leaflets distributed	25,808
 <i>Posters</i>	
Happily Entering School with Healthy Teeth	185
*Neglect of Teeth Is Personal Sabotage	371
*Dental Care Will Help You	208
*You Should See Your Dentist	744
What Is Preventive Dentistry?	50
Total number posters distributed	1,558
 <i>Seals</i>	
Dental Care Seals	3,180
 <i>Films</i>	
Let's Talk About Teeth }	
How Teeth Grow }	
Told by a Tooth }	239
Care of the Teeth }	35,888
Value of a Smile }	
The Smiles Have It }	
About Faces }	
 <i>Exhibits</i>	
Can You Eat Properly }	
Expectant Mother }	
*Prompt Dental Care for 6-Year Child }	10

* Material published during this period.

** Second printing.

BUREAU OF DENTAL HEALTH

71

	<i>Number Distributed</i>
<i>Forms</i>	
Charts and record forms	35,786

	<i>Number Distributed</i>
<i>Booklets</i>	
*Dental Health (with New Jersey State Dental Society)	315

III. CONSULTIVE SERVICES

A. Chief of Bureau

- 144 Consultive conferences with health departments, school personnel, dentists, voluntary agencies, industrial divisions
- 39 Dental committee meetings
- 53 Supervisory visits to demonstration programs
- Appointed member of national Low Income Committee of the American Dental Association Council of Dental Health
- Elected Chairman at meeting of Dental Directors of the Northeastern States
- Member of Health Education Advisory Committee of the New Jersey State Department of Public Instruction

B. Dental Health Education Advisor

- Educational Advisor aided school administrators and teachers setting up dental health education programs in Bernardsville, Leonia, Livingston, Passaic and North Arlington

IV. SURVEYS

- A. Surveys were conducted among elementary and high school boys and girls to determine dental needs and initiate intensive dental programs in Bernardsville, Leonia, Pennington, Somerville and Trenton
- B. Preschool children dental surveys were conducted in collaboration with the Summer Round-Up of the New Jersey Congress of Parents and Teachers

V. TREATMENT PROGRAMS FOR INDIGENT CHILDREN

- A. Demonstration Programs—Objective: to ascertain effective policies for urban dental programs
 - 1. Paterson—parochial school children
 - 2. North Arlington—public and parochial school children
- B. Rural Treatment Programs—Objective: to provide dental treatment for indigent children in all New Jersey rural and small communities
 - 1. Trailer Program—Middlesex and Somerset Counties
 - 2. Clinic Program—Hunterdon County
 - 3. Private Office Program—Atlantic, Camden, Cape May, Cumberland, Monmouth, Sussex and Warren Counties

* Material published during this period.

RESUME OF DENTAL TREATMENT PROGRAMS—1942-1943

PROGRAM	Number of Communities Included	Number of Dentists Employed	Number of Hours of Dentists Operated	Number of Different Patients	Total Number of Visits	Operations				Number of Different Children Completed	
						Teeth Perm.	Teeth Extracted Decid.	Teeth Filled	Other Operations		Total Operations
Atlantic County*	3	2	47½	26	84	23	41	89	14	167	9
Cape May County*	6	1	174	88	283	16	225	538	100	879	67
Cumberland County**	20	4	401	220	662	68	324	639	185	1216	118
Hunterdon County***	27	1	534½	411	1123	61	648	1106	470	2285	303
Middlesex County**	7	} {	346	261	712	192	312	500	260	1174	53
Somerset County**	16		445	331	990	88	370	840	345	1643	183
Monmouth County**	7	6	405	269	817	74	366	1119	154	1713	129
North Arlington***	1	1	995	408	2711	61	382	1971	1087	3501	373
Paterson**	1	1	1180	607	2196	237	1985	2253	583	5058	352
Sussex County*	5	2	43	58	105	12	124	94	44	274	31
Warren County	15	4	67	44	106	19	106	98	36	259	33
Winslow Township**	1	2	190	183	561	118	403	319	115	955	110
Total	109	25	4748	2846	10350	879	5286	9566	3393	19124	1961


* New Program.

** 2nd year in Operation.

*** 3rd Year in Operation.

BUREAU OF DENTAL HEALTH

NEW JERSEY STATE DEPARTMENT OF HEALTH RURAL DENTAL PROGRAM REPORTS PROGRESS 1940-1943



Report of the Industrial Hygiene Service

For the Year Ending June 30, 1943

By J. WALTER HOUGH, M.D., *Chief*

The fiscal year just ended has marked several notable achievements in the progress of the industrial hygiene movement in the New Jersey Department of Health. Among them were an enhanced volume of service to the State's industries, the introduction and delivery of a mass X-ray screening program for the public interest through the examination of industrial workers, and an appropriation of \$41,250.00 by the Legislature for operating expenses for the coming year.

COVERAGE OF STATE'S INDUSTRY

The following table shows the types of industry most frequently visited by the staff of the Industrial Hygiene Service during the past year.

<i>Industry Group</i>	<i>Number of Plants Contacted</i>	<i>Number of Workers Involved</i>
Airplane	22	47,087
Chemical	26	15,532
Electrical	18	56,194
Food	6	2,356
Foundries—aluminum, brass (non-ferrous) iron and steel	23	17,779
Fur handling	2	268
Medical supplies—soap, perfumes	14	12,562
Metal goods	88	108,969
Oil	5	1,525
Paper goods—pencils, etc.	13	6,983
Plastics—glass, pottery	23	13,264
Rubber goods	15	10,981
Shipbuilding	8	78,694
Textile	59	32,224
Transportation accessories	9	1,909
Total	331	406,327

Investigation or contacts of various types totaled 430, and were made in 331 companies. This is apart from X-ray data presented in a later section, and in itself represents an approximate two-fold increase in coverage over the activities of the first year. Sixty-two per cent of the 331 establishments visited employed less than 500 workers. It has been frequently demonstrated that the smaller companies are in greater need of the services of the Industrial Hygiene Service than the larger ones.

ENGINEERING SERVICES

Surveys were conducted in 98 plants, 35 by request, and the balance by self-initiation. During these surveys, studies were made of the environmental conditions, in regard to ventilation, chemical and other exposures, sanitation, and housekeeping. Sixty-five samples of different products and by-products suspected of containing toxic or unhealthful substances were taken for laboratory analysis. Alleged public health nuisances were investigated and reports with recommendations for their removal or control prepared for the benefit of plant engineers, maintenance men, and local health officers.

MEDICAL SERVICES

Surveys of quarters, equipment and personnel of plant medical departments were conducted in 207 industrial establishments. In co-operation with the U. S. Public Health Service, 104 extensive "Medical Service in Industry" forms of the National Institute of Health were completed. While the greater portion of the time and effort was expended in self-initiated work, it is interesting to note that 28 requests for medical counsel came in from varying sources in as many plants. Vigorous suggestions for the improvement of medical services in the industry of the State were consistently prepared and given to ranking officials of the management. Among interesting facts revealed by these surveys was the giving of physical examinations to applicants by other than qualified physicians—which was called to the attention of the Director of Health, the Secretary of the State Board of Medical Examiners, and the Chairman of the Advisory Committee on Industrial Health and Hygiene of the State Medical Society. In spite of the acceptance of such a practice from certain quarters, the department has not approved the procedure. Medical consultations in regard to occupational diseases were conducted on 27 occasions.

INDUSTRIAL HYGIENE SERVICE

77

NURSING SERVICES

In addition to many conferences and meetings attended, 54 plants were visited for the purpose of assisting in the betterment of the plant nursing program. Seventeen of these visits came as a result of requests from management. The number of nurses being employed in the industries of the State has greatly increased.

FOLLOW-UP SURVEYS

The foregoing statements have been directed toward the initial investigations which have been carried on. Follow-up visits to learn what part of the recommendation have been carried out by the individual firms have been conducted in the case of 54 firms. The amount of compliance in the accurately reported cases is better than fifty per cent. Considered from the viewpoint of the newness of the industrial hygiene work in this State and the press of the war effort, these results speak well for the co-operation and advanced thinking of the management of industry and of the worker and professional groups.

X-RAY SURVEYS

Beginning in the early part of July, 1942, X-ray surveys for tuberculosis services were begun among plants having at least 1,000 employees. During the past fiscal year, surveys have been conducted in thirteen plants. The largest group which was examined totaled 29,703. The total number of examinations were 54,795. An additional group of 14,000 is being examined at the fiscal year's end.

Tuberculosis classified as "far advanced," "moderately advanced," "minimal," or "miliary," "suspected," and "under treatment" (pneumothorax and thoracoplasty) were found in 535 individuals or .98 per cent of all those examined. These figures approximate those found in other parts of the country. Abnormal cardiac and aortic shadows were discovered in 1,666 cases or 3.04 per cent on those examined.

A portable photo-fluorographic X-ray unit was used for this purpose. The equipment and personnel were furnished by the United States Public Health Service. The Industrial Hygiene Service introduced and arranged for the delivery of this service to industries. The follow-up procedures have been carried on by the Bureau of Local Health Administration. It has been the policy in the follow-up procedure to bring about a more complete physical examination and study of the individual cases by the personal physician or a designated clinic. As a result of this year's experience, the Board of Health has taken steps to enlarge the tuberculosis work of the Department.

DEPARTMENT OF HEALTH

PUBLICITY

Effort has been expended by the members of the staff to bring to the attention of industrial concerns and those interested in industrial work, the facilities that are available from this service. This educational program has been carried out through the following means:

Leaflets on the following subjects have been prepared for free public distribution:

Respirators

Prevention of Cutting Oil Dermatitis

Nutrition

Laboratory Facilities

Engineering Field Equipment

Toilet Facilities

Toxic Limits of Various Substances

Specifications of Drinking Fountains

The Plant Medical Department

Industrial Nursing Recommendations

A Victory Committee for Health and Safety—(a labor-management co-operative plan for improving health and safety programs).

Exhibits containing medical, nursing and engineering portrayals were presented to four groups of whom 1,300 individuals made inquiries and otherwise manifested interest.

Papers were prepared for publication in three civic journals and a series of four articles pertaining to industrial hygiene were carried in one of the large State newspapers.

Lectures or talks were given to 23 groups totaling 2,689 persons. Radio interviews were conducted on seven occasions from either Newark or Trenton stations. All members of the scientific staff have collaborated in their respective capacities in carrying out a health education program to industry.

Report of the Rabies Control Program

For the Year Ending June 30, 1943

By H. H. BAIR, D.V.M., *Veterinarian-in-Charge*

The Rabies Control Unit was established in the New Jersey State Department of Health as of January 1, 1942 under *chapter 151, P. L. 1941*, an act for the uniform control and licensing of dogs and kennels to aid in preventing the spread of rabies.

THE INCIDENCE OF RABIES IN NEW JERSEY

According to reports received in the Rabies Control Unit of the State Department of Health for the fiscal year ending June 30, 1943, 111 cases of rabies were reported, a decrease of more than 50% over the previous fiscal year.

QUARANTINE ESTABLISHED BY THE NEW JERSEY STATE DEPARTMENT OF HEALTH

Due to the prevalence of rabies in Hunterdon County, a quarantine was imposed in December of 1942 which was not lifted until August of 1943.

Acting under authority invested in it by the statute, a quarantine was also imposed in the County of Bergen, requiring all local boards of health in Bergen County to order the owners of dogs to confine all such animals in a pen, enclosure, or building except when on leash accompanied by a responsible person. This quarantine was established as of December 18, 1942 and released as of October 15, 1943.

VIOLATORS FINED FOR NON-LICENSING OF DOGS

Violators of *R. S. 4:19-15.2* were summoned to court on complaint of the State Department of Health, 230 of whom were fined in accordance with the statute.

DEPARTMENT OF HEALTH

VIOLATORS OF QUARANTINE IN BERGEN COUNTY

Violators of *R. S. 26:4-84* (Quarantine) were summoned to court for allowing dogs to run at large, six of whom were fined in accordance with the statute.

MONEYS COLLECTED FOR REGISTRATION TAG FEES

From July 1, 1942, to July 1, 1943, \$75,561.15 in dog registration tag fees were forwarded to the New Jersey State Department of Health in accordance with the Rabies Control Act.

Records received by the Rabies Control Unit indicate a dog population in New Jersey of 302,245 for the fiscal year July 1, 1942 to July 1, 1943.

NUMBER OF ESTABLISHMENTS IN THE STATE OF NEW JERSEY

According to records received by the Rabies Control Unit of the State Department of Health there are approximately 382 licensed dog-keeping establishments; that is, dog kennels, pet shops, shelters and pounds.

Report of the Bureau of Engineering

For the Year Ending June 30, 1943

By H. P. CROFT, C.E., *Chief Engineer*

No. 1—NUMBER OF WATER AND SEWAGE PROJECTS EXAMINED AND APPROVED FROM JULY 1, 1942, TO JUNE 30, 1943

<i>Character of Projects</i>	<i>Number of Projects</i>	<i>Number of Applying Municipalities, Commissions or Companies</i>	<i>Number of Plans</i>	<i>Engineers' Estimates of Cost</i>
<i>Sewage:</i>				
Sewer extensions	19	14	31	\$117,300.00
Alterations and additions to sewer systems, sewage and/or industrial waste treatment plants	12	12	28	244,400.00
New sewage and/or industrial waste treatment works, systems and appurtenances..	12	12	80	733,000.00
<i>Water:</i>				
Alterations, improvements and additions to waterworks	37	36	70	250,229.00
New systems and supplies	10	10	28	111,086.00
Totals	90	84	237	\$1,456,015.00
Total of engineers' estimates of cost for the fiscal year ending June 30, 1942				\$5,435,951.00

No. 2—INSPECTIONS MADE AND CERTAIN ACTIONS TAKEN FROM JULY 1, 1942, TO JUNE 30, 1943

Inspections, special water	205
Inspections, routine water	170
Inspections, special sewage	284
Inspections, railroad certification	51
Inspections, creamery, laundry, dairy, tomato and phenol wastes	21
Inspections, cross-connection	23
Inspections, watershed	25
Inspections, factory establishments on potable watersheds	5
Complaints, water; conferences, hearings and meetings	99
Complaints, sewage; conferences, hearings and meetings	88

Three hundred and thirty-one man-working days were spent on stream and/or river investigations; 28 man-working days were spent in attending court trials and serving court papers; 169 man-working days were spent in attending meetings, conferences, hearings, etc.; 228 man-working days were spent in the administration of sewage and water treatment plant operators in pursuance of the provisions of R. S. 58:11-14 through 18 and *chapter* 206, P. L. 1938; 245 man-working days were spent on the Raritan River survey; 41 man-working days were spent on the Delaware River survey; 4 man-working days were spent on sanitary surveys; 250 man-working days were spent in the investigation of rural school water supplies; 6 man-working days were spent at a decontamination school; 414 man-working days were spent on defense in sewage and water; 50 man-working days were spent on mutual aid in water supplies.

The following man-working days were spent in the investigation of sewage treatment plants:

Atlantic City	7
Burlington	10
Raritan Township (Camp Kilmer)	4
Rutherford, East Rutherford and Carlstadt	84½

Sanitary inspections were made upon the following streams and/or rivers:

Black River	Metedeconk Run
Calmus Brook	Molly Ann Brook
Crooked Brook	Passaic River
Days Brook	Peckman River
Deal Lake	Rahway River
Green Brook	Rancocas Creek
Hackensack River	Raritan River
Hudson River	Rockaway River
Lawrence Brook	Shrewsbury River
Metedeconk River	

Cases of stream pollution found to be abated	15
Cases referred to the Attorney-General for prosecution	18
Notices issued to cease stream pollution	36
Notices issued to Boards of Education to prohibit the use of water unless treated and/or purified in accordance with R. S. 58:11-1	7
Notices issued in accordance with the State Sewerage Act, R. S. 58:12-1	12
Notices issued in accordance with the Potable Water Act, R. S. 58:10-1	10
Notices issued to abate nuisances or sources of foulness in accordance with R. S. 26:2-43	9
Notices issued to construct additional units and/or devices	1
Notices issued to cease the delivery or sale of water from an unapproved source of supply in accordance with R. S. 58:11-2	1

BUREAU OF ENGINEERING

83

Notices issued to cease distribution of water unless purified, in accordance with R. S. 58:11-1	9
Notices issued in accordance with chapter 308, P. L. 1942, to cease physical connections between approved sources of water supplies and unapproved water supplies	3
Order of Necessity issued in accordance with R. S. 40:1-16	2
Resolutions, miscellaneous	5
Resolutions holding in abeyance notices served	3
Resolutions rescinding notices	16
Resolutions to institute proceedings in Chancery Court for writs to restrain	2
Resolutions disapproving plans	1
Resolutions and/or other official communications requesting Attorney-General to discontinue cases	8
Resolutions granting permission to locate and establish factories on potable watersheds	6
Resolutions rescinding permits and approvals issued	3
Resolutions approving plans	2
Resolutions removing supplies from list of public water supplies	2
Resolutions relating to operators of sewage and water plants	5
Resolutions removing plants from list of sewage treatment plants	1
Writs of injunction	1

Report of Bureau of Food and Drugs

For the Year Ending June 30, 1943

By WALTER W. SCOFIELD, *Chief*

The Bureau of Food and Drugs enforces laws passed by the Legislature to prevent the adulteration and misbranding of foods, drugs, devices and cosmetics, and also those laws passed to prevent the handling, preparation, storage and transportation of foods or drugs under unclean conditions.

During the past year work has been concentrated upon those problems of food control resulting from shortages due to the war and from the desire of manufacturers to lower standards or to substitute inferior materials. Shortages of such basic foods as coffee, sugar, butter, cream, dried milk and meat afforded most unusual opportunities for the unscrupulous to substitute materials of little or no value for these important foods. In the case of these foods the buyer could not prove the substitution which would result in fraud of major proportions in addition to the loss of valuable food elements.

A large number of samples of coffee, butter and cream have been collected by agents of this Department as sold to the public. A very small percentage of the samples of coffee, butter or cream was found to differ from the standard for these foods. We found no cases of adulteration of coffee. It was learned that cereal substitutes were sold widely for use in place of coffee but the packages of these substitutes were labeled clearly. With very few exceptions samples of butter were found to meet the standard. Oleomargarine was sold in large quantities but packages of this food were marked clearly to inform buyers of the nature of the product. A small percentage of the samples of cream were found to fall below the legal standard of 16% butterfat and a very few samples of cream were found to contain thickening agents. Careful investigations were made of the preparation of foods and beverages normally containing sugar for the purpose of ascertaining whether or not artificial sweetening agents were used. Saccharin was found in only one beverage.

During December, January, February and March, an unusual practice in connection with the retail distribution of meats was observed. It was found that the large meat packing concerns were grinding beef in their large estab-

lishments located in different cities of the Mid-West where the ground beef was frozen into slabs and shipped into New Jersey. Repeated complaints were received by the State Department of Health about this hamburger containing an excessive quantity of fat. Agents of the Bureau collected a large number of samples of hamburger as sold from the retail markets of New Jersey and, upon laboratory examination, this ground beef was found to contain between 25% and 42% fat. At this time reports were received that there was an acute shortage of glycerine in this country for use in the manufacture of explosives. Housewives were requested to save fats resulting from cooking and return them to their butcher, who, in turn, would turn them over to the Government for use in the manufacture of explosives. The housewives were obliged at times to buy this ground beef containing approximately one-third fat and pay prices ranging from thirty-five cents to fifty cents per pound for the same. When this ground beef was cooked, the fat would then remain in the pan and butchers reported that only a relatively small amount of fat had been returned by the housewives.

The question as to the quantity of fat which should be permitted in ground beef or hamburger was taken up with the Federal Meat Inspection Service and we were advised that that agency permitted up to 30% of fat in hamburger prepared in establishments operating under their inspection. When the rationing of meat went into effect, the Office of Price Administration established a standard of 28% fat in ground beef or hamburger. Both of these standards were excessively high and the sale of ground beef containing from 25 to 40% of fat constituted a great fraud upon the public. Releases were given to the press advising buyers of beef to demand that the beef be ground in their presence. Agents of the Bureau purchased a representative number of samples of beef which had been ground in their presence at their request before their identity was disclosed. These samples were found to contain between 5 and 15% of fat and indicated that the practice of including excessive quantities of fat in ground beef was contrary to the desires of the buying public. Similar complaints were received by the Bureau during this period that pork sausage contained excessive quantities of fat. Samples were collected and examined and were found to vary from 40 to 65% of fat. This question was taken up with the Federal Meat Inspection Service and we were advised that trimmable pork fat could be added to the pork sausage up to 50% of the product.

The State Board of Health at its meeting in May adopted a resolution on this subject. This resolution reads as follows:

WHEREAS, There is a serious shortage of glycerine in this country, a product used in the manufacture of explosives; and

WHEREAS, Glycerine is manufactured from fats; and

BUREAU OF FOOD AND DRUGS

87

WHEREAS, It has come to the attention of the Bureau of Foods and Drugs of the Department of Health of the State of New Jersey that excessive quantities of fats are being ground by meat packers in this country in the preparation of hamburger (ground beef) and also in pork sausage; and

WHEREAS, The distribution and sale of pork sausage and hamburger containing excessive quantities of fat ranging, in the case of pork sausage, from 40% to 65% fat and, in the case of hamburger, from 25% to 40% fat, at prices ranging from 30 cents to 50 cents per pound, results in depriving consumers of the protein meat which they need at this time; and

WHEREAS, The sale at retail of such comminuted meats containing excessive fats results in a waste of a large percentage of the fat because of the inability of the housewife to utilize the fat;

THEREFORE, BE IT RESOLVED, That the State Board of Health protests against the practice of meat-packing firms preparing comminuted meat products containing excessive fat for distribution and sale in this State and points out that enormous quantities of fat can be secured from the meat packers of this country and that the market value of such fats varies from 5 cents to 10 cents per pound.

The action of the State Board of Health in connection with the adoption of this resolution received wide publicity. As a result of this action, large quantities of hamburger were withdrawn from the retail market in New Jersey because of the refusal of buyers to purchase the same even at the time of extreme shortage.

INSPECTION OF HOTEL AND RESTAURANT KITCHENS AND DRUG STORE LUNCHEONETTES

The employment of many people in war industries, particularly housewives, has caused more people than ever before to patronize public eating places. It is increasingly difficult to secure labor willing to perform the disagreeable tasks of washing dishes and cleaning cooking and kitchen equipment at wages below that paid in other industries.

The preparation and the service of food or drink in glasses, containers or kitchen equipment which have not been thoroughly washed and rinsed after use may result in the transfer of living micro-organisms capable of causing disease. Consequently, the Bureau has demanded that all eating, drinking and kitchen equipment be cleansed thoroughly before re-use.

In the inspection of kitchens of public eating places, particular attention has been paid to the protection of perishable foods by proper refrigeration, to the measures taken to prevent contamination of foods by insects and rodents and to the proper disposal of garbage.

During the year, 1,657 inspections have been made of hotel and restaurant kitchens and drug store luncheonettes.

DEPARTMENT OF HEALTH

DAIRY FARM AND MILK PLANT INSPECTION

Title 24, chapter 10, articles 1-3-4-5-6-11, Revised Statutes of New Jersey, provide for a licensing system, govern the production, handling and distribution of milk, cream and milk products in this State and place upon the State Department of Health the responsibility for assuring the fitness of these articles of food.

The same statutes place upon local boards of health of the various municipalities the responsibility for enforcing these statutes within their respective jurisdictions. In the enforcement of these statutes it has been found that but few of the local boards are adequately equipped with funds or the trained personnel necessary to meet the demands of the law.

Local boards of health are encouraged to co-operate with each other and to enforce the law in so far as they are able to do so and to advise this Department in a manner that will avoid unnecessary duplication of effort.

Because of the wide field from which milk and milk products are obtained, and the tremendous number of milk plants and dairies to be inspected, it is necessary to place much of the responsibility for inspection upon the dealers in the industry who are expected to know that the articles which they offer for sale to the public are satisfactory for food.

Our inspectors act in the manner of supervisors, suggesting direction of the efforts of inspectors of local boards of health, as well as inspectors employed by milk companies, in the inspection of dairies and milk plants, selecting for special attention those sources of milk and milk products which are of questionable repute.

The national defense program has resulted in extensive changes in the order of business in many milk plants, necessitating additional supplies of milk. As a result of these changes in the milk industry, this Department has been called upon to accept milk and milk products from numerous sources which ordinarily have not seemed to be desirable sources of milk and milk products for distribution in this State. In this connection it seems only fitting to express our appreciation for the excellent co-operation received from the men engaged in the milk industry and from officials of this and other States. During this emergency period it has been necessary to issue some temporary emergency permits for the distribution of milk and milk products without making inspection of the sources as has been our custom in recent years.

During the past fiscal year numerous special investigations were made at milk pasteurizing plants, following the receipt of laboratory reports, indicating there was some question as to whether or not milk was being adequately pasteurized. In some instances the records, equipment and methods at the plants appeared entirely satisfactory. In a number of cases it was found that the

BUREAU OF FOOD AND DRUGS

89

pasteurizing temperature was slightly below 142° Fahrenheit as shown by a test of the thermometer; in other cases it was found that the milk was not held for the full thirty minutes required by law. Milk pipe line pockets appeared as potential sources of raw milk contamination of so-called pasteurized milk. The results of these investigations indicate clearly the need for exacting greater care in the supervision and operation of milk pasteurizing plants to secure the safety of milk and milk products for food.

The following table shows the number of inspections of milk plants and dairy farms made by representatives of this Department during the year:

<i>State</i>	<i>Number of Inspections of Milk Plants</i>	<i>Number of Inspections of Dairies</i>
Maryland	1	27
New York	18	296
New Jersey	2,191	4,961
Pennsylvania	10	168
	2,220	5,452

The following table shows the number of reports of inspections of milk plants and dairy farms received from local boards of health of this State:

<i>State</i>	<i>Number of Inspections of Milk Plants</i>	<i>Number of Inspections of Dairies</i>
Delaware	1	46
Indiana	2	90
Maryland	2	180
Michigan	1	44
New York	56	4,004
Pennsylvania	46	3,437
	108	7,801

MILK MISBRANDING

During the year it became the practice of certain milk dealers to sell milk under special symbols. A section of the State law provides that this may be done providing a statement regarding the meaning of such symbols and the food value of the milk is filed with this Department. A number of such statements were filed with this Department during the year. It has also become a practice for certain dealers to label packages of milk with the minimum butterfat content of the milk. For example, the statement "Minimum Butter-

fat 4%” is used on bottle caps by certain dealers. While this idea of informing the purchasers of the fat content of the milk is an excellent idea and is encouraged by the Department, in a considerable number of cases the milk so labeled has been found to contain considerably less fat than the amount declared upon the cap or label. False and misleading information on packages of milk constitutes “misbranding” within the meaning of the law and many penalties have been collected for such violations during the year.

A number of samples of milk have been found to be misbranded in that the correct day of pasteurization of the milk did not appear upon the package. For instance, milk pasturized on a particular day, such as Monday, may be offered for sale bearing the words “Pasteurized Tuesday.” Such a practice constitutes “misbranding” under the law and it has been necessary to impose penalties in a number of cases. The consumer is entitled to know the truth regarding the day and place of pasteurization of milk and every effort will continue to be made to enforce this requirement of the law.

COLLECTION OF SAMPLES OF MILK, CREAM AND MILK PRODUCTS

During the year 5,281 samples of milk and cream collected by agents of this Department were examined chemically. None of these samples contained preservatives and a very small number of samples of milk had been adulterated with water. A small percentage of the samples collected failed to meet the legal standards for total solids or for milk fats.

ICE CREAM FACTORY INSPECTION

Inspections have been made of 685 ice cream manufacturing plants in this State and in adjoining States where ice cream is manufactured for distribution and sale in New Jersey. Our inspections show that these plants are, in general, operated in a satisfactory manner.

During the year, 624 samples of ice cream, sherbets and ices were collected for analyses to determine if the legal standard was maintained. In the case of five samples, which were deficient in butterfat, prosecutions were authorized for the collection of penalties.

BAKERY INSPECTION

During the year 2,004 inspections have been made of bakeries in this State. Particular attention has been given to the cleanliness of equipment and to the storage of ingredients used in bakery products. During the year, agents of the Bureau have stressed the importance of protecting flour and other ingredients used in bakery products from contamination by rodents and rodent excreta.

BUREAU OF FOOD AND DRUGS

91

Where flour and grains are stored, it is common to find rats, mice and insects, and unless great care is exercised by bakers, infestation of flour is bound to occur. We have had an excellent response from bakers on the whole and it is planned to continue this work during the coming year.

During the year 29 informal hearings have been held to show cause why prosecutions should not be instituted for violations of the *Sanitary Act*.

CANNING FACTORY INSPECTION

During the year, 129 inspections were made of canning factories where fruits and vegetables are packed. On the whole a high standard of sanitation in our factories was maintained. At two factories unsound vegetables were being packed and the following table shows the quantity of canned foods condemned and destroyed under the supervision of agents of the Bureau:

	<i>Number of Cans</i>	<i>Size of Cans</i>
Canned pumpkin	5,263.....	No. 10
Canned pumpkin	366.....	No. 2½
Tomato pulp	1,602.....	No. 10
Tomato pulp	26,472.....	No. 2½
Tomato pulp	3,082.....	5 gal.

The Bureau will continue to inspect and maintain the high standard of sanitation in our New Jersey canneries.

SUMMARY OF EXAMINATIONS OF SAMPLES OF DRUGS AND COSMETICS

Certain drugs were selected for collection and examination for the purpose of ascertaining whether or not these articles were prepared and sold in accordance with the official definitions and standards and also with the provisions of law which require the declaration of the active ingredients, of adequate directions for use and adequate warnings against unsafe use.

The following table shows the total number of the different drugs collected in these surveys together with the number of each which were found to comply with the provisions of the law, the number which differed from the official standard and the number which were misbranded:

<i>Product Collected</i>	<i>Number Collected</i>	<i>Number Misbranded</i>	<i>Number Adulterated</i>	<i>Number Properly Labeled and Standardized</i>
Burow's Solution	61	21	6	34
Castor oil	8	8
Cod liver oil	69	5	..	64
Cosmetics	107	1	..	106
Cough remedies	73	51	..	22
Epsom Salts	8	8
Mild tincture of iodine	35	23	5	9
Mineral oil	1	1
Olive oil	70	38	..	32
Phenol camphor	19	14	3	2
Saturated solution of boric acid	50	33	33	17
Saturated solution of potassium iodide	46	32	15	3
Sodium nitrate tablets	3	3
Solution of hydrogen peroxide.	2	2
Sulfathiazole	4	4
Zinc oxide ointment	90	8	..	82
Miscellaneous drugs	97	19	12	66

In certain cases where flagrant violations of the law were found, prosecutions were instituted for the collection of the penalties fixed by the law.

In many cases of misbranding in which adequate directions for use and adequate warnings against possible dangers in use were omitted, warnings were sent to the persons or firms preparing and distributing the articles to correct these labelings.

BUREAU OF FOOD AND DRUGS

93

PENALTIES

During the year, \$10,504.92 was collected in penalties and costs for violations of the Food and Drug Laws.

FEES

The following fees were collected during the year for licenses and permits:

657 Milk permits	@	\$25.00	\$16,425.00
17 Goat milk permits	@	10.00	170.00
23 Ice cream plant licenses	@	100.00	2,300.00
8 Ice cream plant licenses	@	50.00	400.00
13 Ice cream plant licenses	@	25.00	325.00
34 Ice cream plant licenses	@	10.00	340.00
497 Ice cream plant licenses	@	5.00	2,485.00
38 Cold storage licenses	@	10.00	380.00
2 Narcotic drug licenses	@	50.00	100.00
40 Narcotic drug licenses	@	5.00	200.00
<hr/>			
1,329			\$23,125.00
Refund of \$40.00 in case of overpayment for an ice cream plant license			—40.00
<hr/>			
			\$23,085.00

SAMPLES OF MILK, CREAM, FOODS, DRUGS COLLECTED FOR ANALYSES

	<i>Above Standard</i>	<i>Below Standard</i>	<i>Misbranded</i>	<i>Total</i>
Milk and cream	4,959	140	221	5,281
Foods	1,481	357	21	1,859
Drugs	448	100	239	737
Miscellaneous	22	4	1	26
	<hr/>	<hr/>	<hr/>	<hr/>
	6,910	601	482	7,903

DEPARTMENT OF HEALTH

SANITARY INSPECTIONS MADE OF ESTABLISHMENTS WHERE FOODSTUFFS ARE PRODUCED,
PREPARED, PACKED, STORED OR OTHERWISE HANDLED*Inspections*

Apple cider plants	18
Bakeries	2,004
Candy factories	47
Canning factories	129
Cold storage warehouses	299
Dairies	4,961
Dehydration plants	36
Drug manufacturing plants	188
Drug stores	85
Egg breaking establishments	97
Fish smoking establishments	2
Gelatin factories	1
Ice cream plants	685
Jelly and jam manufacturing plants	5
Meat markets	176
Meat packing establishments	84
Milk plants	2,091
Miscellaneous food establishments	2
Non-alcoholic beverage establishments	374
Pickling plants	12
Poultry slaughterhouses	118
Restaurants	1,657
Shellfish shipping plants	1,609
Shellfish shucking plants	204
Miscellaneous shellfish inspections	138
Slaughterhouses	807
Wineries	1

 15,830

BUREAU OF FOOD AND DRUGS

95

COLD STORAGE

Section 24:9-12 of the *Revised Statutes* (the Cold Storage Act), provides that the State Director of Health shall extend the period of storage beyond twelve months for any particular article of food, providing the food is found to be in proper condition for further storage. A report on each particular lot of food on which extensions of time were granted shall be included in the annual report of the Director of Health. During the last fiscal year from July 1, 1942, to June 30, 1943, extensions of time were granted for the storage of food in cold storage, as follows:

<i>Quantity</i>	<i>Article</i>	<i>Extension Granted</i>
3,140 pounds	Fresh fish	2 months
11,872 boxes	Cheese	3 months
15,939—30-pound cans	Egg yolk	3 months
3,074—30-pound cans	Whole egg	2 months
5,952—30-pound cans	Whole egg	1 month
1,451—30-pound cans	Egg whites	3 months
66,800 pounds	Fresh meat	3 months
16,700 pounds	Fresh meat	1 month
660 pounds	Poultry	1 month

In each case where extensions of time were granted, the articles were examined and found to be in suitable condition for the additional period of storage.

SUMMARY OF THE KINDS AND AMOUNTS OF FOODS IN COLD STORAGE WAREHOUSES IN NEW JERSEY ON THE LAST DAY OF EACH MONTH DURING THE YEAR 1942-1943

ARTICLE	July 1942	August 1942	September 1942	October 1942	November 1942	December 1942	January 1943	February 1943	March 1943	April 1943	May 1943	June 1943
Eggs, cases	371,605	349,992	280,035	197,045	123,799	39,720	44,261	66,191	186,989	257,557	306,336	365,076
Eggs, broken, lbs.	8,826,458	8,477,373	8,054,706	6,844,110	5,651,130	4,745,208	4,298,660	5,425,071	6,772,828	4,290,264	5,318,671	5,296,122
Cheese, lbs.	15,931,098	11,900,982	11,478,841	9,184,358	7,053,282	9,897,219	8,531,932	6,220,840	4,927,241	6,984,085	6,894,782	4,779,640
Butter, lbs.	14,613,918	13,772,158	9,205,633	6,913,217	3,113,797	1,862,803	1,274,611	964,812	2,503,298	4,637,533	9,128,126	15,309,807
Poultry, lbs.	4,614,517	6,411,524	6,995,885	7,756,412	9,063,675	7,045,095	5,536,473	3,580,381	2,284,674	3,137,906	1,945,619	1,623,350
Fresh meats, lbs.	12,639,510	10,491,107	10,504,195	11,739,006	14,859,944	18,078,346	20,665,611	23,255,034	25,950,538	26,260,736	23,895,739	21,748,833
Fresh fish, lbs.	5,960,836	6,434,353	6,258,331	5,319,873	5,544,627	4,669,356	3,516,059	1,685,702	698,487	1,619,083	3,836,556	5,169,185
Milk and milk products, lbs.	1,341,509	945,122	1,027,405	1,137,843	1,031,360	964,882	848,506	715,696	540,487	623,506	484,682	1,260,435
Edible fats and oils, lbs.	6,918,002	5,303,339	5,308,362	5,764,573	5,253,011	9,798,220	13,022,203	11,715,972	8,968,140	6,579,976	9,118,859	23,068,484
Game, lbs.	1,895	15	1,718	2,119	4,048	6,156	9,944	270	2,246	2,550	349
Miscellaneous articles, pkgs.	457,887	437,855	717,023	1,140,076	1,225,914	1,214,215	973,109	969,126	851,250	779,544	660,716	773,499

BUREAU OF FOOD AND DRUGS

97

SANITARY SHELLFISH CONTROL

Sanitary Shellfish Control includes surveys of growing waters, inspection of shippers and dealers, and bacteriological examinations of shellfish and the waters from which they are taken. Closed polluted areas are patrolled, and special investigations made of doubtful areas.

This work is carried on by three trained bacteriologists with the aid of three field laboratories equipped with boats. In addition, the State Shellfish Laboratory Boat, "Inspector," is engaged in water survey and patrol work for about six months each year during the warm weather. This boat carries a crew of three men, and traveled the length of the Inland Waterway along the coast, and up Delaware Bay and River to a point above Camden. The use of this boat permits investigations at remote points to be conducted in minimum time.

The institution of several Army camps on tidal waters or tributaries has required a close watch on waters receiving untreated or treated sewerage from these sources. New industrial plants, including boat building establishments, have also been located close to shellfish growing waters, causing pollutions which have menaced the cleanliness of the waters, and necessitated frequent inspections and sampling to establish the fitness of such waters as a source of marine food.

Untreated sewage and trade wastes have resulted in such extensive pollution of Raritan Bay that the small approved shellfish area remaining open in Sandy Hook Bay is under frequent reinspection. Increase in pollution due to wartime activities and shortages stands as an ever-present threat to many valuable shellfish producing areas, and a challenge to the control force to see that only clean shellfish reach the markets.

During June, 1943, another in the series of trips up the Delaware River was taken to study the water pollution problem from Rancocas Creek to the center of Delaware Bay. This was a joint investigation by representatives of this Bureau and of the Bureau of Engineering. The extensive pollution existing in the Camden-Philadelphia area must be watched to observe its effect on the important oyster-growing area in Delaware Bay.

Investigation of waters adjoining Cape May was necessitated by the completion of a boat canal across Cape May County, which connects the coastal waterway with Delaware Bay.

During the year there were examined 1,733 samples of water ; 279 samples of shucked oysters ; 274 samples of shell oysters ; 546 samples of hard clams ; 140 samples of soft clams and 4 samples of mussels, making a total of 2,976 samples examined in the various laboratories.

There were also made 1,609 inspections of shellfish handling establishments ; 204 inspections of shucking establishments and 138 miscellaneous inspections, totaling 1,951 inspections. There were 322 establishments granted shellfish shipping certificates by the Department.

Report of the Bureau of Bacteriology

For the Fiscal Year Ending June 30, 1943

By J. V. MULCAHY, *Chief*

With the ending of the fiscal year June 30, 1943, a strong increase has been evident in all types of specimens examined, but particularly among the blood and spinal fluids for evidence of syphilitic infection. Over 341,000 specimens were examined the past year, with syphilis specimens constituting 301,000. This figure is an increase of 22,943 over that of 1942.

Premarital blood tests amounted to 43,261 during the past year of which 559 or 1.3% were positive.

These figures are of course exclusive of those specimens examined in the approved laboratories in the State which perform standard blood tests in accordance with the premarital and prenatal laws requiring that these tests be performed in approved laboratories.

The examinations made during the year are shown in the table below :

TABLE I

TOTAL NUMBER OF SPECIMENS EXAMINED DURING FISCAL YEAR ENDING	
JUNE 30, 1943	
Diphtheria	4,997
Tuberculosis	8,457
Typhoid fever	3,145
Typhoid bacilli (feces and urine)	4,809
Gonorrhea	9,113
Syphilis	301,152
Miscellaneous specimens	9,397
Total	341,070

There has been a steady yearly increase in the number of specimens examined and accentuates the need for larger quarters to care for these examinations. The unfavorable conditions under which this work is now carried on is recognized by the Director and the Board members of the Department of Health and is a post-war project that should be undertaken early in that period to properly house the laboratory in an adequate building.

The table below shows the increase in Wassermann tests made each year since the year 1937.

TABLE II

1937	68,140
1938	97,854
1939	160,663
1940	201,418
1941	256,781
1942	278,209
1943	301,152

Premarital blood tests were made on 43,261 applicants for marriage license. However, there was a considerable number of marriage licenses issued to service men who had their blood tests made in army, navy or other service laboratories.

This Department recognizes blood tests made in all service laboratories besides those made in all state laboratories and some of the larger nearby cities. This list of laboratories appears in the report of this Bureau for the year ending June 30, 1942. As additional States enact premarital laws this list is corrected and kept up to date and will be furnished upon request or will be published when such changes occur.

The following table shows the number of tests made in this laboratory from applicants required to have tests made before a marriage license can be issued and tests made on specimens from expectant mothers as required by the prenatal law.

TABLE III

Number of premarital tests	43,261
Number of positive premarital tests	559
Number of prenatal tests	37,124
Number of positive prenatal tests	318
Number of Kahn tests	12,952
Number of Kline tests	35,723

On all history slips sent in with the specimen the examining physician must note that the blood is from an applicant for a marriage license. Failure to do so results in no certificate being sent, thus delaying the marriage plans in some cases.

In reviewing the other types of examinations undertaken by the laboratory it is remarkable to note the reduction in the examination of suspected rabies and also the decrease in the number of specimens found positive totaling only eight as against over 200 only five years ago. These figures are shown in the following tabulation.

BUREAU OF BACTERIOLOGY

TABLE IV

YEARLY TOTALS OF ANIMALS EXAMINED FOR RABIES FROM 1934 TO 1943

	1934	1935	1936	1937	1938	1939	1940	1941	1942	1943
Positive	86	72	150	82	138	262	116	76	45	8
Negative	93	94	121	138	110	237	140	144	129	103
Unsatisfactory	10	12	12	12	17	26	15	7	17	15
Total	189	178	283	232	265	525	271	227	191	126

When no evidence is found in an animal by the microscopic examination and the information furnished with the specimen shows that a person or persons were bitten by the animal, several small animals (Swiss mice) are inoculated as an additional test. During the year no mice developed rabies.

These inoculations together with other animal inoculations are shown in the following table:

TABLE V

ANNUAL INOCULATIONS FOR FISCAL YEAR ENDING JUNE 30, 1943
GUINEA PIG INOCULATIONS FOR TUBERCLE BACILLI

	<i>Positive</i>	<i>Negative</i>	<i>Unsatisfactory</i>
Urine	3	51	7
Pleural fluid	8	23	1
Sputum	9	41	2
Gastric contents	25	2
Spinal fluid	3	10	1
Chest fluid	5	10	..
Pus	3	2	..
Joint fluid	1	..
Feces	3	..
Blood	1	..
Thumb fluid	1
Fluid from kidney	2	1
Total	32	169	14

GUINEA PIG INOCULATIONS FOR VIRULENCE TESTS FOR DIPHTHERIA

<i>Positive</i>	<i>Negative</i>	<i>Unsatisfactory</i>
1	10	..

SWISS MICE INOCULATIONS FOR RABIES

	<i>Positive</i>	<i>Negative</i>	<i>Unsatisfactory</i>
Dog brains	81	..
Cat brains	14	..
Rat brain	1	..
Pig brain	1	..
Total	97	..

The miscellaneous specimens including many time-consuming examinations are listed in the following table:

TABLE VI

MISCELLANEOUS SPECIMENS EXAMINED, POSITIVE, NEGATIVE AND UNSATISFACTORY
DURING FISCAL YEAR ENDING JUNE 30, 1943

<i>Specimen for</i>	<i>Positive</i>	<i>Negative</i>	<i>Unsatisfactory</i>
Rabies	8	103	15
Amœba	1	1
Anthrax	3	16	..
Bacterial infection (blood, body fluids, pus, feces, sputum, urine, etc.)	740	103	5
B. tuberculosis (body fluids, feces, pus, urine, etc.)	62	346	8
B. Typhosus (blood, bile, water, etc.)	3	14	1
Paratyphoid fever	2	1,617	15
B. paratyphosus (feces, urine, bile and water)	16	998	1
B. dysentery (feces, urine and water)	8	112	1
Dysentery (blood reaction for)	1	14	..
Gonococcus infection (eye smears)	4	42	..
Gonococcus infection (urine)	1	..
Hemolytic streptococci (throat cultures)	131	866	..
Malarial parasite (blood)	21	..
Meningococci	2	60	2
Ophthalmia neonatorum	19	..	1
Ova and parasites	7	513	13
Pneumonia	11	44	..
Rocky Mountain spotted fever (blood reaction for)	3	102	1
Undulant fever (blood reaction for)	117	1,564	13
Feces (culture for type of organism)	2	..
B. abortus (agglutination test of cow's milk)..	1	1	..
Treponema pallida	6	1
Trichinosis	1	2	..
Tularemia	1	41	..
Typhus fever (blood reaction for)	16	..
Vincent's angina	101	247	1
Special examination of eating utensils	294	697	2
Other unusual examinations	59	168	5
Total	1,594	7,717	86
Grand total			9,397

BUREAU OF BACTERIOLOGY

103

RABIES SPECIMENS, SPECIES OF ANIMALS, POSITIVE, NEGATIVE AND UNSATISFACTORY,
EXAMINED DURING FISCAL YEAR ENDING JUNE 30, 1943

Dogs—positive, 8; negative, 85; unsatisfactory, 13
 Cats—negative, 13; unsatisfactory, 2
 Cows—negative, 3
 Rat—negative, 1
 Pig—negative, 1

As the number of specimens increases, a larger number of mailing cases for the collection of specimens is required. These mailing cases comply with the postal regulations for the transmission of specimens through the mails. It is becoming more difficult to purchase a sufficient number of these cases. Due to the unusual demand for industrial examinations the number of laboratory outfits is being rapidly depleted. As these outfits are returned with specimens they are reassembled and reused.

In order to maintain the necessary supply, outfits must be kept in active circulation. Physicians should request only a sufficient number for their immediate use in sending specimens to the Department of Health laboratory. All partially assembled mailing outfits or unused outfits that may be in the possession of physicians, laboratories or hospitals should be returned to the laboratory of the State Health Department so that we may keep them in circulation. Over 372,000 of these mailing cases were assembled and distributed during the past year.

It will be seen from the tables that follow the various examinations made and the scope and extent of the work of the laboratory.

SPECIMENS EXAMINED FOR DIPHTHERIA BACILLI DURING FISCAL YEAR
ENDING JUNE 30, 1943, BY MONTHS

<i>Month</i>	<i>Positive</i>	<i>Negative</i>	<i>Unsatisfactory</i>	<i>Total</i>
July	4	456	7	467
August	1	276	10	287
September	7	315	11	333
October	5	583	9	597
November	14	308	1	323
December	16	360	13	389
January	5	491	17	513
February	379	8	387
March	3	396	5	404
April	2	567	10	579
May	381	6	387
June	1	320	10	331
Total	58	4,832	107	4,997

During the year eight tests were made for the virulence of the diphtheria bacillus.

104

DEPARTMENT OF HEALTH

SPECIMENS EXAMINED FOR TUBERCLE BACILLI DURING FISCAL YEAR
ENDING JUNE 30, 1943, BY MONTHS

<i>Month</i>	<i>Positive</i>	<i>Negative</i>	<i>Unsatisfactory</i>	<i>Total</i>
July	101	644	15	760
August	78	487	11	576
September	89	452	7	548
October	82	659	17	758
November	95	575	15	685
December	76	610	13	699
January	83	523	6	612
February	93	613	8	714
March	107	694	7	808
April	89	617	8	714
May	91	693	12	796
June	88	684	15	787
Total	1,072	7,251	134	8,457

SPECIMENS EXAMINED FOR TYPHOID FEVER REACTION DURING FISCAL YEAR
ENDING JUNE 30, 1943, BY MONTHS

<i>Month</i>	<i>Positive</i>	<i>Negative</i>	<i>Unsatisfactory</i>	<i>Total</i>
July	4	277	3	284
August	16	271	6	293
September	7	279	8	294
October	7	171	10	188
November	2	221	13	236
December	1	244	5	250
January	2	252	10	264
February	6	259	6	271
March	7	304	7	318
April	208	2	210
May	243	2	245
June	3	279	10	292
Total	55	3,008	82	3,145

BUREAU OF BACTERIOLOGY

105

SPECIMENS OF FECES AND URINE EXAMINED FOR TYPHOID BACILLI DURING FISCAL YEAR
ENDING JUNE 30, 1943, BY MONTHS

<i>Month</i>	<i>Positive</i>	<i>Negative</i>	<i>Unsatisfactory</i>	<i>Total</i>
July	8	510	17	535
August	8	410	11	429
September	7	389	18	414
October	12	627	25	664
November	5	417	14	436
December	9	402	10	421
January	7	280	9	296
February	12	347	15	374
March	7	258	13	278
April	5	232	7	244
May	2	353	14	369
June	1	331	17	349
Total	83	4,556	170	4,809

SPECIMENS EXAMINED FOR GONOCOCCI (PUS SMEARS) DURING FISCAL YEAR
ENDING JUNE 30, 1943, BY MONTHS

<i>Month</i>	<i>Positive</i>	<i>Negative</i>	<i>Unsatisfactory</i>	<i>Total</i>
July	150	703	17	870
August	118	733	14	865
September	121	725	20	866
October	114	683	19	816
November	90	621	26	737
December	73	553	17	643
January	58	531	27	616
February	51	606	23	680
March	56	712	17	785
April	68	604	20	692
May	58	639	20	717
June	92	715	19	826
Total	1,049	7,825	239	9,113

DEPARTMENT OF HEALTH

MISCELLANEOUS SPECIMENS EXAMINED DURING FISCAL YEAR
ENDING JUNE 30, 1943, BY MONTHS

<i>Month</i>	<i>Positive</i>	<i>Negative</i>	<i>Unsatisfactory</i>	<i>Total</i>
July	133	686	8	827
August	140	776	16	932
September	107	572	13	692
October	80	601	4	685
November	132	623	6	761
December	90	554	4	648
January	139	600	3	742
February	158	570	8	736
March	195	652	6	853
April	150	724	3	877
May	139	620	3	762
June	131	739	12	882
Total	1,594	7,717	86	9,397

SPECIMENS OF BLOOD AND SPINAL FLUID EXAMINED FOR SYPHILIS (COMPLEMENT
FIXATION TEST) DURING FISCAL YEAR ENDING JUNE 30, 1943, BY MONTHS

<i>Month</i>	<i>Positive</i>	<i>Doubtful</i>	<i>Negative</i>	<i>Unsatisfactory</i>	<i>Total</i>
July	1,344	629	23,900	851	26,724
August	1,370	529	22,396	848	25,143
September	1,248	761	24,648	706	27,363
October	1,490	1,361	25,513	573	28,937
November	1,223	930	20,501	543	23,197
December	1,101	635	21,656	739	24,131
January	939	570	21,730	873	24,112
February	1,193	606	19,762	804	22,365
March	1,131	755	22,544	621	25,051
April	1,147	634	20,361	457	22,599
May	1,135	489	20,815	539	22,978
June	1,337	512	24,804	1,899	28,552
Total	14,658	8,411	268,630	9,453	301,152

MUNICIPALITIES, ARRANGED BY COUNTIES, FROM WHICH RABID ANIMALS WERE
RECEIVED DURING FISCAL YEAR ENDING JUNE 30, 1943

- Essex County—Cedar Grove, 5.
- Hunterdon County—Clinton, 1.
- Morris County—Dover, 1.
- Union County—Cranford, 1.

BUREAU OF BACTERIOLOGY

107

MAILING CASES FOR THE COLLECTION AND TRANSMISSION OF SPECIMENS SUPPLIED TO
 PHYSICIANS AND REPOSITORIES THROUGHOUT THE STATE DURING
 FISCAL YEAR ENDING JUNE 30, 1943

Diphtheria mailing cases	7,198
Tuberculosis mailing cases	11,036
Typhoid fever mailing cases	2,076
Gonorrhoea mailing cases	10,140
Feces and urine mailing cases	6,820
Syphilis mailing cases	335,302
Ophthalmia neonatorum mailing cases	24
	<hr/>
Total	372,596

CULTURE MEDIA PREPARED DURING FISCAL YEAR ENDING JUNE 30, 1943

Endo agar	80,000 c. c.
Brilliant green agar	20,000 c. c.
Plain agar	180,000 c. c.
Triptone agar	10,000 c. c.
Double strength broth	680,000 c. c.
Single strength broth	550,000 c. c.
Brilliant green bile	270,000 c. c.
Tryptose media	2,000 c. c.
Dilution water	76,800 c. c.
	<hr/>
Total	1,868,800 c. c.

Report of Bureau of Chemistry

For the Year Ending June 30, 1943

By JOHN E. BACON, *Chief*

The Bureau of Chemistry makes chemical and bacteriological examinations of samples of foods, drugs, water, sewage and trade wastes collected by the Department's representatives in the enforcement of the public health laws of New Jersey. The facilities of the laboratory are also extended to local boards of health, State Department of Public Instruction, State Purchasing Commissioner, New Jersey State Police, Fish and Game Commission, Milk Control Board, State institutions and State Tax Department. Analyses are also made of various samples of foods and supplies purchased under specifications for institutional use, rural school waters submitted by local boards of education, drinking water, lakes and streams from camps maintained by benevolent associations and other miscellaneous samples.

Assistance is given to local boards of health and water works laboratories desiring to install chemical control or supplement existing laboratory facilities. Instructions in chemical procedures are given the personnel of such laboratories when requested.

There were 18,088 samples of foods, drugs, water, sewage and miscellaneous preparations examined during the past year, a decrease of over 22% in the number examined last year, due to curtailment of activities caused by loss of personnel to the armed forces.

SAMPLES ANALYZED IN WATER AND SEWAGE LABORATORY FROM JULY 1, 1942, TO JUNE 30, 1943

Month	Public water supplies	Pay samples	Miscellaneous samples	Camp samples	State and County Institution samples	Dairy samples	Bottled water samples	School supplies	Bathing water samples	Stream samples	Sewage samples	Trade waste samples	Sand samples	Experimental samples	Total samples
1942															
July	916	9	109	86	17	4	24	4	11	91	126	69	2	1,468
August	599	10	93	27	8	5	11	16	59	21	30	879
September	377	4	86	1	10	2	9	93	4	67	474	46	1,173
October	523	9	56	17	5	4	103	1	37	56	12	57	880
November	460	5	46	13	3	94	12	16	14	2	30	695
December	318	9	35	7	97	1	95	2	20	584
1943															
January	318	6	29	18	2	156	126	19	28	50	752
February	170	10	35	8	82	42	297	65	115	824
March	215	14	53	9	5	67	2	30	198	8	105	706
April	296	9	63	12	2	55	61	16	69	2	84	669
May	325	10	47	1	12	3	100	6	51	10	6	75	646
June	330	7	65	13	14	5	17	59	7	191	84	29	3	38	862
Totals	4,847	102	717	128	145	36	54	921	42	722	1,453	382	15	574	10,138

BUREAU OF CHEMISTRY

111

TABLES SHOWING NUMBER AND CHARACTER OF SAMPLES EXAMINED IN FOOD AND DRUG
LABORATORY DURING THE FISCAL YEAR ENDING JUNE 30, 1943

	<i>Above Standard</i>	<i>Below Standard</i>	<i>Total</i>
Milk	4,421	78	4,499
Bacteriological milk	79	..	79
Milk (pasteurization test)	202	39	241
Buttermilk	13	13	26
Cream	240	7	247
Ice cream and frozen products	560	35	595
Sour cream	151	35	186
Butter	189	5	194
Cheese	14	..	14
Coffee	28	..	28
Cranberry sauce	8	10	18
Eggs (frozen, and egg products)	33	..	33
Fruit (tested for filth)	1	7	8
Hamburg	349	12	361
Jams, jellies, etc.	12	2	14
Olive oil	115	2	117
Pork products	122	8	130
Pumpkin (canned)	17	..	17
Shortening (vegetable and other)	68	..	68
Soft drinks	69	22	91
Tomato products	125	108	233
Miscellaneous samples	14	8	22
Total food samples	6,830	391	7,221
Boric acid solutions	28	41	69
Burow's solution	46	12	58
Camphor products	8	11	19
Castor oil and Castoria	12	..	12
Cod liver oil	68	..	68
Cosmetics	85	..	85
Cough remedies	65	..	65
Crude drugs	12	..	12
Ephredine (in miscellaneous samples)	10	..	10
Iodine, tincture	37	6	43
Iron sulphate	2	9	11
Prophylactics	57	7	64
Potassium iodide	8	19	27
Sulfathiazole preparations	28	..	28
Zinc oxide ointment	85	..	85
Miscellaneous drugs	20	4	24
Blood count and blood sugar	7	..	7
Urinalysis	42	..	42
Total drug samples	620	109	729
Total food and drug samples	7,450	500	7,950

Report of the Bureau of Maternal and Child Health

For the Calendar Year 1942

By JULIUS LEVY, M.D., *Consultant*

MATERNAL MORTALITY

Although the number of births continued to increase, 13,708 more than in 1941, the deaths from puerperal causes has continued to decline. The maternal mortality rate was 1.9 per 1,000 live births, a reduction of .7 since 1941. Only ten years ago, the maternal mortality rate was 5.7. Educational activities, individual visits by public health nurses to expectant mothers, investigations of puerperal deaths, and the co-operation of the Maternal Welfare Committee of the State Medical Society have been contributing factors in the reduction of the maternal mortality in the past few years.

Probably, because of improved economic conditions, the nurse delivery service decreased from 1,153 deliveries in 1941 to 897 in 1942. The nurse delivery service has been available to the low-wage group families. Physicians may also call in a consultant in these cases but only six were called during the year.

INFANT MORTALITY

New Jersey's infant mortality rate for 1942 is 31, four points less than the lowest rate ever attained by the State and one of the lowest rates in the entire country. The mortality rate for infants under one month of age has also decreased two points. However, the stillbirth rate remains stationary.

When the Bureau was organized 25 years ago, the infant mortality rate was 112 per thousand live births. If this rate had maintained for the past 25 years, 85,962 babies would have died and conversely, if the 1942 rate of 31 had maintained for the past 25 years 49,555 babies would have lived.

BABY KEEP-WELL STATIONS

There were 190 Baby Keep-Well Stations conducted under the supervision of the Bureau throughout the State. Physicians served in 113 of these stations. In 75 of these stations, doctors served who were paid from Social Security funds. In 32 stations, doctors served who were paid from local funds or without compensation.

EXTENSION ACTIVITIES

There were 243 maternal and child health nurses under the supervision of the Bureau, an increase of sixteen nurses. Most of the additional nurses were placed in areas where there was an influx of war workers with their families.

Nurses were placed in the following communities for the demonstration period:

<i>Bergen County</i> —	<i>Gloucester County</i> —	<i>Salem County</i> —
Bergenfield	Clayton	Deepwater
East Paterson	Swedesboro	Pennsgrove
<i>Burlington County</i> —	<i>Hunterdon County</i> —	Pennsville
Florence Twp.	Harmony Twp.	<i>Somerset County</i> —
Pemberton Twp.	<i>Mercer County</i> —	Manville
<i>Camden County</i> —	Hamilton Twp.	<i>Union County</i> —
Audubon	<i>Morris County</i> —	Elizabeth
Gloucester City	Dover	Winfield Park
<i>Cumberland County</i> —	Wharton	<i>Warren County</i> —
Millville	<i>Passaic County</i> —	Hackettstown
	Paterson	Phillipsburg

The communities that assumed the nurses' salary or a portion of it were:

<i>Atlantic County</i> —	<i>Gloucester County</i> —	<i>Morris County</i> —
Atlantic City	E. Greenwich	Boonton
Buena Vista Twp.	Paulsboro	Boonton Twp.
Egg Harbor City	Swedesboro	Butler
Estell Manor	<i>Hunterdon County</i> —	Mt. Arlington
Weymouth Twp.	Alexandria Twp.	<i>Salem County</i> —
<i>Bergen County</i> —	Frenchtown	Oldsman Twp.
Fairview	Milford	Pittsgrove Twp.
Hillsdale	Stockton	<i>Union County</i> —
Westwood	<i>Mercer County</i> —	Hillside
<i>Burlington County</i> —	Hamilton Twp.	<i>Warren County</i> —
Riverside	<i>Middlesex County</i> —	Alpha
<i>Camden County</i> —	Carteret	Hope Twp.
Clayton	E. Brunswick Twp.	Knowlton Twp.
Gloucester Twp.	Sayreville	Mansfield Twp.
<i>Cumberland County</i> —		
Millville		

BUREAU OF MATERNAL AND CHILD HEALTH 115

EDUCATIONAL ACTIVITIES

Five classes covering a period of six weeks each were conducted to prepare the new field nurses to carry out the program of the Bureau. A total of 54 nurses attended. Since many attending the classes had no previous public health preparation or experience, the curriculum included history, objectives and principles of public health nursing.

A refresher course was conducted for eight of the nurses who have carried on the program for periods of three to fourteen years. The class was conducted for two weeks during the vacation period. There have been 36 requests for another refresher course during the coming year.

No attempt was made to arrange for an annual conference or for regular institutes during the year because of the reduced travel facilities due to war conditions.

The nurses were encouraged to take courses at nearby Universities to obtain public health credits. There were 115 nurses under the supervision of the Bureau who took 127 such courses during the year.

QUALIFICATIONS OF NURSES

For a number of years the Bureau has recommended that higher qualifications be required of nurses before they are certified by the Civil Service Commission, and that in accordance with these higher requirements, higher salaries be allowed. In 1940 it was recommended that in addition to completion of a four-year high school course, graduation from an accredited training school for nurses, registration in New Jersey, that at least one year's nursing experience after graduation should be required and that qualifications should include one semester of a public health nursing course giving academic credits.

These recommendations have been made several times through the Department to the Civil Service Commission. The Commission, however, has felt that it was impractical to make these requirements for their examinations.

In 1942, the Department asked the heads of Bureaus employing nurses to recommend standards and qualifications which would apply to the nurses employed in the Department. The Bureau chiefs considered the question and submitted to the Department general standards which should apply to all nurses with only one or two special requirements for nurses carrying on special work.

STATISTICAL SUMMARY OF NURSES' WORK

Of the 243 field nurses supervised by the Bureau, 150 were paid entirely by the communities in which they work, 31 were paid entirely by the State or from Social Security Funds, and 62 were paid partly by the State and partly by the communities.

These nurses had under their supervision 15,500 expectant mothers; 40,485 infants; 66,326 children between one and six years of age; and 134,676 school children.

Visits made in the homes by the nurses		589,118
To expectant mothers	50,875	
To babies	200,260	
To children one to six years	167,039	
To school children	79,324	
Post-partum	45,810	
Visits to Baby Keep-well Stations		64,719
By babies	47,502	
By pre-school children	17,217	
Prenatal advice (expectant mothers) cases supervised		15,500
Total pregnancies terminated	11,173	
Infant care, total babies supervised		40,485
New cases	17,427	
Prenatal advice (expectant mothers) cases supervised		15,500
Total pregnancies terminated	11,173	
Infant care, total babies supervised		40,485
New cases	17,427	
Post-partum, cases supervised		16,592
Pre-school care (children one to six supervised)		66,326
New cases	22,606	
Illnesses and defects detected (not including school child)		14,509
Corrected	7,638	
Cases referred to proper authorities for care or correction		13,468
Prenatal	3,720	
Post-partum	3,877	
Relief	1,297	
Contagious disease suspected	3,303	
Tuberculosis suspected	464	
Venereal disease suspected	107	
Unsanitary conditions	700	
Referred to family physician for care		13,555
Child Hygiene Leagues (number classes conducted)		1,440
Nurses assisted at dental sessions		2,805
Children under five years of age vaccinated		10,621
Children under five years of age immunized		14,688
School Children—		
Inspections (annual, general or assisting doctor)		811,418
Defects detected	106,126	
Defects corrected	48,641	
Children immunized	3,668	
Cultures taken	86	

BUREAU OF MATERNAL AND CHILD HEALTH 117

During the year there were 279 classes for lay groups and school children arranged and taught by the nurses under supervision. Outlines for these classes (with the exception of the Red Cross First Aid courses) were furnished by the Bureau.

<i>Classes</i>	<i>Number</i>	<i>Attendance</i>
Mother's and prenatal	28	180
Home nursing	87	340
First aid	68	2,044
Little Mothers' League	96	1,440
Total	279	4,004

AUDIOMETER

The audiometer, rented to Boards of Education, was in constant use during the school year. There were 9,954 children given the initial test. There were 7,704 re-tests and 1,241 hearing defects found. The children with defects were referred to their family physicians.

MIDWIFERY

There were 235 licensed, registered midwives, a decrease of 14 since 1941. Of the 235 midwives, all but 24 were supervised by the State Department of Health; these were supervised by a local Department. Only 32 midwives delivered more than 12 cases a year and 83 delivered none.

Although there was an increase of 13,708 births since 1941, the midwives delivered only 1.4%, a decrease of .4.

<i>Year</i>	<i>Total Births</i>	<i>Births Delivered by Midwives</i>	<i>Percentage of Births Delivered by Midwives</i>
1918	70,935	30,000	42.2
1923	76,530	16,645	23.
1928	68,297	11,352	16.6
1933	56,072	5,135	9.1
1938	56,042	2,117	4.
1941	67,104	1,233	1.8
1942	80,812	1,283	1.4

The midwives, under State supervision, referred for health supervision by doctor or clinic 431 of their prenatal cases. The midwives reported 64 abnormal cases. In 58 instances, physicians were called and three cases were sent to hospitals.

There were seven investigations made by the supervisors to find out if midwives were guilty of malpractice.

Midwives referred directly to the Crippled Children's Commission cases of congenital deformities.

Twelve midwives in Essex County completed the Refresher Course and attended lectures in connection with the course.

There were 22 meetings held by county associations with a total attendance of 288. Local physicians gave lectures and the supervisors gave various demonstrations.

One midwife had her license revoked and one had her license suspended during the year.

MATERNITY HOMES

There were 23 maternity homes licensed by the New Jersey State Department of Health. There were two new applications and 21 renewals.

The number of cases delivered in these homes was 1,016. There was one maternal death, 11 infant deaths and 18 stillbirths. Regular monthly inspections were made of all maternity homes and all abnormal cases were investigated.

ILLEGITIMATE BIRTHS

There were 1,640 births out of wedlock among New Jersey residents including twenty sets of twins.

<i>Year</i>	<i>Total Births</i>	<i>O. W. Births</i>	<i>Percent Illegitimate</i>	<i>Mothers Under 21</i>
1938	56,602	1,455	2.5	781 (53%)
1939	56,859	1,413	2.4	770 (53%)
1940	59,328	1,531	2.5	820 (52%)
1941	67,104	1,604	2.3	830 (52%)
1942	80,182	1,640	2.0	878 (53%)

MENTAL HYGIENE

Because of the difficulties of travel arrangements and the increased responsibilities of the nurses on a community level, the services of the mental hygiene advisor were suspended for the duration of the war. . . . It is felt that the splendid foundation for preventive mental health work which the nurses received as a result of their contacts with the advisor, will act as a basis for continued study and practice until such a time as it is felt feasible to continue with this feature of the program.

BUREAU OF MATERNAL AND CHILD HEALTH 119

CO-OPERATION WITH OTHER AGENCIES

The director has served on a number of committees throughout the State with members of other agencies for the furtherance of maternal and child health services. Among these were the Student Farm Service and the Committee for Day Care for Children of Mothers in Industry, Maternal Welfare Committee and Public Health Committee of the New Jersey Medical Society and as an associate Fellow of the Academy of Pediatrics, advisor to the New Jersey Chapter.

Throughout the State many nurses under supervision of the Bureau have served in the various communities as key nurses in local defense organizations. They have also availed themselves of evening refresher courses at nearby hospitals and other courses set up by local defense groups, in order to prepare themselves for special services in the event of emergencies and to supplement the shortage of nurse power due to war conditions.

REVISIONS

To meet the changing needs in conditions for boarding children in foster homes, the Bureau worked out and suggested a revision of Chapter VIII of the State Sanitary Code so that now local Boards of Health have authority to require foster homes giving only day care, even without compensation, to obtain a permit or license before accepting children. This will prevent children being boarded with undesirable persons or in undesirable places.

NEWER ACTIVITIES

Through the United States Children's Bureau, a plan was approved and an appropriation made of \$10,000 for the obstetrical care of wives and pediatric care of the children of non-commissioned men in the 4th, 5th, 6th and 7th grades in military service. Because of the limited sum, the plan was limited to South Jersey.

The plan was approved by the Welfare Committee of the Medical Society of New Jersey and an advisory committee was appointed to assist the Bureau of Maternal and Child Health in its application. Several meetings have been held with this committee.

Publicity for the plan was given through the *Journal* of the Medical Society, a general meeting in Camden and through public health nurses, various social agencies and local newspapers.

DEPARTMENT OF HEALTH

The plan started in October. During the balance of the year, 82 applications were authorized, 77 for obstetrical care and 5 for pediatric care. Many letters of appreciation have been received from the wives of the men in military service.

Since this time, a new plan has been approved to include the wives and infants of men in military service in the entire State.

Report of the Bureau of Vital Statistics

Statistics for the Calendar Year 1942

By WALTER R. SCOTT, *State Registrar and Chief*

A Bureau of Vital Statistics has existed in New Jersey since 1879 and a statistical report published each year. The statistics compiled by the Bureau during this long period have been largely responsible for activities which caused a decline in the total death rate from 18.4 per 1,000 population in 1879 to 10.9 in 1942 and in the rate from respiratory tuberculosis from 251.0 to 40.9 per 100,000 population.

The Bureau has the custody of more than ten million records of births, marriages and deaths which date back to 1848. The records for the period 1848 to 1887 were collected by the Secretary of State and turned over to the State Board of Health in 1888. Prior to 1888 the annual report of the Bureau of Vital Statistics of the State Board of Health was prepared from records not in offices of the Board.

During the past year the Bureau supervised the registration of births, marriages and deaths throughout the State and supplied the forms necessary to obtain registration of vital events within the State.

Monthly and annual statistical tables were compiled and published and in addition, a large amount of special statistical data was compiled for the use of public and private institutions and agencies interested in disease and accident prevention. Electrical tabulating machinery, which was installed in 1915, was used in the preparation of the data. The statistical work done by the Bureau has been invaluable to other Bureaus of the Department, particularly the Bureau of Maternal and Child Health in the reduction of infant and maternal mortality.

Certified copies of the birth, marriage and death records were issued individuals and interested agencies which part of the work has been particularly important during the present emergency. During the fiscal year 1942-1943,

97,383 searches of the records were made and copies of certificates found issued for which \$87,634.53 were received in fees. Nine thousand seven hundred and forty-eight of the searches and certified copies were for purposes exempted from charge by law.

During the year, the Bureau received, examined, classified, indexed and permanently filed approximately 210,000 birth, marriage and death certificates, part of which records were for unreported births which occurred during previous years. The annual growth of the records requires approximately 200 cubic feet of storage space.

More than 100,000 premarital certificate forms were received and examined, a duty placed upon the Bureau at the adoption of the law requiring an examination for syphilis prior to the issuance of a marriage license.

Nine hundred and eighty original birth records were sealed and new certificates containing the names obtained by adoption made, as prescribed by *Chapter 215, Laws of 1940*.

A WPA Project sponsored by the Bureau and the Division of Vital Statistics of the Federal Bureau of the Census, was discontinued. The work done by the employees on the project included the indexing of marriage records, searching the birth records and preparing certified copies of certificates.

An increased State appropriation made possible the employment of eight additional clerks to assist in searching the birth records, issuing copies of certificates found and processing delayed birth registration records.

Photostatic equipment, paid for from funds appropriated for Civilian Defense, was placed in operation. The installation of the equipment has greatly facilitated the issuance of certified copies of records. The Bureau is prepared to supply limited photostatic service to other branches of the Department.

The Department acknowledges the splendid co-operation of the State Library, which furnished several thousand census certificates for use as proof for the addition of Christian names to existing birth records and for the delayed registration of unrecorded births. The Department of Institutions and Agencies also materially assisted the Bureau of Vital Statistics by furnishing photostatic copies of unbound birth and death certificates pending the time when photostatic equipment was obtained by the Bureau.

BUREAU OF VITAL STATISTICS

123

Funds for the employment of a field agent urgently needed to better supervise registration throughout the State were again denied by the Legislature.

GENERAL SUMMARY

	1920	1930	1940	1942
Births registered, tabulated and indexed..	76,431	68,282	59,328	80,812
Stillbirths registered, tabulated and indexed	3,221	2,647	1,543	2,066
Marriages registered, tabulated and indexed	31,327	28,499	41,059	50,498
Deaths registered, tabulated and indexed..	40,820	43,190	45,206	46,270
Total records registered, tabulated and permanently filed	151,799	142,618	147,136	179,646
Searches made and certified copies issued for which fees were received	4,664	10,523	38,431	97,383
Certified copies issued and searches made in pension and other cases for which no fees were received	4,232	6,938	11,300	9,748
Fees returned to State Treasurer for searches and certified copies	\$4,051	\$9,601	\$31,614.52	\$87,634.53

CHARTS AND TABLES—1942

Table 1. Births, marriages, deaths and rates, 1879-1942.

Table 1a. Births, marriages and deaths by months.

Table 1b. Births, marriages, deaths and deaths under one year of age by counties, cities, boroughs and townships.

Table 2. Deaths by age groups, with the percentage of each group of total deaths, 1942.

Chart 1. Births and deaths per 1,000 population, 1880-1939.

Table 3. Deaths of infants under five years of age and percentage of total deaths, 1904-1942.

Table 4. Number of births, stillbirths, deaths under one month, deaths under one year and maternal deaths with rates per 1,000 live births, 1906-1942.

Table 5. Deaths under one month, stillbirths and maternal deaths per 1,000 live births, by counties and certain cities.

Table 7. Births, birth rates, deaths under one year and infant mortality rates, by counties and cities.

Chart 2. Deaths from typhoid fever per 100,000 population, 1880-1939.

Table 8. Comparison between typhoid fever death rates in New Jersey and the United States Registration Area, 1933-1942.

Table 10. Typhoid fever rates by counties, 1933-1942.

Chart 3. Deaths from measles per 100,000 population, 1880-1939.

Chart 4. Deaths from scarlet fever per 100,000 population, 1880-1939.

Chart 5. Deaths from whooping cough per 100,000 population, 1880-1939.

- Chart 6. Deaths from diphtheria per 100,000 population, 1880-1939.
 Chart 7. Deaths from respiratory tuberculosis per 100,000 population, 1880-1939.
 Table 12. Cancer and other malignant tumors by sex, age periods and organs affected.
 Table 12a. Cancer and other malignant tumors by part of body affected and color of decedent.
 Chart 8. Deaths from cancer and other malignant tumors per 100,000 population, 1880-1939.
 Table 13a. Violent or accidental deaths.
 Table 13b. Motor vehicle fatalities.
 Table 13c. Accidental deaths by type of injury.
 Table 13d. Accidental deaths by counties.
 Table 13e. Accidental deaths by months.
 Table 13f. Accidental deaths by ages.
 Table 14. Percentage of the various causes of total deaths and of each sex of total.
 Table 15. Death rates, total, white and colored, from important causes, per 100,000 total, white and colored population.
 Table 16. Deaths (exclusive of stillbirths) by causes and months of death.
 Table 17. Deaths (exclusive of stillbirths) from each cause of the Abridged International List, by age, sex and color.
 Table 18. Deaths (exclusive of stillbirths) by causes, by days, weeks and months of the first year of life.
 Table 19. Deaths (exclusive of stillbirths) under one year of age, by causes and months of death.
 Table 20. Deaths (adjusted for residence) from each cause, Detailed International List, in the counties of New Jersey and selected municipalities of 5,000 or more inhabitants in 1930.
 Table 22. Deaths by causes, sex, color and age periods in the counties and cities having 50,000 or more inhabitants in 1940. (County figures include cities which follow):

<i>Atlantic County—</i>	<i>Gloucester County—</i>	<i>Ocean County—</i>
Atlantic City		
<i>Bergen County—</i>	<i>Hudson County—</i>	<i>Passaic County</i>
	Bayonne	Passaic City
<i>Burlington County</i>	Hoboken	Paterson
	Jersey City	
<i>Camden County—</i>	Union City	<i>Salem County—</i>
Camden City		
<i>Cape May County—</i>	<i>Hunterdon County—</i>	<i>Somerset County—</i>
<i>Cumberland County—</i>	<i>Mercer County</i>	<i>Sussex County</i>
	Trenton	
<i>Essex County—</i>	<i>Middlesex County—</i>	<i>Union County</i>
East Orange		Elizabeth
Irvington	<i>Monmouth County—</i>	<i>Warren County—</i>
Newark		
	<i>Morris County—</i>	

BUREAU OF VITAL STATISTICS

125

Population.—Due to the extensive migration of war workers and their families and the absence of persons serving with the armed forces it was decided to use the Government estimate of the civilian population of the State as of May 1, 1942, in the computation of rates for the State. The estimated population, 4,226,426, was partly based on sugar registration data. Since estimates for counties and cities were not available, where rates have been computed, the Federal census figures as of April 1, 1940, were used.

Births.—The number of births for 1942 was 80,812 which was equivalent to a rate of 19.1 per 1,000 population. Total births, reported showed an increase of 13,708 over the number for 1941. The 1941 total, 67,104, was 7,776 greater than the number for the previous year. Births, which decreased rapidly from 74,193 in 1925 to 54,841 in 1934, have shown an increase from 1936 on.

The number of illegitimate births reported for 1942 was 1,632, of which 805 were babies born to colored mothers. The figures for 1941 were 1,771 and 830, respectively.

Marriages.—The number of marriages reported for 1942 was 50,498, an increase of 3,960 over the number for the previous year. The marriage rate was 11.9 compared with 11.1 for 1941 and 9.9 for 1940.

Deaths.—The number of resident deaths for 1942 was 46,270. The death rate for the year, 10.9, was the same as the rate for 1941. The rate for the decade ranged from 10.5 in 1932 to 11.0 in 1937.

Stillbirths.—The number of stillbirths reported for 1942 was 2,006. The number for the previous year was 1,732. The 1942 rate was 24.8 per 1,000 live births. The rate for the colored population was 36.3.

DEPARTMENT OF HEALTH

TABLE 1—POPULATION; BIRTHS, MARRIAGES AND DEATHS REPORTED WITH RATES PER 1,000 POPULATION

YEAR	Estimated Population	BIRTHS		MARRIAGES		DEATHS	
		Number of births reported	Birth rate per 1,000 population	Number of marriages	Marriage rate per 1,000 population	Number of deaths	Death rate per 1,000 population
1879	1,110,489	23,116	20.8	7,096	6.3	20,440	18.4
1880	1,133,731	23,650	20.8	7,963	7.0	18,967	16.7
1881	1,165,112	23,484	20.1	8,109	6.9	20,812	17.8
1882	1,196,493	23,108	19.3	8,837	7.3	25,959	21.6
1883	1,227,874	24,430	19.8	9,186	7.4	23,310	18.9
1884	1,259,256	25,263	20.0	8,968	7.1	21,716	17.2
1885	1,290,638	24,077	18.6	8,989	6.9	23,807	18.4
1886	1,322,020	25,497	19.2	12,351	9.3	22,734	17.1
1887	1,353,402	27,340	20.2	15,416	11.3	24,331	17.9
1888	1,384,784	28,074	20.2	16,025	11.5	27,173	19.6
1889	1,416,166	29,099	20.5	15,726	11.1	26,543	18.7
1890	1,448,589	30,103	20.7	15,564	10.7	28,530	19.6
1891	1,482,462	28,882	19.3	15,305	10.2	28,840	19.3
1892	1,536,336	30,627	19.9	16,082	10.4	32,685	21.2
1893	1,580,209	32,285	20.4	17,178	10.8	30,596	19.3
1894	1,624,083	33,662	20.7	16,245	10.0	30,004	18.4
1895	1,667,957	31,742	19.0	15,878	9.5	30,634	18.3
1896	1,711,831	31,207	18.2	18,370	10.7	30,767	17.9
1897	1,755,705	31,595	17.9	18,171	10.3	29,822	16.9
1898	1,799,578	32,515	18.0	13,213	7.3	27,337	15.1
1899	1,843,452	29,419	15.9	13,336	7.2	30,999	16.8
1900	1,889,184	32,270	17.0	14,611	7.7	31,474	16.6
1901	1,935,361	34,812	17.8	16,539	8.4	31,739	16.2
1902	2,021,539	35,116	17.3	18,150	8.9	31,319	15.4
1903	2,087,716	37,242	17.8	19,512	9.3	31,820	15.2
1904	2,153,893	38,751	17.9	18,919	8.7	35,298	16.3
1905	2,220,070	39,689	17.8	20,572	9.2	33,864	15.2
1906	2,286,247	42,677	18.6	21,580	9.4	35,670	15.6
1907	2,352,424	44,651	18.9	23,640	10.0	37,408	15.9
1908	2,418,601	47,405	19.6	23,155	10.8	35,597	14.7
1909	2,484,778	47,508	19.1	29,724	11.9	36,359	14.6
1910	2,550,445	53,942	21.1	27,912	10.9	39,494	15.4
1911	2,614,177	58,133	22.2	25,014	9.5	38,612	14.7
1912	2,677,909	60,073	22.4	26,821	10.0	37,772	14.1
1913	2,741,642	61,432	22.4	27,697	10.1	39,425	14.3
1914	2,805,374	65,403	23.3	28,528	10.1	39,967	14.2
1915	2,869,106	66,476	23.1	27,694	9.6	39,435	13.7
1916	2,932,838	70,211	23.9	31,169	10.6	43,376	14.7
1917	2,996,569	75,309	25.1	30,060	10.0	43,532	14.5
1918	3,060,301	74,549	24.3	23,989	7.8	60,852	19.8
1919	3,124,034	70,935	22.7	29,281	9.3	39,979	12.7
1920	3,199,092	76,431	23.8	31,327	9.7	40,820	12.7
1921	3,285,475	78,172	23.7	27,815	8.4	37,362	11.3
1922	3,371,859	74,479	22.0	27,114	8.0	40,086	11.8
1923	3,458,243	74,611	21.5	28,730	8.3	41,294	11.9
1924	3,544,627	76,530	21.5	27,601	7.7	40,531	11.4
1925	3,631,011	74,193	20.4	27,672	7.6	41,749	11.4
1926	3,717,395	72,386	19.4	28,424	7.6	44,396	11.9
1927	3,803,779	72,799	19.1	28,316	7.4	41,562	10.9
1928	3,890,163	70,076	18.0	29,120	7.4	44,555	11.4
1929	3,976,546	68,297	17.1	30,257	7.6	45,746	11.5
1930	4,044,300	68,282	16.9	28,490	7.0	43,190	10.7
1931	4,056,200	64,078	15.8	26,468	6.5	44,135	10.9
1932	4,068,100	61,215	15.0	22,840	5.6	42,828	10.5
1933	4,080,000	56,972	13.7	24,453	6.0	43,380	10.6
1934	4,091,800	54,841	13.4	28,991	7.1	43,547	10.6
1935	4,103,700	55,059	13.4	29,724	7.2	43,267	10.5
1936	4,115,600	54,145	13.2	32,771	8.0	44,659	10.9
1937	4,127,500	55,197	13.4	36,190	8.8	45,312	11.0
1938	4,139,400	56,602	13.7	31,006	7.5	44,045	10.6
1939	4,151,300	56,859	13.7	31,805	7.7	43,837	10.6
1940	4,163,100	59,328	14.3	41,059	9.9	45,206	10.9
1941	4,189,900	67,104	16.0	46,538	11.1	45,971	10.9
1942	4,226,426	80,812	19.1	50,498	11.9	46,270	10.9

BUREAU OF VITAL STATISTICS

127

TABLE 1A.—BIRTH, MARRIAGES AND DEATHS, 1942

Births and deaths corrected for residence

<i>Month</i>	<i>Births</i>	<i>Marriages</i>	<i>Deaths</i>
January	6,011	4,479	4,430
February	5,733	4,369	4,012
March	6,358	2,531	4,188
April	5,854	4,505	3,762
May	6,293	4,114	3,666
June	6,394	5,404	3,457
July	6,928	3,616	3,660
August	6,928	4,395	3,408
September	7,420	4,721	3,378
October	8,074	4,617	3,981
November	7,478	4,297	3,814
December	7,341	3,450	4,514
Total	80,812	50,498	46,270

TABLE 1B.—BIRTHS, MARRIAGES, DEATHS AND DEATHS UNDER ONE YEAR OF AGE BY COUNTIES, CITIES, BOROUGHS AND TOWNSHIPS, 1942
(Births and deaths corrected as to residence).

ATLANTIC COUNTY

NAME OF PLACE	Births	Marriages	Deaths	Deaths under one year
Absecon City	24	37	27	...
Atlantic City	843	948	963	36
Brigantine City	7	...	8	...
Buena Vista Township	64	26	38	1
Corbin City	3	2	3	...
Egg Harbor City	58	46	53	5
Egg Harbor Township	55	12	35	1
Estelle Manor City	1	1	5	...
Folsom Borough	5	3	2	...
Galloway Township	35	12	28	...
Hamilton Township	61	22	51	1
Hammonton Town	152	58	71	5
Linwood City	23	17	15	...
Longport Borough	4	2	4	...
Margate City	45	19	37	2
Mullica Township	19	5	13	2
Northfield City	46	8	30	...
Pleasantville City	195	117	147	5
Port Republic City	9	3	6	1
Somers Point City	29	14	31	...
Ventnor City	76	112	107	2
Weymouth Township	9	2	5	...
Total	1754	1466	1679	61

DEPARTMENT OF HEALTH

BERGEN COUNTY

NAME OF PLACE	Births	Marriages	Deaths	Deaths under one year
Allendale Borough	39	12	15	...
Alpine Borough	11	3	5	...
Bendix Borough	1	...
Bergenfield Borough	216	93	92	7
Bogota Borough	113	75	87	3
Carlstadt Borough	110	34	57	5
Cliffside Park Borough	349	119	134	5
Closter Borough	51	34	36	2
Cresskill Borough	57	24	26	...
Denarest Borough	37	10	10	...
Dumont Borough	164	52	77	6
East Paterson Borough	228	41	47	4
East Rutherford Borough	142	114	61	3
Edgewater Borough	68	121	50	1
Emerson Borough	19	5	17	...
Englewood City	346	266	210	5
Englewood Cliffs Borough	6	4	13	...
Fair Lawn Borough	363	59	90	7
Fairview Borough	182	145	86	6
Fort Lee Borough	174	241	95	4
Franklin Lakes Borough	14	17	20	...
Garfield City	588	238	197	11
Glen Rock Borough	88	44	62	...
Hackensack City	476	385	280	14
Harrington Park Borough	27	8	14	1
Hasbrouck Heights Borough	136	79	59	2
Haworth Borough	23	7	9	1
Hillsdale Borough	49	27	45	2
Hohokus Borough	34	15	16	...
Hohokus Township	71	35	40	3
Leonia Borough	80	52	52	1
Little Ferry Borough	102	59	42	1
Lodi Borough	226	108	85	9
Lyndhurst Township	382	184	153	7
Maywood Borough	99	42	33	2
Midland Park Borough	96	45	54	2
Montvale Borough	26	6	12	...
Moonachie Borough	26	15	8	...
New Milford Borough	63	40	21	...
North Arlington Borough	235	81	48	3
Northvale Borough	22	12	13	1
Norwood Borough	23	36	7	1
Oakland Borough	17	6	15	1
Old Tappan Borough	8	...	6	...
Oradell Borough	44	24	19	...
Palisades Interstate Park Borough	1	...
Palisades Park Borough	185	75	83	4
Paramus Borough	70	21	34	2
Park Ridge Borough	43	41	26	2
Ramsey Borough	61	46	35	1
Ridgefield Borough	115	47	48	4
Ridgefield Park Borough	215	96	130	5
Ridgewood Village	212	162	158	8
River Edge Borough	126	30	37	2
Rivervale Township	13	6	12	...
Rochelle Park Township	98	44	21	1
Rockleigh Borough	2	...
Rutherford Borough	242	171	190	7
Saddle River Borough	18	8	9	1
Saddle River Township	49	21	27	...
South Hackensack Township	24	2	18	1
Teaneck Township	444	189	191	15
Tenafly Borough	121	55	67	4
Upper Saddle River Borough	6	3	6	...
Waldwick Borough	50	13	19	1
Wallington Borough	217	25	48	3
Washington Township	12	...	5	...
Westwood Borough	88	79	65	3
Woodcliff Lake Borough	10	1	11	1
Wood Ridge Borough	125	41	36	3
Wyckoff Township	74	28	40	2
Total	8248	4221	3838	190

BUREAU OF VITAL STATISTICS

BURLINGTON COUNTY

NAME OF PLACE	Births	Marriages	Deaths	Deaths under one year
Bass River Township	6	3	13	...
Beverly City	70	24	40	2
Bordentown City	91	97	69	1
Bordentown Township	22	2	12	1
Burlington City	235	164	175	8
Burlington Township	36	16	26	1
Chester Township	117	61	32	3
Chesterfield Township	19	1	14	1
Cinnaminson Township	41	18	20	...
Delanco Township	64	19	27	2
Delran Township	42	10	22	...
Eastampton Township	9	3	6	...
Edgewater Park Township	15	15	13	...
Evesham Township	44	7	26	...
Field-horo Borough	11	2	9	1
Florence Township	152	50	80	7
Fort Dix	5	503	78	1
Hainesport Township	16	11	12	...
Lumberton Township	15	5	9	1
Mausfield Township	30	13	17	...
Medford Township	53	13	27	4
Medford Lakes Borough	2	1	1	...
Moorestown Township	149	111	89	2
Mount Holly Township	140	103	93	7
Mount Laurel Township	37	5	28	2
New Hanover Township	17	268	5	...
North Hanover Township	5	3	10	1
Palmyra Borough	97	44	48	1
Pemberton Borough	17	33	16	3
Pemberton Township	44	28	19	...
Riverside Township	134	94	64	7
Riverton Borough	37	45	36	1
Shamong Township	10	1	7	...
Southampton Township	42	13	24	1
Springfield Township	23	5	11	1
Tabernacle Township	16	9	7	...
Washington Township	3	2	7	1
Westampton Township	13	1	7	2
Willingsboro Township	10	1	3	...
Woodland Township	7	...	6	...
Wrightstown Borough	14	20	5	...
Total	1910	1824	1213	62

CAMDEN COUNTY

NAME OF PLACE	Births	Marriages	Deaths	Deaths under one year
Audubon Borough	224	67	129	12
Barrington Borough	43	12	24	2
Bellmawr Borough	76	8	13	2
Berlin Borough	44	45	27	2
Berlin Township	45	11	17	1
Brooklawn Borough	39	10	13	2
Camden City	2399	1396	1393	92
Chestlhurst Borough	4	1	4	...
Clementon Borough	67	10	41	2
Collingswood Borough	227	173	185	8
Delaware Township	68	18	44	3
Gibbsboro Borough	16	10	3	...
Gloucester City	272	174	155	8
Gloucester Township	111	62	49	2
Haddonfield Borough	176	116	114	4
Haddon Heights Borough	109	90	66	1
Haddon Township	109	73	62	1
HiNella Borough	14
Laurel Springs Borough	33	12	19	1
Lawnside Borough	27	9	30	4
Lindenwold Borough	46	45	26	1
Magnolia Borough	34	27	30	2
Merchantville Borough	229	89	83	9
Mount Ephraim Borough	116	49	25	4
Oaklyn Borough	114	39	37	2
Pennsauken Township	244	100	192	13

CAMDEN COUNTY—Continued

NAME OF PLACE	Births	Marriages	Deaths	Deaths under one year
Pine Hill Borough	34	6	16	2
Pine Valley Borough	1	...
Runnemede Borough	79	57	20	1
Somerdale Borough	22	...	4	...
Stratford Borough	15	12	12	...
Tavistock Borough
Voorhees Township	29	14	14	1
Waterford Township	53	18	37	3
Winslow Township	67	28	59	3
Woodlynn Borough	56	6	20	2
Total	5232	2777	2955	190

CAPE MAY COUNTY

NAME OF PLACE	Births	Marriages	Deaths	Deaths under one year
Avalon Borough	1	...	7	...
Cape May City	50	67	49	...
Cape May Point Borough	3	...	1	...
Dennis Township	16	8	23	1
Lower Township	20	14	32	2
Middle Township	47	25	46	3
North Cape May Borough
North Wildwood City	19	7	37	2
Ocean City	57	59	67	1
Sea Isle City	14	9	8	...
South Cape May Borough
Stone Harbor Borough	8	5	10	3
Upper Township	25	20	16	1
West Cape May Borough	15	3	15	1
West Wildwood Borough	1	...	3	...
Wildwood City	58	72	83	3
Wildwood Crest Borough	10	2	14	...
Woodbine Borough	22	7	9	1
Total	366	298	429	18

CUMBERLAND COUNTY

NAME OF PLACE	Births	Marriages	Deaths	Deaths under one year
Bridgeton City	411	166	229	13
Commercial Township	41	15	44	3
Deerfield Township	60	4	26	3
Downe Township	20	8	26	1
Fairfield Township	50	19	16	2
Greenwich Township	22	7	19	...
Hopewell Township	32	9	27	1
Landis Township	258	111	169	7
Lawrence Township	36	9	22	3
Maurice River Township	36	11	28	...
Millville City	266	136	187	8
Shiloh Borough	5	1	9	...
Stow Creek Township	11	3	10	2
Upper Deerfield Township	50	23	12	...
Vineland Borough	142	81	98	1
Total	1440	603	913	44

BUREAU OF VITAL STATISTICS

131

ESSEX COUNTY

NAME OF PLACE	Births	Marriages	Deaths	Deaths under one year
Belleville Town	579	296	268	19
Bloomfield Town	873	395	436	21
Caldwell Borough	82	94	72	4
Caldwell Township	24	7	13	1
Cedar Grove Township	64	13	31	1
East Orange City	1300	629	834	52
Essex Fells Borough	21	24	10	...
Glen Ridge Borough	86	59	93	5
Irvington Town	1116	711	523	32
Livingston Township	175	41	49	6
Maplewood Township	291	211	215	6
Millburn Township	183	98	87	8
Montclair Town	616	532	499	20
Newark City	8598	6406	5130	270
North Caldwell Borough	23	6	10	...
Nutley Town	416	242	203	12
Orange City	895	532	418	29
Roseland Borough	48	12	20	1
South Orange Village	164	190	142	8
Verona Borough	194	96	74	4
West Caldwell Borough	99	9	36	4
West Orange Town	451	205	275	11
Total	16208	10808	9438	494

GLOUCESTER COUNTY

NAME OF PLACE	Births	Marriages	Deaths	Deaths under one year
Clayton Borough	50	18	33	1
Deptford Township	109	26	50	10
East Greenwich Township	41	13	26	2
Elk Township	25	5	12	1
Franklin Township	62	25	31	2
Glassboro Township	96	56	74	8
Greenwich Township	45	15	18	1
Harrison Township	45	14	31	1
Logan Township	46	12	18	4
Mantua Township	82	30	39	...
Monroe Township	77	37	44	5
National Park Borough	66	18	30	4
Newfield Borough	20	18	11	1
Panthersboro Borough	170	55	85	11
Pitman Borough	102	58	101	1
South Harrison Township	15	1	6	2
Swedesboro Borough	56	24	41	5
Washington Township	18	18	18	1
Wenonah Borough	27	12	22	2
West Deptford Township	86	36	40	7
Westville Borough	110	80	54	1
Woodbury City	185	95	104	2
Woodbury Heights Borough	33	3	7	...
Woolwich Township	16	...	9	1
Total	1575	669	904	73

HUDSON COUNTY

NAME OF PLACE	Births	Marriages	Deaths	Deaths under one year
Bayonne City	1584	962	758	44
East Newark Borough	47	18	11	...
Guttenberg Town	82	89	66	5
Harrison Town	285	185	147	13
Hoboken City	851	1185	676	33
Jersey City	5932	4041	3401	154
Kearny Town	785	392	389	32
North Bergen Township	747	252	397	22
Secaucus Borough	124	88	74	4
Union City	968	866	652	34
Weehawken Township	201	208	182	5
West New York Town	735	666	395	22
Total	12341	8952	7148	366

DEPARTMENT OF HEALTH

HUNTERDON COUNTY

NAME OF PLACE	Births	Marriages	Deaths	Deaths under one year
Alexandria Township	21	3	10	1
Bethlehem Township	15	1	9	...
Bloomsbury Borough	11	7	6	...
Califon Borough	6	2	7	...
Clinton Town	17	11	17	2
Clinton Township	33	12	25	...
Delaware Township	29	13	24	...
East Amwell Township	17	5	29	1
Flemington Borough	62	56	44	3
Franklin Township	13	6	12	...
Frenchtown Borough	26	15	18	...
Glen Gardner Borough	7	3	14	...
Hampton Borough	10	19	14	...
High Bridge Borough	34	5	28	3
Holland Township	16	1	11	1
Kingwood Township	19	3	14	1
Lambertville City	81	41	70	5
Lebanon Borough	11	5	8	...
Lebanon Township	27	4	18	1
Milford Borough	21	13	16	...
Raritan Township	28	3	22	3
Readington Township	45	45	40	2
Stockton Borough	7	9	13	1
Tewksbury Township	19	5	13	...
Union Township	15	4	12	1
West Amwell Township	7	3	12	...
Total	588	294	506	25

MERCER COUNTY

NAME OF PLACE	Births	Marriages	Deaths	Deaths under one year
East Windsor Township	8	...	14	1
Ewing Township	163	46	89	7
Hamilton Township	674	272	302	19
Hightstown Borough	82	31	54	3
Hopewell Borough	33	39	29	...
Hopewell Township	58	16	39	2
Lawrence Township	141	47	70	6
Pennington Borough	18	10	19	...
Princeton Borough	143	141	93	6
Princeton Township	48	9	25	4
Trenton City	2153	1645	1428	90
Washington Township	25	3	24	2
West Windsor Township	39	22	27	5
Total	3585	2281	2213	145

MIDDLESEX COUNTY

NAME OF PLACE	Births	Marriages	Deaths	Deaths under one year
Camp Kilmer	...	333	1	...
Carteret Borough	254	129	93	5
Cranbury Township	40	19	18	1
Dunellen Borough	122	91	65	2
East Brunswick Township	48	32	35	1
Helmetta Borough	14	11	6	...
Highland Park Borough	160	118	51	2
Jamesburg Borough	60	30	27	4
Madison Township	131	17	44	2
Metuchen Borough	146	101	67	7
Middlesex Borough	57	19	48	2
Milltown Borough	75	40	44	4
Monroe Township	26	9	25	1
New Brunswick City	687	583	405	20
North Brunswick Township	101	20	45	4
Perth Amboy City	801	476	402	23

BUREAU OF VITAL STATISTICS

133

MIDDLESEX COUNTY—Continued

NAME OF PLACE	Births	Marriages	Deaths	Deaths under one year
Piscataway Township	125	27	65	3
Plainsboro Township	10	12	12	...
Raritan Township	175	102	93	2
Sayreville Borough	166	67	74	9
South Amboy City	161	87	93	3
South Brunswick Township	52	14	40	2
South Plainfield Borough	115	48	35	4
South River Borough	283	153	85	9
Spotswood Borough	33	8	22	2
Woodbridge Township	641	196	222	18
Total	4483	2742	2117	130

MONMOUTH COUNTY

NAME OF PLACE	Births	Marriages	Deaths	Deaths under one year
Allenhurst Borough	13	4	14	1
Allentown Borough	19	13	20	1
Asbury Park City	276	368	231	6
Atlantic Township	11	17	12	1
Atlantic Highlands Borough	41	32	40	1
Avon Borough	23	13	24	2
Belmar Borough	78	73	68	2
Bradley Beach Borough	61	53	45	2
Brielle Borough	14	1	12	...
Deal Borough	21	13	10	1
Eatontown Borough	34	34	31	4
Englishtown Borough	23	9	12	...
Fair Haven Borough	42	9	40	3
Farmingdale Borough	15	5	14	1
Fort Hancock	3	18	3	...
Fort Monmouth	14	368	11	...
Freehold Borough	146	99	93	6
Freehold Township	53	3	36	3
Highlands Borough	57	46	42	...
Holmdel Township	15	8	13	...
Howell Township	61	29	48	2
Interlaken Borough	8	2	12	...
Jersey Homesteads Borough	11	2	3	...
Keansburg Borough	86	63	57	3
Keyport Borough	121	108	72	5
Little Silver Borough	39	14	20	1
Long Branch City	404	272	235	15
Manalapan Township	31	17	22	...
Manasquan Borough	43	97	36	2
Marlboro Township	39	16	44	...
Matawan Borough	84	51	55	1
Matawan Township	30	7	18	...
Middletown Township	149	109	158	7
Millstone Township	23	3	24	2
Monmouth Beach Borough	12	...	12	1
Neptune Township	172	65	168	4
Neptune City Borough	38	12	24	...
Ocean Township	83	26	38	2
Oceanport Borough	38	73	12	1
Raritan Township	14	2	21	...
Red Bank Borough	241	323	176	10
Rumson Borough	56	55	42	1
Sea Bright Borough	11	10	16	1
Sea Girt Borough	7	15	9	...
Shrewsbury Township	31	13	12	...
Shrewsbury Borough	20	26	17	1
South Belmar Borough	9	5	12	...
Spring Lake Borough	33	37	33	2
Spring Lake Heights Borough	21	7	12	...
Union Beach Borough	40	11	13	...
Upper Freehold Township	20	6	23	1
Wall Township	55	24	52	2
West Long Branch Borough	36	15	20	...
Total	3100	2703	2287	98

DEPARTMENT OF HEALTH

MORRIS COUNTY

NAME OF PLACE	Births	Marriages	Deaths	Deaths under one year
Boonton Town	127	91	67	4
Boonton Township	20	1	11	...
Butler Borough	74	47	51	1
Chatham Borough	168	45	56	3
Chatham Township	33	2	22	...
Chester Borough	10	10	13	1
Chester Township	6	1	14	1
Denville Township	105	31	37	2
Dover Town	201	198	124	4
East Hanover Township	22	20	7	...
Florham Park Borough	19	10	22	...
Hanover Township	71	35	37	3
Harding Township	18	12	10	1
Jefferson Township	38	9	17	2
Kinnelon Borough	19	1	11	...
Lincoln Park Borough	48	19	25	2
Madison Borough	160	80	91	4
Mendham Borough	19	21	20	1
Mendham Township	12	1	4	...
Nine Hill Township	26	5	23	2
Montville Township	65	29	35	3
Morris Plains Borough	59	47	29	1
Morristown Town	319	181	238	11
Morris Township	122	29	62	4
Mountain Lakes Borough	33	21	22	4
Mount Arlington Borough	10	12	8	...
Mount Olive Township	50	9	30	2
Netcong Borough	50	58	16	...
Parsippany-Troy Hills Township	103	32	61	2
Passaic Township	51	21	32	2
Pequanock Township	65	21	29	1
Randolph Township	58	22	18	1
Riverdale Borough	17	6	15	...
Rockaway Borough	73	60	39	3
Rockaway Township	62	10	32	...
Roxbury Township	115	36	58	3
Washington Township	41	4	28	2
Wharton Borough	83	47	48	4
Total	2572	1284	1462	74

OCEAN COUNTY

NAME OF PLACE	Births	Marriages	Deaths	Deaths under one year
Barnegat City Borough	1	1
Bay Head Borough	9	5	7	1
Beach Haven Borough	11	11	7	...
Beachwood Borough	17	4	12	1
Berkeley Township	6	10	15	...
Brick Township	29	21	23	1
Dover Township	95	78	77	5
Egleswood Township	7	4	9	1
Harvey Cedars Borough	1	...
Island Beach Borough	1	...
Island Heights Borough	5	4	4	...
Jackson Township	21	13	20	1
Lacey Township	9	4	17	...
Lakehurst Borough	28	37	19	1
Lakewood Township	157	123	127	12
Lavallette Borough	3	6	5	...
Little Egg Harbor Township	5	...	4	1
Long Beach Township	5	6	3	1
Manchester Township	21	9	9	1
Mantoloking Borough	...	2	1	...
Ocean Township	7	3	5	...
Ocean Gate Borough	3	4	2	...
Pine Beach Borough	2	3	4	...
Plumsted Township	33	22	30	7
Point Pleasant Borough	59	13	35	...
Point Pleasant Beach Borough	17	29	19	1

BUREAU OF VITAL STATISTICS

135

OCEAN COUNTY—Continued

NAME OF PLACE	Births	Marriages	Deaths	Deaths under one year
Seaside Heights Borough	13	8	6	...
Seaside Park Borough	14	9	7	...
Ship Bottom-Beach Arlington Borough	8	5	5	...
South Toms River Borough	11	4	6	...
Stafford Township	19	9	13	...
Surf City Borough	2	...	1	...
Tuckerton Borough	21	7	16	1
Union Township	22	6	17	1
Total	660	460	527	36

PASSAIC COUNTY

NAME OF PLACE	Births	Marriages	Deaths	Deaths under one year
Bloomington Borough	68	31	26	5
Clifton City	1062	340	420	26
Haledon Borough	86	41	58	3
Hawthorne Borough	226	121	95	8
Little Falls Township	116	45	46	2
North Haledon Borough	58	33	23	1
Passaic City	996	961	573	28
Paterson City	2580	1835	1660	79
Pompton Lakes Borough	66	69	23	3
Prospect Park Borough	101	56	39	4
Ringwood Borough	39	5	17	4
Totowa Borough	74	20	40	1
Wanaque Borough	61	19	30	1
Wayne Township	210	46	75	7
West Milford Township	44	22	42	3
West Paterson Borough	64	31	32	...
Total	5842	3675	3199	175

SALEM COUNTY

NAME OF PLACE	Births	Marriages	Deaths	Deaths under one year
Alloway Township	31	7	17	...
Elmer Borough	31	18	28	4
Elstoboro Township	12	...	7	...
Lower Alloways Creek Township	28	5	11	2
Lower Penns Neck Township	140	20	41	3
Mannington Township	35	2	23	1
Oldmans Township	34	7	20	2
Penns Grove Borough	223	48	53	10
Pilesgrove Township	29	3	16	1
Pittsgrove Township	54	11	30	2
Quinton Township	36	12	12	1
Salem City	216	68	119	11
Upper Penns Neck Township	69	10	36	2
Upper Pittsgrove Township	43	4	11	...
Woodstown Borough	40	25	47	5
Total	1021	240	471	44

DEPARTMENT OF HEALTH

SOMERSET COUNTY

NAME OF PLACE	Births	Marriages	Deaths	Deaths under one year
Bedminster Township	24	13	9	1
Bernards Township	57	26	25	1
Bernardsville Borough	43	31	42	3
Bound Brook Borough	182	120	76	6
Branchburg Township	28	21	14	...
Bridgewater Township	128	17	49	2
Far Hills Borough	14	7	5	1
Franklin Township	130	32	62	5
Green Brook Township	15	5	6	...
Hillsborough Township	57	24	25	...
Manville Borough	162	86	47	5
Millstone Borough	5	7	4	...
Montgomery Township	25	12	23	4
North Plainfield Borough	210	114	112	7
Peapack-Gladstone Borough	22	28	11	...
Raritan Borough	73	57	27	2
Locky Hill Borough	9	5	8	2
Somerville Borough	187	127	114	6
South Bound Brook Borough	47	17	12	...
Warren Township	45	14	25	1
Watchung Borough	31	27	7	1
Total	1494	790	703	47

SUSSEX COUNTY

NAME OF PLACE	Births	Marriages	Deaths	Deaths under one year
Andover Borough	12	5	10	...
Andover Township	10	1	5	...
Branchville Borough	24	8	17	...
Byram Township	10	1	3	1
Frankford Township	22	2	17	3
Franklin Borough	79	36	35	4
Fredon Township	10	1	6	2
Green Township	13	6	8	...
Hamburg Borough	27	19	14	1
Hampton Township	8	2	6	...
Hardyston Township	34	1	11	...
Hopatcong Borough	16	2	10	...
Lafayette Township	22	11	3	...
Montague Township	4	1	10	...
Newton Town	103	75	83	5
Ogdensburg Borough	19	7	16	3
Sandyston Township	10	3	8	...
Sparta Township	38	28	28	1
Stanhope Borough	27	20	14	...
Stillwater Township	10	8	8	...
Sussex Borough	41	41	32	1
Vernon Township	28	2	14	...
Walpack Township	3	1	1	...
Wantage Township	42	6	27	4
Total	612	287	386	25

BUREAU OF VITAL STATISTICS

137

UNION COUNTY

NAME OF PLACE	Births	Marriages	Deaths	Deaths under one year
Clark Township	66	4	15	1
Cranford Township	293	123	140	9
Elizabeth City	2172	1459	1196	60
Fanwood Borough	47	13	12	3
Garwood Borough	81	32	36	1
Hill-side Township	324	129	145	8
Kenilworth Borough	75	18	19	4
Linden City	675	241	182	21
Mountainside Borough	35	21	12	1
New Providence Borough	59	30	21	...
New Providence Township	44	10	18	1
Plainfield City	847	464	408	33
Rahway City	322	229	205	12
Roselle Borough	282	207	119	8
Roselle Park Borough	169	51	94	5
Scotch Plains Township	129	26	53	4
Springfield Township	117	43	41	...
Summit City	307	171	182	11
Union Township	556	196	194	21
Westfield Town	329	160	175	9
Winfield Township	45	...	6	...
Total	6974	3618	3273	212

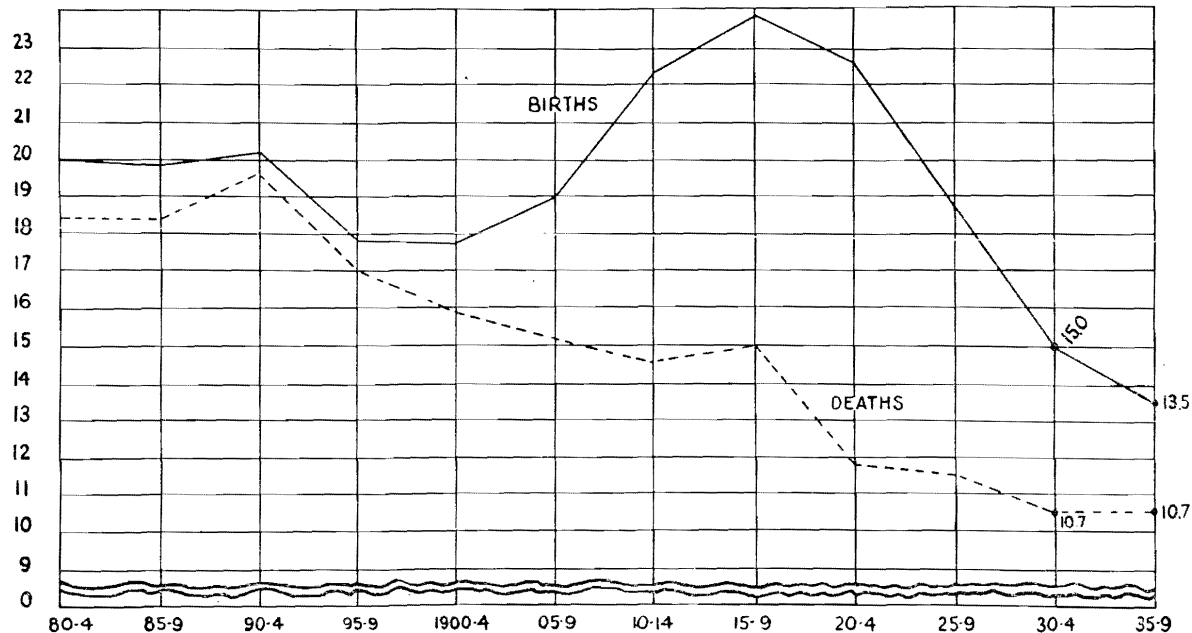
WARREN COUNTY

NAME OF PLACE	Births	Marriages	Deaths	Deaths under one year
Allamuchy Township	10	1	6	1
Alpha Borough	40	40	22	1
Belvidere Town	36	37	29	...
Blairstown Township	24	5	10	...
Franklin Township	25	9	14	2
Frelinghuysen Township	9	2	11	1
Greenwich Township	24	17	17	...
Hackettstown Town	67	41	55	5
Hardwick Township	7	...	5	...
Harmony Township	35	11	13	1
Hope Township	9	5	7	...
Independence Township	14	10	14	1
Knowlton Township	15	6	17	1
Liberty Township	3	1	5	...
Lopatcong Township	18	2	10	...
Mansfield Township	16	8	15	...
Oxford Township	23	20	22	2
Pahaquarry Township	2	...
Phillipsburg Town	295	223	199	9
Pohatcong Township	17	9	28	...
Washington Borough	81	52	72	1
Washington Township	17	5	20	...
White Township	22	2	16	1
Total	807	506	618	26
State Total	80,812	59,498	46,270	2,535

TABLE 2—DEATHS BY AGE PERIODS AND PERCENTAGES OF EACH OF TOTAL DEATHS, 1942

	AGE PERIODS																	
	Total	Under 1 year	1 year	2 years	3 years	4 years	Under 5 years	5 to 9	10 to 19	20 to 29	30 to 39	40 to 49	50 to 59	60 to 69	70 to 79	80 to 89	90 and over	Unknown
Deaths	46,270	2,535	188	98	84	56	2,961	195	669	1,383	2,098	4,273	7,800	10,630	10,396	5,133	732	..
Percentage of total..	100.0	5.5	0.4	0.2	0.2	0.1	6.4	0.4	1.4	3.0	4.5	9.2	16.9	23.0	22.5	11.1	1.6	..

NEW JERSEY BIRTHS AND DEATHS AVERAGE ANNUAL RATES 1,000 POPULATION



Infant Mortality.—The infant mortality rate for 1942 was 31.4 per 1,000 babies born alive. This was the lowest infant mortality rate ever attained in the State. The rate for 1941 was 35.6 and the average annual rate for the five-year period 1937-1941 was 37.5. Reference to Table 4 will show the great decrease in the infant death rate in New Jersey since extensive baby welfare work was undertaken.

Colored Races.—The infant mortality rate for the colored races was 59.5. The colored races have shown high mortality rates ever since vital records were first collected and analyzed.

Maternal Mortality.—The rate of 1.9 for 1942 was 24% lower than the rate for 1941 and was the lowest since such rates were first computed in 1906. The average annual rate for the five-year period 1937-1941 was 3.0 per 1,000 live births. The colored maternal mortality rate for 1942 was 4.1.

BUREAU OF VITAL STATISTICS

141

TABLE 3—NUMBER OF DEATHS AT ALL AGES, UNDER ONE YEAR OF AGE AND UNDER FIVE YEARS OF AGE, AND THEIR PERCENTAGES OF TOTAL DEATHS

CALENDAR YEAR	DEATHS IN NEW JERSEY				
	All Ages	Under one year		Under five years	
		Number	Percentage of Total	Number	Percentage of Total
1904	35,298	7,472	21.2	10,927	31.0
1905	33,864	6,951	20.5	9,864	29.1
1906	35,670	7,773	21.8	11,246	31.5
1907	37,408	7,732	20.7	10,867	29.0
1908	35,597	7,823	22.0	10,869	30.5
1909	36,359	7,658	21.1	11,137	30.6
1910	39,494	8,352	21.1	11,648	29.5
1911	38,612	7,642	19.8	10,740	27.8
1912	37,772	7,457	19.7	10,309	27.3
1913	39,425	7,542	19.1	10,686	27.1
1914	39,967	7,431	18.6	10,278	25.7
1915	39,435	7,077	17.9	9,828	24.9
1916	43,376	7,348	16.9	11,188	25.8
1917	43,532	7,582	17.4	10,267	23.6
1918	60,852	8,372	13.8	13,709	22.5
1919	39,979	6,111	15.3	8,661	21.7
1920	40,820	6,672	16.3	9,569	23.4
1921	37,362	5,773	15.4	8,047	21.5
1922	40,086	5,864	14.6	8,371	20.9
1923	41,294	5,368	13.0	7,727	18.7
1924	40,531	5,359	15.5	7,344	21.3
1925	41,749	5,109	12.3	6,997	16.8
1926	44,396	5,090	11.5	7,442	16.8
1927	41,562	4,464	10.7	6,045	14.5
1928	44,555	4,600	10.3	6,438	14.4
1929	45,746	4,116	9.0	5,795	12.6
1930	43,190	3,870	9.0	5,205	12.1
1931	44,135	3,649	8.3	4,916	11.1
1932	42,826	3,089	7.2	4,049	9.4
1933	43,380	2,608	6.0	3,512	8.1
1934	43,547	2,686	6.2	3,518	8.1
1935	43,267	2,539	5.9	3,291	7.6
1936	44,659	2,383	5.3	3,039	6.8
1937	45,312	2,170	4.8	2,870	6.3
1938	44,045	2,228	5.1	2,810	6.4
1939	43,837	2,180	5.0	2,677	6.1
1940	45,206	2,094	4.6	2,506	5.6
1941	45,971	2,392	5.2	2,809	6.1
1942	46,270	2,535	5.5	2,958	6.4

TABLE 4.—NUMBER OF BIRTHS, STILLBIRTHS, DEATHS UNDER ONE MONTH, DEATHS UNDER ONE YEAR AND MATERNAL DEATHS IN NEW JERSEY, WITH RATES PER 1,000 LIVE BIRTHS

<i>Year</i>	<i>Births Reported</i>	<i>Deaths Under 1 Year of Age</i>	<i>Rates per 1,000 Live Births</i>	<i>Deaths Under 1 Month of Age</i>	<i>Rates per 1,000 Live Births</i>	<i>Stillbirths</i>	<i>Rates per 1,000 Live Births</i>	<i>Maternal Deaths</i>	<i>Rates per 1,000 Live Births</i>
1906	42,677	7,773	182.1	2,545	59	2,399	56	322	7.5
1907	44,651	7,732	173.2	2,602	58	2,530	56	289	6.5
1908	47,405	7,823	165.2	2,655	56	2,617	55	329	6.9
1909	47,508	7,658	161.2	2,661	56	2,539	53	311	6.5
1910	53,942	8,352	154.8	2,801	51	2,737	50	377	6.9
1911	58,133	7,642	131.4	2,887	49	2,754	47	427	7.3
1912	60,073	7,457	124.1	2,836	47	2,953	49	415	6.9
1913	61,432	7,542	122.7	2,903	47	2,866	46	460	7.4
1914	65,403	7,431	113.6	2,995	45	3,074	47	416	6.3
1915	66,476	7,077	106.4	2,862	43	3,075	46	390	5.8
1916	70,211	7,348	104.7	3,075	43	3,221	45	383	5.4
1917	75,309	7,582	100.7	3,256	43	3,183	42	411	5.4
1918	74,549	8,372	112.3	3,175	42	3,525	47	417	5.5
1919	70,935	6,111	86.1	2,696	38	3,047	42	366	5.1
1920	76,431	6,672	87.2	2,961	38	3,221	42	472	6.1
1921	78,172	5,773	73.8	2,830	36	3,242	41	464	5.9
1922	74,479	5,864	78.7	2,773	37	3,033	40	466	6.2
1923	74,611	5,368	71.9	2,621	35	3,169	42	424	5.4
1924	76,530	5,359	70.0	2,739	35	3,177	41	466	6.0
1925	74,193	5,109	68.8	2,607	35	3,010	40	461	6.2
1926	72,386	5,090	70.3	2,537	35	3,018	41	394	5.4
1927	72,799	4,464	61.3	2,462	33	3,074	42	450	6.1
1928	70,076	4,600	65.6	2,485	35	2,864	40	406	5.7
1929	68,297	4,116	60.2	2,233	32	2,767	40	367	5.3
1930	68,282	3,870	56.6	2,107	30	2,647	38	390	5.7
1931	64,078	3,649	56.9	2,064	32	2,578	40	378	5.9
1932	61,215	3,089	50.4	1,802	29	2,343	38	351	5.7
1933	56,072	2,608	46.5	1,533	27	2,073	36	289	5.1
1934	54,841	2,686	48.9	1,634	29	2,025	36	294	5.3
1935	55,059	2,539	46.1	1,560	28	1,905	34	249	4.5
1936	54,145	2,383	44.0	1,449	26	1,846	34	202	3.7
1937	55,197	2,170	39.3	1,327	24	1,731	31	182	3.2
1938	56,602	2,228	39.3	1,365	24	1,704	30	191	3.3
1939	56,859	2,180	38.3	1,412	25	1,609	28	173	2.9
1940	59,328	2,094	35.3	1,422	24	1,543	26	172	2.9
1941	67,104	2,392	35.6	1,651	25	1,732	26	166	2.5
1942	80,812	2,535	31.4	1,821	22	2,006	25	152	1.9

BUREAU OF VITAL STATISTICS

143

TABLE 5.—DEATHS UNDER ONE MONTH, STILLBIRTHS AND MATERNAL MORTALITY
PER THOUSAND LIVE BIRTHS—1942

	<i>Rate per 1,000 Live Births</i>		
	<i>Deaths Under One Month</i>	<i>Stillbirths</i>	<i>Maternal Deaths</i>
New Jersey	22	25	1.9
Atlantic County	23	25	0.6
Atlantic City	26	23	0.0
Bergen County	16	22	1.3
Burlington County	24	28	2.6
Camden County	25	25	2.7
Camden City	25	29	2.9
Cape May County	33	30	2.7
Cumberland County	17	28	2.1
Essex County	23	25	1.7
East Orange	18	18	1.5
Irvington	22	22	4.5
Newark	23	28	1.5
Gloucester County	30	16	3.8
Hudson County	21	25	1.3
Bayonne	21	23	0.6
Hoboken	22	27	3.5
Jersey City	17	50	0.7
Union City	28	13	0.0
Hunterdon County	31	20	5.1
Mercer County	29	26	1.7
Trenton	32	28	2.3
Middlesex County	21	22	1.6
Monmouth County	22	26	2.3
Morris County	21	18	1.9
Ocean County	42	26	6.1
Passaic County	22	28	1.9
Passaic City	22	32	1.0
Paterson	22	29	2.7
Salem County	24	26	1.0
Somerset County	28	23	1.3
Sussex County	25	23	1.6
Union County	23	28	2.4
Elizabeth	19	40	2.8
Warren County	21	29	5.0

DEPARTMENT OF HEALTH

TABLE 7.—BIRTHS, DEATHS UNDER ONE YEAR AND INFANT MORTALITY RATES
(EXCLUSIVE OF STILLBIRTHS)—1942

	<i>Births (Exclusive of Stillbirths)</i>	<i>Deaths Under One Year</i>	<i>Infant Mortality Rates</i>
New Jersey	80,812	2,535	31
Atlantic County	1,754	61	35
Atlantic City	843	36	43
Hammonton	152	5	33
Pleasantville	195	5	26
Bergen County	8,248	190	23
Bergenfield	216	7	32
Cliffside Park	349	5	14
Englewood	346	5	14
Fairview	182	6	33
Fort Lee	174	4	23
Garfield	588	11	19
Hackensack	476	14	29
Lodi	226	9	40
Lyndhurst Township	382	7	18
North Arlington	235	3	13
Ridgefield Park	215	5	23
Ridgewood	212	8	38
Rutherford	242	7	29
Teaneck Township	444	15	34
Wallington	217	3	14
Burlington County	1,910	62	32
Burlington	235	8	34
Camden County	5,232	190	36
Audubon	224	12	54
Camden City	2,399	92	38
Collingswood	227	8	35
Gloucester City	272	8	29
Haddonfield	176	4	23
Pennsauken Township	244	13	53
Cape May County	366	18	49
Cumberland County	1,440	44	31
Bridgeton	411	13	32
Millville	266	8	30
Vineland	142	1	7
Essex County	16,208	494	30
Belleville	579	19	33
Bloomfield	873	21	24
East Orange	1,300	32	25

BUREAU OF VITAL STATISTICS

145

	<i>Births (Exclusive of Stillbirths)</i>	<i>Deaths Under One Year</i>	<i>Infant Mortality Rates</i>
Irvington	1,116	32	29
Maplewood Township	291	6	21
Millburn Township	183	8	44
Montclair	616	20	32
Newark	8,598	270	31
Nutley	416	12	29
Orange	805	29	36
South Orange	164	8	49
West Orange	451	11	24
Gloucester County	1,575	73	46
Woodbury	185	2	11
Hudson County	12,341	366	30
Bayonne	1,584	44	28
Guttenberg	82	3	37
Harrison	285	13	46
Hoboken	851	33	39
Jersey City	5,932	154	26
Kearny	785	32	41
North Bergen Township	747	22	29
Secaucus	124	4	32
Union City	968	34	35
Weehawken Township	201	5	25
West New York	735	22	30
Hunterdon County	588	25	43
Mercer County	3,585	145	40
Princeton	143	6	42
Trenton	2,153	90	42
Middlesex County	4,483	130	29
Carteret	254	5	20
Highland Park	160	2	13
New Brunswick	687	20	29
Perth Amboy	801	23	29
Sayreville	166	9	54
South Amboy	161	3	19
South River	283	9	32
Woodbridge Township	641	18	28
Monmouth County	3,100	98	32
Asbury Park	276	6	22
Long Branch	404	15	37
Neptune Township	172	4	23
Red Bank	241	10	41

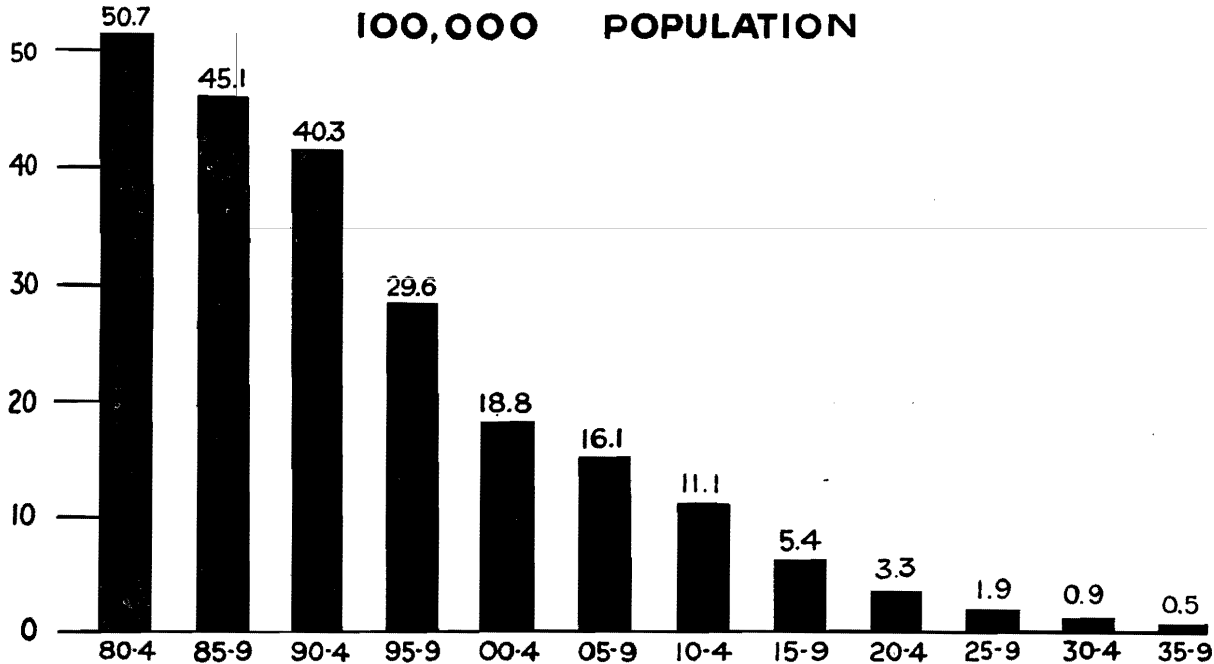
DEPARTMENT OF HEALTH

	<i>Births (Exclusive of Stillbirths)</i>	<i>Deaths Under One Year</i>	<i>Infant Mortality Rates</i>
Morris County	2,572	74	29
Dover	201	4	20
Madison	160	4	25
Morristown	319	11	34
Ocean County	660	36	55
Passaic County	5,842	175	30
Clifton	1,062	26	24
Hawthorne	226	8	35
Passaic	996	28	28
Paterson	2,580	79	31
Salem County	1,021	44	43
Salem City	216	11	51
Somerset County	1,494	47	31
Bound Brook	182	6	33
North Plainfield	210	7	33
Somerville	187	6	32
Sussex County	612	25	41
Union County	6,974	212	30
Cranford Township	293	9	31
Elizabeth	2,172	60	28
Hillside Township	324	8	25
Linden	675	21	31
Plainfield	847	33	39
Rahway	322	12	37
Roselle	282	8	28
Roselle Park	169	5	30
Summit	307	11	36
Union Township	556	21	38
Westfield	329	9	27
Warren County	807	26	32
Phillipsburg	295	9	31

NOTE: Birth rates formerly supplied in this table were not computed due to inability to arrive at reasonably accurate estimates of population. The fathers of many of the babies were men in the armed forces who were not included in Federal estimates of population. The war was also responsible for an unusual movement of civilian population into and throughout the State.

Typhoid Fever.—The number of deaths was 5 and the death rate only 0.1 per 100,000 population. Similar figures for 1941 were 8 and 0.2, respectively. That the New Jersey rate was low was proven by the 1942 rate of 0.5 for the United States. The number of deaths from typhoid fever and other diseases of the International List of Causes of Death by counties and cities, may be obtained by referring to Table 20. Table 22 shows the more important causes by sex, color and age groups.

NEW JERSEY TYPHOID FEVER AVERAGE ANNUAL DEATH RATES 100,000 POPULATION



DEPARTMENT OF HEALTH

TABLE 8—COMPARATIVE DEATH RATES FROM TYPHOID FEVER PER 100,000 POPULATION, IN THE REGISTRATION AREA OF U. S. AND IN N. J. FOR 10 YEARS

	1933	1934	1935	1936	1937	1938	1939	1940	1941	1942
Registration area of the United States	3.5	3.3	2.7	2.5	2.1	1.9	1.5	1.1	0.8	0.5
New Jersey	0.9	0.7	0.5	0.6	0.5	0.4	0.4	0.3	0.2	0.1

TABLE 10—DEATHS FROM TYPHOID FEVER, PER 100,000 POPULATION, BY COUNTIES, FOR 10 YEARS

	1933	1934	1935	1936	1937	1938	1939	1940	1941	1942
Atlantic	2.1	1.5	5.8	4.3	1.4	1.4	2.4	0.8	...	1.6
Bergen	0.2	1.0	0.9	1.4	0.4	0.4	...	0.2	0.5	...
Burlington	4.1	1.0	2.0	1.0	1.0
Camden	1.5	0.3	1.1	0.3	0.7	...	1.2	...	0.4	...
Cape May	3.2	6.2	3.0
Cumberland	2.7	1.4
Essex	0.6	0.4	0.1	0.1	0.5	0.5	0.6	0.1	0.1	...
Gloucester	2.5	1.0	...	1.2	1.2	1.4
Hudson	0.1	0.1	...	0.2	0.1	0.6	...	0.3	...	0.2
Hunterdon	2.7	...
Mercer	2.0	0.5	...	1.0	...	0.5	...	1.0
Middlesex	0.4	0.4	...	0.9	0.5	...
Monmouth	1.8	7.7	1.2	0.6	3.6	0.6	0.6	0.6
Morris	1.6	1.7
Ocean	2.7	2.6
Passaic	0.6	0.3	0.3	...	0.3	0.3	...	0.3	0.3
Salem	5.4	5.5	2.4
Somerset	5.6	1.4	1.4	2.8	1.3
Sussex	3.4
Union	0.5	0.2	2.8	0.3	0.3	...
Warren
New Jersey	0.9	0.7	0.5	0.6	0.5	0.4	0.4	0.3	0.2	0.1

BUREAU OF VITAL STATISTICS

149

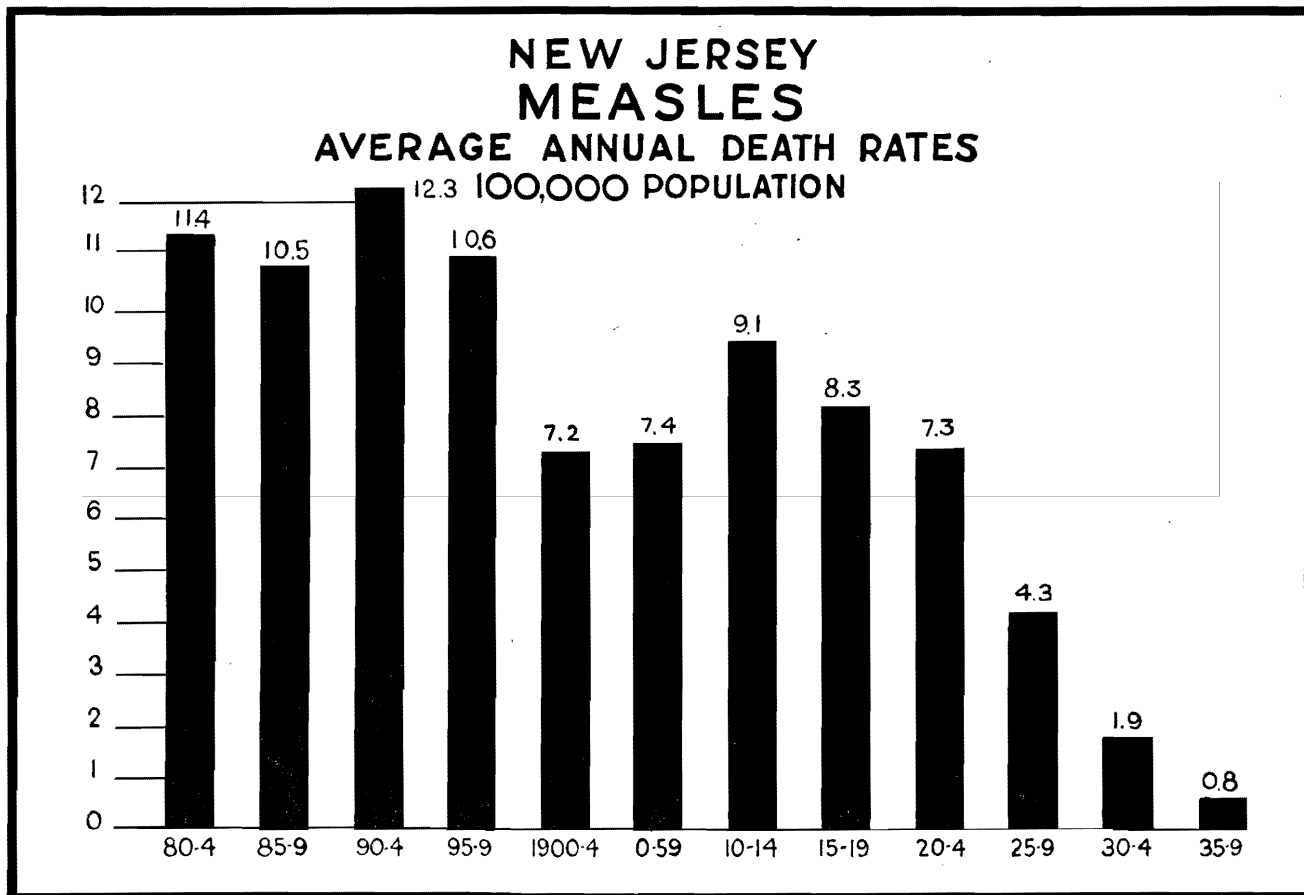
Smallpox.—No deaths from smallpox have occurred in New Jersey since 1925, when as in 1924 the disease was prevalent in epidemic form in certain sections of the State.

Measles.—Seven deaths occurred from this disease, equivalent to a rate of 0.2 per 100,000 population. In 1941, 26 deaths were reported, equivalent to a rate of 0.6.

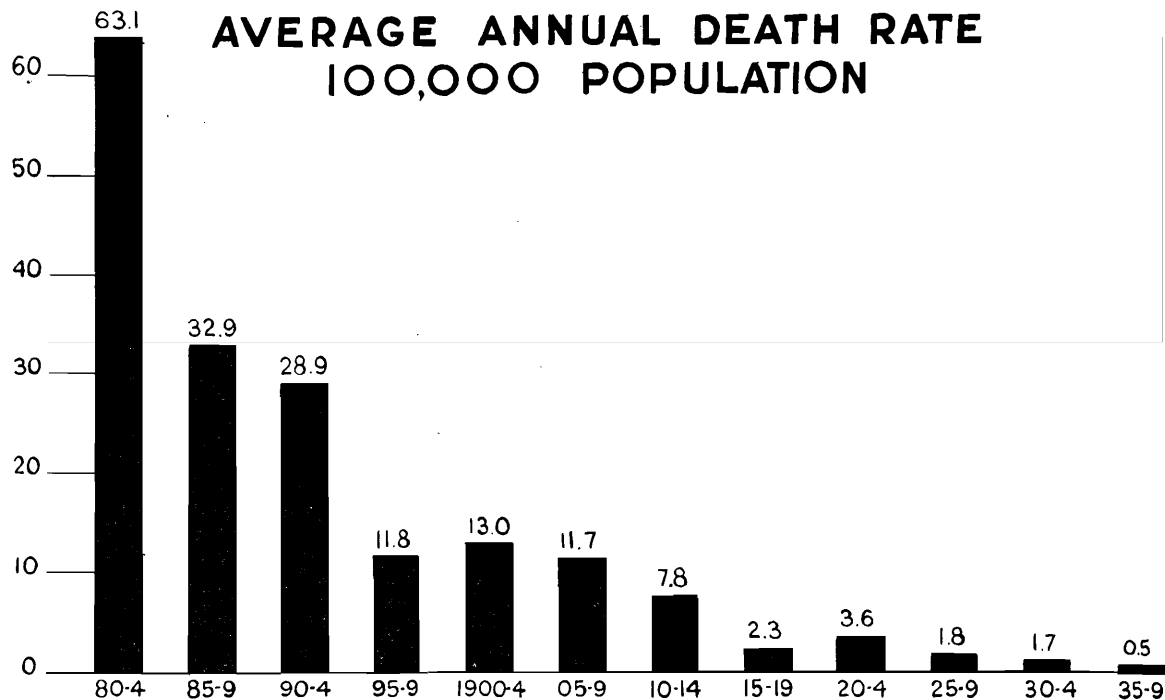
Scarlet Fever.—The number of deaths from scarlet fever was 8, equivalent to a rate of 0.2 per 100,000 population. The number for the previous year was 8 and the rate also was 0.2.

Malaria—As the following figures show, deaths during recent years from this affection are practically negligible in this State:

1879	268	1895	144	1911	25	1927	2
1880	293	1896	119	1912	29	1928	3
1881	431	1897	132	1913	11	1929	5
1882	379	1898	82	1914	10	1930	5
1883	290	1899	96	1915	17	1931	0
1884	230	1900	84	1916	10	1932	3
1885	209	1901	50	1917	5	1933	1
1886	243	1902	36	1918	13	1934	0
1887	217	1903	40	1919	2	1935	6
1888	264	1904	47	1920	5	1936	3
1889	203	1905	21	1921	10	1937	0
1890	195	1906	33	1922	3	1938	1
1891	180	1907	29	1923	2	1939	1
1892	198	1908	30	1924	6	1940	0
1893	148	1909	25	1925	3	1941	0
1894	162	1910	25	1926	2	1942	3



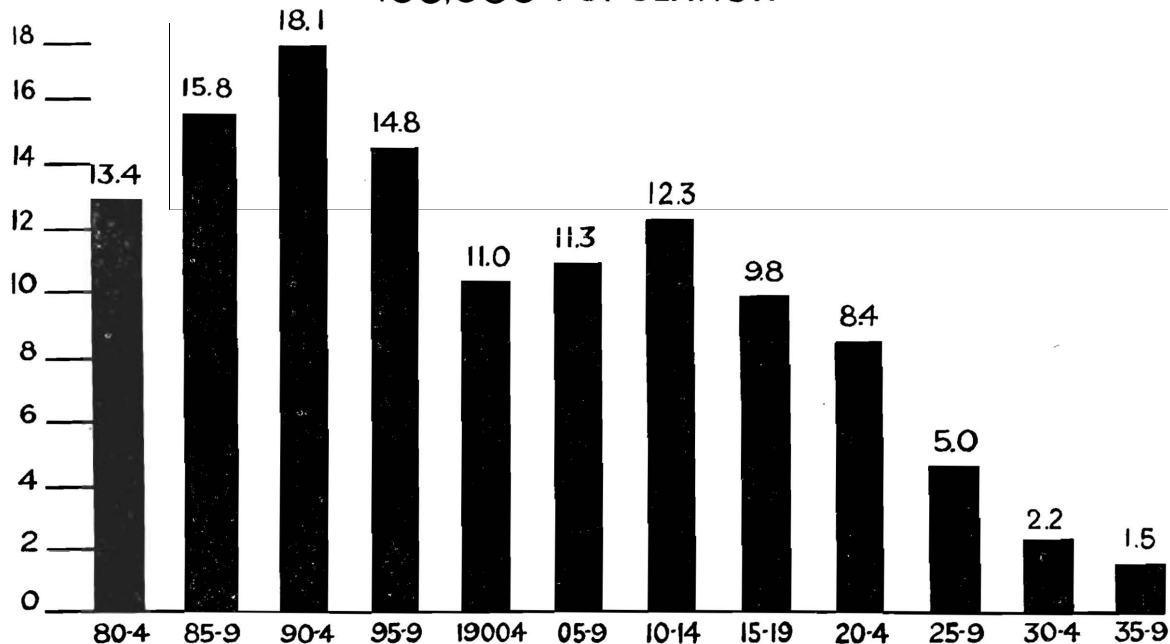
NEW JERSEY SCARLET FEVER AVERAGE ANNUAL DEATH RATE 100,000 POPULATION



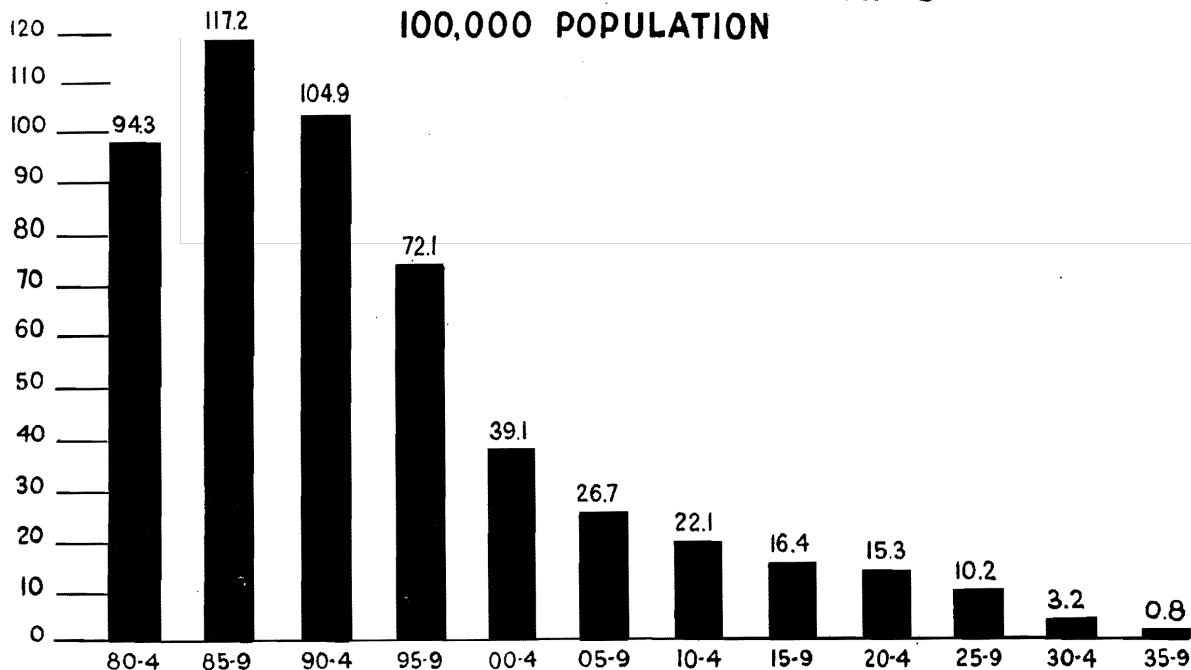
Whooping Cough.—This disease caused 45 deaths during 1942; for 1941 the number was 35 and for 1940, 24. The 1942 death rate was 1.1 per 100,000 population.

Diphtheria.—During 1942 only 5 persons died from diphtheria and laryngeal croup, equivalent to a rate of 0.1 per 100,000 population. This rate was 50% lower than the 1941 rate of 0.2. The death rate from diphtheria for 1888 was 148 per 100,000 population. During the decade beginning with 1900, the rate declined from 48 to 25. The following ten-year period showed a decline to 18. The rate for 1942 was decidedly favorable when compared with the 1942 rate for the United States, which was 1.0.

NEW JERSEY WHOOPING COUGH AVERAGE ANNUAL DEATH RATES 100,000 POPULATION



NEW JERSEY DIPHTHERIA AVERAGE ANNUAL DEATH RATES 100,000 POPULATION



BUREAU OF VITAL STATISTICS

155

Tuberculosis.—The number of deaths from all forms of tuberculosis during 1942 was 1,855 of which 1,727 were deaths from tuberculosis of the respiratory system. The death rates per 100,000 population were 43.9 and 40.9, respectively. The rates for 1941 were 44.0 and 40.7.

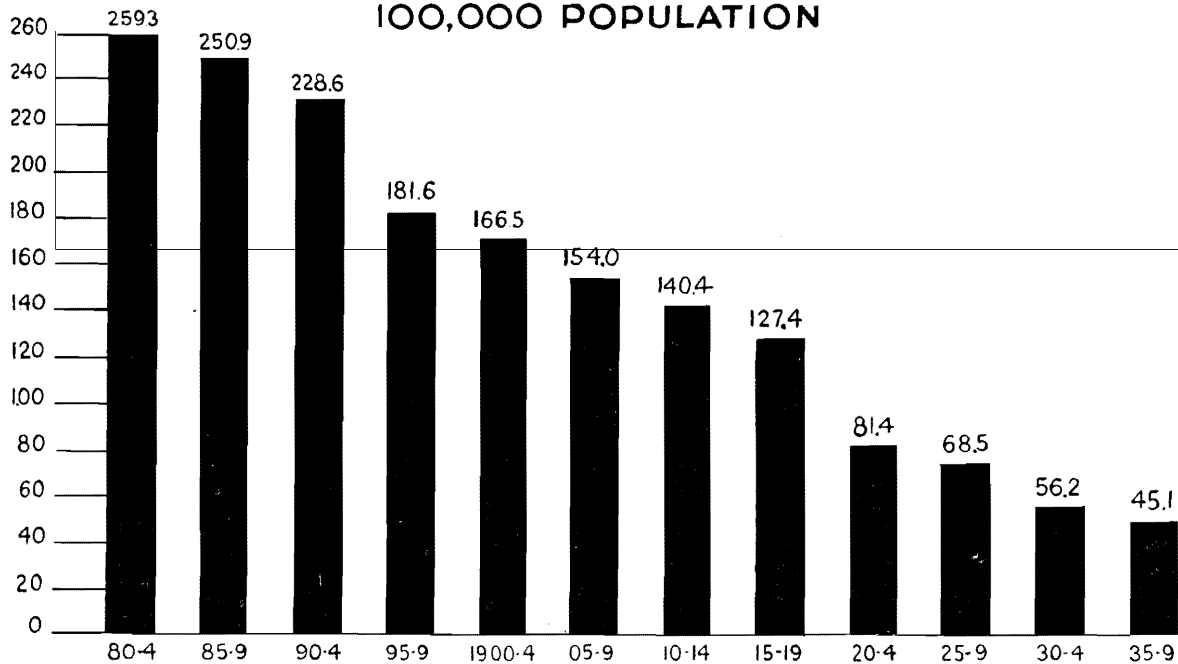
White.—The number of deaths of white persons from all forms of tuberculosis was 1,423. This was equivalent to a rate of 35.6 per 100,000 white population. Similar figures for 1941 were 1,402 and 35.3.

Colored.—The number of deaths from all forms of tuberculosis was 432 and the rate 185.8 per 100,000 of colored population. Similar figures for 1941 were 448 and 193.9.

Rates for tuberculosis of the respiratory system and other forms of tuberculosis, by color, may be obtained by reference to Table 15.

Cancer.—The number of deaths from cancer and other malignant growths for 1942 was 6,400 and the death rate was 151.4 per 100,000 population compared with 155.3 for the previous year. The mortality from the disease, with few exceptions, has steadily increased since the time records were first kept in New Jersey. This may be due, in some measure, to the increasing age of the population and also to more accurate diagnosis of the disease by physicians.

NEW JERSEY RESPIRATORY TUBERCULOSIS AVERAGE ANNUAL DEATH RATES 100,000 POPULATION



NEW JERSEY CANCER AVERAGE ANNUAL DEATH RATES 100,000 POPULATION

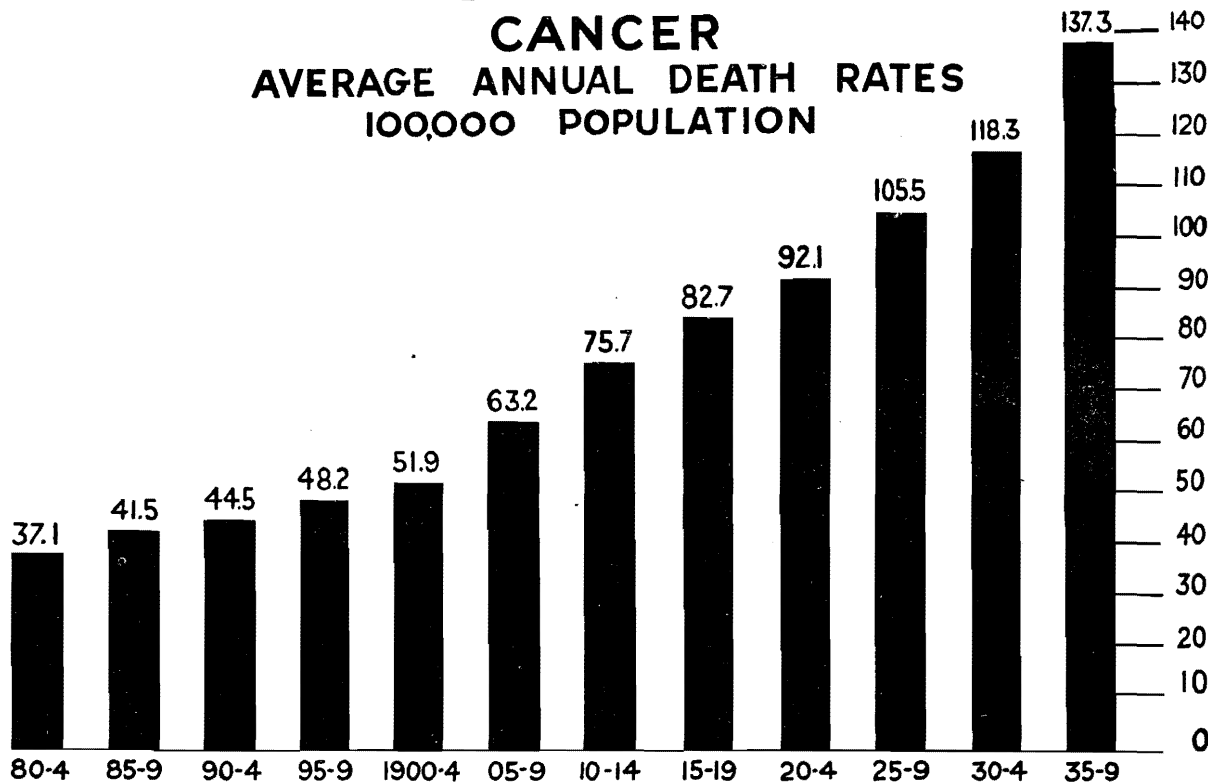


TABLE 12—DEATHS FROM CANCER AND OTHER MALIGNANT TUMORS BY ORGAN AFFECTED—NEW JERSEY, 1942

CANCER AND OTHER MALIGNANT TUMORS	AGE PERIODS																	Total			
	Under 1 year	1 to 4	5 to 9	10 to 14	15 to 19	20 to 24	25 to 29	30 to 34	35 to 39	40 to 44	45 to 49	50 to 54	55 to 59	60 to 64	65 to 69	70 to 74	75 to 79		80 to 84	85 to 89	90 and over
Buccal Cavity and Pharynx—																					
Male			1				1		4	3	8	15	15	28	38	26	17	11	3	1	170
Female								1	1	2	3	2	2	4	4	5	4	2	2	1	32
Total			1				1	5	5	5	11	17	17	32	42	31	21	13	5	1	202
Digestive Organs and Peritoneum—																					
Male		1		1		5	8	5	25	44	101	166	231	262	299	245	169	79	35	4	1680
Female						3	6	6	28	47	89	127	156	202	199	257	166	109	55	9	1459
Total		1		1		8	14	11	53	91	190	293	387	464	498	502	335	188	90	13	3139
Respiratory System—																					
Male	1				1	2	3	4	5	18	39	70	78	82	62	46	15	8	3	1	437
Female							2	3	3	7	10	9	12	15	14	20	5	2	2	1	102
Total	1				1	2	5	7	8	25	49	79	90	97	76	66	20	10	5	1	539
Uterus—Female						2		15	17	39	60	67	68	64	60	55	24	21	9	1	502
Other Female Genital Organs				1	3	1	4	7	12	17	31	22	37	22	24	8	4	3			196
Breast—																					
Male										1		1	2	3	1	1	2				11
Female							2	7	34	56	57	74	90	68	81	72	38	30	8	4	621
Total							2	7	34	57	57	75	92	71	82	73	40	30	8	4	632
Male Genital Organs		2				3	4	3	4	9	4	12	19	49	51	56	43	31	14	2	306
Urinary Organs (Male and Female)—																					
Male		4					1	1	2	5	13	22	21	30	34	37	35	10	5	3	223
Female							2		3	3	6	11	12	11	16	19	14	8	2	1	108
Total		4					3	1	5	8	19	33	33	41	50	56	49	18	7	4	331

Skin (Except Vulva and Scrotum)—																					
Male																				68	
Female	1		1			1	1		3	5	4	4	6	6	9	14	9	3	3	35	
Total	1		1			1	2	1	3	7	5	6	11	8	12	20	16	5	4	103	
Brain and Other Parts of the Central Nervous System (Including Glioma, Except When Specified as Benign)—																					
Male	2		1	3	1	2	4	5	5	7	6	6				1				43	
Female	1	1	1	3	2	4	3	4	8	5	7	3	2	3						47	
Total	3	1	2	6	3	6	7	9	13	12	13	9	2	3	1					90	
Other and Unspecified Organs—																					
Male	4		1	2	1	3	7	7	9	16	24	31	18	24	18	22	4	3	2	196	
Female	1	3	1	3	3	3	2	4	4	8	10	9	18	20	28	20	11	10	4	2	164
Total	1	7	1	4	5	4	5	11	11	17	26	33	49	38	52	38	33	14	7	4	360
Total Male	1	13	1	2	4	14	22	23	51	97	191	321	407	484	515	438	318	152	66	14	3134
Total Female	1	4	2	4	6	14	17	44	98	178	262	336	389	429	428	478	276	193	87	20	3266
Total Male and Female	2	17	3	6	10	28	39	67	149	275	453	657	796	913	943	916	594	345	153	34	6400

TABLE 12A—DEATHS FROM CANCER AND OTHER MALIGNANT TUMORS BY PART OF BODY AFFECTED AND COLOR OF DECEDENT—NEW JERSEY, 1942

	Total		White		Colored			Total		White		Colored	
	M	F	M	F	M	F		M	F	M	F	M	F
Cancer of the buccal cavity and pharynx	170	32	164	31	6	1	Cancer of the breast	11	621	11	603	...	18
Lip	17	3	17	3	Cancer of the male genital organs ...	306	...	293	...	13	...
Tongue	49	8	47	7	2	1	Scrotum	1	...	1
Mouth	28	5	28	5	Prostate	266	...	257	...	9	...
Jaw bone	23	2	21	2	2	...	Testes	28	...	28
Unspecified parts of the buccal cavity	2	...	2	Penis	11	...	7	...	4	...
Pharynx	51	14	49	14	2	...	Other and unspecified sites
Cancer of the digestive organs and peritoneum	1680	1459	1604	1420	76	39	Cancer of the urinary organs	223	108	221	104	2	4
Esophagus	139	20	132	20	7	...	Kidney	58	35	57	35	1	...
Stomach	633	408	598	398	35	10	Bladder	165	71	164	67	1	4
Duodenum	7	4	7	4	Other and unspecified sites	2	...	2
Rectum and anus	232	191	213	184	9	7	Cancer of the skin (except vulva and scrotum)	68	35	68	35
Intestines (except duodenum and rectum)	377	402	365	475	12	17	Cancer of the brain and other parts of the central nervous system (including glioma, except when specified as benign)	43	47	43	46	...	1
Liver and biliary passages	146	194	141	190	5	4	Glioma	10	10	10	10
Pancreas	114	113	108	112	6	1	Other and unspecified cancers of the brain and central nervous system	33	37	33	36	...	1
Mesentery and peritoneum	20	19	19	19	1	...	Cancer of other and unspecified organs	196	164	182	152	14	12
Other and unspecified sites	22	18	21	18	1	...	Adrenal gland	2	...	2
Cancer of the respiratory system	437	102	421	97	16	5	Bone (except jaw bone and accessory sinuses)	34	37	28	34	6	3
Larynx	74	8	71	8	3	...	Thyroid gland	8	18	8	17	...	1
Trachea	3	...	3	Nasal cavity and accessory sinuses	7	3	7	3
Bronchus	98	10	92	9	6	1	Other and unspecified organs	147	104	139	96	8	8
Lung	236	77	231	73	5	4	Grand Totals	3134	3266	3007	3142	127	124
Pleura	5	...	4	...	1	...							
Mediastinum and unspecified sites..	21	7	20	7	1	...							
Cancer of the uterus	502	...	463	...	30							
Cervix	179	...	163	...	16							
Other and unspecified sites	323	...	300	...	23							
Cancer of other female genital organs	196	...	191	...	5							
Ovary	168	...	164	...	4							
Fallopian tube and parametrium	1	...	1							
Vagina	11	...	11							
Vulva	15	...	14	...	1							
Other and unspecified sites	1	...	1							

BUREAU OF VITAL STATISTICS

161

Encephalitis Lethargica or Sleeping Sickness.—Twenty-four deaths were assigned to this classification for the year 1942. In 1922, which was the year that the deaths were first separately classified, there were forty-five deaths. Eighteen deaths were recorded for 1941.

Nephritis.—Deaths due to acute and chronic nephritis totaled 2,950, compared with 3,139 for the previous year.

Suicide.—While deaths by this means increased considerably during the period 1926 to 1932, a reversal of trend started in 1933 and continued through 1936. Deaths for 1942 showed a decrease of 61 from the number for 1941. Of the various means employed, poisonous gases held first place with hanging or strangulation and firearms in second and third places, respectively. The number of deaths by suicide for ten years follows:

1933	709	1938	682
1934	667	1939	563
1935	593	1940	664
1936	574	1941	598
1937	588	1942	537

You Are Viewing an Archived Copy from the New Jersey State Library
TABLE 13A—VIOLENT OR ACCIDENTAL DEATHS IN NEW JERSEY, 1942

SUICIDE BY SOLID OR LIQUID POISONS		ACCIDENTAL ABSORPTION OF POISONOUS GAS	
Arsenic and compounds	1	Illuminating gas	80
Barbituric acid and derivatives	3	Motor vehicle exhaust gas	5
Cresol compounds	1	Other carbon monoxide gas	7
Mercury and compounds	1	Other poisonous gases	4
Nux vomica and strychnine		
Carbolic acid and phenol	2	ACUTE ACCIDENTAL POISONING BY SOLIDS AND LIQUIDS	
Other solid or liquid poisons	30	Arsenic and compounds
SUICIDE BY POISONOUS GASES		Barbituric acid and derivatives	5
Illuminating gas	160	Cresol compounds	1
Motor vehicle exhaust gas	43	Mercury and compounds	1
Other carbon monoxide gas	1	Nux vomica and strychnine
Other poisonous gases	1	Carbolic acid and phenol	2
		Lye and potash	1
SUICIDE BY OTHER MEANS		Tobacco and derivatives	1
Hanging or strangulation	137	Narcotics	4
Drowning	17	Methanol and other alcohols	9
Firearms and explosives	92	Other and unspecified substances	9
Cutting or piercing instruments	18	Conflagration	70
Jumping from high places	32	Accidental burns (except due to conflagration)	102
Crushing	6	Accidental mechanical suffocation	45
Other or unspecified means	Accidental drowning	206
Infanticide (homicide by infants under 1 year of age)	4	Accidental injury by firearms	34
Homicide by firearms	34	Accidental injury by cutting or piercing instruments	8
Homicide by cutting or piercing instruments	39		
Homicide by other means	28	ACCIDENTAL INJURY BY FALL OR CRUSHING	
Railway accidents (except collisions with motor vehicles)	110	Fall	881
		Crushing	11
MOTOR VEHICLE ACCIDENTS		Cataclysm (all deaths attributed to a cataclysm regardless of their nature)
Collisions between automobiles and trains	21	Injury by animals (not specified as venomous or occurring in the course of agricultural and forestry operations)	5
Collisions between automobiles and streetcars	Hunger or thirst
Automobile accidents (except collisions with trains or streetcars)	768	Excessive cold	24
Motorcycle accidents (except collisions with automobiles)	14	Excessive heat	9
		Lightning	3
STREETCAR AND OTHER ROAD-TRANSPORT ACCIDENTS		Accidents due to electric currents (except lightning)	26
Streetcar accidents (except collisions with trains or motor vehicles)	1	Poisoning by venomous animals (not specified as occurring in the course of agricultural and forestry operations)	2
Other and unspecified road-transport accidents	13		
Water-transport accidents	42	OTHER ACCIDENTS	
Air-transport accidents	13	Sequelae of preventive immunization, inoculation or vaccination	2
Accidents in mines and quarries	4	Other accidents due to medical or surgical intervention	4
		Lack of care of the newborn	2
AGRICULTURAL AND FORESTRY ACCIDENTS		Obstruction, suffocation or puncture by ingested objects	27
Accidents involving agricultural machinery and vehicles	7	Other and unspecified accidents	138
Injury by animals in agriculture		
Other agricultural accidents	6		
Accidents involving forestry machinery and vehicles	1		
Other forestry accidents	1		
Other accidents involving machinery	41		
Food poisoning	3		

BUREAU OF VITAL STATISTICS

163

TABLE 13b.—MOTOR VEHICLE FATALITIES IN NEW JERSEY
BY TYPE OF ACCIDENT—1942

Total	803
Collision with	
Railroad train	21
Street car	1
Horse-drawn vehicle
Motorcycle	7
Pedestrian	428
Bicycle	20
Other motor vehicle	141
Fixed object	123
Non-collision	60
Type not stated	2

TABLE 13c.—ACCIDENTAL DEATHS IN NEW JERSEY
BY TYPE OF INJURY—1942

	<i>Total</i>	<i>Home</i>	<i>Farm</i>	<i>Accident in</i>		<i>Other</i>	<i>Not Stated</i>
				<i>Industrial Place</i>	<i>Public Place</i>		
Total	2,765	1,036	27	335	1,283	7	77
Poisonous gas	113	101	1	6	4	..	1
Burns	187	126	3	34	20	..	4
Mechanical suffocation	51	46	1	2	2
Drowning	243	10	3	16	212	..	2
Cutting or piercing	11	4	1	4	2
Falls	933	649	11	96	158	2	17
Crushing, landslides	1,060	22	6	147	855	..	30
Electric currents	25	4	..	19	2
Other and unspecified injuries	142	74	1	11	28	5	23

DEPARTMENT OF HEALTH

TABLE 13d.—DEATHS IN NEW JERSEY FROM CERTAIN TYPES OF ACCIDENTS
BY COUNTY OF OCCURRENCE—1942

	<i>Total Accidental Deaths</i>	<i>Motor Vehicle</i>	<i>Falls</i>	<i>Burns</i>	<i>Drowning</i>
Total	2,765	803	881	172	206
Atlantic County	108	36	32	6	11
Bergen County	191	60	59	11	21
Burlington County	90	35	16	6	9
Camden County	181	63	64	7	8
Cape May County	37	10	4	1	7
Cumberland County	70	26	26	4	5
Essex County	472	127	193	19	18
Gloucester County	46	18	8	5	4
Hudson County	388	74	145	28	26
Hunterdon County	20	4	4	2	1
Mercer County	165	46	53	12	13
Middlesex County	137	44	28	17	10
Monmouth County	154	36	42	14	18
Morris County	92	30	21	8	9
Ocean County	45	9	12	5	6
Passaic County	191	52	77	10	14
Salem County	37	12	10	2	4
Somerset County	67	22	17	5	5
Sussex County	43	17	9	..	5
Union County	190	70	45	9	10
Warren County	41	12	16	1	2

BUREAU OF VITAL STATISTICS

165

TABLE 13e.—ACCIDENTAL DEATHS IN NEW JERSEY BY MONTH OF DEATH—1942

	<i>Total Accidental Deaths</i>	<i>Motor Vehicle</i>	<i>Falls</i>	<i>Burns</i>	<i>Drowning</i>
Total	2,765	803	881	172	206
January	253	99	72	26	3
February	239	82	65	19	7
March	221	80	71	24	9
April	207	49	69	14	10
May	212	56	74	15	22
June	207	55	62	4	33
July	259	53	77	4	55
August	227	61	70	6	31
September	205	60	62	14	11
October	203	59	68	11	11
November	232	67	84	15	8
December	300	82	107	20	6

TABLE 13f.—ACCIDENTAL DEATHS IN NEW JERSEY BY AGE OF DECEASED—1942

	<i>Total Accidental Deaths</i>	<i>Motor Vehicle</i>	<i>Falls</i>	<i>Burns</i>	<i>Drowning</i>
All ages	2,765	803	881	172	206
Under 5 years	158	26	10	19	15
5 to 9	63	24	3	8	18
10 to 14	96	29	5	2	28
15 to 19	130	57	8	4	27
20 to 24	122	69	5	5	11
25 to 64	1,288	451	275	92	90
65 and over	908	147	575	42	17

DEPARTMENT OF HEALTH

TABLE 14—PERCENTAGE OF THE VARIOUS CAUSES OF TOTAL DEATHS AND EACH SEX OF TOTAL, IN NEW JERSEY—1942

Abridged International List Number	CAUSE OF DEATH	Percentage of Total	Males—Percentage of Total	Females—Percentage of Total
	ALL CAUSES	100.0	55	45
1	Typhoid and paratyphoid fevers	0.0	67	33
2	Plague
3	Scarlet fever	0.0	25	75
4	Whooping cough	0.1	42	58
5	Diphtheria	0.0	60	40
6	Tuberculosis of the respiratory system	3.7	63	37
7	All other forms of tuberculosis	0.3	53	47
8	Malaria	0.0	100	..
9	Syphilis	0.9	73	27
10	Influenza	0.3	53	47
11	Smallpox
12	Measles	0.0	57	43
13	Typhus fever	0.0	50	50
14	Other infectious or parasitic diseases	0.5	55	45
15	Cancer and other malignant tumors	13.8	49	51
16	Nonmalignant tumors or tumors of unspecified nature	0.5	29	71
17	Chronic rheumatism and gout	0.1	33	67
18	Diabetes mellitus	3.2	32	68
19	Chronic or acute alcoholism	0.2	81	19
20	Avitaminoses, other general diseases, diseases of the blood, and chronic poisonings	1.3	48	52
21	Meningitis (nonmeningococcal) and diseases of the spinal cord ..	0.3	61	39
22	Intracranial lesions of vascular origin	8.4	46	54
23	Other diseases of the nervous system and sense organs	0.7	57	43
24	Diseases of the heart	34.0	57	43
25	Other diseases of the circulatory system	2.4	51	49
26	Bronchitis	0.2	58	42
27	Pneumonia and bronchopneumonia	3.7	58	42
28	Other diseases of the respiratory system	0.7	65	35
29	Diarrhea and enteritis	0.4	51	49
30	Appendicitis	0.6	59	41
31	Diseases of the liver and biliary passages	1.9	54	46
32	Other diseases of the digestive system	1.9	63	37
33	Nephritis	6.4	49	51
34	Other diseases of the urinary and genital systems	0.9	70	30
35	Puerperal infection	0.1	..	100
36	Other diseases of pregnancy, childbirth, and the puerperium	0.2	..	100
37	Diseases of the skin, cellular tissue, bones, and organs of movement	0.2	52	48
38	Congenital malformations and debility, premature birth, and diseases peculiar to the first year of life	4.1	57	43
39	Senility, old age	0.5	40	60
40	Suicide	1.2	72	28
41	Homicide	0.2	76	24
42	Automobile accidents (all motor-driven road vehicles)	1.6	80	20
43	Other violent or accidental deaths (suicide, homicide, and automobile accidents excepted)	4.2	65	35
44	Causes of death ill-defined, unknown, or unspecified	0.1	63	37

BUREAU OF VITAL STATISTICS

167

TABLE 15—DEATH RATES, TOTAL, WHITE AND COLORED, FROM IMPORTANT CAUSES, PER 100,000 TOTAL, WHITE AND COLORED POPULATION IN NEW JERSEY—1942

Abridged International List Number	CAUSE OF DEATH	Total Deaths per 100,000 Estimated Population	White Deaths per 100,000 Estimated White Population	Colored Deaths per 100,000 Estimated Colored Population
	ALL CAUSES	1094.8	1069.3	1531.6
1	Typhoid and paratyphoid fevers	0.1	0.1	0.9
2	Plague
3	Scarlet fever	0.2	0.2	0.4
4	Whooping cough	1.1	0.7	7.7
5	Diphtheria	0.1	0.1	..
6	Tuberculosis of the respiratory system	40.9	33.5	167.3
7	All other forms of tuberculosis	3.0	2.1	18.5
8	Malaria	0.1	0.1	0.4
9	Syphilis	10.0	6.9	62.8
10	Influenza	3.6	3.3	9.9
11	Smallpox
12	Measles	0.2	0.1	0.9
13	Typhus fever	0.0	0.1	..
14	Other infectious or parasitic diseases	5.6	5.2	11.6
15	Cancer and other malignant tumors	151.4	153.9	109.7
16	Nonmalignant tumors or tumors of unspecified nature	5.3	4.8	13.8
17	Chronic rheumatism and gout	1.4	1.4	0.4
18	Diabetes mellitus	34.7	34.7	34.4
19	Chronic or acute alcoholism	2.6	2.4	6.5
20	Avitaminoses, other general diseases, diseases of the blood, and chronic poisonings	13.8	13.6	18.1
21	Meningitis (nonmeningococcal) and diseases of the spinal cord ..	3.5	3.4	6.9
22	Intracranial lesions of vascular origin	32.5	31.4	111.4
23	Other diseases of the nervous system and sense organs	7.9	7.5	15.1
24	Diseases of the heart	372.8	372.0	385.8
25	Other diseases of the circulatory system	25.9	26.0	23.7
26	Bronchitis	2.4	2.5	1.7
27	Pneumonia and bronchopneumonia	40.8	37.6	96.8
28	Other diseases of the respiratory system	7.2	6.9	13.3
29	Diarrhea and enteritis	4.3	3.9	11.6
30	Appendicitis	6.4	6.5	5.6
31	Diseases of the liver and biliary passages	20.5	20.9	14.6
32	Other diseases of the digestive system	20.6	20.2	27.1
33	Nephritis	69.8	66.4	127.3
34	Other diseases of the urinary and genital systems	10.1	9.7	15.5
35	Puerperal infection	1.2	1.1	3.0
36	Other diseases of pregnancy, childbirth, and the puerperium ..	2.4	2.2	6.5
37	Diseases of the skin, cellular tissue, bones, and organs of movement	1.9	1.9	2.6
38	Congenital malformations and debility, premature birth, and diseases peculiar to the first year of life	45.1	43.4	74.8
39	Senility, old age	5.5	5.6	5.2
40	Suicide	12.7	13.1	5.6
41	Homicide	2.5	1.5	18.9
42	Automobile accidents (all motor-driven road vehicles)	17.7	17.5	21.9
43	Other violent or accidental deaths (suicide, homicide, and automobile accidents excepted)	46.1	44.6	71.4
44	Causes of death ill-defined, unknown, or unspecified	0.6	0.6	2.2

TABLE 16—DEATHS (EXCLUSIVE OF STILLBIRTHS) BY CAUSES AND MONTHS OF DEATH, IN NEW JERSEY—1942

Abridged International List Number	CAUSE OF DEATH	MONTH OF DEATH												
		Total	January	February	March	April	May	June	July	August	September	October	November	December
	ALL CAUSES	40270	4430	4012	4188	3762	3606	3457	3660	3408	3378	3981	3814	4514
1	Typhoid and paratyphoid fevers	6	1	1	2	1	1
2	Plague
3	Scarlet fever	8	3	1	1	1	1	1
4	Whooping cough	45	4	3	3	2	4	4	10	8	2	5
5	Diphtheria	5	4	1
6	Tuberculosis of the respiratory system	1727	143	137	149	147	137	158	151	145	124	138	133	165
7	All other forms of tuberculosis	128	15	10	13	13	12	10	12	12	10	6	4	11
8	Malaria	3	1	1	1
9	Syphilis	422	26	30	36	39	35	33	37	30	31	48	37	40
10	Influenza	153	25	21	16	12	9	4	6	8	1	12	15	24
11	Smallpox
12	Measles	7	1	3	2	1
13	Typhus fever	2	2
14	Other infectious or parasitic diseases	235	19	20	22	16	15	21	19	29	21	18	13	22
15	Cancer and other malignant tumors	6400	549	518	532	544	541	489	600	511	503	608	491	514
16	Nonmalignant tumors or tumors of unspecified nature	223	24	12	16	15	21	22	19	18	20	22	14	20
17	Chronic rheumatism and gout	58	5	7	7	6	3	8	3	2	1	4	6	6
18	Diabetes mellitus	1466	151	117	167	131	128	118	109	81	97	119	126	122
19	Chronic or acute alcoholism	112	12	12	14	3	7	8	9	7	18	8	5	9
20	Avitaminoses, other general diseases, diseases of the blood, and chronic poisonings	585	50	55	45	44	41	42	48	46	50	56	46	62
21	Meningitis (nonmeningococcal) and diseases of the spinal cord	150	16	16	15	10	12	9	9	5	9	20	13	16
22	Intracranial lesions of vascular origin	3910	413	321	333	311	309	294	296	307	267	323	357	379
23	Other diseases of the nervous system and sense organs	334	23	32	25	34	21	21	38	27	23	28	23	30
24	Diseases of the heart	15756	1555	1445	1423	1266	1207	1146	1133	1093	1161	1376	1315	1636
25	Other diseases of the circulatory system	1094	117	89	106	83	96	78	89	88	69	95	81	103
26	Bronchitis	103	13	10	7	3	7	7	7	6	7	7	13	16

27	Pneumonia and bronchopneumonia	1726	221	226	230	133	116	82	76	73	77	131	148	213
28	Other diseases of the respiratory system	306	28	32	33	23	14	18	20	16	20	33	31	38
29	Diarrhea and enteritis	182	12	27	11	18	7	11	19	12	27	17	9	12
30	Appendicitis	271	24	18	26	17	25	23	32	26	20	19	17	24
31	Diseases of the liver and biliary passages	867	55	75	83	70	70	77	62	66	78	83	69	79
32	Other diseases of the digestive system	870	84	61	77	66	76	61	91	75	59	67	70	83
33	Nephritis	2950	291	246	273	258	248	213	225	201	197	270	266	262
34	Other diseases of the urinary and genital systems	425	35	33	37	38	42	30	38	26	32	36	33	45
35	Puerperal infection	50	1	4	7	3	7	6	4	2	1	5	3	7
36	Other diseases of pregnancy, childbirth, and the puerperium	102	8	5	9	8	7	10	6	9	12	13	10	5
37	Diseases of the skin, cellular tissue, bones, and organs of movement	81	5	7	6	12	8	6	6	5	6	8	7	5
38	Congenital malformations and debility, premature birth, and diseases peculiar to the first year of life	1906	148	124	166	146	151	171	175	177	161	141	161	185
39	Senility, old age	234	21	15	22	18	18	14	18	19	14	19	21	35
40	Suicide	537	53	36	50	59	51	46	34	51	48	33	44	32
41	Homicide	105	11	8	11	10	5	5	10	15	8	10	9	3
42	Automobile accidents (all motor-driven road vehicles)	750	98	85	73	52	50	47	45	52	52	55	64	77
43	Other violent or accidental deaths (suicide, homicide, and automobile accidents excepted)	1949	163	157	143	151	160	163	201	157	141	143	154	216
44	Causes of death ill-defined, unknown, or unspecified	27	8	1	2	2	1	5	2	3	3

TABLE 17—DEATHS (EXCLUSIVE OF STILLBIRTHS) FROM EACH CAUSE OF THE ABRIDGED INTERNATIONAL LIST, BY AGE, SEX, AND COLOR IN NEW JERSEY, 1942

CAUSE OF DEATH, SEX, AND COLOR	AGE PERIODS—YEARS																										
	All deaths	Under 1 year	1 year	2 years	3 years	4 years	Under 5 years	5 to 9	10 to 14	15 to 19	20 to 24	25 to 29	30 to 34	35 to 39	40 to 44	45 to 49	50 to 54	55 to 59	60 to 64	65 to 69	70 to 74	75 to 79	80 to 84	85 to 89	90 and over	Age unknown	
ALL CAUSES	46270	25335	188	98	54	56	2961	195	234	435	652	731	877	1221	1731	2542	3535	4265	4938	5692	5631	4765	3552	1781	732	...	
Both sexes—White	42710	22115	160	85	72	46	2578	170	199	356	516	598	725	1015	1464	2254	3194	3968	4633	5370	5388	4603	3271	1723	685	...	
Both sexes—Colored	3560	320	28	13	12	10	383	25	35	79	136	133	152	206	267	288	341	297	305	322	243	162	81	58	47	...	
Males—White	23349	1287	95	38	52	25	1497	107	118	218	288	331	389	561	843	1326	2063	2471	2688	2992	2751	2272	1483	714	237	...	
Males—Colored	1931	175	19	7	4	5	210	16	27	44	56	64	77	115	154	166	190	162	179	161	132	84	40	27	24	...	
Females—White	19361	928	65	47	26	21	1081	63	81	138	228	267	336	454	621	928	1131	1497	1945	2378	2637	2331	1768	1000	447	...	
Females—Colored	1629	145	9	6	8	5	173	9	8	35	80	69	75	88	113	122	151	135	126	161	111	78	41	31	23	...	
1 Typhoid and paratyphoid fever—																											
Total	6									1			1	1	1				1		1						
Males—White										1									1								
Males—Colored	2									1																	
Females—White	2												1		1												
Females—Colored													1														
2 Plague—																											
Total																											
Males—White																											
Males—Colored																											
Females—White																											
Females—Colored																											
3 Scarlet fever—																											
Total	8	1		1	1		3	1	2				1	1													
Males—White							1		1																		
Males—Colored							1		1																		
Females—White	5	1		1			2	1	1					1													
Females—Colored	1												1														
4 Whooping Cough—																											
Total	45	31	9	2	1		43					1										1					
Males—White	11	7	3				10					1															
Males—Colored	8	5	2	1			8																				
Females—White	16	10	4	1			15															1					
Females—Colored	10	9			1		10																				

TABLE 17—DEATHS (EXCLUSIVE OF STILLBIRTHS) FROM EACH CAUSE OF THE ABRIDGED INTERNATIONAL LIST, BY AGE, SEX, AND COLOR IN NEW JERSEY, 1942—Continued

CAUSE OF DEATH, SEX, AND COLOR	AGE PERIODS—YEARS																										
	All deaths	Under 1 year	1 year	2 years	3 years	4 years	Under 5 years	5 to 9	10 to 14	15 to 19	20 to 24	25 to 29	30 to 34	35 to 39	40 to 44	45 to 49	50 to 54	55 to 59	60 to 64	65 to 69	70 to 74	75 to 79	80 to 84	85 to 89	90 and over	unknown age	
12 Measles—																											
Total	7	4	1	1			6	1																			
Males—White	3	2					2	1																			
Males—Colored	1			1			1																				
Females—White	2	2					2																				
Females—Colored	1				1		1																				
13 Typhus fever—																											
Total	2										1					1											
Males—White	1										1																
Males—Colored																											
Females—White	1															1											
Females—Colored																											
14 Other infectious or parasitic diseases—																											
Total	235	10	7	3	5	3	28	9	17	12	16	18	13	10	15	19	25	16	15	11	2	7	2				
Males—White	120	8	4	1	2	1	16	6	7	8	5	8	9	2	6	9	14	8	8	7	1	5	1				
Males—Colored	10																										
Females—White	88		3	2	3	2	10	1	8	4	6	5	2	8	6	7	8	8	7	4	1	2	1				
Females—Colored	17	2					2	1			5	4	2			2	1										
15 Cancer and other malignant tumors—																											
Total	6490	2	5	3	9		19	3	6	10	28	39	67	149	275	453	657	796	913	943	916	594	345	153	34		
Males—White	3007	1	4	1	7		13	1	2	3	14	22	23	43	84	180	309	389	465	496	422	314	150	63	14		
Males—Colored	127				1		1			1				8	13	11	12	18	19	19	16	4	2	3			
Females—White	3138	1		2	1		4	2	4	6	11	17	43	89	168	247	317	369	417	410	470	270	191	83	20		
Females—Colored	128		1				1				3		1	9	10	15	19	20	12	18	8	6	2	4			
16 Nonmalignant tumors or tumors of unspecified nature—																											
Total	223	3		1			4	1		3	7	5	13	19	35	28	24	18	16	24	13	5	3	2	3		
Males—White	61	2		1			3			2	4	1	3	4	8	4	8	9	5	6	3	1					
Males—Colored	3										1					1											
Females—White	130						1	1		1	2	2	7	9	22	18	12	9	10	17	8	4	3	2	3		
Females—Colored	29	1					1				2	2	2	6	5	6	3		1	1	2						

TABLE 17—DEATHS (EXCLUSIVE OF STILLBIRTHS) FROM EACH CAUSE OF THE ABRIDGED INTERNATIONAL LIST, BY AGE, SEX, AND COLOR IN NEW JERSEY, 1942—Continued

CAUSE OF DEATH, SEX, AND COLOR	AGE PERIODS—YEARS																											
	All deaths	Under 1 year	1 year	2 years	3 years	4 years	Under 5 years	5 to 9	10 to 14	15 to 19	20 to 24	25 to 29	30 to 34	35 to 39	40 to 44	45 to 49	50 to 54	55 to 59	60 to 64	65 to 69	70 to 74	75 to 79	80 to 84	85 to 89	90 and over	Age unknown		
24 Diseases of the heart—																												
Total	15756	5	3	2	2	8	20	18	29	64	69	96	137	236	411	776	1143	1541	1940	2257	2365	2064	1497	787	306	...		
Males—White	8483	3	4	8	1	7	25	32	41	54	123	255	469	747	979	1142	1277	1240	985	673	327	89	...		
Males—Colored	484	3	2	6	9	19	26	40	57	65	63	70	51	38	10	13	9	...		
Females—White	6376	1	2	3	8	2	18	33	32	42	68	79	168	239	290	455	685	838	1025	1002	792	436	198	...		
Females—Colored	413	1	3	3	4	6	15	22	28	49	42	50	52	49	39	22	11	10	...		
25 Other diseases of the circulatory system—																												
Total	1694	1	...	2	...	1	4	2	5	10	3	14	18	23	40	45	61	118	157	194	205	116	81	...		
Males—White	522	1	...	1	...	1	3	2	6	1	...	3	7	12	19	15	29	70	76	103	96	47	24	...	
Males—Colored	34		
Females—White	517	1	1	2	2	3	2	3	5	7	13	12	26	43	71	87	107	69	54	...		
Females—Colored	21	1	1	...	1	2	...	2	1	1	3	4	1	1	...	3	...		
26 Bronchitis—																												
Total	103	9	8	...	1	1	19	2	1	2	4	2	3	3	4	5	8	8	11	12	11	5	3	...		
Males—White	57	6	4	...	1	1	12	1	2	...	1	1	...	2	5	6	7	5	9	3	2	2	...		
Males—Colored	3		
Females—White	42	3	3	6	2	1	1	1	2	2	3	1	1	1	1	6	3	8	3	1	...		
Females—Colored	1		
27 Pneumonia and broncho-pneumonia—																												
Total	1726	260	45	9	5	5	324	15	7	15	26	30	41	50	77	93	105	127	139	179	171	141	111	59	25	...		
Males—White	862	113	22	4	2	...	141	7	3	8	9	12	19	26	33	58	63	90	70	87	81	76	49	19	11	...		
Males—Colored	136	36	7	1	45	3	...	2	3	4	2	6	13	11	9	5	13	7	5	3	1	2	2	...		
Females—White	639	83	12	2	2	4	163	4	4	4	13	9	15	13	22	23	25	28	43	81	81	60	60	37	12	...		
Females—Colored	89	28	4	2	1	...	35	1	...	1	1	5	5	3	9	1	8	4	4	4	4	2	1		
28 Other diseases of the respiratory system—																												
Total	306	15	5	5	...	1	26	1	2	3	6	4	10	14	15	22	32	28	33	32	21	24	18	8	5	...		
Males—White	179	6	3	2	...	1	12	...	1	1	2	2	5	6	9	16	21	12	23	18	16	16	8	3	3	...		
Males—Colored	19	2	1	1	4	1	1	1	1	1	2	4	3	1	1		
Females—White	96	6	1	2	9	...	1	1	4	1	4	5	3	3	6	12	6	13	4	8	9	5	2	...		
Females—Colored	12	1	1	1	...	1	2	2	1	1	1	1	...	1		

TABLE 17—DEATHS (EXCLUSIVE OF STILLBIRTHS) FROM EACH CAUSE OF THE ABRIDGED INTERNATIONAL LIST, BY AGE, SEX, AND COLOR IN NEW JERSEY, 1942—Continued

CAUSE OF DEATH, SEX, AND COLOR	All deaths	AGE PERIODS—YEARS																									
		Under 1 year	1 year	2 years	3 years	4 years	Under 5 years	5 to 9	10 to 14	15 to 19	20 to 24	25 to 29	30 to 34	35 to 39	40 to 44	45 to 49	50 to 54	55 to 59	60 to 64	65 to 69	70 to 74	75 to 79	80 to 84	85 to 89	90 and over	Age unknown	
36 Other diseases of pregnancy, childbirth and the puerperium—																											
Total	102									9	19	26	22	19	6		1										
Females—White	87									5	15	23	19	18	6		1										
Females—Colored	15									4	4	3	3	1													
37 Diseases of the skin, cellular tissue, bones, and organs of movement—																											
Total	81	7		1	1		9	2	1	2	6	1	5	5	5	6	8	4	6	5	6	2	2	3	3		
Males—White	40	4			1		5	2	1	2	5	1	1	2	1	2	5	2	4	3	2	2	2	2	2	1	1
Males—Colored	2																										
Females—White	35	1		1			2				1		3	2	4	4	3	1	2	2	3	2	2	2	2	2	2
Females—Colored	4	2					2					1						1									
38 Congenital malformations and debility, premature birth, and diseases peculiar to the first year of life—																											
Total	1906	1861	22	4	6	3	1896	8		1	1																
Males—White	992	967	13	2	3	2	987	5																			
Males—Colored	100	99			1		100																				
Females—White	740	721	9	2	2	1	735	3		1	1																
Females—Colored	74	74					74																				
39 Senility, old age—																											
Total	234																		1	13	22	46	56	56	40		
Males—White	92																		9	7	23	22	12	19			
Males—Colored	1																			1							
Females—White	130																		1	2	12	23	33	40	19		
Females—Colored	11																			2	2		1	4	2		
40 Suicide—																											
Total	537									13	18	38	42	44	46	68	56	68	48	43	21	21	9	1	1		
Males—White	380									9	11	20	27	34	27	42	44	52	34	38	19	15	7		1		
Males—Colored	9											2	2	1	2	1			1		1						
Females—White	144									3	7	15	13	8	17	24	12	16	13	5	2	6	2	1			
Females—Colored	4									1		1		1		1		1									

TABLE 18—DEATHS (exclusive of stillbirths) BY CAUSES, BY DAYS, WEEKS AND MONTHS OF THE FIRST YEAR OF LIFE IN NEW JERSEY—1942

Abridged Interna- tional List Number	CAUSE OF DEATH	AGE UNDER 1 YEAR, IN COMPLETED DAYS, WEEKS AND MONTHS														
		Under 1 Year	DAYS				WEEKS				MONTHS					
			Under 1	One	Two	3 to 6	Under 1	One	Two	Three	Under 1	One	Two	3 to 5	6 to 9	10 to 11
1	ALL CAUSES	2535	915	237	163	227	1542	117	52	107	1818	151	114	227	141	84
2	Typhoid and paratyphoid fevers															
3	Plague	1														
4	Scarlet fever	31	1			1				1	2	4	2	10	7	6
5	Whooping cough															
6	Diphtheria	2													1	1
7	Tuberculosis of the respiratory system	7	1			1	1			2				3		2
8	All other forms of tuberculosis															
9	Malaria	10	2			2	4			2	6	2		1		1
10	Syphilis	21										1	2	6	2	4
11	Influenza	4												1	3	
12	Smallpox															
13	Measles	10						1	1	1	3		1	3	2	1
14	Typhus fever	2	2			2				2						
15	Other infectious or parasitic diseases	3														3
16	Cancer and other malignant tumors															
17	Nonmalignant tumors or tumors of unspecified nature															
18	Chronic rheumatism and gout															
19	Diabetes mellitus	1													1	
20	Chronic or acute alcoholism															
21	Avitaminoses, other general diseases, diseases of the blood, and chronic poisonings	46	1	2	1	5	9	3	1	3	16	9	7	9	3	2
22	Meningitis (nonmeningococcal) and diseases of the spinal cord	15						2			2	1		4	4	4
23	Intracranial lesions of vascular origin	9	3	1	1		5	2			7	1			1	
24	Other diseases of the nervous system and sense organs	23			1		1			2	3	3	2	9	5	1
25	Diseases of the heart	5	1				1				1	1			3	
26	Other diseases of the circulatory system	1										1				

26	Bronchitis	9						1	1	2	1	3	1			
27	Pneumonia and bronchopneumonia	260	2	1	5	11	19	7	7	20	53	30	39	79	35	24
28	Other diseases of the respiratory system	15	1			1	2			2	1	2	5	4	1	
29	Diarrhea and enteritis	87				1	1	2	3	8	14	14	13	23	13	10
30	Appendicitis															
31	Diseases of the liver and biliary passages	3	1				1	1		2			1			
32	Other diseases of the digestive system	24							1	1	6	2	4	6	5	
33	Nephritis	1	1				1			1						
34	Other diseases of the urinary and genital systems															
35	Puerperal infection															
36	Other diseases of pregnancy, childbirth, and the puerperium															
37	Diseases of the skin, cellular tissue, bones, and organs of movement	7								2	2	2		2	1	
38	Congenital malformations and debility, premature birth, and diseases peculiar to the first year of life	1861	890	233	153	202	1478	96	37	63	1674	65	32	47	30	13
39	Senility, old age															
40	Suicide															
41	Homicide	8	3		1		4	1			5			2	1	
42	Automobile accidents (all motor-driven road vehicles)	1						1			1					
43	Other violent or accidental deaths (suicide, homicide, and automobile accidents excepted)	68	6		1	5	12		2	4	18	9	9	18	9	5
44	Causes of death ill-defined, unknown, or unspecified															

26	Bronchitis	9	1	1	1	2	1	1	1	1	2	1	1	2
27	Pneumonia and bronchopneumonia	260	27	27	29	18	20	14	12	11	10	21	33	38
28	Other diseases of the respiratory system	15	2	1	1	18	20	14	12	11	10	21	33	38
29	Diarrhea and enteritis	87	4	16	9	7	3	3	7	4	14	9	3	8
30	Appendicitis													
31	Diseases of the liver and biliary passages	3					1				1		1	
32	Other diseases of the digestive system	24		3	1	5	1	1	5	1		5	2	
33	Nephritis	1							1					
34	Other diseases of the urinary and genital systems													
35	Puerperal infection													
36	Other diseases of pregnancy, childbirth, and the puerperium													
37	Diseases of the skin, cellular tissue, bones, and organs of movement	7	1	1		1		2				1	1	
38	Congenital malformations and debility, premature birth, and diseases peculiar to the first year of life	1861	144	121	160	144	146	171	170	171	158	137	160	179
39	Senility, old age													
40	Suicide													
41	Homicide	8	1	1						2	1		1	
42	Automobile accidents (all motor-driven road vehicles)	1			1									
43	Other violent or accidental deaths (suicide, homicide, and automobile accidents excepted)	68	8	4	3	5	4	5	6	5	9		6	13
44	Causes of death ill-defined, unknown, or unspecified													

DEPARTMENT OF HEALTH

TABLE 20—DEATHS FROM EACH CAUSE, DETAILED INTERNATIONAL LIST, IN THE
(COUNTY FIGURES INCLUDE

	State Total	Atlantic County	Atlantic City	Hammonton	Pleasantville	Bergen County	Bergenfield	Cliffside Park	Englewood	Fairview	Fort Lee	Garfield
1. Typhoid fever	5	2										
2. Paratyphoid fever	1											
3. Plague												
4. Cholera												
5. Undulant fever (brucellosis)												
6. Cerebrospinal (meningococcus) meningitis	29	1				4		2				
7. Anthrax (infection by Bacillus anthracis)												
8. Scarlet fever	8	1										
9. Whooping cough	45	1				4						
10. Diphtheria	5											
11. Erysipelas	7					1						
12. Tetanus	1											
13. Tuberculosis of the respiratory system	1727	74	56	1	6	96	4	4	9		5	8
14. Tuberculosis of the meninges and central nervous system	28					5						
15. Tuberculosis of the intestines and peritoneum	23											
16. Tuberculosis of the vertebral column	17					1						
17. Tuberculosis of the bones and joints	2											
18. Tuberculosis of the skin and subcutaneous cellular tissue	1											
19. Tuberculosis of the lymphatic system												
20. Tuberculosis of the genito-urinary system	17											
21. Tuberculosis of other organs	4	1	1									
22. Disseminated tuberculosis	36	1	1			3				1		1
23. Leprosy	1											
24. Septicæmia and purulent infection (non-puerperal)	34					4						
25. Gonococcus infection	14	2	2			2			1			1
26. Other diseases due to bacteria (except dysentery)												
27. Dysentery	16					1		1				
28. Malaria	3											
29. Other diseases due to parasitic protozoa												
30. Syphilis	422	21	18		1	22		1	2	1		
31. Relapsing fever												
32. Other diseases due to spirochetes	5											
33. Influenza	153	11	9		1	6					1	2
34. Smallpox	7											
35. Measles												
36. Acute poliomyelitis and acute polio-encephalitis	25	1										
37. Acute infectious encephalitis (lethargic)	24	1				1						
38. Other diseases due to filtrable viruses	5											
39. Typhus fever and typhus-like diseases (due to Ticks) (tsia)	2											
40. Ankylostomiasis												
41. Hydatid disease												
42. Other diseases caused by helminths	1											
43. Mycoses	8											
44. Other infectious and parasitic (communicable) diseases	65	4	2		1	8				1		1
45. Cancer of the buccal cavity and pharynx	202	5	2			24		1	1	1	1	1
46. Cancer of the digestive organs and peritoneum	3139	85	38	1	7	306	9	6	15	2	10	13
47. Cancer of the respiratory system	530	16	8	2	2	41	2	2	5		3	
48. Cancer of the uterus	502	24	11		5	47	1	2	3		4	5
49. Cancer of other female genital organs	196	3	1		1	19	1	1	1			1
50. Cancer of the breast	632	27	19	1	2	65	4	2	6		1	
51. Cancer of the male genital organs	306	9	5	2		35	1	1	1		2	3
52. Cancer of the urinary organs (male and female)	331	16	7	1	2	31	3	2		1	1	
53. Cancer of the skin (except vulva and scrotum)	103					15	2		1			1

TABLE 20—DEATHS FROM EACH CAUSE, DETAILED INTERNATIONAL LIST, IN THE
(COUNTY FIGURES INCLUDE

	Essex County	B. 'eville	Bloomfield	East Orange	Irvington	Maplewood Twp.	Millburn Twp.	Montclair	Newark	Nutley	Orange	South Orange	West Orange	Gloucester County
1. Typhoid fever														
2. Paratyphoid fever	1													1
3. Plague														
4. Cholera														
5. Undulant fever (brucellosis)														
6. Cerebrospinal (meningococcus) meningitis	10		1					1	7				1	
7. Anthrax (infection by Bacillus anthracis)														
8. Scarlet fever	1								1					1
9. Whooping cough	6	1		1					2			2		2
10. Diphtheria	1									1				
11. Erysipelas	1										1			
12. Tetanus														
13. Tuberculosis of the respiratory system	409	10	8	26	13	3		18	289	4	13	4	7	26
14. Tuberculosis of the meninges and central nervous system	11			1					10					
15. Tuberculosis of the intestines and peritoneum	6							1	5					1
16. Tuberculosis of the vertebral column	3		1	1					1					3
17. Tuberculosis of the bones and joints														
18. Tuberculosis of the skin and subcutaneous cellular tissue														
19. Tuberculosis of the lymphatic system														
20. Tuberculosis of the genito-urinary system	5		1						1				1	
21. Tuberculosis of other organs	1													
22. Disseminated tuberculosis	10				1				7		2			
23. Leprosy	1								1					
24. Septicemia and purulent infection (non-puerperal)	5		1						3					1
25. Gonococcus infection	4				1				3					
26. Other diseases due to bacteria (except dysentery)														
27. Dysentery	3								2				1	2
28. Malaria	2	1		1										
29. Other diseases due to parasitic protozoa														
30. Syphilis	98	1	2	10	2			4	65		6		5	6
31. Relapsing fever														
32. Other diseases due to spirochetes														
33. Influenza	28	1	2	5	1			1	12		2	1	1	5
34. Smallpox														
35. Measles	5								4					
36. Acute poliomyelitis and acute polio-encephalitis	4				1				2			1		
37. Acute infectious encephalitis (lethargic)	6	2		3				1						
38. Other diseases due to filtrable viruses	2			1	1									1
39. Typhus fever and typhus-like diseases (due to Tickettsia)														
40. Ankylostomiasis														
41. Hydatid disease														
42. Other diseases caused by helminths	1													
43. Mycoses	1								1					
44. Other infectious and parasitic (communicable) diseases	13			1	2	1	1	1	9					
45. Cancer of the buccal cavity and pharynx	25	1	1	2	2	1		1	12		2	1		5
46. Cancer of the digestive organs and peritoneum	597	17	35	63	88	14	5	24	308	18	24	13	12	52
47. Cancer of the respiratory system	121	3	4	8	7	5	1	3	70	6	3	2	4	5
48. Cancer of the uterus	96	2	2	8	5	4	2	5	53	2	7	1	3	13
49. Cancer of other female genital organs	62	2	10	5	5	4		5	23	1	2	1	2	3
50. Cancer of the breast	142	3	7	15	7	5	3	14	60	4	6	6	8	7
51. Cancer of the male genital organs	51	2	2	6	2	3		3	25	1	1		5	8
52. Cancer of the urinary organs (male and female)	57	1	4	8	4			4	29	2	2		2	3
53. Cancer of the skin (except vulva and scrotum)	16	1	2		1			1	7	2	2			1

BUREAU OF VITAL STATISTICS

COUNTIES OF NEW JERSEY AND SELECTED MUNICIPALITIES AND TOWNSHIPS
PLACES WHICH FOLLOW): 1942

Woodbury	Hudson County	Bayonne	Guttenberg	Harrison	Hoboken	Jersey City	Kearny	North Bergen Twp.	Secaucus	Union City	Weehawken Twp.	West New York	Hunterdon County	Mercer County	Princeton	Trenton	Middlesex County	Carteret	Highland Park	New Brunswick	Perth Amboy	Sayreville	South Amboy	South River	Woodbridge Twp.
1						1																			
7	1					3				1		2					1				1				
1							1										1								
9				1	1	4				2		1		3		2	1						1		
1						1									1										
2						1																			
3	344	47	2	7	34	178	14	12	2	23	8	16	10	107	6	81	85	4	3	17	27	2		5	5
2						1						1		3		2									
1						1								1		1	2								
2						1						1													
1									1					1		1									
1						1																			
5	1				1	3																			
1										1											1				
3						2											2								
6						5	1						1	1		1	1								
2								1	1								1								
1						1																			
67	1	2			7	38	1	5		7	2	4		27	3	20	13			2	7				2
14				1		9	1			3			2	11		5	12	1		1			1		3
3						1											1								
3						2				1				1		1	2	1					1		
1						1																			
2						1																			
10						6	1		1	1		1	2	1			3				2				
1	41	3		2	2	23	2	3	1		5	1		12	1	8	10	1		4					
5	502	55	8	8	43	245	29	37	5	38	12	20	34	154	5	101	168	4	7	40	31	10	6	7	18
1	104	9	3	3	4	57	6	2	1	9	5	5	7	24	1	14	23	1		5	5	2	1	2	1
1	63	5	1	1	7	22	3	3	3	7	4	7	4	28	1	16	27	3		4	4	1	3	1	3
2	26	4			3	6	1	1		5	2	4	2	8	1	4	6			2	2				
2	98	13	1	1	7	43	8	5		9	5	6	2	23	3	11	18	1	1	6	1				3
2	36	4		1	4	13	2	4	1	4		2	5	14		8	11		1	2		2			2
58	3	1	1	1	3	28	4	6		8	1	3	3	19		11	6			2			2	1	1
16	4			1		9	1			1				4	1	1	4			1					1

DEPARTMENT OF HEALTH

TABLE 20—DEATHS FROM EACH CAUSE, DETAILED INTERNATIONAL LIST, IN THE (COUNTY FIGURES INCLUDE

	Monmouth County	Asbury Park	Long Branch	Neptune Twp.	Red Bank	Morris County	Dover	Madison	Morristown	Ocean County	Passaic County	Clifton
1. Typhoid fever	1										1	
2. Paratyphoid fever												
3. Plague												
4. Cholera												
5. Undulant fever (brucellosis)												
6. Cerebrospinal (meningococcus) meningitis	2					1			1			
7. Anthrax (infection by Bacillus anthracis)												
8. Scarlet fever											1	
9. Whooping cough	1					2				1	1	
10. Diphtheria												
11. Erysipelas											1	1
12. Tetanus											1	1
13. Tuberculosis of the respiratory system	56	8	7	4	8	34	1	1	7	18	134	13
14. Tuberculosis of the meninges and central nervous system											1	
15. Tuberculosis of the intestines and peritoneum										1	2	
16. Tuberculosis of the vertebral column	2	1									3	
17. Tuberculosis of the bones and joints												
18. Tuberculosis of the skin and subcutaneous cellular tissue												
19. Tuberculosis of the lymphatic system												
20. Tuberculosis of the genito-urinary system	1										2	
21. Tuberculosis of other organs										1		
22. Disseminated tuberculosis	5	1			1	4				1	2	
23. Leprosy										1		
24. Septicemia and purulent infection (non-puerperal)	1					4		1			2	1
25. Gonococcus infection												
26. Other diseases due to bacteria (except dysentery)												
27. Dysentery	2											
28. Malaria												
29. Other diseases due to parasitic protozoa												
30. Syphilis	16	4	2	1	1	13	1		2	2	31	4
31. Relapsing fever												
32. Other diseases due to spirochetes						1						
33. Influenza	6	1		1		4		1		4	10	1
34. Smallpox												
35. Measles												
36. Acute poliomyelitis and acute poliomyelitis	3											
37. Acute infectious encephalitis (lethargic)	1			1		1						1
38. Other diseases due to filtrable viruses						1						
39. Typhus fever and typhus-like diseases (due to Tickettsia)	1											
40. Ankylostomiasis												
41. Hydatid disease												
42. Other diseases caused by helminths												
43. Mycoses	2		1									1
44. Other infectious and parasitic (communicable) diseases						5			1	1	3	
45. Cancer of the buccal cavity and pharynx	9	2				6	1			2	15	1
46. Cancer of the digestive organs and peritoneum	159	13	16	14	18	105	8		15	32	254	44
47. Cancer of the respiratory system	19	4	1	1	1	6	1	1			3	37
48. Cancer of the uterus	28	1		2	5	18	3	3	4	4	20	1
49. Cancer of other female genital organs	8	1	1	1		6			1	2	14	2
50. Cancer of the breast	24	2	1	4	1	23	3	1	1	7	50	8
51. Cancer of the male genital organs	18	1	4		1	16	1	2	2	4	24	2
52. Cancer of the urinary organs (male and female)	12	1			1	13	3	1	1	1	32	10
53. Cancer of the skin (except vulva and scrotum)	8	1	2	1	1	1				2	8	2

BUREAU OF VITAL STATISTICS

COUNTIES OF NEW JERSEY AND SELECTED MUNICIPALITIES AND TOWNSHIPS
PLACES WHICH FOLLOW): 1942

Hawthorne	Passaic	Paterson	Salem County	Salem City	Somerset County	Bound Brook	North Plainfield	Somerville	Sussex County	Union County	Cranford Twp.	Elizabeth	Hillside Twp.	Linden	Plainfield	Rahway	Roselle	Roselle Park	Summit	Union Twp.	Westfield	Warren County	Phillipsburg
1		1																					
	1									2		1			1								
		1			1			1	4	4					2						1	1	
			1							1		1											
1	28	76	9	1	20	3	2	4	10	100	3	49	4	5	14	7	2	1	2	10	4	19	6
		1				2	1																
	1	1				1				3		1									1		1
		2																					
	1	1								1		1											2
		2	1	1						2		2											
		1							1	5		1		2	2								
										1				1									
										2					1	1							
	4	21	11	3	5	1	1	1	1	36	1	17	2	2	4	2				1	2	5	2
	4	4			2		1		2	15	1	4	1	1	3	4				1		2	2
					2																		
	1									10		7		1									
										2		1		1									
		1																					
		3	2		2	1				5		2					1						
1	3	9			5		2	1	3	12	2	7	1		1				2	1			3
7	46	127	26	7	39	6	7	4	29	228	9	80	16	15	23	11	16	6	11	12	13	41	14
	9	20	5	1	6	3	3		7	45	4	19	2	3	5		1	2	3	2	2	7	2
4	3	5	5	2	7	1	1	1	4	34		10	2	2	6	3	1		1	4	1	8	5
	3	2	2	2	5			1	3	15	1	2	2	2	1	1	1	2	3	1		3	2
4	9	24	5	1	8	2	1		6	47	4	14	3	3	7	1	3		2	4	4	6	2
	3	15	4	1	5	1	1		4	23	1	10		1	4	3		1	1		2	4	
1	4	14	3		5			1		23	1	9	4		1	2	1		3	1	1	2	1
1	1	3	1	1	2				2	8	1	1		1		2				1	1	2	1

TABLE 20—DEATHS FROM EACH CAUSE, DETAILED INTERNATIONAL LIST, IN TH (COUNTY FIGURES INCLUD

	State Total	Atlantic County	Atlantic City	Hammonon	Pleasantville	Bergen County	Bergenfield	Cliffside Park	Englewood	Fairview	Fort Lee	Garfield
54. Cancer of the brain and other parts of the central nervous system	90					12						
55. Cancer of other and unspecified organs	300	7	5			28			2			
56. Nonmalignant tumors (including dermoid cysts)	144	1	1			20	1	1	3	1	1	
57. Tumors of unspecified nature	79	2	1		1	8			1			
58. Acute rheumatic fever	67	3	2			3						
59. Chronic rheumatism and other rheumatic diseases	58	3	1			3						
60. Gout												
61. Diabetes mellitus	1466	57	29	4	5	110	2	5	4	4		
62. Diseases of the pituitary gland	4					2						
63. Diseases of the thyroid and parathyroid glands	105	3	3			3						
64. Diseases of the thymus gland	37	2	2			4						
65. Diseases of the adrenal glands (not specified as tuberculous)	11											
66. Other general diseases	11	1	1			1						
67. Scurvy												
68. Beriberi	2					1						
69. Pellagra	2	1	1									
70. Rickets	4					1			1			
71. Avitaminoses												
72. Hemorrhagic conditions	15					3						
73. Anemias (except splenic anemia)	86	2	1		1	4						
74. Leukemias and aleukemias	201	4	3			20				1		
75. Diseases of the spleen	20					5			1	1		
76. Other diseases of the blood and blood-forming organs	12	1	1			2						
77. Alcoholism	112	9	5			5				2		
78. Lead poisoning	3											
79. Chronic poisoning by other mineral or organic substances	5	1	1									
80. Encephalitis (nonepidemic)	43	1			1	2						
81. Meningitis (not due to meningococcus)	60	1		1		8		1	1			
82. Diseases of the spinal cord (except locomotor ataxia and disseminated sclerosis)	90	3	1		1	8	1	1		1		
83. Intracranial lesions of vascular origin	3910	177	106	10	15	317	6	10	22	5	9	
84. Mental diseases and deficiency (except general paralysis of the insane)	36	1	1			1						
85. Epilepsy	52	1	1			5						
86. Convulsions (under 5 years of age)	8											
87. Other diseases of the nervous system	143	6	3	1	1	12				1		
88. Diseases of the organs of vision	4											
89. Diseases of the ear and mastoid process	48	3	3			4		1				
90. Pericarditis (except acute rheumatic)	11											
91. Acute endocarditis (except rheumatic)	96	1	1			12		1	2	1		
92. Chronic affections of the valves and endocardium	1251	35	16		4	98	2	4	6	1	1	
93. Diseases of the myocardium	8986	284	136	15	27	740	8	30	52	19	20	
94. Diseases of the coronary arteries and angina pectoris	4108	171	111	2	10	448	12	9	21	9	7	
95. Other diseases of the heart	1304	66	43	1	5	71	1	4	2	3	3	
96. Aneurysm (except of heart and aorta)	71	3		1		6		1	1	1		
97. Arteriosclerosis (except coronary or renal sclerosis)	834	19	12			62			5	2		
98. Gangrene	8											
99. Other diseases of the arteries	77	1				10						
100. Diseases of the veins	21	1	1			1		1				
101. Diseases of the lymphatic system	3											
102. High blood pressure (idiopathic)	77	1	1			3						
103. Other diseases of the circulatory system	3					1						
104. Diseases of the nasal fossae and accessory sinuses	21						2					

TABLE 20—DEATHS FROM EACH CAUSE, DETAILED INTERNATIONAL LIST, IN THE
(COUNTY FIGURES INCLUDE

	Essex County	Belleville	Bloomfield	East Orange	Irvington	Maplewood Twp.	Millburn Twp.	Montclair	Newark	Nutley	Orange	South Orange	West Orange	Gloucester County
54. Cancer of the brain and other parts of the central nervous system	20	1	2	1	3				10		1		2	
55. Cancer of other and unspecified organs	95	1	2	6	9	3	3	7	49	1	6		2	6
56. Nonmalignant tumors (including dermoid cyst)	38	1		2	3			3	16	1	5		3	3
57. Tumors of unspecified nature	16	2		3	1				10					
58. Acute rheumatic fever	17			1	2				10	1	2		1	1
59. Chronic rheumatism and other rheumatic diseases	13		1		1				6	2	1			1
60. Gout														
61. Diabetes mellitus	317	12	13	19	16	10	1	14	187	5	12	4	12	36
62. Diseases of the pituitary gland								1						1
63. Diseases of the thyroid and parathyroid glands	22	1	1		2			1	12	1	2		1	2
64. Diseases of the thymus gland	5						1		3		1			2
65. Diseases of the adrenal glands (not specified as tuberculous)	3								2					
66. Other general diseases	1								1					
67. Scurvy														
68. Beriberi	1								1					
69. Pellagra	1								1					
70. Rickets	1								1					
71. Avitaminoses														
72. Hemorrhagic conditions	1											1		
73. Anemias (except splenic anemia)	16			2	2			1	8	2				2
74. Leukemias and aleukemias	38	1	2	5	5			1	15	2	2	1	1	1
75. Diseases of the spleen	4		1				1		2					
76. Other diseases of the blood and blood-forming organs	3						1					1		4
77. Alcoholism	21		2	1	2				15					
78. Lead poisoning														
79. Chronic poisoning by other mineral or organic substances	1												1	
80. Encephalitis (nonepidemic)	9	1			1				5					
81. Meningitis (not due to meningococcus)	15	1	1	1	1	1			9			1		1
82. Diseases of the spinal cord (except locomotor ataxia and disseminated sclerosis)	19			2	2			1	9	1	3			2
83. Intracranial lesions of vascular origin	675	19	43	66	28	16	6	52	320	21	32	12	21	88
84. Mental diseases and deficiency (except general paralysis of the insane)	6		1	1		1			3					1
85. Epilepsy	7		1	2					3			1		
86. Convulsions (under 5 years of age)	1								1					1
87. Other diseases of the nervous system	27	2		2	1		1	4	13	1			2	2
88. Diseases of the organs of vision	1								1					
89. Diseases of the ear and mastoid process	14								9		4			1
90. Pericarditis (except acute rheumatic)	2								1					1
91. Acute endocarditis (except rheumatic)	19	1		2		1		1	11				2	4
92. Chronic affections of the valves and endocardium	205	8	8	26	12	7	2	14	89	10	12	4	8	35
93. Diseases of the myocardium	2119	60	84	212	103	48	18	97	1211	35	84	31	65	142
94. Diseases of the coronary arteries and angina pectoris	720	13	39	85	44	21	11	51	328	14	28	16	20	92
95. Other diseases of the heart	239	7	7	19	2	2	11	157	4	7	3	5	18	18
96. Aneurysm (except of heart and aorta)	15		1	2	1				9		1			2
97. Arteriosclerosis (except coronary or renal sclerosis)	149	4	7	11	14	4	1	8	79	4	9		3	14
98. Gangrene	2								2					
99. Other diseases of the arteries	16	1	1	1					9		1	1	1	4
100. Diseases of the veins	6			2					2				2	1
101. Diseases of the lymphatic system														
102. High blood pressure (idiopathic)	50		2	5	1		1	2	18	1				2
103. Other diseases of the circulatory system														
104. Diseases of the nasal fossae and accessory sinuses	5							2	3					

BUREAU OF VITAL STATISTICS

COUNTIES OF NEW JERSEY AND SELECTED MUNICIPALITIES AND TOWNSHIPS
PLACES WHICH FOLLOW): 1942—Continued

Woodbury	Hudson County	Bayonne	Guttenberg	Harrison	Hoboken	Jersey City	Kearny	North Bergen Twp.	Secaucus	Union City	Weehawken Twp.	West New York	Hunterdon County	Mercer County	Princeton	Trenton	Middlesex County	Carteret	Highland Park	New Brunswick	Perth Amboy	Sayreville	South Amboy	South River	Woodbridge Twp.	
1	10	1			1	4	1			1		2		4		3	4			2						1
	65	2			5	34	6		3	7	2	2	5	14		11	14			2	1	1	1	1		1
	28				4	13	4		1	3	1	2		6		4	7						1			3
	18		1		2	10			2	2		1		3		2	7	1		1	1	1				2
	17	3			1	6	2		2	1	1	2		1		1	3			1	1	1	1			2
	5	1				2				1		1		6		4	2				2					
2	216	24	1	2	21	96	8	13	2	28	6	15	12	72	2	50	67	4	3	12	12	2	6	2	7	
2	17	1			2	10		1			2	1		7		4	8	1		2	1		1	2		
	4	1	1			1				1				5		3										
	3				1	1	1																			
	3				1	1		1				1														
	1			1										1		1										
	3								1			1														
	18			2	2	7			1	1		1		1		1	1	1								
1	37	2			2	23	2		2	3	2	1	1	1		7	7			2		1				
	3			1																						
	3					2						1					1									
	21		1		4	15			1				2	4		4	6			1	1					1
	1						1							1												
	2	2			5								1	3	1		2									1
	12	1		1	3	6	1							3		2	1			1						
	9	2			5				1	1			5	1		1	6				2					1
17	601	87	5	7	54	285	27	24	5	68	14	25	63	181	14	103	169	7	6	36	33	5	5	7	21	
	8	4			2	2				2				1			1			1						
	17	5			2	8	1			1			1	1		1	3	1								1
1	19	4	2		1	7		1		2	2		2	7		4	11	1		3	2					
	1					1								1		1										
	10					3	1		1	3		2	1	2		1										
	1	1				1				1			1	1		1										1
1	14		2		2	7	1			1		1		6		4	4				1					1
	169	9	2	3	16	75	10	12	1	21	5	13	17	56	2	35	64	3	1	4	6		4	5	9	
22	1788	107	12	43	209	861	103	111	18	178	34	109	129	409	17	253	342	10	12	51	76	12	12	14	36	
18	442	110	3	9	25	165	19	32	5	30	17	27	39	223	9	156	172	16	6	22	36	6	7	5	26	
	152	23		3	7	77	9	9	1	11	5	7	10	39	1	25	112	3	2	32	16	2	9	4	3	
1	7	1			4					1			1	3		2	5			2						1
	3	108	7	1	2	64	6	4	2	5	5	7	8	55	2	36	32			6	6	1	6	1	3	
	2				1		1							1		1				1						
1	8	3			2	1				1		1		3		2	6		1	1		1		1		
	3				1												1									
	2				1						1						1									
	11	3		1		4	2	1					1	2		1	6	2		1	1				1	
	1				1								1	1		1	1				1					

DEPARTMENT OF HEALTH

TABLE 20—DEATHS FROM EACH CAUSE, DETAILED INTERNATIONAL LIST, IN THE
(COUNTY FIGURES INCLUDE

	Monmouth County	Asbury Park	Long Branch	Neptune Twp.	Red Bank	Morris County	Dover	Madison	Morristown	Ocean County	Passaic County	Clifton
54. Cancer of the brain and other parts of the central nervous system	2					4					1	
55. Cancer of other and unspecified organs	12	1	1	1	1	11	1		3	3	26	6
56. Nonmalignant tumors (including dermoid cysts)	10	2		1	2	4		2			6	
57. Tumors of unspecified nature	2			1		4		1	2		4	
58. Acute rheumatic fever	3					1					2	1
59. Chronic rheumatism and other rheumatic diseases						8			2		3	
60. Gout												
61. Diabetes mellitus	75	15	8	6	2	37	4	1	4	18	118	16
62. Diseases of the pituitary gland												
63. Diseases of the thyroid and parathyroid glands	4	1	1			1				1	7	1
64. Diseases of the thymus gland	2									1	2	1
65. Diseases of the adrenal glands (not specified as tuberculous)												1
66. Other general diseases	1										1	
67. Scurvy												
68. Beriberi												
69. Pellagra												
70. Rickets												
71. Avitaminoses												
72. Hemorrhagic conditions	1										2	
73. Anemias (except splenic anemia)	4		1			1					9	2
74. Leukemias and aleukemias	9	1	3	1	2	7		1	1	5	23	5
75. Diseases of the spleen												
76. Other diseases of the blood and blood-forming organs	1		1									
77. Alcoholism	4		2			4						
78. Lead poisoning	1										14	
79. Chronic poisoning by other mineral or organic substances												
80. Encephalitis (nonepidemic)	2	1		1		2						1
81. Meningitis (not due to meningococcus)	3	1	1			2	1					4
82. Diseases of the spinal cord (except locomotor ataxia and disseminated sclerosis)	5					2				2	6	
83. Intracranial lesions of vascular origin	216	20	21	21	17	125	14	7	27	47	306	29
84. Mental diseases and deficiency (except general paralysis of the insane)	2	1			1	3		1	1		4	1
85. Epilepsy	3	2	1			2			1		6	
86. Convulsions (under 5 years of age)	1		1								1	
87. Other diseases of the nervous system	5				1	4					12	1
88. Diseases of the organs of vision											1	1
89. Diseases of the ear and mastoid process						3					3	
90. Pericarditis (except acute rheumatic)	1											2
91. Acute endocarditis (except rheumatic)	3					5					5	2
92. Chronic affections of the valves and endocardium	58	7	8	14	2	42	4	4	7	11	91	11
93. Diseases of the myocardium	429	47	50	21	41	283	27	14	50	74	506	65
94. Diseases of the coronary arteries and angina pectoris	250	22	18	16	14	139	13	7	22	55	323	42
95. Other diseases of the heart	127	18	16	11	5	18	1	1	2	28	56	8
96. Aneurysm (except of heart and aorta)	2					2						2
97. Arteriosclerosis (except coronary or renal sclerosis)	49	8	7	1	2	46	4	1	8	9	74	8
98. Gangrene											1	
99. Other diseases of the arteries	3	1		1		3					1	2
100. Diseases of the veins											2	1
101. Diseases of the lymphatic system												
102. High blood pressure (idiopathic)	2				1					1	3	1
103. Other diseases of the circulatory system	1											
104. Diseases of the nasal fossae and accessory sinuses	2					1						3

DEPARTMENT OF HEALTH

TABLE 20—DEATHS FROM EACH CAUSE, DETAILED INTERNATIONAL LIST, IN THE
(COUNTY FIGURES INCLUDE

	State Total	Atlantic County	Atlantic City	Hammonon	Pleasantville	Bergen County	Bergenfield	Cliffside Park	Englewood	Fairview	Fort Lee	Garfield
105. Diseases of the larynx	12											
106. Bronchitis	103	1				11						1
107. Bronchopneumonia (including capillary bronchitis)	784	29	14		5	56	4	3	1			2
108. Lobar pneumonia	915	21	16	1	1	62	1	4	1	2	1	2
109. Pneumonia (unspecified)	27	3	2			1						
110. Pleurisy (not specified as tuberculous)	63	3	3			2	1					
111. Hemorrhagic infarction, thrombosis, edema and chronic congestion of the lungs	76	4	2			5						
112. Asthma	63					5						
113. Pulmonary emphysema	12					2						
114. Other diseases of the respiratory system (except tuberculosis)	59					3						
115. Diseases of the buccal cavity, pharynx, tonsils and adnexa	59	1				2						
116. Diseases of the esophagus	4											
117. Ulcer of stomach or duodenum	328	11	9			24	1	1	1			2
118. Other diseases of the stomach (except cancer)	16	1				1						
119. Diarrhea, enteritis and ulceration of the intestines (under 2 years of age)	97	2	1	1		6						1
120. Diarrhea, enteritis and ulceration of the intestines (2 years of age and over)	85	5	3		1	2					1	
121. Appendicitis	271	10	6		1	23	1		2			2
122. Hernia and intestinal obstruction	354	11	9			31	1	1		1	1	1
123. Other diseases of the intestines	63	3	3			6		1		1		
124. Cirrhosis of the liver	566	19	10	2	1	60	1	8	2	1	1	7
125. Other diseases of the liver	45	1	1			5					1	2
126. Biliary calculi	160	6	3	1		9	1					2
127. Other diseases of the gallbladder and biliary ducts	96	3	2		1	7	1	1				2
128. Diseases of the pancreas (except diabetes mellitus)	22					3				1		1
129. Peritonitis (cause not stated)	24					3						
130. Acute nephritis	66	8	8			4						1
131. Chronic nephritis	2771	174	99	12	17	182	3	6	6	4	6	9
132. Nephritis unspecified (10 years of age and over)	113	12	5	2	3	3						1
133. Other diseases of the kidneys and ureters	87	3	3			11						
134. Calculi of the urinary passages	55	2				4						
135. Diseases of the urinary bladder	21					2						
136. Diseases of the urethra (except calculus)	8					1	1					
137. Diseases of the prostate	195	1				19	1	1				1
138. Diseases of other male genital organs (not specified as venereal)	6											
139. Diseases of the female genital organs	53	8	6			3						
140. Abortion with mention of infection	16											
141. Abortion without mention of infection	3											
142. Ectopic gestation	8											
143. Hemorrhage of pregnancy (death before delivery)	1											
144. Toxemias of pregnancy (death before delivery)	17											
145. Other diseases and accidents of pregnancy (death before delivery)	5											
146. Hemorrhage of childbirth and the puerperium	26					4						
147. Infection during childbirth and the puerperium	34					3				1		
148. Puerperal toxemias (excluding death before delivery)	14					3						1
149. Other accidents and specified conditions of childbirth	22	1				1						

BUREAU OF VITAL STATISTICS

COUNTIES OF NEW JERSEY AND SELECTED MUNICIPALITIES AND TOWNSHIPS
PLACES WHICH FOLLOW): 1942—Continued

Hackensack	Lodi	Lyndhurst Twp.	North Arlington	Ridgenfield Park	Ridgewood	Rutherford	Teaneck Twp.	Wallington	Burlington County	Burlington	Camden County	Camden	Andubon	Collingswood	Gloucester City	Pennsauken Twp.	Haddonfield	Cape May County	Cumberland County	Bridgeton	Milville	Vineland
1			1			1	1		1		4	2						1				
4	3	3	12	2	1	5	2		13	1	44	20	4	1	2	2	3	7	15		7	3
6	4	12		4	12	12	5		22	5	94	47	3	4	6	7	12	9	15		7	1
		1							1		3	3						1	2		1	
							1				5	5						1	1		1	
		1		1					1		5	2		1		1		1	2			
		3				1			2		5	2			1			2				
											1	1										
		1							1	1	1	1										
1											5	3	1			1						
		1	1		2		3		10	1	13	8		1					1	1		
				1					1		1								1			
1					1	1	1		4		11	7				2			4	1	1	
									1		9	4		2		1		1	5		3	
1		1		1	1	1	2		6	1	21	11	1	2	1			1	8	13		2
3	1	1		2		1	2		8	2	20	5	1	2	1		1	2	4	1	1	1
4	3				4	4	3	1	1		2	1						2	2			1
1				1	1				2	1	29	20	1	1	2		1	8	6	6	2	
2				1	1				1		12	2		1			5	12	2	1		
		1							1		8	3				1		2				
							1				2	1										
1									2		3	2										
18	3	7	1	9	12	7	8	1	149	16	269	119	8	17	15	14	10	35	73	16	12	7
						1			4	1	8	4		1		2		3	2		1	1
1	1	1			1	1	1	1	4		4	2										
							1		1		4	1	1									
									1		3	2		1								
									1		2	1			1							
1	1	2			1	1			5		10	5	1	1	1	2			4	2		1
1				1					1		4					1		1	1			
									1		1	1										
									1		1	1							1			1
									1		1	1										
									2	1	3		1		1							
											4	3						1				
									1		2	1							1			1
			1								2			1	1				1			

DEPARTMENT OF HEALTH

TABLE 20—DEATHS FROM EACH CAUSE, DETAILED INTERNATIONAL LIST, IN THE
(COUNTY FIGURES INCLUDE

	Essex County	Belleville	Bloomfield	East Orange	Irrington	Maplewood Twp.	Millburn Twp.	Montclair	Newark	Nutley	Orange	South Orange	West Orange	Gloucester County
105. Diseases of the larynx														
106. Bronchitis	21			1	3				17					2
107. Bronchopneumonia (including capillary bronchitis)	121	1	4	8	8	6	5	65	5	5	2	5	26	
108. Lobar pneumonia	201	6	11	17	11	4	2	112	5	8	4	7	13	
109. Pneumonia (unspecified)	2							2						
110. Pleurisy (not specified as tuberculous)	18		1	1	2		1	11		1				
111. Hemorrhagic infarction, thrombosis, edema and chronic congestion of the lungs	15		1				1	2	7		1		1	
112. Asthma	17			1	2			2	10	2			1	
113. Pulmonary emphysema	4								4					
114. Other diseases of the respiratory system (except tuberculosis)	13	1	1					1	8		2		1	
115. Diseases of the buccal cavity, pharynx, tonsils and adnexa	17	2		1				1	14	1			1	
116. Diseases of the esophagus	1								1					
117. Ulcer of stomach or duodenum	75		8	3	5	2		5	39	2	6	1	1	2
118. Other diseases of the stomach (except cancer)														
119. Diarrhea, enteritis and ulceration of the intestines (under 2 years of age)	23	2	1	1					15	1	1	1		5
120. Diarrhea, enteritis and ulceration of the intestines (2 years of age and over)	13	1	1	1		1			6		3			3
121. Appendicitis	53	3	4	4	3	1	1	1	31	2				1
122. Hernia and intestinal obstruction	82	2	6	6	1	1		6	50	1	4	1	1	7
123. Other diseases of the intestines	11		2	1				1	5					
124. Cirrhosis of the liver	119	3	4	10	7	4		3	56	3	7	3	6	4
125. Other diseases of the liver	17			1	1			1	6	1		1		1
126. Biliary calculi	38		2	2	4	1		2	19	2	2			
127. Other diseases of the gallbladder and biliary ducts	18			1	1	3		2	7	1	1	1	1	2
128. Diseases of the pancreas (except diabetes mellitus)	7	1		1					4		1			
129. Peritonitis (cause not stated)	4				1			1	2					1
130. Acute nephritis	12	1					1	1	8					1
131. Chronic nephritis	563	23	41	53	31	21	4	35	266	7	25	5	11	88
132. Nephritis unspecified (10 years of age and over)	25			1	1	1		4	14	1	2		1	1
133. Other diseases of the kidneys and ureters	19	1	1	4			1	2	9					2
134. Calculi of the urinary passages	12		1					1	7		1		2	1
135. Diseases of the urinary bladder	6	1	2						2					
136. Diseases of the urethra (except calculus)	2								1	1				
137. Diseases of the prostate	42	1	4	4	4			4	19	1	1		2	3
138. Diseases of other male genital organs (not specified as venereal)	1								1					1
139. Diseases of the female genital organs	10						1		9					3
140. Abortion with mention of infection	5				1				3		1			2
141. Abortion without mention of infection														
142. Ectopic gestation	2			1	1									2
143. Hemorrhage of pregnancy (death before delivery)														
144. Toxemias of pregnancy (death before delivery)	1										1			
145. Other diseases and accidents of pregnancy (death before delivery)	3								2		1			
146. Hemorrhage of childbirth and the puerperium	2							1	2					
147. Infection during childbirth and the puerperium	5	1			1				3					1
148. Puerperal toxemias (excluding death before delivery)	1				1									
149. Other accidents and specified conditions of childbirth	5			1	1				2	1				1

BUREAU OF VITAL STATISTICS

COUNTIES OF NEW JERSEY AND SELECTED MUNICIPALITIES AND TOWNSHIPS
PLACES WHICH FOLLOW): 1942—Continued

Woodbury	Hudson County	Bayonne	Guttenberg	Harrison	Hoboken	Jersey City	Kearny	North Bergen Twp.	Secaucus	Union City	Weehawken Twp.	West New York	Hunterdon County	Mercer County	Princeton	Trenton	Middlesex County	Carteret	Highland Park	New Brunswick	Perth Amboy	Sayreville	South Amboy	South River	Woodbridge Twp.	
1	14	1			2	8		2		1			1	10		1					1				1	
2	160	29	2	2	11	73	2	11	2	14	7	7	8	42	3	26	37	3		7					4	
3	144	16	1	4	13	76	8	4	1	11	5	5	7	42	4	25	38	2		11					4	
4	5				1									5		1										
5	6	1			1	4				1		1	1	3		2									1	
6			1		1			1		3			1	2		2	4								1	
7					2	6							1	2		2	4				2					
8					2								1	1			1				1					
9	13	1		1	1	8				2				6		4	4					2	1		1	
10	7				1	4				2				5		3	4				1					2
11	47	5		2	8	20	2	2	1	4	1	2	1	20	1	13	14	1	1	4		1	1	1	1	1
12	3				1	1				1				2		1										
13	16		1		2	11				2			2	4		3	4	1				1			1	
14	17			1	8			1	1	2	1	3	1	4		3	5				1					
15	42	5		1	6	11	10	2	1	2	2	2	5	14		9	12			1	3	2		1		
16	57	3		3	12	26	3	1	1	5		3	4	17		11	17	3		5	5			1		
17	14				3	6		1	1			3	3	2		2	2							1	1	1
18	111	7	1	2	13	59	4	6		13	2	3	3	26		19	30	2		6				2	4	
19	5	1			2	1		1		1		3	3	1	5	1	3	3								
20	28	3	1			10	1	1	1	5	3	3	1	5	1	3	3			1			1			
21	1	19	2		2	9	1	1	2	1		1	2	4		3	3	1						1		
22	6				4	1						1	1	1		1	1									
23	4				2	1		1						2		4	4				1					
24	2												2	4		2	4				1					
25	7	25	27	4	4	21	131	13	14	1	24	6	10	29	115	4	81	117	4	3	30	26	3	6	2	3
26	12				1	8		1		1		1	1	4		3	7				2					
27	13	1			1	9				1		1	1	3		3	3		1					1		1
28	9	1			2	2		2			1	1		2		1	6							1		
29	5			1	1	3								1		1	1			1		1				
30	1									1				1		1	1									
31	23	1			1	9	4	1		3	1	3	2	5		2	10				2	2		1	1	1
32	9	2			2	3				1		1		4		2	1									
33	1											1		3		2										
34	1			1																						
35	2							2					1				2									
36	1				1																					
37	3	1		1								1		2		2	1									1
38	4				1	3							1	1		1	2									1
39	1				1								1													1
40	3				1				1			1					1						1			

DEPARTMENT OF HEALTH

TABLE 20—DEATHS FROM EACH CAUSE, DETAILED INTERNATIONAL LIST, IN THE
(COUNTY FIGURES INCLUDE

	Monmouth County	Asbury Park	Long Branch	Neptune Twp.	Red Bank	Morris County	Dover	Madison	Morristown	Ocean County	Fancic County	Clifton
105. Diseases of the larynx						1	1			1	1	1
106. Bronchitis	3					4				1	6	
107. Bronchopneumonia (including capillary bronchitis)	37	3	2	1	3	20	2	3	2	10	43	4
108. Lobar pneumonia	39	4	2	4	5	27	2		2	11	73	6
109. Pneumonia (unspecified)	1										1	
110. Pleurisy (not specified as tuberculous)	1					2					8	2
111. Hemorrhagic infarction, thrombosis, edema and chronic congestion of the lungs	8		1	1	1	2			1		7	
112. Asthma	4	1		1		2		1			4	2
113. Pulmonary emphysema												
114. Other diseases of the respiratory system (except tuberculosis)	2					2			1		3	
115. Diseases of the buccal cavity, pharynx, tonsils and adnexa						3		1	2	1	4	
116. Diseases of the esophagus	1			1								
117. Ulcer of stomach or duodenum	14	2		1		12		2	1	5	32	5
118. Other diseases of the stomach (except cancer)	3	1			1	1						
119. Diarrhea, enteritis and ulceration of the intestines (under 2 years of age)	2		1		1						2	
120. Diarrhea, enteritis and ulceration of the intestines (2 years of age and over)	1			1		1			1		8	2
121. Appendicitis	9	1	1			7	2	2	1	6	15	2
122. Hernia and intestinal obstruction	16			1	1	10			5	4	20	2
123. Other diseases of the intestines	4			1						3	5	1
124. Cirrhosis of the liver	16	1	1		2	16	2	1	4	6	57	2
125. Other diseases of the liver	3					2					1	
126. Biliary calculi	9		3			4			1	1	15	2
127. Other diseases of the gallbladder and biliary ducts	2		1			5	1				5	
128. Diseases of the pancreas (except diabetes mellitus)	1				1	1			1			
129. Peritonitis (cause not stated)	1										1	
130. Acute nephritis	4	1			1	3				1	6	
131. Chronic nephritis	113	11	17	11	11	100	6	8	19	42	174	23
132. Nephritis unspecified (10 years of age and over)	7	1	1		1	1	1			1	6	
133. Other diseases of the kidneys and ureters	2					7		1	2		4	1
134. Calculi of the urinary passages	1	1				2				1	7	
135. Diseases of the urinary bladder	3			1		1						
136. Diseases of the urethra (except calculus)	1			1								
137. Diseases of the prostate	9	1		1	1	10		2	2	1	24	5
138. Diseases of other male genital organs (not specified as venereal)											1	
139. Diseases of the female genital organs	2	1									3	1
140. Abortion with mention of infection	2									1	1	
141. Abortion without mention of infection											1	
142. Ectopic gestation												
143. Hemorrhage of pregnancy (death before delivery)												
144. Toxemias of pregnancy (death before delivery)						1				1	2	
145. Other diseases and accidents of pregnancy (death before delivery)												
146. Hemorrhage of childbirth and the puerperium										1	2	
147. Infection during childbirth and the puerperium	2					2		1	1		3	2
148. Puerperal toxemias (excluding death before delivery)	2									1	1	
149. Other accidents and specified conditions of childbirth						1			1		1	

DEPARTMENT OF HEALTH

TABLE 20—DEATHS FROM EACH CAUSE, DETAILED INTERNATIONAL LIST, IN THE
(COUNTY FIGURES INCLUDE

	State Total	Atlantic County	Atlantic City	Hammonton	Pleasantville	Bergen County	Bergendel	Cliffside Park	Englewood	Fairview	Fort Lee	Garfield
150. Other and unspecified conditions of child-birth and the puerperium	6											
151. Carbuncle and furuncle	11											
152. Phlegmon and acute abscess	11	1	1									
153. Other diseases of the skin and cellular tissue	24	1				1						
154. Osteomyelitis and periostitis	17					4					1	
155. Other diseases of the bones (except tuberculosis)	7					1						
156. Diseases of the joints and other organs of movement	11	1	1									
157. Congenital malformations (stillbirths not included)	471	9	4	1	1	53	2	3	1	1	2	3
158. Congenital debility (cause not stated)	41	3	2		1	1						
159. Premature birth (cause not stated)	919	20	11	1	2	59	1	1	1	2		3
160. Injury at birth	259	7	3	2		23			1	3		2
161. Other diseases peculiar to the first year of life	216	4	3			15					1	1
162. Senility	234	11	8		1	26			7	1	1	
163. Suicide by poisoning	234	7	2		2	36		1	1	1		
164. Suicide by other means	303	5	2	1		33		2	2		4	2
165. Infanticide (homicide of infants under 1 year of age)	4											
166. Homicide by firearms	35					3		1				
167. Homicide by cutting or piercing instruments	37					2						
168. Homicide by other means	29	1	1			8	3					
169. Railway accidents (except collisions with motor vehicles)	88					9						1
170. Motor vehicle accidents	750	23	6	1	4	58	1	3	2	2	1	3
171. Street car and other road transport accidents	18	1	1			1						
172. Water transport accidents	37					3						
173. Air transport accidents	11					2						
174. Accidents in mines and quarries	6											
175. Agricultural and forestry accidents	16											
176. Other accidents involving machinery	37	2	1		1	4				2		
177. Food poisoning	3											
178. Accidental absorption of poisonous gas	98	7	6		1	9						
179. Acute accidental poisoning by solids or liquids	24	2	1	1		1						
180. Conflagration	70					5					1	
181. Accidental burns (except conflagration)	101	5	4			6						1
182. Accidental mechanical suffocation	47	2			1	3	2					
183. Accidental drowning	186	7	4		1	18		1	3			1
184. Accidental injury by firearms	24	1		1		4						
185. Accidental injury by cutting or piercing instruments	9											
186-1. Accidental injury by fall	874	30	19	1	3	70	4	1	5	2	2	4
186-2. Accidental injury by crushing	13	1	1			2						1
187. Cataclysm												
188. Injury by animals	6	1										
189. Hunger or thirst												
190. Excessive cold	23	1										
191. Excessive heat	9											
192. Lightning	3	1	1			1						
193. Accidents due to electric currents (except lightning)												
194. Poisoning by venomous animals	1					1			1			
195. Other accidents	174	2	2			14			1		1	3
196. Deaths of military personnel during operations of war												
197. Deaths of civilians due to operations of war	34	1	1			2						
198. Legal executions	3											
199. Sudden death	1											
200. Ill-defined and unknown causes	26					1						
Totals	46270	1679	963	71	147	3838	92	134	210	86	95	197

DEPARTMENT OF HEALTH

TABLE 20—DEATHS FROM EACH CAUSE, DETAILED INTERNATIONAL LIST, IN THE
(COUNTY FIGURES INCLUDE

	Essex County	Bellefille	Bloomfield	East Orange	Irvington	Maplewood Twp.	Millburn Twp.	Montclair	Newark	Nutley	Orange	South Orange	West Orange	Gloucester County
150. Other and unspecified conditions of child-birth and the puerperium	2								1		1			
151. Carbuncle and furuncle	3			2					1					
152. Phlegmon and acute abscess	6			1	1				3	1				
153. Other diseases of the skin and cellular tissue	4			1					3					
154. Osteomyelitis and periostitis					1									
155. Other diseases of the bones (except tuberculosis)	1				1									
156. Diseases of the joints and other organs of movement	4				1				2			1		
157. Congenital malformations (stillbirths not included)	77	2	6	5	9	2	2	3	37	2	3		2	11
158. Congenital debility (cause not stated)	5					1			4					1
159. Premature birth (cause not stated)	208	5	7	18	14	2	6	9	113	4	13	4	5	20
160. Injury at birth	46	2	2	2	2				3	21	1	7		9
161. Other diseases peculiar to the first year of life	48	1	3	2	2			3	5	26	3	2		5
162. Senility	49	1	1	3	3	1	1	1	26	4		2	3	3
163. Suicide by poisoning	78	4	4	5	8	1		1	42		4	1	2	6
164. Suicide by other means	54		1	4	2	1	1	5	30	1		2	4	3
165. Infanticide (homicide of infants under 1 year of age)	1								1					
166. Homicide by firearms	9							1	7					
167. Homicide by cutting or piercing instruments	14							1	13		1			
168. Homicide by other means	3								3					
169. Railway accidents (except collisions with motor vehicles)	15	1							13			1		
170. Motor vehicle accidents	132	7	1	8	5	4	3	5	77	5	7	1	5	24
171. Street car and other road transport accidents	5		1						3			1		1
172. Water transport accidents	2								2					
173. Air transport accidents	1							1						
174. Accidents in mines and quarries	1													
175. Agricultural and forestry accidents	1													
176. Other accidents involving machinery	6				1				5					
177. Food poisoning														
178. Accidental absorption of poisonous gas	25	1	2	1	2		1		16		1			1
179. Acute accidental poisoning by solids or liquids	4		1					1	2					1
180. Conflagration	6								5	1				4
181. Accidental burns (except conflagration)	16			3					13					2
182. Accidental mechanical suffocation	13				1				10					2
183. Accidental drowning	23	3	2	1					17					3
184. Accidental injury by firearms	2								2					1
185. Accidental injury by cutting or piercing instruments	5				1				3		1			
186-1. Accidental injury by fall	187	3	6	19	10	5		10	101	3	12	1	8	11
186-2. Accidental injury by crushing	2								2					
187. Cataclysm														
188. Injury by animals														
189. Hunger or thirst														
190. Excessive cold	1								1					
191. Excessive heat	2	1					1							
192. Lightning														
193. Accidents due to electric currents (except lightning)	4								4					
194. Poisoning by venomous animals														
195. Other accidents	32	1	1	2	1	1		1	23		1			4
196. Deaths of military personnel during operations of war														
197. Deaths of civilians due to operations of war	4			1					2				1	
198. Legal executions	1								1					
199. Sudden death														
200. Ill-defined and unknown causes	3							1	2					1
Totals	9438	268	436	834	523	215	87	499	5130	203	418	142	275	904

BUREAU OF VITAL STATISTICS

COUNTIES OF NEW JERSEY AND SELECTED MUNICIPALITIES AND TOWNSHIPS
PLACES WHICH FOLLOW): 1942—Continued

Woodbury	Hudson County	Bayonne	Guttenberg	Harrison	Hoboken	Jersey City	Kearny	North Bergen Twp.	Secaucus	Union City	Weehawken Twp.	West New York	Hunterdon County	Mercer County	Princeton	Trenton	Middlesex County	Carteret	Highland Park	New Brunswick	Perth Amboy	Sayreville	South Amboy	South River	Woodbridge Twp.
..	1	1	1
..	2	2	1
..	4	2	1	1	..	1	3	1	1	2	1
..	5	1	..	2	..	1	1	..	1
..	1	1	1	1
1	55	5	1	4	4	22	5	4	1	7	..	2	7	32	2	18	23	2	1	5	3	1	1	2	1
6	1	4	4	1	1	..	1	3	1	1
134	17	..	4	9	59	2	6	2	16	4	9	5	48	2	36	55	1	1	10	13	4	1	3	6	
39	8	..	1	4	14	4	3	..	1	..	4	..	8	..	3	17	1	..	2	2	4	5	
32	5	2	10	10	1	..	2	..	2	5	14	1	9	8	1	3	2
17	1	1	9	2	1	..	2	..	1	7	8	..	5	7	1	2
15	2	8	3	1	..	1	..	1	1	1	1	1	11	3	2	2
45	7	7	18	2	1	1	1	4	1	4	4	13	1	8	22	2	6	1	1	1	4
..	1	1	2
6	1	..	4	1	1	..	1
4	1	1	2	1
20	1	1	..	2	15	2	1	1	5	5	4	6	1	2	2	1	1
95	8	..	2	10	45	7	10	1	6	2	4	7	36	..	19	47	2	..	8	10	2	2	1	4	4
13	1	5	5	..	1	1	..	1	1	..	3	1	1	1	1
1	1	1	2	2	3	..	2	1
2	1	1
3	2	1	1	2	3	..	2	1
7	..	2	1	2	1	1	..	2	3	2	1
5	4	4	..	1	1	1
8	2	2	2	..	1	1	..	2	5	..	7
19	2	1	4	11	1	1	1	..	1	5	3	10	2	1	..	1	1	2	2
5	..	1	2	1	2	1	1	3	1	1	4	1	1
30	8	..	2	11	..	1	..	3	1	4	1	14	1	9	11	1	6	1
3	2	1
1	150	20	2	4	10	83	8	4	2	8	4	5	8	38	1	26	31	..	9	7	..	2	..	2	2
3	1	1	1	..	1	1	1
..
1	1	7	..	4	1
2	1	1	..	1	..	1
1	1	1	2	..	2	2	1	1
1	27	4	..	1	15	2	1	..	2	..	2	2	1	8	..	5	12	2	5	1	1	..	1
..
2	2	1	..	1	2	1	..	1
2	2	1	..	1

DEPARTMENT OF HEALTH

TABLE 20—DEATHS FROM EACH CAUSE, DETAILED INTERNATIONAL LIST, IN THE
(COUNTY FIGURES INCLUDE

	Monmouth County	Asbury Park	Long Branch	Neptune Twp.	Red Bank	Morris County	Dover	Madison	Morristown	Ocean County	Passaic County	Clifton
150. Other and unspecified conditions of child-birth and the puerperium	1					1						
151. Carbuncle and furuncle										1		
152. Phlegmon and acute abscess	1										1	
153. Other diseases of the skin and cellular tissue	1										1	1
154. Osteomyelitis and periostitis						1					3	
155. Other diseases of the bones (except tuberculosis)											1	
156. Diseases of the joints and other organs of movement											1	
157. Congenital malformations (stillbirths not included)	21		3	2	3	11			5	6	41	9
158. Congenital debility (cause not stated)	2				1					1	2	
159. Premature birth (cause not stated)	37	1	6	1	2	22	2	2	4	13	58	6
160. Injury at birth	17	2	3		1	12			1	7	17	5
161. Other diseases peculiar to the first year of life	6	1			2	11	2		1	2	21	3
162. Senility	23	1	5	1		7		1	2	1	8	
163. Suicide by poisoning	18	1	2	2	1	7			1	4	15	3
164. Suicide by other means	13			1		12		1	1	4	18	3
165. Infanticide (homicide of infants under 1 year of age)												
166. Homicide by firearms						2		1		1	4	
167. Homicide by cutting or piercing instruments											2	
168. Homicide by other means	1										4	
169. Railway accidents (except collisions with motor vehicles)	5	1	1			6	2		1		4	
170. Motor vehicle accidents	37	2	1	3		26	5		2	5	44	6
171. Street car and other road transport accidents	1					1					1	1
172. Water transport accidents	2									1	1	
173. Air transport accidents												
174. Accidents in mines and quarries						1						
175. Agricultural and forestry accidents						2				2	1	1
176. Other accidents involving machinery										1	3	1
177. Food poisoning											1	
178. Accidental absorption of poisonous gas	7	1			1	2			1	3	8	1
179. Acute accidental poisoning by solids or liquids	1					1					1	
180. Conflagration	7					3				4	4	
181. Accidental burns (except conflagration)	5					7	1			1	4	
182. Accidental mechanical suffocation	1				1	2		1		1	1	
183. Accidental drowning	12	1	1	1		6				4	13	1
184. Accidental injury by firearms	5		1			3				1	3	
185. Accidental injury by cutting or piercing instruments												
186-1. Accidental injury by fall	38	2	4	4	3	23	3	2	3	9	62	13
186-2. Accidental injury by crushing	1										2	
187. Cataclysm												
188. Injury by animals						1						
189. Hunger or thirst												
190. Excessive cold	3					1					3	1
191. Excessive heat										1		
192. Lightning											1	
193. Accidents due to electric currents (except lightning)	2					2					1	
194. Poisoning by venomous animals												
195. Other accidents	12		3	1	2	5				2	7	2
196. Deaths of military personnel during operations of war												
197. Deaths of civilians due to operations of war						3	1	1	1	8	1	
198. Legal executions											1	
199. Sudden death											1	
200. Ill-defined and unknown causes	2				1					1	3	1
Totals	2287	231	235	168	176	1462	124	91	238	527	3199	420

TABLE 22—TABULATION OF DEATHS IN ATLANTIC COUNTY FOR 1942, ACCORDING TO THE ABRIDGED INTERNATIONAL LIST OF CAUSES OF DEATH

Abridged International List Number	CAUSE OF DEATH	All Deaths		White		Colored		Age Periods														
				Male	Female	Male	Female	Under 1 year	Under 5 years	5 to 9	10 to 14	15 to 19	20 to 29	30 to 39	40 to 44	45 to 49	50 to 59	60 to 69	70 to 79	80 to 89	90 and Over	Unknown
			ALL CAUSES	1679	665	642	193	179	61	73	3	7	14	27	69	74	101	270	406	407	193	35
1	Typhoid and paratyphoid fevers	2	1		1										1		1					
2	Plague																					
3	Scarlet fever	1		1						1												
4	Whooping cough	1				1	1	1														
5	Diphtheria																					
6	Tuberculosis of the respiratory system	74	23	12	24	15		1		6	14	16		7	6	14	8	2				
7	All other forms of tuberculosis	2		1	1					1						1						
8	Malaria																					
9	Syphilis	21	7	1	6	7	3	3					1	3	1	8	4	1				
10	Influenza	11		1	3	7		1		1					2	1	2		3	1		
11	Smallpox																					
12	Measles																					
13	Typhus fever																					
14	Other infectious or parasitic diseases	9	4	3	2					1	1			2	1	3						
15	Cancer and other malignant tumors	192	72	96	13	11							6	11	20	43	54	40	18			
16	Nonmalignant tumors or tumors of unspecified nature	3	1	2											1	1		1				
17	Chronic rheumatism and gout	3		3						3								2	1			
18	Diabetes mellitus	57	15	32	4	6							1	1	4	10	20	17	3	1		
19	Chronic or acute alcoholism	9	2	1	2	4							5			4						
20	Avitaminoses, other general diseases, diseases of the blood, and chronic poisonings	18	3	10	2	3	3	3						1	3	3	2	2	2	2		
21	Meningitis (nonmeningococcal) and diseases of the spinal cord	4	2	2				1											3			
22	Intracranial lesions of vascular origin	177	62	74	20	21	1	1					4	6	9	27	56	48	25	1		

23	Other diseases of the nervous system and sense organs	12	4	4	1	3	1	1	2	1	4	3	3					
24	Diseases of the heart	557	253	221	44	39	1	1	12	21	31	74	156	166	80	16		
25	Other diseases of the circulatory system	25	9	12	3	1	1	1	3	4	8	6	2		
26	Bronchitis	1	1		
27	Pneumonia and bronchopneumonia	53	19	17	11	6	7	10	1	2	2	2	13	10	9	4		
28	Other diseases of the respiratory system	7	2	3	1	1	2	2	1	2		
29	Diarrhea and enteritis	7	1	2	1	3	2	2	1	1	2	1		
30	Appendicitis	10	4	4	2	1	1	3	3	1		
31	Diseases of the liver and biliary passages	29	8	15	3	3	3	2	1	3	8	10	2		
32	Other diseases of the digestive system	27	12	10	1	4	1	1	2	1	2	5	5	6	3	1	
33	Nephritis	194	76	58	30	30	1	3	5	8	31	47	63	27	9	
34	Other diseases of the urinary and genital systems	14	2	7	1	4	1	2	3	1	5	1	1	
35	Puerperal infection	
36	Other diseases of pregnancy, childbirth, and the puerperium	1	1	1	
37	Diseases of the skin, cellular tissue, bones, and organs of movement	3	2	1	1	1	1	
38	Congenital malformations and debility, premature birth, and diseases peculiar to the first year of life	43	19	19	4	1	40	43	
39	Senility, old age	11	6	3	2	1	3	4	3	
40	Suicide	12	7	4	1	1	1	2	1	3	1	3	
41	Homicide	1	1	1	
42	Automobile accidents (all motor-driven road vehicles)	23	17	4	2	2	1	2	4	1	10	2	1	
43	Other violent or accidental deaths (suicide, homicide, and automobile accidents excepted)	65	31	18	10	6	4	5	2	1	2	6	4	5	12	7	11	10
44	Causes of death ill-defined, unknown, or unspecified

Population (1940 Census), 124,066.

Total Resident Deaths, 1,679.

Rate per 1,000 Population, 13.5.

TABULATION OF DEATHS IN ATLANTIC CITY FOR 1942, ACCORDING TO THE ABRIDGED INTERNATIONAL LIST OF CAUSES OF DEATH

Abridged International List Number	CAUSE OF DEATH	All Deaths		White		Colored		Age Periods														
				Male	Female	Male	Female	Under 1 year	Under 5 years	5 to 9	10 to 14	15 to 19	20 to 29	30 to 39	40 to 44	45 to 49	50 to 59	60 to 69	70 to 79	80 to 89	90 and Over	Unknown
			ALL CAUSES	963	332	331	156	144	36	40	2	2	11	19	51	48	64	163	242	220	82	19
1	Typhoid and paratyphoid fevers																					
2	Plague																					
3	Scarlet fever																					
4	Whooping cough																					
5	Diphtheria																					
6	Tuberculosis of the respiratory system	56	15	6	22	13		1		5	9	14	4	6	9	7		1				
7	All other forms of tuberculosis	2		1	1					1												
8	Malaria																					
9	Syphilis	18	6	1	5	6	3	3			1	2	1		7	3		1				
10	Influenza	9			3	6		1		1				2	1	2		2				
11	Smallpox																					
12	Measles																					
13	Typhus fever																					
14	Other infectious or parasitic diseases	4	2	1	1									1	1	1		1				
15	Cancer and other malignant tumors	90	28	50	10	8						4	4	11	22	29		22	4			
16	Nonmalignant tumors or tumors of unspecified nature	2	1	1												1			1			
17	Chronic rheumatism and gout	1		1															1			
18	Diabetes mellitus	29	3	17	4	5							1	2	5	11		5	2			
19	Chronic or acute alcoholism	5	1	1	1	2							4		1							
20	Avitaminoses, other general diseases, diseases of the blood, and chronic poisonings	15	2	8	2	3	3	3						3	3	1	1	2	2			
21	Meningitis (nonmeningococcal) and diseases of the spinal cord	1		1															1			
22	Intracranial lesions of vascular origin	100	36	35	19	16							4	3	5	15	38	29	11	1		

23	Other diseases of the nervous system and sense organs	8	3	2		3					1	1	1		4	1		
24	Diseases of the heart	307	131	121	20	26					7	13	19	49	85	88	38	8
25	Other diseases of the circulatory system	14	4	7	2	1						1		2	2	6	3	
26	Bronchitis																	
27	Pneumonia and bronchopneumonia	32	7	9	11	5	4	5			1	1	2		8	8	5	2
28	Other diseases of the respiratory system	5	2	1	1	1									1	2	1	1
29	Diarrhea and enteritis	4		1	1	2	1	1				1			1		1	
30	Appendicitis	6	3	1	2			1				1			2		1	
31	Diseases of the liver and biliary passages	16	2	8	3	3					3	2	1	1	4	4	1	
32	Other diseases of the digestive system	21	10	6	1	4					1	2	2	5	4	5	1	1
33	Nephritis	112	35	23	26	28					1	3	5	8	19	31	28	10
34	Other diseases of the urinary and genital systems	9		4	1	4		1		1	3			1	3			
35	Puerperal infection																	
36	Other diseases of pregnancy, childbirth, and the puerperium																	
37	Diseases of the skin, cellular tissue, bones, and organs of movement	2	2							1							1	
38	Congenital malformations and debility, premature birth, and diseases peculiar to the first year of life	23	9	10	3	1	23	23										
39	Senility, old age	8	4	2		2									1	3	2	2
40	Suicide	4	1	2	1					1		1	1		1			
41	Homicide	1				1									1			
42	Automobile accidents (all motor-driven road vehicles)	6	4	2				1							4	1		
43	Other violent or accidental deaths (suicide, homicide, and automobile accidents excepted)	41	21	9	7	4	2	3		1	2	5	3	3	8	5	7	4
44	Causes of death ill-defined, unknown, or unspecified																	

Population (1940 Census), 64,094.

Total Resident Deaths, 963.

Rate per 1,000 Population, 15.0.

TABULATION OF DEATHS IN BERGEN COUNTY FOR 1942, ACCORDING TO THE ABRIDGED INTERNATIONAL LIST OF CAUSES OF DEATH

Abridged International List Number	CAUSE OF DEATH	All Deaths	White		Colored		Age Periods															
			Male	Female	Male	Female	Under 1 year	Under 5 years	5 to 9	10 to 14	15 to 19	20 to 29	30 to 39	40 to 44	45 to 49	50 to 59	60 to 69	70 to 79	80 to 89	90 and Over	Unknown	
	ALL CAUSES	3838	2003	1716	67	52	190	226	16	21	25	104	162	137	224	605	882	925	447	64	...	
1	Typhoid and paratyphoid fevers																					
2	Plague																					
3	Scarlet fever																					
4	Whooping cough	4	1		1	2	4	4														
5	Diphtheria																					
6	Tuberculosis of the respiratory system	96	57	31	4	4						12	27	7	9	23	13	2	1			
7	All other forms of tuberculosis	9	3	3	2	1		1	1			5				2						
8	Malaria																					
9	Syphilis	22	12	3	4	3						1	1	3		5	8	4				
10	Influenza	6	5	1				1			1					1	1	1	1			
11	Smallpox																					
12	Measles																					
13	Typhus fever																					
14	Other infectious or parasitic diseases	22	12	9		1	1	2			1	5	2	3	5	3	1					
15	Cancer and other malignant tumors	623	288	323	8	4		1		1	1	6	23	36	38	127	181	157	48	4		
16	Nonmalignant tumors or tumors of unspecified nature	28	9	17	1	1	1	2	1			2	1	5	2	8	3	2			2	
17	Chronic rheumatism and gout	3	1	2																		
18	Diabetes mellitus	110	31	75		4						1	1		4	26	43	27	4			
19	Chronic or acute alcoholism	5	5												1	4						
20	Avitaminoses, other general diseases, diseases of the blood, and chronic poisonings	49	25	23	1		6	8	1	3	1	3	6		1	15	6	4	1			
21	Meningitis (nonmeningococcal) and diseases of the spinal cord	16	9	6	1		2	4							1	8	2	1				
22	Intracranial lesions of vascular origin	317	122	188	3	4	1	1				2	8	8	16	37	86	103	51	5		

TABULATION OF DEATHS IN BURLINGTON COUNTY FOR 1942, ACCORDING TO THE ABRIDGED INTERNATIONAL LIST OF CAUSES OF DEATH

Abridged International List Number	CAUSE OF DEATH	All Deaths	White		Colored		Age Periods														
			Male	Female	Male	Female	Under 1 year	Under 5 years	5 to 9	10 to 14	15 to 19	20 to 29	30 to 39	40 to 44	45 to 49	50 to 59	60 to 69	70 to 79	80 to 89	90 and Over	Unknown
	ALL CAUSES	1213	617	493	59	41	62	70	8	10	9	65	61	38	51	173	231	299	188	10	...
1	Typhoid and paratyphoid fevers																				
2	Plague																				
3	Scarlet fever																				
4	Whooping cough	2		1		1	2	2													
5	Diphtheria																				
6	Tuberculosis of the respiratory system	31	10	16	3	2				2	3	2	7	2	4	3	5	2	1		
7	All other forms of tuberculosis	7	3	2	2		1	3				3	1								
8	Malaria																				
9	Syphilis	6	6											1		2	3				
10	Influenza	2	1	1														2			
11	Smallpox																				
12	Measles																				
13	Typhus fever																				
14	Other infectious or parasitic diseases	6	2	2		2	1	1		1		1	2		1						
15	Cancer and other malignant tumors	150	74	69	3	4						7	3	2	2	33	30	47	20		
16	Nonmalignant tumors or tumors of unspecified nature	5	3	2								1	1			2	1				
17	Chronic rheumatism and gout																				
18	Diabetes mellitus	33	11	18	2	2							1	4	2	7	10	5	4		
19	Chronic or acute alcoholism	2	1	1											1	1					
20	Avitaminoses, other general diseases, diseases of the blood, and chronic poisonings																				
21	Meningitis (nonmeningococcal) and diseases of the spinal cord	18	12	6						1	1	3	2	5	1	1	2	2			
22	Intracranial lesions of vascular origin	26	3	2			1	1				1	1	2	3	16	2	24	1		
		26	45	32	5	5						1	1	2	3	16	28	24	13		

TABULATION OF DEATHS IN CAMDEN COUNTY FOR 1942, ACCORDING TO THE ABRIDGED INTERNATIONAL LIST OF CAUSES OF DEATH

Abridged International List Number	CAUSE OF DEATH	All Deaths	White		Colored		Age Periods															
			Male	Female	Male	Female	Under 1 year	Under 5 years	5 to 9	10 to 14	15 to 19	20 to 29	30 to 39	40 to 44	45 to 49	50 to 59	60 to 69	70 to 79	80 to 89	90 and Over	Unknown	
	ALL CAUSES	2955	1447	1214	152	142	190	213	19	22	38	76	126	112	152	486	656	645	370	40	...	
1	Typhoid and paratyphoid fevers																					
2	Plague																					
3	Scarlet fever	2	2			1	1						1									
4	Whooping cough	1		1		1	1															
5	Diphtheria	2					1		1													
6	Tuberculosis of the respiratory system	99	53	21	13	12				1	2	14	15	15	10	18	16	6	1	1		
7	All other forms of tuberculosis	6		4	1	1			1				2		2	1						
8	Malaria																					
9	Syphilis	26	13	3	7	3	1	1			1	2	3	2	4	7	6					
10	Influenza	7	4	2	1		1	1						1		1	1	1	2			
11	Smallpox																					
12	Measles																					
13	Typhus fever	1		1											1							
14	Other infectious or parasitic diseases	15	5	8		2	1	1	1	2	1	4	2	1		2	1					
15	Cancer and other malignant tumors	398	172	199	15	12		2			3	5	8	17	27	79	126	98	33			
16	Nonmalignant tumors or tumors of unspecified nature	10	3	5		2							2	1		2	4	1				
17	Chronic rheumatism and gout	3	2	1													1	1	1			
18	Diabetes mellitus	82	28	52	1	1						2	3	2	7	16	24	18	10			
19	Chronic or acute alcoholism	2	1		1												2					
20	Avitaminoses, other general diseases, diseases of the blood, and chronic poisonings	26	14	8	2	2	2	3	2	4	2		1	2	1	2	6	2	1			
21	Meningitis (nonmeningococcal) and diseases of the spinal cord	6	5	1			1	1								1	2					
22	Intracranial lesions of vascular origin	208	96	98	4	10						1	2	1	11	37	48	61	44	3		

23	Other diseases of the nervous system and sense organs	18	10	8	1	2	2	1	1	1	2	1	4	3	1	
24	Diseases of the heart	1009	528	404	45	32	1	3	1	4	15	21	24	48	186	265	284	140	18
25	Other diseases of the circulatory system	53	20	25	6	2	1	2	1	5	16	23	2
26	Bronchitis	5	3	2	1	1	1	1	2
27	Pneumonia and bronchopneumonia	141	64	39	18	20	22	26	1	2	4	10	12	5	21	28	17	11	4
28	Other diseases of the respiratory system	23	9	12	2	3	4	1	2	1	5	3	3	4
29	Diarrhea and enteritis	20	10	8	1	1	8	13	1	1	3
30	Appendicitis	21	13	8	2	3	4	1	7	2	1	1
31	Diseases of the liver and biliary passages	54	26	23	1	4	1	7	8	2	15	13	7	1
32	Other diseases of the digestive system	43	19	19	3	2	4	5	1	3	1	9	2	3	8	5	4	2
33	Nephritis	280	132	114	15	19	1	1	1	2	3	4	4	7	38	62	80	71	7
34	Other diseases of the urinary and genital systems	25	14	8	3	4	1	5	4	7	3
35	Puerperal infection	4	3	1	2	2
36	Other diseases of pregnancy, childbirth, and the puerperium	10	8	2	1	2	3	4
37	Diseases of the skin, cellular tissue, bones, and organs of movement	7	3	3	1	1	1	2	1	2	1
38	Congenital malformations and debility, premature birth, and diseases peculiar to the first year of life	137	75	53	1	8	135	136	1
39	Senility, old age	7	2	4	1	3	4
40	Suicide	21	14	6	1	2	2	3	1	5	4	2	2
41	Homicide	10	6	1	2	1	1	1	1	1	4	3
42	Automobile accidents (all motor-driven road vehicles)	54	39	13	2	1	2	4	4	6	12	6	3	7	4	4	1
43	Other violent or accidental deaths (suicide, homicide, and automobile accidents excepted)	118	62	47	6	3	4	6	3	7	6	8	6	3	4	18	18	24	12	3
44	Causes of death ill-defined, unknown, or unspecified	1	1	1

Population (1940 Census), 255,727.

Total Resident Deaths, 2,955.

Rate per 1,000 Population, 11.6.

TABULATION OF DEATHS IN CAMDEN CITY FOR 1942, ACCORDING TO THE ABRIDGED INTERNATIONAL LIST OF CAUSES OF DEATH

Abridged International List Number	CAUSE OF DEATH	All Deaths		White		Colored		Age Periods												
		Male	Female	Male	Female	Under 1 year	Under 5 years	5 to 9	10 to 14	15 to 19	20 to 29	30 to 39	40 to 44	45 to 49	50 to 59	60 to 69	70 to 79	80 to 89	90 and Over	Unknown
		1393	673	518	104	98	92	104	12	11	18	46	63	57	84	230	332	279	143	14
1	Typhoid and paratyphoid fevers																			
2	Plague																			
3	Scarlet fever	1	1			1	1													
4	Whooping cough	1		1		1	1													
5	Diphtheria	2				1	1	1												
6	Tuberculosis of the respiratory system	54	25	8	10	11			1	1	9	7	7	7	8	11	2	1		
7	All other forms of tuberculosis	3		1	1	1						1	1	1						
8	Malaria																			
9	Syphilis	17	7	2	5	3					2	2		3	5	5				
10	Influenza																			
11	Smallpox																			
12	Measles																			
13	Typhus fever																			
14	Other infectious or parasitic diseases	3	2	4		2	1	1			3	2		1	1					
15	Cancer and other malignant tumors	183	82	85	9	7		1			4	3	9	13	31	61	42	17		
16	Nonmalignant tumors or tumors of unspecified nature	7	2	3		2						2	1		2	2				
17	Chronic rheumatism and gout	1	1																	
18	Diabetes mellitus	48	18	28	1	1					1	2	2	4	10	15	8	6		
19	Chronic or acute alcoholism	1			1															
20	Avitaminoses, other general diseases, diseases of the blood, and chronic poisonings	13	5	5	2	1	1	1	1	3	2			1	1	3	1			
21	Meningitis (nonmeningococcal) and diseases of the spinal cord	1	1													1				
22	Intracranial lesions of vascular origin	82	35	38	2	7					1		1	7	13	20	27	13		

23	Other diseases of the nervous system and sense organs	9	7	2	1	1	1	1	1	1	1	1	2	1				
24	Diseases of the heart	470	241	179	28	22	2	1	1	9	12	12	25	93	133	124	52	6
25	Other diseases of the circulatory system	25	11	8	4	2							2	1	3	5	11	1
26	Bronchitis	4	3	1		1									1	1	1	
27	Pneumonia and bronchopneumonia	70	27	20	13	10	10	13	1	1	6	7	2	9	16	7	6	1
28	Other diseases of the respiratory system	14	5	8	1	3	3			1	1	1	5	1	1	1	1	
29	Diarrhea and enteritis	11	6	4	1	5	8			1			1				1	
30	Appendicitis	11	6	5			2		1		2	2	1	4			1	
31	Diseases of the liver and biliary passages	27	14	9	1	3					4	5	2	6	7	3		
32	Other diseases of the digestive system	17	8	6	2	1	2	2	1	1	4	2	1	4	1	1		
33	Nephritis	125	60	40	11	14		1	2	1	1	1	7	16	31	37	25	3
34	Other diseases of the urinary and genital systems	9	4	2	3						1			3	1	4		
35	Puerperal infection	3		2		1				2	1							
36	Other diseases of pregnancy, childbirth, and the puerperium	4		3		1			2		2							
37	Diseases of the skin, cellular tissue, bones, and organs of movement	4	2	1		1	1	1							2			
38	Congenital malformations and debility, premature birth, and diseases peculiar to the first year of life	64	37	24		3	63	63	1									
39	Senility, old age	6	2	3		1										3	3	
40	Suicide	5	3	1	1					1	1		1	1	1			
41	Homicide	8	4	1	2	1					1	1	4	2				
42	Automobile accidents (all motor-driven road vehicles)	22	17	4	1			1	1	5	3	2		3	3	3	1	
43	Other violent or accidental deaths (suicide, homicide, and automobile accidents excepted)	62	36	19	5	2	2	3	1	4	4	5	5	2	2	11	9	4
44	Causes of death ill-defined, unknown, or unspecified	1		1										1				

Population (1940 Census), 117,536.

Total Resident Deaths, 1,993.

Rate per 1,000 Population, 11.9.

TABULATION OF DEATHS IN CAPE MAY COUNTY FOR 1942, ACCORDING TO THE ABRIDGED INTERNATIONAL LIST OF CAUSES OF DEATH

Abridged International List Number	CAUSE OF DEATH	All Deaths		White		Colored		Age Periods													
				Male	Female	Male	Female	Under 1 year	Under 5 years	5 to 9	10 to 14	15 to 19	20 to 29	30 to 39	40 to 44	45 to 49	50 to 59	60 to 69	70 to 79	80 to 89	90 and Over
			ALL CAUSES	420	225	157	21	17	18	25	1	6	11	10	23	55	102	121	60	6
1	Typhoid and paratyphoid fevers																				
2	Plague																				
3	Scarlet fever																				
4	Whooping cough																				
5	Diphtheria																				
6	Tuberculosis of the respiratory system		3	3	1							1	1	2	1		1	1			
7	All other forms of tuberculosis	1	1																		
8	Malaria																				
9	Syphilis	4	2	2											2	2					
10	Influenza	2		2													1		1		
11	Smallpox																				
12	Measles	1		1			1	1													
13	Typhus fever																				
14	Other infectious or parasitic diseases																				
15	Cancer and other malignant tumors	51	24	24	2	1					1	1		3	8	13	19	4	2		
16	Nonmalignant tumors or tumors of unspecified nature	1			1										1						
17	Chronic rheumatism and gout																				
18	Diabetes mellitus	8	3	4		1		1					1		1	2	3				
19	Chronic or acute alcoholism	1	1												1						
20	Avitaminoses, other general diseases, diseases of the blood, and chronic poisonings	4	1	3			1	2							1				1		
21	Meningitis (nonmeningococcal) and diseases of the spinal cord	1	1					1													
22	Intracranial lesions of vascular origin	46	22	20	1	3	1	1				1	1	2	8	11	18	4			

TABULATION OF DEATHS IN CUMBERLAND COUNTY FOR 1942, ACCORDING TO THE ABRIDGED INTERNATIONAL LIST OF CAUSES OF DEATH

Abridged International List Number	CAUSE OF DEATH	All Deaths		White		Colored		Age Periods													Unknown	
				Male	Female	Male	Female	Under 1 year	Under 5 years	5 to 9	10 to 14	15 to 19	20 to 29	30 to 39	40 to 49	50 to 59	60 to 69	70 to 79	80 to 89	90 and Over		
	ALL CAUSES	913	513	342	32	26	44	55	7	6	11	23	40	19	36	113	188	248	149	18	...	
1	Typhoid and paratyphoid fevers																					
2	Plague																					
3	Scarlet fever																					
4	Whooping cough	1		1				1														
5	Diphtheria																					
6	Tuberculosis of the respiratory system	30	24	1	2	3						5	6	1	4	8	2	4				
7	All other forms of tuberculosis																					
8	Malaria																					
9	Syphilis	12	6	2	2	2							3	2	3	2	1	1				
10	Influenza	8	4	4			2	3								2		2			1	
11	Smallpox																					
12	Measles																					
13	Typhus fever																					
14	Other infectious or parasitic diseases	4	1	2		1		1				2						1				
15	Cancer and other malignant tumors	108	56	49		3							9	4	6	18	25	32	13	1		
16	Nonmalignant tumors or tumors of unspecified nature	3		3									1					2				
17	Chronic rheumatism and gout	3	2	1													1		2			
18	Diabetes mellitus	27	7	17		3				1					1	3	10	10	2			
19	Chronic or acute alcoholism	5	4	1									1			2	2					
20	Avitaminoses, other general diseases, diseases of the blood, and chronic poisonings	10	4	5	1			2	1			2	1		1	1	2					
21	Meningitis (nonmeningococcal) and diseases of the spinal cord	4	2	2				1	1				1	1								
22	Intracranial lesions of vascular origin	112	62	46	3	1						1	1	1	2	13	25	40	25	3		

TABULATION OF DEATHS IN ESSEX COUNTY FOR 1942, ACCORDING TO THE ABRIDGED INTERNATIONAL LIST OF CAUSES OF DEATH

Abridged International List Number	CAUSE OF DEATH	All Deaths	White		Colored		Age Periods														
			Male	Female	Male	Female	Under 1 year	Under 5 years	5 to 9	10 to 14	15 to 19	20 to 29	30 to 39	40 to 49	49 to 54	55 to 64	65 to 74	75 to 84	85 to 94	95 and Over	Unknown
	ALL CAUSES	9438	4396	3978	571	493	494	573	30	48	96	312	483	385	542	1619	2156	2107	936	151
1	Typhoid and paratyphoid fevers	1		1														1			
2	Plague																				
3	Scarlet fever	1	1					1													
4	Whooping cough	6	2	1	2	1	4	5				1									
5	Diphtheria	1		1					1												
6	Tuberculosis of the respiratory system	409	172	85	87	65	1	4		3	19	88	81	49	39	69	40	13	4		
7	All other forms of tuberculosis	36	13	7	9	7	2	6	2			9	11	2		2	1				
8	Malaria	2	1		1							1	1								
9	Syphilis	98	42	11	31	14	1	2			1	4	11	11	7	26	26	9	1		
10	Influenza	28	12	11	3	2	4	6	1			2	2		1	4	3	4	2	3	
11	Smallpox																				
12	Measles	5	2	1	1	1	3	5													
13	Typhus fever																				
14	Other infectious or parasitic diseases	53	27	18	3	5	1	6		5	4	8	4	3	6	10	5	1			
15	Cancer and other malignant tumors	1282	564	652	33	33	3	3	2	18	52	57	91	299	375	292	80	10
16	Nonmalignant tumors or tumors of unspecified nature	54	10	31	1	12					2	13	6	6	10	11	4	1	1
17	Chronic rheumatism and gout	13	4	8	1								1	1	4	6	1	
18	Diabetes mellitus	317	101	193	5	18	1	1	2	3	6	8	18	64	108	90	15	1
19	Chronic or acute alcoholism	21	11	5	4	1						6	3	5	4	2	1		
20	Avitaminoses, other general diseases, diseases of the blood, and chronic poisonings
21	Meningitis (nonmeningococcal) and diseases of the spinal cord	114	45	55	7	7	5	11	4	4	7	8	14	5	10	20	17	12	1	1
22	Intracranial lesions of vascular origin	34	12	14	5	3	2	5	1	1	4	2	1	3	6	7	4		
		675	259	363	21	32	1	1		2	14	19	27	105	188	205	99	14

23	Other diseases of the nervous system and sense organs	65	34	20	5	6	8	8	1	1	7	7	4	6	11	10	4	5	1	
24	Diseases of the heart	3304	1680	1363	131	130	1	2	5	9	19	36	88	86	164	570	848	941	463	73
25	Other diseases of the circulatory system	218	194	95	11	8	1	1	1	1	1	5	5	5	7	29	36	78	43	9
26	Bronchitis	21	10	10	1	1	1	3	1	1	1	2	1	1	2	5	3	4	4	1
27	Pneumonia and bronchopneumonia	324	139	124	39	22	35	46	2	3	3	8	20	23	18	45	59	65	31	1
28	Other diseases of the respiratory system	72	38	23	5	6	5	7	1	1	1	3	5	6	7	15	9	15	4	1
29	Diarrhea and enteritis	36	16	13	5	2	20	26	1	1	1	1	2	1	1	3	1	1	1	1
30	Appendicitis	53	31	17	4	1	1	2	2	4	5	3	3	3	6	14	6	5	3	1
31	Diseases of the liver and biliary passages	177	96	68	7	6	1	1	1	1	3	10	18	18	38	55	32	3	3	1
32	Other diseases of the digestive system	197	104	67	16	10	8	11	2	2	1	7	17	9	16	51	48	26	5	2
33	Nephritis	600	239	293	31	37	1	1	1	1	3	11	24	23	31	101	131	174	83	19
34	Other diseases of the urinary and genital systems	92	63	18	3	8	1	1	1	1	1	4	5	2	7	14	27	19	14	1
35	Puerperal infection	10	1	8	1	2	1	1	1	1	1	4	5	1	1	1	1	1	1	1
36	Other diseases of pregnancy, childbirth, and the puerperium	17	1	15	1	2	1	1	1	1	1	14	3	1	1	1	1	1	1	1
37	Diseases of the skin, cellular tissue, bones, and organs of movement	18	8	8	1	2	4	5	1	1	1	2	2	1	1	1	4	3	2	1
38	Congenital malformations and debility, premature birth, and diseases peculiar to the first year of life	384	173	154	31	26	375	381	2	1	1	1	1	1	1	1	1	1	1	1
39	Senility, old age	49	16	28	1	4	1	1	1	1	1	1	1	1	1	5	15	20	9	1
40	Suicide	132	85	42	2	3	1	1	1	1	4	12	22	9	13	37	24	7	4	1
41	Homicide	27	7	1	16	3	1	1	1	1	1	7	6	5	2	3	1	1	1	1
42	Automobile accidents (all motor-driven road vehicles)	132	94	21	15	2	3	3	3	9	13	12	10	9	25	22	18	5	1	1
43	Other violent or accidental deaths (suicide, homicide, and automobile accidents excepted)	357	180	133	34	10	12	21	4	10	7	22	29	16	23	43	75	59	41	7
44	Causes of death ill-defined, unknown, or unspecified	3	1	1	1	2	1	1	1	1	1	1	1	1	1	1	1	1	1	1

Population (1940 Census), 837,340.

Total Resident Deaths, 9,438.

Rate per 1,000 Population, 11.3.

TABULATION OF DEATHS IN EAST ORANGE FOR 1942, ACCORDING TO THE ABRIDGED INTERNATIONAL LIST OF CAUSES OF DEATH

Abridged International List Number	CAUSE OF DEATH	All Deaths		White		Colored		Age Periods													Unknown	
				Male	Female	Male	Female	Under 1 year	Under 5 years	5 to 9	10 to 14	15 to 19	20 to 29	30 to 39	40 to 44	45 to 49	50 to 59	60 to 69	70 to 79	80 to 89		90 and Over
	ALL CAUSES	834	364	410	24	36	32	36	2	2	8	18	27	25	31	147	197	217	137	27	...	
1	Typhoid and paratyphoid fevers																					
2	Plague																					
3	Scarlet fever																					
4	Whooping cough	1	1										1									
5	Diphtheria																					
6	Tuberculosis of the respiratory system	26	10	6	4	6					2	2	7	4	1	6	3	1				
7	All other forms of tuberculosis	2	1			1						1		1								
8	Malaria				1							1										
9	Syphilis	10	5	2	1	2							2		1	2	3	2				
10	Influenza	5	1	3	1		1	1				1				1					2	
11	Smallpox																					
12	Measles																					
13	Typhus fever																					
14	Other infectious or parasitic diseases	5	4	1				1							1	1	1				1	
15	Cancer and other malignant tumors	122	46	72		4						2	4	3	5	20	41	31	15	1		
16	Nonmalignant tumors or tumors of unspecified nature	5	1	4									1		1		2	1				
17	Chronic rheumatism and gout																					
18	Diabetes mellitus	19	10	8		1						1			1	3	6	7	1			
19	Chronic or acute alcoholism		1										1									
20	Avitaminoses, other general diseases, diseases of the blood, and chronic poisonings	8	3	3	2						1	1	1			1	2	1			1	
21	Meningitis (nonmeningococcal) and diseases of the spinal cord	3	2			1						1			1		1					
22	Intracranial lesions of vascular origin	66	19	43	1	9								1		8	19	10	18	1		

TABULATION OF DEATHS IN IRVINGTON FOR 1942, ACCORDING TO THE ABRIDGED INTERNATIONAL LIST OF CAUSES OF DEATH

Abridged International List Number	CAUSE OF DEATH	All Deaths	White		Colored		Age Periods															
			Male	Female	Male	Female	Under 1 year	Under 5 years	5 to 9	10 to 14	15 to 19	20 to 29	30 to 39	40 to 44	45 to 49	50 to 59	60 to 69	70 to 79	80 to 89	90 and Over	Unknown	
	ALL CAUSES	523	255	268	32	37	2	1	4	13	31	22	25	85	131	115	54	3	
1	Typhoid and paratyphoid fevers
2	Plague
3	Scarlet fever
4	Whooping cough
5	Diphtheria
6	Tuberculosis of the respiratory system	13	5	8	1	1	3	5	1	2	1
7	All other forms of tuberculosis	1	1	1
8	Malaria
9	Syphilis	2	2
10	Influenza	1	1
11	Smallpox
12	Measles
13	Typhus fever
14	Other infectious or parasitic diseases	1	1
15	Cancer and other malignant tumors	83	38	45	1	2	7	6	21	28	12	6
16	Nonmalignant tumors or tumors of unspecified nature	4	4
17	Chronic rheumatism and gout	1	1
18	Diabetes mellitus	16	2	14	6	7	1
19	Chronic or acute alcoholism	2	1	1	2
20	Avitaminoses, other general diseases, diseases of the blood, and chronic poisonings
21	Meningitis (nonmeningococcal) and diseases of the spinal cord	11	5	6	1	1	3	2	2
22	Intracranial lesions of vascular origin	28	10	18

TABULATION OF DEATHS IN NEWARK FOR 1942, ACCORDING TO THE ABRIDGED INTERNATIONAL LIST OF CAUSES OF DEATH

Abridged International List Number	CAUSE OF DEATH	All Deaths		White		Colored		Age Periods														
		Male	Female	Male	Female	Under 1 year	Under 5 years	5 to 9	10 to 14	15 to 19	20 to 29	30 to 39	40 to 44	45 to 49	50 to 59	60 to 69	70 to 79	80 to 89	90 and over	Unknown		
																					Male	Female
	ALL CAUSES	5130	2408	1942	438	342	270	323	18	25	59	212	290	242	328	978	1173	1056	353	64	...	
1	Typhoid and paratyphoid fevers																					
2	Plague																					
3	Scarlet fever	1	1					1														
4	Whooping cough	2				1	1															
5	Diphtheria																					
6	Tuberculosis of the respiratory system	289	121	50	67	51	2	2														
7	All other forms of tuberculosis	25	7	5	9	4	1	5	2	1	11	67	54	37	26	51	29	10				
8	Malaria																					
9	Syphilis	65	23	6	26	10	1	2			1	3	9	9	5	15	15	5	1			
10	Influenza	12	4	6	1	1	1	2	1			1	1				2	4			1	
11	Smallpox																					
12	Measles	4	1	1	1	1	2	4														
13	Typhus fever																					
14	Other infectious or parasitic diseases	28	11	9	3	5						4	2	3	6	3						
15	Cancer and other malignant tumors	646	300	303	21	22		3			2	7	25	32	50	162	191	145	24		5	
16	Nonmalignant tumors or tumors of unspecified nature	26	6	11	1	8						1	6	3	3	6	7					
17	Chronic rheumatism and gout	6	2	3	1									1	1							
18	Diabetes mellitus	187	63	110	3	11						1	1	5	5	12	38	66	51	3	1	
19	Chronic or acute alcoholism	15	8	2	4	1							3	2	4	4	1	1	1			
20	Avitaminoses, other general diseases, diseases of the blood, and chronic poisonings	56	23	26	5	2	4	6	1	3	6	4	3	1	3	13	9	7				
21	Meningitis (nonmeningococcal) and diseases of the spinal cord	18	8	5	4	1	2	4	1		3	1	1		4	3						
22	Intracranial lesions of vascular origin	320	131	156	15	18					1	1	9	12	15	62	91	93	29		7	

23	Other diseases of the nervous system and sense organs	35	17	11	5	2	4	4	1	1	3	5	3	3	4	7	2	1	1	
24	Diseases of the heart	1797	903	700	101	93	1	2	3	6	10	30	58	51	104	352	473	484	195	29
25	Other diseases of the circulatory system	119	58	48	7	6						4	3	4	3	21	18	42	18	6
26	Bronchitis	17	8	8	1		1	3					1	1		1	5	2	4	
27	Pneumonia and bronchopneumonia	182	80	54	31	17	25	39	1		3	7	15	14	11	32	32	30	7	
28	Other diseases of the respiratory system	43	27	10	2	4	2	3	1			3	2	3	5	8	7	10	1	
29	Diarrhea and enteritis	21	10	5	4	2	12	16			1		1		1		1		1	
30	Appendicitis	31	17	9	4	1		2		2	4	2	2	2	4	7	2	3	1	
31	Diseases of the liver and biliary passages	88	51	27	5	5					3	5	12	8	24	24	11	1		
32	Other diseases of the digestive system	112	60	30	14	8	5	8	1		1	5	10	7	11	30	25	14		
33	Nephritis	288	111	133	24	20					2	8	12	15	22	53	61	79	28	8
34	Other diseases of the urinary and genital systems	48	29	11	3	5					2	4	1	5	9	13	9	5		
35	Puerperal infection	6		5		1					3	3								
36	Other diseases of pregnancy, childbirth, and the puerperium	7		6		1					5	2								
37	Diseases of the skin, cellular tissue, bones, and organs of movement	9	3	4		2	3	4			1	1					2		1	
38	Congenital malformations and debility, premature birth, and diseases peculiar to the first year of life	201	82	76	22	21	196	198	2		1									
39	Senility, old age	26	10	12	1	3											3	8	10	5
40	Suicide	72	54	14	1	3					2	10	13	3	5	23	13	3		
41	Homicide	24	6	1	14	3	1	1			1	6	5	5	2	3		1		
42	Automobile accidents (all motor-driven road vehicles)	77	53	12	10	2		3	1	2	2	7	8	4	5	16	18	8	3	
43	Other violent or accidental deaths (suicide, homicide, and automobile accidents excepted)	225	119	73	27	6	8	14	3	6	4	17	24	11	16	32	51	31	14	2
44	Causes of death ill-defined, unknown, or unspecified	2	1			1									1		1			

Population (1940 Census), 429,760.

Total Resident Deaths, 5,130.

Rate per 1,000 Population, 11.9.

TABULATION OF DEATHS IN GLOUCESTER COUNTY FOR 1942, ACCORDING TO THE ABRIDGED INTERNATIONAL LIST OF CAUSES OF DEATH

Abridged International List Number	CAUSE OF DEATH	All Deaths		White		Colored		Age Periods											Unknown		
				Male	Female	Male	Female	Under 1 year	Under 5 years	5 to 9	10 to 14	15 to 19	20 to 29	30 to 39	40 to 44	45 to 49	50 to 59	60 to 69		70 to 79	80 to 89
	ALL CAUSES	904	443	348	74	39	73	87	2	4	8	26	36	32	32	116	203	222	122	14	
1	Typhoid and paratyphoid fevers																				
2	Plague																				
3	Scarlet fever	1				1							1								
4	Whooping cough	2	1		1		2	2													
5	Diphtheria																				
6	Tuberculosis of the respiratory system	26	12	6	6	2						4	6	3	1	4	5	3			
7	All other forms of tuberculosis	4	2	2			1	1				2						1			
8	Malaria																				
9	Syphilis	6	3		2	1							1	1	1	1	2				
10	Influenza	5	3	1			1	1									2	2			
11	Smallpox																2				
12	Measles																				
13	Typhus fever																				
14	Other infectious or parasitic diseases	4	2	1	1		2	2					1	1							
15	Cancer and other malignant tumors																				
16	Nonmalignant tumors or tumors of unspecified nature	103	40	55	2	6		2					1	4	6	14	40	27	8	1	
17	Chronic rheumatism and gout	3		2		1									1				1	1	
18	Diabetes mellitus	1		1															1		
19	Chronic or acute alcoholism	36	12	23	1					1		1			2	4	17	7	4		
20	Avitaminoses, other general diseases of the blood, and chronic poisonings	4	4													3	1				
21	Meningitis (nonmeningococcal) and diseases of the spinal cord	9	3	6			2	2			1					2	1	3			
22	Intracranial lesions of vascular origin	3		3								1				1	1				
		88	38	39	6	5						1		2	3	14	16	34	17	1	

23	Other diseases of the nervous system and sense organs	5	1	4				1						1	1			2	
24	Diseases of the heart	291	166	96	21	8			1	1	10	12	12	45	79	84	40	7	
25	Other diseases of the circulatory system	23	10	11	2						2		1	3	2	2	12	1	
26	Bronchitis	2	1	1				1	2										
27	Pneumonia and bronchopneumonia	39	10	15	8	6	10	13	1		1		2		5	3	7	6	1
28	Other diseases of the respiratory system	3	3												1	1	1	1	
29	Diarrhea and enteritis	8	4	3	1		5	5						1	1	1	1		
30	Appendicitis	1				1			1										
31	Diseases of the liver and biliary passages	7	3	2	1	1					1			1	3	2			
32	Other diseases of the digestive system	11	5	4	1	1	1	3			2	2			2	2			
33	Nephritis	90	50	35	5						3	1	3	8	15	36	22	2	
34	Other diseases of the urinary and genital systems	10	4	4	1	1		1		1	2	1			4		1		
35	Puerperal infection	3		2		1				2	1								
36	Other diseases of pregnancy, childbirth, and the puerperium	3		2		1				1	1			1					
37	Diseases of the skin, cellular tissue, bones, and organs of movement																		
38	Congenital malformations and debility, premature birth, and diseases peculiar to the first year of life	46	27	10	7	2	45	46							1				
39	Senility, old age	3	1	2															
40	Suicide	9	8		1					1	2	1		3	1	2			
41	Homicide																		
42	Automobile accidents (all motor-driven road vehicles)	24	15	6	3			2	3	4	1	3	1	3	3	4			
43	Other violent or accidental deaths (suicide, homicide, and automobile accidents excepted)	30	14	12	3	1	3	6	1	2	2	2	2	1	1	2	4	6	1
44	Causes of death ill-defined, unknown, or unspecified	1	1								1								

Population (1940 Census), 72,219.

Total Resident Deaths, 904.

Rate per 1,000 Population, 12.5.

TABULATION OF DEATHS IN HUDSON COUNTY FOR 1942, ACCORDING TO THE ABRIDGED INTERNATIONAL LIST OF CAUSES OF DEATH

Abridged International List Number	CAUSE OF DEATH	All Deaths		White		Colored		Age Periods														
				Male	Female	Male	Female	Under 1 year	Under 5 years	5 to 9	10 to 14	15 to 19	20 to 29	30 to 39	40 to 44	45 to 49	50 to 59	60 to 69	70 to 79	80 to 89	90 and Over	Unknown
	ALL CAUSES	7148	3893	3077	157	111	366	425	42	35	68	227	343	316	478	1398	1714	1488	565	49	...	
1	Typhoid and paratyphoid fevers	1	1																			
2	Plague																					
3	Scarlet fever	1		1						1												
4	Whooping cough	9	4	3	2		4	2														
5	Diphtheria	1	1																			
6	Tuberculosis of the respiratory system	344	205	96	21	22			1		12	65	62	40	33	83	32	14	2			
7	All other forms of tuberculosis	16	6	6	3	1					1	1	4			4						
8	Malaria	1																				
9	Syphilis	67	37	14	12	4	1	1				2	8	9	9	18	15	4	1			
10	Influenza	14	6	7		1	2	3		1			2	1	1	3	2	1				
11	Smallpox																					
12	Measles																					
13	Typhus fever																					
14	Other infectious or parasitic diseases	38	19	16		1	1	6		3	2	2	6	1	2	5	9					
15	Cancer and other malignant tumors	1019	535	465	10	9		5	1		1	10	31	45	76	269	296	216	68	1		
16	Nonmalignant tumors or tumors of unspecified nature	46	13	31		2	1	1			1	1	6	10	9	8	6	2	2			
17	Chronic rheumatism and gout	5	1	4												1	1	1	1			
18	Diabetes mellitus	216	59	154	2	1					1	1		7	12	45	77	61	12			
19	Chronic or acute alcoholism	21	16	5								1		3	6	8	3					
20	Avitaminoses, other general diseases, diseases of the blood, and chronic poisonings	110	55	50	3	2	7	11	5	7	6	3	14	6	6	19	18	13	2			
21	Meningitis (nonmeningococcal) and diseases of the spinal cord	21	15	5	1		3	4	1	1			2		2	7	4					
22	Intracranial lesions of vascular origin	601	264	313	14	10	1	1			1	9	19	10	27	125	177	163	59	10		

23	Other diseases of the nervous system and sense organs	64	32	26	5	1	1	3	2	5	3	11	9	6	6	8	6	2	3
24	Diseases of the heart	2566	1423	1078	36	29	1	5	6	5	14	38	65	75	152	479	741	698	265
25	Other diseases of the circulatory system	141	66	70	3	2	1	1	1	2	5	5	8	31	49	36
26	Bronchitis	14	7	5	1	1	2	1	2	4	1	2	1
27	Pneumonia and bronchopneumonia	307	158	127	14	8	55	63	4	2	2	13	19	8	28	49	55	38	26
28	Other diseases of the respiratory system	38	27	9	1	1	1	2	1	1	2	1	3	9	13	4	2
29	Diarrhea and enteritis	33	13	17	3	15	17	2	3	2	2	1	1	3
30	Appendicitis	42	21	21	4	4	1	2	4	1	5	6	6	4	5
31	Diseases of the liver and biliary passages	163	91	71	1	1	1	2	12	15	18	57	31	23	4
32	Other diseases of the digestive system	138	83	52	2	1	3	7	1	1	3	10	11	12	38	27	22	4
33	Nephritis	271	125	136	6	4	3	3	8	11	10	41	79	77	34
34	Other diseases of the urinary and genital systems	60	40	18	2	3	4	4	5	15	9	14	4
35	Puerperal infection	5	5	1	2	1	1
36	Other diseases of pregnancy, childbirth, and the puerperium	11	10	1	1	3	7
37	Diseases of the skin, cellular tissue, bones, and organs of movement	12	6	6	1	2	3	1	5
38	Congenital malformations and debility, premature birth, and diseases peculiar to the first year of life	266	142	112	8	4	264	266
39	Senility, old age	17	8	9	2	6	8
40	Suicide	60	43	17	2	8	6	9	13	9	11	2
41	Homicide	11	8	3	3	4	2	2
42	Automobile accidents (all motor-driven road vehicles)	95	72	21	1	1	7	7	2	2	13	9	7	10	15	13	7	3
43	Other violent or accidental deaths (suicide, homicide, and automobile accidents excepted)	303	199	96	6	-2	5	7	7	6	10	19	21	19	20	57	47	60	28
44	Causes of death ill-defined, unknown, or unspecified	2	1	1	1	1

Population (1940 Census), 652,040.

Total Resident Deaths, 7,148.

Rate per 1,000 Population, 11.0.

TABULATION OF DEATHS IN BAYONNE FOR 1942, ACCORDING TO THE ABRIDGED INTERNATIONAL LIST OF CAUSES OF DEATH

Abridged International List Number	CAUSE OF DEATH	All Deaths	White		Colored		Age Periods															
			Male	Female	Male	Female	Under 1 year	Under 5 years	5 to 9	10 to 14	15 to 19	20 to 29	30 to 39	40 to 44	45 to 49	50 to 59	60 to 69	70 to 79	80 to 89	90 and Over	Unknown	
	ALL CAUSES	758	436	299	15	8	44	51	3	8	10	27	35	28	62	168	179	143	41	3	...	
1	Typhoid and paratyphoid fevers																					
2	Plague																					
3	Scarlet fever																					
4	Whooping cough																					
5	Diphtheria																					
6	Tuberculosis of the respiratory system	47	32	10	2	3				2	8	16	4	2	7	6	2					
7	All other forms of tuberculosis	1	1								1											
8	Malaria																					
9	Syphilis	1		1															1			
10	Influenza																					
11	Smallpox																					
12	Measles																					
13	Typhus fever																					
14	Other infectious or parasitic diseases	1		1				1														
15	Cancer and other malignant tumors	106	57	49				2				3	6	14	31	26	22	2				
16	Nonmalignant tumors or tumors of unspecified nature																					
17	Chronic rheumatism and gout	1		1																	1	
18	Diabetes mellitus	24	9	15									1	1	1	5	8				8	
19	Chronic or acute alcoholism																					
20	Avitaminoses, other general diseases, diseases of the blood, and chronic poisonings																					
21	Meningitis (nonmeningococcal) and diseases of the spinal cord	9	6	3				1		3		1	1	1	1						1	
22	Intracranial lesions of vascular origin	3	2	1												3						
		87	44	40	3						1	2	1	4	2	20	30	19	7	1		

23	Other diseases of the nervous system and sense organs	15	6	8	1	1	2	1	6	1	1	1	1	1	1	1	1	1	1	1
24	Diseases of the heart	250	138	105	5	2	1	2	2	6	24	62	74	65	14	3	5	1	1	
25	Other diseases of the circulatory system	14	9	5	1	1	1	1	1	1	1	2	2	3	5	1	1	1	1	
26	Bronchitis	1	1	1	1	1	1	1	1	1	1	1	1	1	1	1	1	1	1	
27	Pneumonia and bronchopneumonia	45	27	16	1	1	8	8	1	1	1	3	2	5	9	10	4	1	1	
28	Other diseases of the respiratory system	2	2	1	1	1	1	1	1	1	1	1	1	1	1	1	1	1	1	
29	Diarrhea and enteritis	5	3	2	1	1	1	1	1	1	1	1	1	1	1	1	1	1	1	
30	Appendicitis	13	9	4	1	1	1	1	1	1	1	1	1	1	1	1	1	1	1	
31	Diseases of the liver and biliary passages	8	6	2	1	1	1	1	1	1	1	2	2	1	1	1	1	1	1	
32	Other diseases of the digestive system	27	18	9	1	1	1	1	1	1	1	6	8	8	2	1	1	1	1	
33	Nephritis	5	2	3	1	1	1	1	1	1	1	1	1	1	1	1	1	1	1	
34	Other diseases of the urinary and genital systems	1	1	1	1	1	1	1	1	1	1	1	1	1	1	1	1	1	1	
35	Puerperal infection	1	1	1	1	1	1	1	1	1	1	1	1	1	1	1	1	1	1	
36	Other diseases of pregnancy, childbirth, and the puerperium	1	1	1	1	1	1	1	1	1	1	1	1	1	1	1	1	1	1	
37	Diseases of the skin, cellular tissue, bones, and organs of movement	1	1	1	1	1	1	1	1	1	1	1	1	1	1	1	1	1	1	
38	Congenital malformations and debility, premature birth, and diseases peculiar to the first year of life	36	22	11	2	1	36	36	36	36	36	36	36	36	36	36	36	36	36	
39	Senility, old age	7	5	2	1	1	1	1	1	1	1	2	1	1	1	1	1	1	1	
40	Suicide	1	1	1	1	1	1	1	1	1	1	1	1	1	1	1	1	1	1	
41	Homicide	8	8	8	8	8	8	8	8	8	8	8	8	8	8	8	8	8	8	
42	Automobile accidents (all motor-driven road vehicles)	40	29	10	1	1	1	2	2	2	5	1	3	6	7	4	7	7	7	
43	Other violent or accidental deaths (suicide, homicide, and automobile accidents excepted)																			
44	Causes of death ill-defined, unknown, or unspecified																			

Population (1940 Census), 79,198.

Total Resident Deaths, 758.

Rate per 1,000 Population, 9.6.

TABULATION OF DEATHS IN HOBOKEN FOR 1942, ACCORDING TO THE ABRIDGED INTERNATIONAL LIST OF CAUSES OF DEATH

Abridged International List Number	CAUSE OF DEATH	All Deaths		White		Colored		Age Periods													
		Male	Female	Male	Female	Under 1 year	Under 5 years	5 to 9	10 to 14	15 to 19	20 to 29	30 to 39	40 to 44	45 to 49	50 to 59	60 to 69	70 to 79	80 to 89	90 and Over	Unknown	
	ALL CAUSES	676	404	267	4	1	33	37	6	4	6	15	39	25	51	141	168	129	49	6	...
1	Typhoid and paratyphoid fevers																				
2	Plague																				
3	Scarlet fever																				
4	Whooping cough	1		1			1	1													
5	Diphtheria																				
6	Tuberculosis of the respiratory system	34	27	7						2	3	7	4	5	10	1	2				
7	All other forms of tuberculosis	1	1						1												
8	Malaria	1	1										1								
9	Syphilis	7	5	2										2	2	3					
10	Influenza																				
11	Smallpox																				
12	Measles																				
13	Typhus fever																				
14	Other infectious or parasitic diseases	4	1	3				1				1					2				
15	Cancer and other malignant tumors	79	46	32	1							2	1	1	2	27	24	15	7		
16	Nonmalignant tumors or tumors of unspecified nature	6	2	4								1	1		2				1	1	
17	Chronic rheumatism and gout																				
18	Diabetes mellitus	21	7	14											1	3	8	7	2		
19	Chronic or acute alcoholism	4	4											1	2	1					
20	Avitaminoses, other general diseases, diseases of the blood, and chronic poisonings	8	6	2			1	1	1			1	1	2		1			1		
21	Meningitis (nonmeningococcal) and diseases of the spinal cord	3	3				2	2					1								
22	Intracranial lesions of vascular origin	54	25	29								1	1		5	13	17	12	3	2	

23	Other diseases of the nervous system and sense organs	5	4	1				1				1	1	2						
24	Diseases of the heart	259	164	91	3	1		1	2	1	2	2	5	8	19	45	78	67	27	2
25	Other diseases of the circulatory system	6	2	4												1	2	3		
26	Bronchitis	2	1	1												1				1
27	Pneumonia and bronchopneumonia	25	14	11			5	5		1			3	1	2	3	6	2	2	
28	Other diseases of the respiratory system	5	3	2									1		1	1	2			
29	Diarrhea and enteritis	2	2				2	2												
30	Appendicitis	6	2	4				1	1	1	1	1		1						
31	Diseases of the liver and biliary passages	15	9	6									4	2		7	1	1		
32	Other diseases of the digestive system	24	18	6			2	3				1	3	2	2	8	4	1		
33	Nephritis	22	5	17							1				1		9	8	3	
34	Other diseases of the urinary and genital systems	7	3	4									1		1	2	2			1
35	Puerperal infection	1		1											1					
36	Other diseases of pregnancy, childbirth, and the puerperium	2		2								2								
37	Diseases of the skin, cellular tissue, bones, and organs of movement	1		1										1						
38	Congenital malformations and debility, premature birth, and diseases peculiar to the first year of life	19	11	8			19	19												
39	Senility, old age	1	1																	1
40	Suicide	9	9										3	1	2	1	2			
41	Homicide	1	1													1				
42	Automobile accidents (all motor-driven road vehicles)	10	4	6				1	1			1	1		2	3			1	
43	Other violent or accidental deaths (suicide, homicide, and automobile accidents excepted)	31	23	8			1	1		1	1	2				8	7	8	3	
44	Causes of death ill-defined, unknown, or unspecified																			

Population (1940 Census), 50,115.

Total Resident Deaths, 676.

Rate per 1,000 Population, 13.5.

TABULATION OF DEATHS IN JERSEY CITY FOR 1942, ACCORDING TO THE ABRIDGED INTERNATIONAL LIST OF CAUSES OF DEATH

Abridged International List Number	CAUSE OF DEATH	All Deaths	White		Colored		Age Periods													Unknown	
			Male	Female	Male	Female	Under 1 year	Under 5 years	5 to 9	10 to 14	15 to 19	20 to 29	30 to 39	40 to 44	45 to 49	50 to 59	60 to 69	70 to 79	80 to 89		90 and Over
	ALL CAUSES	3401	1760	1410	135	96	154	186	18	12	24	125	177	169	230	671	809	701	256	23
1	Typhoid and paratyphoid fevers	1	1								1										
2	Plague																				
3	Scarlet fever	4	1	1	2	1	4														
4	Whooping cough	1	1				1														
5	Diphtheria	178	89	51	19	19			1		3	41	26	20	18	44	17	6	2		
6	Tuberculosis of the respiratory system	9	3	2	3	1						4	2			2	1				
7	All other forms of tuberculosis																				
8	Malaria	38	18	4	12	4						2	5	8	5	10	7		1		
9	Syphilis	9	3	5		1	1	2					2		1	2	1	1			
10	Influenza																				
11	Smallpox																				
12	Measles																				
13	Typhus fever	18	10	7		1		1		1	1	2	5		1	3	4				
14	Other infectious or parasitic diseases	484	257	210	9	8		1	1			3	14	26	38	131	130	105	35		
15	Cancer and other malignant tumors	23	8	13		2	1	1					4	6	2	5	3	1	1		
16	Nonmalignant tumors or tumors of unspecified nature	2	1	1													1		1		
17	Chronic rheumatism and gout	96	23	70	2	1					1			3	6	22	34	23	7		
18	Diabetes mellitus	15	12	3								1		2	2	7	3				
19	Chronic or acute alcoholism	20																			
20	Avitaminoses, other general diseases, diseases of the blood, and chronic poisonings	54	25	24	3	2	2	5	2	3	2	2	8	2	1	9	12	7	1		
21	Meningitis (nonmeningococcal) and diseases of the spinal cord	11	6	4	1		1	1	1	1			1		2	1	4				
22	Intracranial lesions of vascular origin	285	123	142	10	10						2	12	4	15	61	80	79	29	3

23	Other diseases of the nervous system and sense organs	26	10	11	4	1	1	2	1	2	1	4	5	3	1	3	2	2
24	Diseases of the heart	1185	652	482	27	24	1	2	4	1	7	21	36	31	63	216	363	316	111	14
25	Other diseases of the circulatory system	76	36	36	3	1	2	1	1	3	3	2	14	32	18	1
26	Bronchitis	8	4	3	1	1	1	1	3	1	1
27	Pneumonia and bronchopneumonia	151	77	55	13	6	26	32	2	1	7	9	5	15	25	24	19	12
28	Other diseases of the respiratory system	21	14	5	1	1	1	1	1	1	2	5	8	3
29	Diarrhea and enteritis	19	7	9	3	10	12	1	1	2	2	1
30	Appendicitis	11	7	4	2	2	3	1	2	1
31	Diseases of the liver and biliary passages	80	40	39	1	1	7	9	13	21	15	13	1
32	Other diseases of the digestive system	63	35	25	2	1	1	2	5	5	4	16	19	9	2
33	Nephritis	141	62	69	6	4	2	4	8	7	28	33	40	16	3
34	Other diseases of the urinary and genital systems	26	16	8	2	2	2	3	2	6	2	7	2
35	Puerperal infection	3	3	2	1
36	Other diseases of pregnancy, childbirth, and the puerperium	1	1	1
37	Diseases of the skin, cellular tissue, bones, and organs of movement	6	4	2	1	1	1	3
38	Congenital malformations and debility, premature birth, and diseases peculiar to the first year of life	109	51	50	5	3	108	109
39	Senility, old age	9	4	5	1	2	5	1
40	Suicide	26	16	10	1	5	1	7	5	4	2	1
41	Homicide	7	4	3	1	4	2
42	Automobile accidents (all motor-driven road vehicles)	45	36	7	1	1	4	2	1	2	9	5	3	5	6	3	4	1
43	Other violent or accidental deaths (suicide, homicide, and automobile accidents excepted)	158	103	49	5	1	2	4	3	3	3	10	10	14	14	33	23	30	10	1
44	Causes of death ill-defined, unknown, or unspecified	2	1	1	1	1

Population (1940 Census), 301,173.

Total Resident Deaths, 3,401.

Rate per 1,000 Population, 11.3.

TABULATION OF DEATHS IN UNION CITY FOR 1942, ACCORDING TO THE ABRIDGED INTERNATIONAL LIST OF CAUSES OF DEATH

Abridged International List Number	CAUSE OF DEATH	All Deaths		White		Colored		Age Periods												
		Male	Female	Male	Female	Under 1 year	Under 5 years	5 to 9	10 to 14	15 to 19	20 to 29	30 to 39	40 to 44	45 to 49	50 to 59	60 to 69	70 to 79	80 to 89	90 and Over	Unknown
	ALL CAUSES	652	330	321	1	34	38	4	3	6	10	27	30	32	109	160	165	64	4	
1	Typhoid and paratyphoid fevers																			
2	Plague																			
3	Scarlet fever																			
4	Whooping cough	2	1	1		1	1													
5	Diphtheria																			
6	Tuberculosis of the respiratory system	23	13	10					3		2		4	2	7	3				
7	All other forms of tuberculosis	1		1										1						
8	Malaria																			
9	Syphilis	7	6	1								2	1	1	2	1				
10	Influenza	3	1	2					1						1	1				
11	Smallpox																			
12	Measles																			
13	Typhus fever																			
14	Other infectious or parasitic diseases	3	1	2																
15	Cancer and other malignant tumors	94	52	42								7	3	3	21	28	25	6	1	
16	Nonmalignant tumors or tumors of unspecified nature	5	1	4								1	2	1	1					
17	Chronic rheumatism and gout	1		1											1					
18	Diabetes mellitus	28	8	20									2	2	9	9	6			
19	Chronic or acute alcoholism																			
20	Avitaminoses, other general diseases, diseases of the blood, and chronic poisonings	5	1	4		1	1	1							1	1		1		
21	Meningitis (nonmeningococcal) and diseases of the spinal cord	1	1												1					
22	Intracranial lesions of vascular origin	68	28	39	1						2	3	1	1	10	24	22	4	1	

23	Other diseases of the nervous system and sense organs	8	5	3						1	1									
24	Diseases of the heart	241	125	116					1	1	3	3	8	10	33	63	76	42	1	
25	Other diseases of the circulatory system	6	4	2											1	3	2			
26	Bronchitis	1	1													1	1			
27	Pneumonia and bronchopneumonia	25	9	16		3	4			2	1	4	1	1	2	9	2			
28	Other diseases of the respiratory system	6	6										2	3			1			
29	Diarrhea and enteritis	4	1	3		2	2			1	1									
30	Appendicitis	2		2						1										
31	Diseases of the liver and biliary passages	19	12	7						1			2	9	5	2				
32	Other diseases of the digestive system	12	5	7		1		1					2	1	4	4			1	
33	Nephritis	25	11	14								1	2	4	10	7	3			
34	Other diseases of the urinary and genital systems	6	4	2						1				2	1	2				
35	Puerperal infection																			
36	Other diseases of pregnancy, childbirth, and the puerperium																			
37	Diseases of the skin, cellular tissue, bones, and organs of movement	1		1								1								
38	Congenital malformations and debility, premature birth, and diseases peculiar to the first year of life	27	17	10		27	27													
39	Senility, old age	2	1	1											1	1				
40	Suicide	5	2	3						1			2		2					
41	Homicide																			
42	Automobile accidents (all motor-driven road vehicles)	6	3	3		1	1		1				1	1	1	1				
43	Other violent or accidental deaths (suicide, homicide, and automobile accidents excepted)	15	11	4		2		1	2	1	1				1	4	3			
44	Causes of death ill-defined, unknown, or unspecified																			

Population (1940 Census), 56,173.

Total Resident Deaths, 652.

Rate per 1,000 Population, 11.6.

TABULATION OF DEATHS IN HUNTERDON COUNTY FOR 1942, ACCORDING TO THE ABRIDGED INTERNATIONAL LIST OF CAUSES OF DEATH

Abridged International List Number	CAUSE OF DEATH	All Deaths		White		Colored		Age Periods														
				Male	Female	Male	Female	Under 1 year	Under 5 years	5 to 9	10 to 14	15 to 19	20 to 29	30 to 39	40 to 44	45 to 49	50 to 59	60 to 69	70 to 79	80 to 89	90 and Over	Unknown
			ALL CAUSES	506	283	216	6	1	25	28	...	3	3	6	22	18	17	57	105	139	94	14
1	Typhoid and paratyphoid fevers																					
2	Plague																					
3	Scarlet fever																					
4	Whooping cough																					
5	Diphtheria																					
6	Tuberculosis of the respiratory system	10	5	4	1									2	2		3	1		1		
7	All other forms of tuberculosis																					
8	Malaria																					
9	Syphilis																					
10	Influenza	2	1	1												1				1		
11	Smallpox																					
12	Measles																					
13	Typhus fever																					
14	Other infectious or parasitic diseases	3		3										1		1		1				
15	Cancer and other malignant tumors	62	30	32										2	3	5	11	19	14	7	1	
16	Nonmalignant tumors or tumors of unspecified nature	1		1										1								
17	Chronic rheumatism and gout																					
18	Diabetes mellitus	12	5	7											1	4	2	4			1	
19	Chronic or acute alcoholism	2	2													1				1		
20	Avitaminoses, other general diseases, diseases of the blood, and chronic poisonings	2	2				1	1								1						
21	Meningitis (nonmeningococcal) and diseases of the spinal cord	5	3	1	1									1		2	1			1		
22	Intracranial lesions of vascular origin	63	34	29										1	2	1	11	12	20	16		

TABULATION OF DEATHS IN MERCER COUNTY FOR 1942, ACCORDING TO THE ABRIDGED INTERNATIONAL LIST OF CAUSES OF DEATH

Abridged International List Number	CAUSE OF DEATH	All Deaths		White		Colored		Age Periods														
				Male	Female	Male	Female	Under 1 year	Under 5 years	5 to 9	10 to 14	15 to 19	20 to 29	30 to 39	40 to 44	45 to 49	50 to 59	60 to 69	70 to 79	80 to 89	90 and Over	Unknown
			ALL CAUSES	2213	1110	880	130	93	145	170	9	9	22	78	107	82	113	387	470	478	242	46
1	Typhoid and paratyphoid fevers																					
2	Plague																					
3	Scarlet fever																					
4	Whooping cough	5		2	1		1	3														
5	Diphtheria																					
6	Tuberculosis of the respiratory system	107	54	32	13	8				1	5	23	15	6	9	27	15	6				
7	All other forms of tuberculosis	5	2		1	2	2	2		1		1				1						
8	Malaria																					
9	Syphilis	27	13	5	4	5			1		1	2	2	4	6	9	2					
10	Influenza	11	4	7			2	2					1	1	1		3	1	2			
11	Smallpox																					
12	Measles																					
13	Typhus fever																					
14	Other infectious or parasitic diseases	4	1	2		1							1			2	1					
15	Cancer and other malignant tumors	304	144	146	8	6					1	5	10	16	20	67	84	77	22	2		
16	Nonmalignant tumors or tumors of unspecified nature	9	2	5		2					1	1		2	1	2	1			1		
17	Chronic rheumatism and gout	6	1	5													1	4	1			
18	Diabetes mellitus	72	25	44		3						1	1	1	2	19	23	21	4			
19	Chronic or acute alcoholism	4	4										2	2								
20	Avitaminoses, other general diseases, diseases of the blood, and chronic poisonings	28	9	16	1	2	4	7					4		2	7	4	3	1			
21	Meningitis (nonmeningococcal) and diseases of the spinal cord	4	1	1		2	2	2					1		1							
22	Intracranial lesions of vascular origin	181	81	78	9	13	1	1			1	4	4	5	12	37	41	47	24	5		

23	Other diseases of the nervous system and sense organs	16	10	4	1	1	1	1	1	3	2	1	1	3	4	1	1	1	1
24	Diseases of the heart	734	398	285	33	18	1	2	2	7	23	19	34	122	186	199	118	21	1
25	Other diseases of the circulatory system	64	27	31	3	3	1	1	1	1	1	1	1	1	8	24	22	6	1
26	Bronchitis	10	6	3	1	1	1	1	1	1	1	1	1	1	4	3	1	1	1
27	Pneumonia and bronchopneumonia	89	38	32	12	7	21	25	1	5	6	6	3	10	14	14	7	1	1
28	Other diseases of the respiratory system	16	9	5	2	2	1	1	1	1	1	1	1	6	7	1	1	1	1
29	Diarrhea and enteritis	8	6	1	1	4	4	1	1	1	1	1	1	1	1	1	1	1	1
30	Appendicitis	14	9	5	1	1	1	1	1	1	1	1	1	2	6	2	1	1	1
31	Diseases of the liver and biliary passages	35	15	19	1	1	1	1	1	1	1	6	3	9	7	5	3	1	1
32	Other diseases of the digestive system	49	31	14	2	2	2	4	3	2	3	3	15	11	11	5	3	1	1
33	Nephritis	123	63	48	8	4	1	1	1	1	1	6	8	24	26	32	20	4	1
34	Other diseases of the urinary and genital systems	15	9	6	1	1	1	1	1	1	1	1	1	4	3	4	1	1	1
35	Puerperal infection	4	4	4	1	1	1	1	3	1	1	1	1	1	1	1	1	1	1
36	Other diseases of pregnancy, childbirth, and the puerperium	2	2	1	1	1	1	1	1	1	1	1	1	1	1	1	1	1	1
37	Diseases of the skin, cellular tissue, bones, and organs of movement	5	2	2	1	1	1	1	1	1	1	1	1	2	1	1	1	1	1
38	Congenital malformations and debility, premature birth, and diseases peculiar to the first year of life	103	52	35	10	6	102	103	1	1	1	1	1	1	1	1	1	1	1
39	Senility, old age	8	6	1	1	1	1	1	1	1	1	1	1	1	1	4	2	1	1
40	Suicide	14	10	2	2	1	1	1	1	3	5	1	3	1	1	1	1	1	1
41	Homicide	2	2	1	1	1	1	1	1	2	1	1	1	1	1	1	1	1	1
42	Automobile accidents (all motor-driven road vehicles)	36	22	9	5	2	2	5	8	5	1	3	5	1	4	1	1	1	1
43	Other violent or accidental deaths (suicide, homicide, and automobile accidents excepted)	109	55	31	10	4	2	9	3	3	3	8	14	5	3	10	13	15	7
44	Causes of death ill-defined, unknown, or unspecified	1	1	1	1	1	1	1	1	1	1	1	1	1	1	1	1	1	1

Population (1940 Census), 197,318.

Total Resident Deaths, 2,213.

Rate per 1,000 Population, 11.2.

TABULATION OF DEATHS IN TRENTON FOR 1942, ACCORDING TO THE ABRIDGED INTERNATIONAL LIST OF CAUSES OF DEATH

Abridged International List Number	CAUSE OF DEATH	All Deaths	White		Colored		Age Periods														90 and Over	Unknown
			Male	Female	Male	Female	Under 1 year	Under 5 years	5 to 9	10 to 14	15 to 19	20 to 29	30 to 39	40 to 44	45 to 49	50 to 59	60 to 69	70 to 79	80 to 89			
			1428	728	554	88	58	90	105	7	6	13	54	75	51	83	267	295	312	138		
1	Typhoid and paratyphoid fevers																					
2	Plague																					
3	Scarlet fever																					
4	Whooping cough	2		1	1		1	2														
5	Diphtheria																					
6	Tuberculosis of the respiratory system	81	41	25	9	6					18	10	6	7	20	11	6					
7	All other forms of tuberculosis	4	1		1	2	1	1		1					1							
8	Malaria																					
9	Syphilis	20	12	3	3	2			1		1	2	1	4	3	7	1					
10	Influenza	5	1	4								1	1	1		1	1					
11	Smallpox																					
12	Mumps																					
13	Typhus fever																					
14	Other infectious or parasitic diseases		1			1						1			1							
15	Cancer and other malignant tumors	188	89	90	5	4				1	3	9	8	13	44	49	48	12	1			
16	Nonmalignant tumors or tumors of unspecified nature	6	1	3		2					1		2	1	1			1				
17	Chronic rheumatism and gout	4	1	3																		
18	Diabetes mellitus	50	16	31		3					1	1	1	2	12	15	3					
19	Chronic or acute alcoholism	4	4									2	2									
20	Avitaminoses, other general diseases, diseases of the blood, and chronic poisonings	20	7	11	1	1	2	5				2		2	6	2	3					
21	Meningitis (nonmeningococcal) and diseases of the spinal cord	3	1	1		1	1	1				1		1								
22	Intracranial lesions of vascular origin	103	49	43	4	7				1	2	1	3	8	27	24	24	11	2			

TABULATION OF DEATHS IN MIDDLESEX COUNTY FOR 1942, ACCORDING TO THE ABRIDGED INTERNATIONAL LIST OF CAUSES OF DEATH

Abridged International List Number	CAUSE OF DEATH	All Deaths		White		Colored		Age Periods														
				Male	Female	Male	Female	Under 1 year	Under 5 years	5 to 9	10 to 14	15 to 19	20 to 29	30 to 39	40 to 44	45 to 49	50 to 59	60 to 69	70 to 79	80 to 89	90 and over	Unknown
	ALL CAUSES	2117	1186	834	45	32	130	149	10	11	25	80	94	76	133	386	508	429	187	29	
1	Typhoid and paratyphoid fevers																					
2	Plague																					
3	Scarlet fever	1		1																		
4	Whooping cough	2		2			1															
5	Diphtheria																					
6	Tuberculosis of the respiratory system	85	49	29	3	4					1	16	8	9	8	22	18	3				
7	All other forms of tuberculosis	4		4								1	1	1								
8	Malaria																					
9	Syphilis	13	10		1	2							3	1	1	5	3					
10	Influenza	12	8	3		1	1	1							2	2	6	1				
11	Smallpox																					
12	Measles																					
13	Typhus fever																					
14	Other infections or parasitic diseases	11	8	2		1	1	3	1			3	2			2						
15	Cancer and other malignant tumors	291	148	137	3	3					1	3	5	10	19	75	86	66	25	1		
16	Nonmalignant tumors or tumors of unspecified nature	14	7	7								2	5	2	1	1	3					
17	Chronic rheumatism and gout	2	1	1																		
18	Diabetes mellitus	67	18	47	2							1		2	5	7	20	24	6	1		
19	Chronic or acute alcoholism	6	6										2		1	1	1	1	1			
20	Avitaminoses, other general diseases, diseases of the blood, and chronic poisonings	25	10	15				1		1	1	4	4		2	4	6	2				
21	Meningitis (nonmeningococcal) and diseases of the spinal cord	7	5	2			1	1			1			2			3					
22	Intracranial lesions of vascular origin	169	71	98	2	3	1	1					1	1	12	36	51	46	19	2		

23	Other diseases of the nervous system and sense organs	17	9	6	2	2	2	1	3	2	1	3	4	1			
24	Diseases of the heart	695	424	253	14	4	1	2	7	14	19	37	136	207	186	72	12
25	Other diseases of the circulatory system	51	26	24	1		1		2		1	1	4	16	13	9	4
26	Bronchitis	3	2	1			1							1			
27	Pneumonia and bronchopneumonia	75	46	26	1	2	11	13	2	3	5	4	4	15	9	9	7
28	Other diseases of the respiratory system	16	11	5			1		1	1	1	1	1	5	5	1	2
29	Diarrhea and enteritis	9	4	5			2	4		2	2			2			1
30	Appendicitis	12	3	7	1	1			1	2	2	2	2	2			1
31	Diseases of the liver and biliary passages	36	23	13						2	4	8	10	7	4	4	1
32	Other diseases of the digestive system	41	29	12			3	4		3	2	5	14	5	5	2	1
33	Nephritis	128	67	55	2	4			2	7	4	11	16	25	38	21	3
34	Other diseases of the urinary and genital systems	21	13	5	3			1	1	1		2	2	9	2	3	
35	Puerperal infection	2		2					1	1							
36	Other diseases of pregnancy, childbirth, and the puerperium	5		4		1			3	1							
37	Diseases of the skin, cellular tissue, bones, and organs of movement	4	1	3					2	1			1				
38	Congenital malformations and debility, premature birth, and diseases peculiar to the first year of life	106	60	42	2	2	101	105	1								
39	Senility, old age	7	4	3											5	2	
40	Suicide	33	27	6					2	5	5	4	2	5	5	5	
41	Homicide	2	1	1					1	1	1						
42	Automobile accidents (all motor-driven road vehicles)	47	41	5	1				8	9	7	4	4	8	2	4	1
43	Other violent or accidental deaths (suicide, homicide, and automobile accidents excepted)	97	53	33	7	4	5	8	2	4	4	11	9	1	4	16	14
44	Causes of death ill-defined, unknown, or unspecified	1	1										1				

Population (1940 Census), 217,077.

Total Resident Deaths, 2,117.

Rate per 1,000 Population, 9.8.

TABULATION OF DEATHS IN MONMOUTH COUNTY FOR 1942, ACCORDING TO THE ABRIDGED INTERNATIONAL LIST OF CAUSES OF DEATH

Abridged International List Number	CAUSE OF DEATH	All Deaths	White		Colored		Age Periods														
			Male	Female	Male	Female	Under 1 year	Under 5 years	5 to 9	10 to 14	15 to 19	20 to 29	30 to 39	40 to 44	45 to 49	50 to 59	60 to 69	70 to 79	80 to 89	90 and Over	Unknown
	ALL CAUSES	2287	1073	963	124	127	98	117	5	4	15	58	76	61	109	342	563	561	324	52
1	Typhoid and paratyphoid fevers	1	1	1
2	Plague
3	Scarlet fever
4	Whooping cough	1	1	1
5	Diphtheria
6	Tuberculosis of the respiratory system	50	18	24	11	3	7	7	6	5	8	13	6	4
7	All other forms of tuberculosis	8	2	2	1	3	1	4	1	1	1
8	Malaria
9	Syphilis	16	7	2	6	1	1	6	1	5	2	1
10	Influenza	6	2	3	1	1	1	1	1	1	1
11	Smallpox
12	Measles
13	Typhus fever	1	1
14	Other infectious or parasitic diseases	11	10	1	1	1	1	3	2	3
15	Cancer and other malignant tumors	299	125	147	12	15	23	70	85	75	25	1
16	Nonmalignant tumors or tumors of unspecified nature	12	3	6	3	1	1	1	4	3	2
17	Chronic rheumatism and gout
18	Diabetes mellitus	75	23	42	1	9	1	3	1	31	26	5
19	Chronic or acute alcoholism	4	2	1	1
20	Avitaminoses, other general diseases, diseases of the blood, and chronic poisonings	26	11	13	2	2	5	1	1	3	3	3	6	1
21	Meningitis (nonmeningococcal) and diseases of the spinal cord	8	3	2	2	1	1	4	2
22	Intracranial lesions of vascular origin	216	84	110	8	14	1	2	9	28	56	74	38	7

23	Other diseases of the nervous system and sense organs	13	6	4	1	2	3	3	2	1	2	1	3	1	
24	Diseases of the heart	868	434	345	45	44	1	1	1	3	10	5	17	28	136	250	241	158	18
25	Other diseases of the circulatory system	57	26	30	1	1	1	4	16	23	12
26	Bronchitis	3	2	1	1	1	2
27	Pneumonia and bronchopneumonia	77	33	33	7	4	8	10	1	4	4	1	4	1	9	14	20	10
28	Other diseases of the respiratory system	17	9	6	2	1	1	3	5	3	2
29	Diarrhea and enteritis	3	2	1	2	2	1
30	Appendicitis	9	6	3	2	2	1	1
31	Diseases of the liver and biliary passages	30	15	15	1	1	2	15	6	5
32	Other diseases of the digestive system	40	16	15	3	6	4	4	3	9	11	5	3	1
33	Nephritis	124	66	47	4	7	1	1	1	6	1	7	16	32	30	28	1
34	Other diseases of the urinary and genital systems	18	14	3	1	1	1	1	1	7	6	2
35	Puerperal infection	4	3	1	2	2
36	Other diseases of pregnancy, childbirth, and the puerperium	3	3	2	1
37	Diseases of the skin, cellular tissue, bones, and organs of movement	2	1	1	1	1
38	Congenital malformations and debility, premature birth, and diseases peculiar to the first year of life	83	41	33	6	3	78	82	1
39	Senility, old age	25	11	12	6	11	6
40	Suicide	31	20	10	1	3	4	1	3	1	6	3	2
41	Homicide	1	1
42	Automobile accidents (all motor-driven road vehicles)	37	23	7	6	1	1	1	3	5	9	3	3	4	5	3
43	Other violent or accidental deaths (suicide, homicide, and automobile accidents excepted)	102	54	37	8	3	2	7	2	1	4	8	8	3	4	11	15	26	10	3
44	Causes of death ill-defined, unknown, or unspecified	2	2	1	1

Population (1940 Census), 161,238.

Total Resident Deaths, 2,287.

Rate per 1,000 Population, 14.2.

TABULATION OF DEATHS IN MORRIS COUNTY FOR 1942, ACCORDING TO THE ABRIDGED INTERNATIONAL LIST OF CAUSES OF DEATH

Abridged International List Number	CAUSE OF DEATH	All Deaths		White		Colored		Age Periods														Unknown
				Male	Female	Male	Female	Under 1 year	Under 5 years	5 to 9	10 to 14	15 to 19	20 to 29	30 to 39	40 to 44	45 to 49	50 to 59	60 to 69	70 to 79	80 to 89	90 and Over	
	ALL CAUSES	1462	748	673	13	28	74	86	4	7	18	40	51	56	58	211	315	368	212	36	...	
1	Typhoid and paratyphoid fevers																					
2	Plague																					
3	Scarlet fever																					
4	Whooping cough	2		2			2	2														
5	Diphtheria																					
6	Tuberculosis of the respiratory system	34	19	12	1	2				2	3	7	6	1	8	5						
7	All other forms of tuberculosis	4	1	2		1	1	1							1		1					
8	Malaria																					
9	Syphilis	13	9	2	2		1	1				2	1	4	3	1	1					
10	Influenza	4	3	1				1							2					1		
11	Smallpox																					
12	Measles																					
13	Typhus fever																					
14	Other infectious or parasitic diseases	13	7	6			1	1	1					2		2	3	3	1			
15	Cancer and other malignant tumors	212	94	111	1	6		1	1		1	6	5	15	31	63	65	21				
16	Nonmalignant tumors or tumors of unspecified nature	8	2	5		1				1	1		1		1	3	1					
17	Chronic rheumatism and gout	2	2	6												1	1	2	5			
18	Diabetes mellitus	37	17	28		2									7	10	16	4				
19	Chronic or acute alcoholism	4	3	1								1	1									
20	Avitaminoses, other general diseases, diseases of the blood, and chronic poisonings	10	6	4							2	1	1		3	1	1	1				
21	Meningitis (nonmeningococcal) and diseases of the spinal cord	4	2	2									1		2		1					
22	Intracranial lesions of vascular origin	125	48	75	1	1	2	2				1	1	2	2	21	34	33	27	1		

23	Other diseases of the nervous system and sense organs	14	9	5	1	1	1	2	2	1	1	4	2						
24	Diseases of the heart	487	242	237	2	6	1	1	3	1	10	20	75	109	144	100	15		
25	Other diseases of the circulatory system	51	33	17	1					1		1	4	6	18	13	8		
26	Bronchitis	4	3	1						1					2	1			
27	Pneumonia and bronchopneumonia	47	23	22	2	6	8			3	3	3	4	7	13	4	2		
28	Other diseases of the respiratory system	10	8	2			1		1	2			1	4			1		
29	Diarrhea and enteritis	1	1														1		
30	Appendicitis	7	6	1				1	1	1	1		1	2					
31	Diseases of the liver and biliary passages	27	15	11		1	2	3			2	1	5	10	5	1			
32	Other diseases of the digestive system	27	13	13		1	2		1	3	1	2	1	3	6	6	2		
33	Nephritis	104	53	46	1	4				2	2	7	4	11	29	30	15	4	
34	Other diseases of the urinary and genital systems	20	12	5	2	1				1	1								
35	Puerperal infection	2				2				2			2	5	7	3	1		
36	Other diseases of pregnancy, childbirth, and the puerperium	3		3					1	1	1								
37	Diseases of the skin, cellular tissue, bones, and organs of movement	1		1															1
38	Congenital malformations and debility, premature birth, and diseases peculiar to the first year of life	56	36	20		55	56												
39	Senility, old age	7	5	2											2	4	1		
40	Suicide	19	15	4						2	3	2	1	5	4	2			
41	Homicide	2	1	1						1			1	5	4	2			
42	Automobile accidents (all motor-driven road vehicles)	26	25	1					2	7	4	2	1	5	2	3			
43	Other violent or accidental deaths (suicide, homicide, and automobile accidents excepted)	69	45	24		3	5	4	4	6	4	5	5	12	6	9	7	2	
44	Causes of death ill-defined, unknown, or unspecified																		

Population (1940 Census), 125,732.

Total Resident Deaths, 1,462.

Rate per 1,000 Population, 11.6.

TABULATION OF DEATHS IN OCEAN COUNTY FOR 1942, ACCORDING TO THE ABRIDGED INTERNATIONAL LIST OF CAUSES OF DEATH

Abridged International List Number	CAUSE OF DEATH	All Deaths		White		Colored		Age Periods											Unknown	
		Male.	Female	Male	Female	Under 1 year	Under 5 years	5 to 9	10 to 14	15 to 19	20 to 29	30 to 39	40 to 44	45 to 49	50 to 59	60 to 69	70 to 79	80 to 89		90 and over
	ALL CAUSES	527	286	213	19	9	36	45	2	3	7	17	20	20	81	121	113	80	18	
1	Typhoid and paratyphoid fevers																			
2	Plague																			
3	Scarlet fever																			
4	Whooping cough	1				1	1													
5	Diphtheria																			
6	Tuberculosis of the respiratory system	18	7	8	2	1				1	1	6	2	2	3	1	2			
7	All other forms of tuberculosis	3		2	1							1			2					
8	Malaria																			
9	Syphilis	2		1		1								2						
10	Influenza	4	2	2			1	1						1	1		1			
11	Smallpox			2										1						
12	Measles																			
13	Typhus fever																			
14	Other infectious or parasitic diseases	1	1												1					
15	Cancer and other malignant tumors	60	36	24				1					1	1	3	21	11	16	5	
16	Nonmalignant tumors or tumors of unspecified nature																			
17	Chronic rheumatism and gout																			
18	Diabetes mellitus	18	5	13										1		11	5	1		
19	Chronic or acute alcoholism																			
20	Avitaminoses, other general diseases, diseases of the blood, and chronic poisonings	7	2	5			1	1			1		2		2			1		
21	Meningitis (nonmeningococcal) and diseases of the spinal cord	2	1	1										1				1		
22	Intracranial lesions of vascular origin	47	17	25	4	1						1	1	1	5	10	17	12		

TABULATION OF DEATHS IN PASSAIC COUNTY FOR 1942, ACCORDING TO THE ABRIDGED INTERNATIONAL LIST OF CAUSES OF DEATH

Abridged International List Number	CAUSE OF DEATH	All Deaths	White		Colored		Age Periods															
			Male	Female	Male	Female	Under 1 year	Under 5 years	5 to 9	10 to 14	15 to 19	20 to 29	30 to 39	40 to 44	45 to 49	50 to 59	60 to 69	70 to 79	80 to 89	90 and Over	Unknown	
	ALL CAUSES	3199	1789	1296	74	40	175	201	9	23	26	85	161	110	171	567	791	693	315	47	
1	Typhoid and paratyphoid fevers	1		1											1							
2	Plague																					
3	Scarlet fever	1	1							1												
4	Whooping cough	1		1				1	1													
5	Diphtheria																					
6	Tuberculosis of the respiratory system	134	85	35	9	5	1	2			2	19	24	13	9	37	17	10		1		
7	All other forms of tuberculosis	10	4	2	3	1		1			1		2	1	1	4						
8	Malaria																					
9	Syphilis	31	17	4	6	4	2	2					4	2	5	9	8	1				
10	Influenza	10	7	3			2	2					1	1	1			3	1	1		
11	Smallpox																					
12	Measles																					
13	Typhus fever																					
14	Other infectious or parasitic diseases	8	5	2	1					2	1	1			1			2				
15	Cancer and other malignant tumors	487	258	224	2	3				2			4	23	20	41	111	139	103	42	2	
16	Nonmalignant tumors or tumors of unspecified nature	10	1	7		2							1	1	2	2	2		2			
17	Chronic rheumatism and gout	3	2	1																		
18	Diabetes mellitus	118	44	72		2				1			1		3	7	22	45	34	5	1	
19	Chronic or acute alcoholism	14	12			2						1	4		1	7	1					
20	Avitaminoses, other general diseases, diseases of the blood, and chronic poisonings	47	24	19	2	2	5	6	1	2	1	3	7	3	5	6	8	5				
21	Meningitis (nonmeningococcal) and diseases of the spinal cord	10	7	3			2	3					2			1	4					
22	Intracranial lesions of vascular origin	306	150	147	4	5							6	2	10	51	97	101	34	5		

23	Other diseases of the nervous system and sense organs	28	15	11	1	1	1	1	1	1	5	5	1	4	7	4		
24	Diseases of the heart	981	587	377	11	6	2	2	6	15	25	25	38	181	278	256	135	18	
25	Other diseases of the circulatory system	83	44	39	1	2	1	7	12	33	21	6	
26	Bronchitis	6	2	4	1	1	1	1	1	
27	Pneumonia and bronchopneumonia	117	67	42	6	2	14	17	1	2	5	3	12	14	24	21	15	3	
28	Other diseases of the respiratory system	26	13	8	3	2	3	4	1	1	1	2	2	8	5	1	1	
29	Diarrhea and enteritis	10	2	8	2	2	3	1	1	1	1	1	
30	Appendicitis	15	5	9	2	1	2	1	2	4	1	1	1	
31	Diseases of the liver and biliary passages	78	47	30	1	1	3	4	9	21	27	11	2	
32	Other diseases of the digestive system	62	44	17	1	3	1	1	5	4	7	16	16	7	2	
33	Nephritis	136	95	84	5	2	1	2	3	10	8	6	21	46	54	30	5	
34	Other diseases of the urinary and genital systems	39	29	9	1	1	3	1	2	15	11	6	
35	Puerperal infection	4	4	4	
36	Other diseases of pregnancy, childbirth, and the puerperium	7	7	4	3	
37	Diseases of the skin, cellular tissue, bones, and organs of movement	7	4	3	1	1	1	1	2	1	
38	Congenital malformations and debility, premature birth, and diseases peculiar to the first year of life	139	86	47	5	1	135	138	1	
39	Senility, old age	8	2	6	2	2	2	5	1	
40	Suicide	33	20	12	1	6	6	5	2	9	2	3	1	
41	Homicide	10	6	2	2	1	1	1	2	1	1	2	1	
42	Automobile accidents (all motor-driven road vehicles)	44	30	13	1	2	1	3	2	4	5	2	1	11	6	7	
43	Other violent or accidental deaths (suicide, homicide, and automobile accidents excepted)	122	72	42	6	2	7	12	2	7	5	5	8	4	5	20	20	17	13	4
44	Causes of death ill-defined, unknown, or unspecified	3	2	1	1	1	1	

Population (1940 Census), 309,353.

Total Resident Deaths, 3,199.

Rate per 1,000 Population, 10.3.

TABULATION OF DEATHS IN PASSAIC CITY FOR 1942, ACCORDING TO THE ABRIDGED INTERNATIONAL LIST OF CAUSES OF DEATH

Abridged International List Number	CAUSE OF DEATH	All Deaths	White		Colored		Age Periods														
			Male	Female	Male	Female	Under 1 year	Under 5 years	5 to 9	10 to 14	15 to 19	20 to 29	30 to 39	40 to 44	45 to 49	50 to 59	60 to 69	70 to 79	80 to 89	90 and Over	Unknown
	ALL CAUSES	573	311	231	19	12	28	32	4	4	24	31	20	47	134	149	85	35	8		
1	Typhoid and paratyphoid fevers																				
2	Plague																				
3	Scarlet fever	1	1						1												
4	Whooping cough																				
5	Diphtheria																				
6	Tuberculosis of the respiratory system	28	14	12	2					1	4	7	4	3	7		2				
7	All other forms of tuberculosis	2		1	1									1	1						
8	Malaria																				
9	Syphilis	4	1		2	1	1	1						1	1	1	1				
10	Influenza	4	3	1			1	1				1	1			1					
11	Smallpox																				
12	Measles																				
13	Typhus fever																				
14	Other infectious or parasitic diseases	1	1																		
15	Cancer and other malignant tumors	91	41	49	1				1		1	5	5	11	26	28	10	3	1		
16	Nonmalignant tumors or tumors of unspecified nature	4		3		1					1			2			1				
17	Chronic rheumatism and gout																				
18	Diabetes mellitus	25	11	13		1							1	2	5	8	7	2			
19	Chronic or acute alcoholism	6	6									2		1	3						
20	Avitaminoses, other general diseases, diseases of the blood, and chronic poisonings	11	4	5		2	2	2			1	1		3	1	2	1				
21	Meningitis (nonmeningococcal) and diseases of the spinal cord	3	2	1			1	2									1				
22	Intracranial lesions of vascular origin	48	27	17	1	2						1		3	13	19	7	4	1		

23	Other diseases of the nervous system and sense organs	7	4	3							2	2	1		2			
24	Diseases of the heart	148	86	58	2	2		1	1	4	2	4	3	38	49	30	14	2
25	Other diseases of the circulatory system	14	4	10										5	2	6	1	
26	Bronchitis																	
27	Pneumonia and bronchopneumonia	20	12	7	1						1		4	2	6	3	2	
28	Other diseases of the respiratory system	19	4	2	3	1	2	2		1			1	2	1	2	1	
29	Diarrhea and enteritis	2	1	1									1	1				
30	Appendicitis	5	2	2	1					1			1	2	1			
31	Diseases of the liver and biliary passages	21	13	8						1		1	2	9	5	3		
32	Other diseases of the digestive system	15	13	2							3	1	2	4	4	4	1	
33	Nephritis	34	22	11	1					2	1	1	2	5	8	7	5	3
34	Other diseases of the urinary and genital systems	7	7												6	1		
35	Puerperal infection																	
36	Other diseases of pregnancy, childbirth, and the puerperium	1		1							1							
37	Diseases of the skin, cellular tissue, bones, and organs of movement	3	1	2						1			1				1	
38	Congenital malformations and debility, premature birth, and diseases peculiar to the first year of life	29	10	9	1		19	20										
39	Senility, old age	1	1															1
40	Suicide	6	3	3						3	1			2				
41	Homicide	2	1	1					1					1				
42	Automobile accidents (all motor-driven road vehicles)	4	4							1	1				1	1		
43	Other violent or accidental deaths (suicide, homicide, and automobile accidents excepted)	25	12	9	2	2		2		1	1	1	2	2	2	5	4	3
44	Causes of death ill-defined, unknown, or unspecified																	

Population (1940 Census), 61,394.

Total Resident Deaths, 573.

Rate per 1,000 Population, 9.3.

TABULATION OF DEATHS IN PATERSON FOR 1942, ACCORDING TO THE ABRIDGED INTERNATIONAL LIST OF CAUSES OF DEATH

Abridged International List Number	CAUSE OF DEATH	All Deaths		White		Colored		Age Periods													
		Male	Female	Male	Female	Under 1 year	Under 5 years	5 to 9	10 to 14	15 to 19	20 to 29	30 to 39	40 to 44	45 to 49	50 to 59	60 to 69	70 to 79	80 to 89	90 and Over	Unknown	
	ALL CAUSES	1600	329	655	51	25	79	93	3	9	12	36	79	53	79	288	430	372	180	26
1	Typhoid and paratyphoid fevers	1		1									1								
2	Plague																				
3	Scarlet fever	1																			
4	Whooping cough	1		1			1	1													
5	Diphtheria	76	55	12	6	3		1		1	8	12	8	4	24	13	4	1			
6	Tuberculosis of the respiratory system	7	3	1	2	1		1		1		2	1		2						
7	All other forms of tuberculosis																				
8	Malaria	21	12	2	4	3	1	1				3		4	6	7					
9	Syphilis	4	2	2												2	1	1			
10	Influenza																				
11	Smallpox																				
12	Measles																				
13	Typhus fever																				
14	Other infectious or parasitic diseases	5	3	1	1			1	1	1								2			
15	Cancer and other malignant tumors	238	131	103	1	3					1	9	8	18	51	72	54	24	1		
16	Nonmalignant tumors or tumors of unspecified nature	5	1	3		1						1	2		1		1				
17	Chronic rheumatism and gout	2	1	1												1		1			
18	Diabetes mellitus	62	21	40		1					1			5	14	26	16				
19	Chronic or acute alcoholism	8	6		2						1	2			4	1					
20	Avitaminoses, other general diseases, diseases of the blood, and chronic poisonings	18	10	6	2		1	2	1	2	1	1	2	1	1	3	4				
21	Meningitis (nonmeningococcal) and diseases of the spinal cord	5	4	1			1	1					1		1	2					
22	Intracranial lesions of vascular origin	161	79	77	2	3						3	1	3	22	51	59	18	4		

23	Other diseases of the nervous system and sense organs	16	9	5	1	1	1	1	1	2	2	4	4	3					
24	Diseases of the heart	539	318	210	8	3	1	1	6	17	14	22	102	154	133	78	10		
25	Other diseases of the circulatory system	45	29	16	1	1	1	8	21	11	2		
26	Bronchitis	3	1	2	1	1	1		
27	Pneumonia and bronchopneumonia	68	37	22	5	2	6	7	1	1	2	5	10	14	14	9	2		
28	Other diseases of the respiratory system	11	6	4	1	1	1	1	1	4	3	1		
29	Diarrhea and enteritis	3	1	2	1	1	2		
30	Appendicitis	5	1	4	1	1	1		
31	Diseases of the liver and biliary passages	40	26	13	1	2	2	4	8	17	5	2		
32	Other diseases of the digestive system	32	21	10	1	3	1	2	1	9	8	7	1		
33	Nephritis	94	39	50	3	2	1	1	4	6	3	7	24	27	18	2		
34	Other diseases of the urinary and genital systems	18	13	4	1	1	1	2	3	6	5		
35	Puerperal infection	2	2	2		
36	Other diseases of pregnancy, childbirth, and the puerperium	5	5	3	2		
37	Diseases of the skin, cellular tissue, bones, and organs of movement	2	2	2		
38	Congenital malformations and debility, premature birth, and diseases peculiar to the first year of life	63	39	20	3	1	61	62	1		
39	Senility, old age	6	1	5	1	4	1		
40	Suicide	12	7	4	1	2	3	2	1	1	2	1		
41	Homicide	6	3	1	2	1	1	1	1	1	1		
42	Automobile accidents (all motor-driven road vehicles)	22	14	7	1	1	2	1	1	7	5	4		
43	Other violent or accidental deaths (suicide, homicide, and automobile accidents excepted)	55	34	17	4	5	7	3	4	2	5	1	3	7	6	8	7	2
44	Causes of death ill-defined, unknown, or unspecified	1	1	1	

Population (1940 Census), 139,656.

Total Resident Deaths, 1,660.

Rate per 1,000 Population, 11.9.

TABULATION OF DEATHS IN SALEM COUNTY FOR 1942, ACCORDING TO THE ABRIDGED INTERNATIONAL LIST OF CAUSES OF DEATH

Abridged International List Number	CAUSE OF DEATH	All Deaths		White		Colored		Age Periods														
				Male	Female	Male	Female	Under 1 year	Under 5 years	5 to 9	10 to 14	15 to 19	20 to 29	30 to 39	40 to 44	45 to 49	50 to 59	60 to 69	70 to 79	80 to 89	90 and Over	Unknown
			ALL CAUSES	471	217	177	43	34	44	49	1	2	9	16	25	14	20	69	88	103	69	6
1	Typhoid and paratyphoid fevers																					
2	Plague																					
3	Scarlet fever																					
4	Whooping cough																					
5	Diphtheria	1		1												1						
6	Tuberculosis of the respiratory system	9	3		2	4					2		2	1		2						
7	All other forms of tuberculosis	1		1								1										
8	Malaria																					
9	Syphilis	11	2	3	6								2	3	2	2		1	1			
10	Influenza																					
11	Smallpox																					
12	Measles																					
13	Typhus fever																					
14	Other infectious or parasitic diseases	2	1	1												1						
15	Cancer and other malignant tumors	52	20	28	2	2		1				1	2	1	3	16	11	12	5			
16	Nonmalignant tumors or tumors of unspecified nature																					
17	Chronic rheumatism and gout	3	1	2										1				1			1	
18	Diabetes mellitus	11	1	7	1	2						1			1	1	4	4				
19	Chronic or acute alcoholism	3	3													1	2					
20	Avitaminoses, other general diseases, diseases of the blood, and chronic poisonings	3		3				1	1						1			1				
21	Meningitis (nonmeningococcal) and diseases of the spinal cord																					
22	Intracranial lesions of vascular origin	42	19	15	2	6	1	1						1		5	12	13	10			

23	Other diseases of the nervous system and sense organs	5	2	2	1	1	1	1	1	1	1	1	2	2				
24	Diseases of the heart	134	58	56	11	9	1	1	1	1	1	3	7	23	37	36	23	3
25	Other diseases of the circulatory system	13	9	4					1	1	1			1	1	7	1	
26	Bronchitis	1	1															
27	Pneumonia and bronchopneumonia	26	14	5	4	3	7	8	1		1	2		1	5	7	1	
28	Other diseases of the respiratory system	4	2	1		1	1	1					1		1	1		
29	Diarrhea and enteritis	5	1	2		2	4	4			1							
30	Appendicitis	1	1															
31	Diseases of the liver and biliary passages	4	1	3									1	1	1	1		
32	Other diseases of the digestive system	11	9	2		1	1			1	1		1	2	2	1	2	
33	Nephritis	33	15	15	2	1							2	4	6	12	8	1
34	Other diseases of the urinary and genital systems	4	4						1							3		
35	Puerperal infection																	
36	Other diseases of pregnancy, childbirth, and the puerperium	1				1				1								
37	Diseases of the skin, cellular tissue, bones, and organs of movement	1		1														1
38	Congenital malformations and debility, premature birth, and diseases peculiar to the first year of life	27	13	8	4	2	27	27										
39	Senility, old age	4	1	3												1	3	
40	Suicide	5	5							2	2					1		
41	Homicide	6	2	2	1	1	1	1		1	2			2				
42	Automobile accidents (all motor-driven road vehicles)	17	11	3	3			1		2	2	6		1	4	1		
43	Other violent or accidental deaths (suicide, homicide, and automobile accidents excepted)	31	18	9	4		2		1	3	3	3	1		2	2	5	9
44	Causes of death ill-defined, unknown, or unspecified																	

Population (1940 Census), 42,274.

Total Resident Deaths, 471.

Rate per 1,000 Population, 11.1.

TABULATION OF DEATHS IN SOMERSET COUNTY FOR 1942, ACCORDING TO THE ABRIDGED INTERNATIONAL LIST OF CAUSES OF DEATH

Abridged International List Number	CAUSE OF DEATH	All Deaths	White		Colored		Age Periods														
			Male	Female	Male	Female	Under 1 year	Under 5 years	5 to 9	10 to 14	15 to 19	20 to 29	30 to 39	40 to 44	45 to 49	50 to 59	60 to 69	70 to 79	80 to 89	90 and Over	Unknown
	ALL CAUSES	703	378	300	13	11	47	54	1	3	11	16	31	27	29	118	151	146	99	17	...
1	Typhoid and paratyphoid fevers																				
2	Plague																				
3	Scarlet fever																				
4	Whooping cough	1				1		1													
5	Diphtheria																				
6	Tuberculosis of the respiratory system	20	12	7		1					2	2	5		1	5	3	2			
7	All other forms of tuberculosis	3	2	1									1								
8	Malaria																				
9	Syphilis		4			1								1			2				
10	Influenza	2	1	1									1						1		
11	Smallpox																				
12	Measles																				
13	Typhus fever																				
14	Other infectious or parasitic diseases	4	2	2				1		1	1			1							
15	Cancer and other malignant tumors	91	45	43	3								7	5	7	21	28	17	5	1	
16	Nonmalignant tumors or tumors of unspecified nature	2	1	1													2				
17	Chronic rheumatism and gout																				
18	Diabetes mellitus	27	8	18		1	1	1						1		3	11	4	7		
19	Chronic or acute alcoholism	1	1												1						
20	Avitaminoses, other general diseases, diseases of the blood, and chronic poisonings	12	7	5			1	1				2	1		2	1	3	2			
21	Meningitis (nonmeningococcal) and diseases of the spinal cord	2	1	1									1						1		
22	Intracranial lesions of vascular origin	83	37	42		4						1	1	1	3	12	20	31	13	1	

TABULATION OF DEATHS IN SUSSEX COUNTY FOR 1942, ACCORDING TO THE ABRIDGED INTERNATIONAL LIST OF CAUSES OF DEATH

Abridged International List Number	CAUSE OF DEATH	All Deaths		White		Colored		Age Periods											90 and Over	Unknown							
		Male	Female	Male	Female	Under 1 year	Under 5 years	5 to 9	10 to 14	15 to 19	20 to 29	30 to 39	40 to 44	45 to 49	50 to 59	60 to 69	70 to 79	80 to 89									
																					Male	Female	Under 1 year	Under 5 years	5 to 9	10 to 14	15 to 19
	ALL CAUSES	386	216	170			25	31	2	2	5	9	9	8	11	61	81	101	59	7							
1	Typhoid and paratyphoid fevers																										
2	Plague																										
3	Scarlet fever																										
4	Whooping cough	4	1	3			3	4																			
5	Diphtheria																										
6	Tuberculosis of the respiratory system	10	5	5								3			1	2	4										
7	All other forms of tuberculosis																										
8	Malaria																										
9	Syphilis	1	1												1												
10	Influenza	2	1	1																							
11	Smallpox																										
12	Measles																										
13	Typhus fever																										
14	Other infectious or parasitic diseases	1		1												1											
15	Cancer and other malignant tumors	67	29	38										3	2	2	14	16	20	9	1						
16	Nonmalignant tumors or tumors of unspecified nature																										
17	Chronic rheumatism and gout																										
18	Diabetes mellitus	15	5	10											1	4	2	5	3								
19	Chronic or acute alcoholism	1	1											1													
20	Avitaminoses, other general diseases, diseases of the blood, and chronic poisonings	5	2	3												1	3	1									
21	Meningitis (nonmeningococcal) and diseases of the spinal cord	1	1											1													
22	Intracranial lesions of vascular origin	39	18	21											2	6	5	16	9	1							

23	Other diseases of the nervous system and sense organs	1	1					1												
24	Diseases of the heart	113	66	47				1			1	1		3	1	16	26	40	23	2
25	Other diseases of the circulatory system	13	9	4												1	4	4	2	2
26	Bronchitis	1		1				1												
27	Pneumonia and bronchopneumonia	9	5	4			1	2			1							4	1	
28	Other diseases of the respiratory system	1	1																1	
29	Diarrhea and enteritis	2	1	1			2	2												
30	Appendicitis	4		4							1				1	1				
31	Diseases of the liver and biliary passages	4	2	2							1					1	1	1		
32	Other diseases of the digestive system	4	3	1												2	1	1		
33	Nephritis	24	21	3												8	7	5	4	
34	Other diseases of the urinary and genital systems	3	2	1								1							1	1
35	Puerperal infection																			
36	Other diseases of pregnancy, childbirth, and the puerperium	1		1								1								
37	Diseases of the skin, cellular tissue, bones, and organs of movement																			
38	Congenital malformations and debility, premature birth, and diseases peculiar to the first year of life	18	8	10			18	18												
39	Senility, old age	2	1	1																2
40	Suicide	7	7								1	1	1	1	1	3				
41	Homicide	1		1							1									
42	Automobile accidents (all motor-driven road vehicles)	12	10	2			1	1	1	4	2					2	1			
43	Other violent or accidental deaths (suicide, homicide, and automobile accidents excepted)	20	15	5			1	2	1	1						1	8	1	3	1
44	Causes of death ill-defined, unknown, or unspecified																			

Population (1940 Census), 29,632.

Total Resident Deaths, 386.

Rate per 1,000 Population, 13.0.

TABULATION OF DEATHS IN UNION COUNTY FOR 1942, ACCORDING TO THE ABRIDGED INTERNATIONAL LIST OF CAUSES OF DEATH

Abridged International List Number	CAUSE OF DEATH	All Deaths	White		Colored		Age Periods														
			Male	Female	Male	Female	Under 1 year	Under 5 years	5 to 9	10 to 14	15 to 19	20 to 29	30 to 39	40 to 44	45 to 49	50 to 59	60 to 69	70 to 79	80 to 89	90 and Over	Unknown
	ALL CAUSES	3273	1613	1379	129	152	212	250	20	14	25	108	153	120	197	597	752	652	326	59	...
1	Typhoid and paratyphoid fevers																				
2	Plague																				
3	Scarlet fever																				
4	Whooping cough	4	1			3	4	4													
5	Diphtheria																				
6	Tuberculosis of the respiratory system	109	51	28	14	16				1	1	20	26	8	8	30	8	7			
7	All other forms of tuberculosis	6	2	2		2					1	2	1			2					
8	Malaria																				
9	Syphilis	36	22	5	6	3	1	1					5	3	7	10	7	2	1		
10	Influenza	15	5	7	1	2	4	5				1	1			2	4		2		
11	Smallpox																				
12	Measles																				
13	Typhus fever																				
14	Other infectious or parasitic diseases	28	13	9	3	3	1	2	5	1	2	5	2		3	6	2				
15	Cancer and other malignant tumors	463	222	223	8	10		1	1		1	4	13	20	36	107	152	94	30	4	
16	Nonmalignant tumors or tumors of unspecified nature	12	6	3		3	1	1						4	1	1	3	2			
17	Chronic rheumatism and gout	5	1	4																	
18	Diabetes mellitus	100	27	67	3	3						3	2	3	4	16	27	32	11	2	
19	Chronic or acute alcoholism	3	3											1		1					
20	Avitaminoses, other general diseases, diseases of the blood, and chronic poisonings	56	18	35	2	1	4	6	1		3	6	8	2	4	14	6	5	1		
21	Meningitis (nonmeningococcal) and diseases of the spinal cord	10	7	3			1	2		1	1		1		1	2		3			
22	Intracranial lesions of vascular origin	267	103	151	7	6		2			1	2	4	7	13	38	79	78	37	6	

23	Other diseases of the nervous system and sense organs	25	9	13	3	1				2	3	1	4	2	9	1	2		
24	Diseases of the heart	1055	562	413	40	40	1	1	2	4	13	30	35	59	212	284	256	139	19
25	Other diseases of the circulatory system	96	40	53	1	2					1			2	7	17	32	25	12
26	Bronchitis	11	7	4		2	3					1	1		1	2	2	1	
27	Pneumonia and bronchopneumonia	143	90	41	8	4	22	29	2	1	5	4	4	8	15	29	29	16	1
28	Other diseases of the respiratory system	29	16	11	2		2	2			1	6	3	2	7	4	2	2	
29	Diarrhea and enteritis	9	5	1		3	5				1	1	1	1		1	1		
30	Appendicitis	27	16	10		1		2	1	1	4	1	1		6	7	2	1	
31	Diseases of the liver and biliary passages	69	35	31		3					2	3	7	5	27	12	11	1	1
32	Other diseases of the digestive system	72	48	20	2	2	2	4		2	1	4	1	10	15	20	8	7	
33	Nephritis	166	65	73	13	15		1	1		1	8	4	13	30	35	48	21	3
34	Other diseases of the urinary and genital systems	27	17	6	2	2		2			1	2	1	2	3	7	6	3	
35	Puerperal infection	5		5							4	1							
36	Other diseases of pregnancy, childbirth, and the puerperium	12		9		3					6	6							
37	Diseases of the skin, cellular tissue, bones, and organs of movement	3	2	1										1	1			1	
38	Congenital malformations and debility, premature birth, and diseases peculiar to the first year of life	159	72	63	10	14	156	159											
39	Senility, old age	22	7	13		2									1	8	9	4	
40	Suicide	31	20	10	1						3	5	4	6	6	5	2		
41	Homicide	5	3	1		1				1	3				1				
42	Automobile accidents (all motor-driven road vehicles)	58	42	15		1	2	5	1	2	7	4	2	3	13	15	3	1	
43	Other violent or accidental deaths (suicide, homicide, and automobile accidents excepted)	128	73	47	6	2	7	15	3	6	4	11	10	7	4	21	11	16	14
44	Causes of death ill-defined, unknown, or unspecified	7	3	2		2				1					2	4			

Population (1940 Census), 328,344.

Total Resident Deaths, 3,273.

Rate per 1,000 Population, 10.0.

TABULATION OF DEATHS IN ELIZABETH FOR 1942, ACCORDING TO THE ABRIDGED INTERNATIONAL LIST OF CAUSES OF DEATH

Abridged International List Number	CAUSE OF DEATH	All Deaths	White		Colored		Age Periods														Unknown
			Male	Female	Male	Female	Under 1 year	Under 5 years	5 to 9	10 to 14	15 to 19	20 to 29	30 to 39	40 to 44	45 to 49	50 to 59	60 to 69	70 to 79	80 to 89	90 and Over	
	ALL CAUSES	1196	626	494	38	38	60	76	11	5	10	40	65	53	75	238	265	241	100	17	...
1	Typhoid and paratyphoid fevers																				
2	Plague																				
3	Scarlet fever																				
4	Whooping cough																				
5	Diphtheria																				
6	Tuberculosis of the respiratory system	49	27	12	6	4						12	9	4	3	17	2	2			
7	All other forms of tuberculosis	4	2			2						2				1					
8	Malaria																				
9	Syphilis	17	11	3	2	1	1	1				3	1	5	4	2	2	1			
10	Influenza	4	2	2			1	1				1				2	2				
11	Smallpox																				
12	Measles																				
13	Typhus fever																				
14	Other infectious or parasitic diseases	13	4	5	2	2		1	3	1	1	2	1		1	2	1				
15	Cancer and other malignant tumors	165	93	70	1	1		1				2	9	7	10	38	54	34	10		
16	Nonmalignant tumors or tumors of unspecified nature	5	2	3										2		1		2			
17	Chronic rheumatism and gout	3		3													1	1			1
18	Diabetes mellitus	38	11	26	1									3	4	5	11	12	3		
19	Chronic or acute alcoholism	2	2										1	1							
20	Avitaminoses, other general diseases, diseases of the blood, and chronic poisonings	26	9	15	1	1	2	4	1		1	2	4		4	6	2	1	1		
21	Meningitis (nonmeningococcal) and diseases of the spinal cord	4	2	2			1	2							1			1			
22	Intracranial lesions of vascular origin	90	41	46		3					1		4	2	5	11	28	27	10	2	

INDEX

A	PAGE
Accidental deaths	162, 163, 164, 165
Activities :	
Departmental	7
Bureau of Administration	13
Bureau of Bacteriology	99
Bureau of Chemistry	109
Bureau of Engineering	81
Bureau of Food and Drugs	85
Bureau of Local Health Administration	27
Bureau of Maternal and Child Health	113
Bureau of Venereal Disease Control	61
Bureau of Vital Statistics	121
Bureau of Dental Health	69
Educational	25, 115, 145
Industrial Hygiene Service	75
Negro Health Program	55
Rabies Control Program	79
Acute Anterior Poliomyelitis :	
Reported cases by age groups and months	50
Reported cases and deaths by age groups and sex	50
Reported cases and deaths by counties	46-47
Reported cases and deaths, with rates	45
Advisory Committee to the Director	13
Advisory Members to activities	14
Advisory Public Health Nurse	35
Alexander, Walter G., M.D. :	
Advisory Member to Negro Health Program	14
Member of Committees—Legislative, Nursing, Tuberculosis	13
Analyses of Water Samples—Statement of Revenue	19
Animal Experimentation	16
Annual Conference of State and Local Health Officials of N. J. (33rd) ..	15
Anthrax	29
Reported cases and deaths	45
Reported cases and deaths by counties	46-47

Appointments to :	PAGE
Committees	13
Membership on the Board	13
Advisory Members, serve as	14
Appropriations	12, 18
Audiometer rentals	19, 117
Automobile fatalities	163, 164, 165

B

Baby Keep-Well Stations	114
Bacteriological examinations	99, 109

Baker, S. Josephine, M.D.:

Consultant to Bureau of Maternal and Child Health	14
Member of Committees—Advisory, Legislative, Joint Committee to Act with Joint Committee of the New Jersey Health and Sanitary Association and Health Officers' Association on Health Units ..	13
Bakery inspections	90
Bills introduced in Legislature	16
Biologicals	34

Births :

By counties and municipalities	127
By months	127
Illegitimate	118, 125
Number and rates—1879-1941	126

Bishop, Mr. John V.:

Advisory Member to Bureau of Food and Drugs—Milk Control	14
Member of Committees—Legislative, Dental, Milk	13
Blaisdell, C. Byron, M.D., resignation of	13

Blood Tests :

Industrial employees	8, 64
Migrant Workers	8, 65
Pre-Natal	66, 100
Pre-Marital	67, 100
Selectees and Inductees	62
For syphilis	66
Board of Examiners of Health Officers and Inspectors	14

Booz, Louis P., C.E.:

Consultant to Sanitary Shellfish Control	14
Member of Committees—Legislative, Organization and Salaries of Personnel, Milk, Joint Committee to Act with Joint Committee of the New Jersey Health and Sanitary Association and Health Officers' Association on Health Units	13
Broadcasts	25
Budget Committee	13

INDEX

277

C		PAGE
Camps		37
Camp Kilmer		36, 39
Cancer :		
Average annual rates 1880-1939		157
Death by color		160
Death by organ affected, age group and sex		158, 160
Canning factories, inspection of		91
Carlisle, J. M., M.D. :		
Appointment to Board		13
Consultant to Bureau of Bacteriology		14
Member of Committees—Organization and Salaries of Personnel, Industrial Hygiene, Joint Committee to Act with Joint Com- mittee of the New Jersey Health and Sanitary Association and Health Officers' Association on Health Units		13
Case finding		58
Cedar Hill Memorial Park Association		15
Cemeteries		15
Charts and Tables, vital statistics, list of		123
Chickenpox :		
Reported cases and deaths, case and death rates		45
Reported cases and deaths by counties		46-47
Civilian Defense, Program of State Health Committee		11
Classes conducted by Maternal and Child Health Nurses		115, 117
Cold storage		95
Cold storage warehouses		96
Collier, Martin H., M.D. :		
Re-elected Vice-President		13
Consultant to Local Health Adm.		14
Member of Committees—Advisory, Tuberculosis, War Activities		13
Committees :		
Advisory, Budget, Legislative (including cancer), Organization and Salaries, Dental, Tuberculosis, Revision of Constitution, Nursing, Milk, Industrial Hygiene, War Activities, Joint Committee to Act with Joint Committee of the New Jersey Health and Sanitary Association and Health Officers' Association on Health Units ..		13
Communicable diseases :		
On dairies		32
Reportable		27
Reported cases and deaths		45-53

	PAGE
Communities paying portion of nurses' salaries	114
Community sanitation project	39
Cosmetics, summary of samples examined	92
Conference of State and Local Health Officials, 33rd Annual	15
Cream, milk products, samples of	93
Cross-connections, regulations of	9
Culture Media and Mailing Outfits	107
D	
Dairies, communicable diseases on	32
Dairy farm and milk plant inspection	88
Daniels, Percy N., C.E. :	
Consultant to Bureau of Engineering	14
Member of Committees—Budget, Industrial Hygiene, Milk, Revision of Constitution, War Activities	13
Deaths	126, 127, 138, 168, 170, 180, 182, 206
Deaths by counties and cities	127, 182, 206
Deaths by municipalities	127, 182, 206
Deaths of infants	127, 141, 142, 143, 144
Death rates	126, 167, 206
Death rates, white and colored	167
Dental Committee	13
Dental Health :	
Activities	8, 9, 69
Bureau established	69
Committee	13
Consultive service	71
Educational material	70
Rural progress	73
Surveys	71
Treatment programs	71-72
Diagnosis assistance	33
Diphtheria	7, 27, 55, 152, 154
Reported cases by age groups and months	48
Reported cases and deaths by age groups and sex	48
Reported cases and deaths by counties	46-47
Director of Health, Report of	7
Elected President of Conference of State and Provincial Health Au- thorities of North America	12
Disease restrictions	7
Dogs :	
Establishments	80
Licenses	19, 80
Diarrhea of the newborn	31

INDEX

279

Drugs :	PAGE
Dr. Fischelis—Consultant to Bureau of Food and Drugs	14
Luncheonette inspections	87
Samples examined	92
Dysentery	45
Reported cases and deaths by counties	46-47

E

Education:	
Negro Health	56
Activities	25, 115
Dental Health	8, 69
Summer and winter courses	44
Education and Publicity—Dr. Schweikhardt, Advisory Member to	14
Election of Officers, Board of Examiners of Health Officers and Inspectors	14
Emergency and Infant care Program	10
Encephalitis, Lethargic:	
Reported cases and deaths	45
Reported cases and deaths by counties	46-47
Engineering—Mr. Booz (Daniels) Advisory Members to	14
Engineering medical services re industrial hygiene	76
Epidemic Cerebro-Spinal Meningitis	7, 28
Reported cases by age groups and months	48
Reported cases and deaths by age groups and sex	49
Reported cases and deaths, with rates	45
Examination of samples of drugs, summary	92
Examinations re Board of Examiners of Health Officers and Inspectors ..	14
Expenditures, statement of	12, 20
Experimentation on dogs	16

F

Federal Funds	12, 18, 22-24
Fees:	
Food and Drugs	93
Rabies	80
Statement of	19
Fischelis, Robert P., Phar. D.:	
Advisory Member to Bureau of Chemistry: Bureau of Food and Drugs	14
Member of Committees—Advisory, Budget, Nursing, Organization and Salaries of Personnel, Revision of Constitution	13
Food vending establishments	28
Food control	85
Food sanitation in wartime	10

Food and Drugs :	PAGE
Dr. Fischelis—Advisory Member on Drugs	16
Laboratory table, character of samples examined	111
Mr. Bishop—Consultant on milk	16
Samples examined	85, 90, 93, 98, 111
Fort Dix re Regional Health Unit	36

Funds :

Appropriated to the Department	18
Statement of Expenditures	20-25

G

Gastro-Enteritis	30
German Measles :	
Reported cases and deaths, with rates	45
Reported cases and deaths by counties	46-47
Gonococci (Pus Smears) specimens examined	105
Gonorrhea	62
Reported cases	68
Guinea pig inoculations	101

H

Health Education re :

Negro Health Program	55
Dental Health	69
Service	25

Health Officers :

Licenses issued	14
Members of Board of Examiners of	14
Training at Rutgers	44
Hamburg, excessive fat in	86
Hotel kitchen inspection	87

I

Ice cream factory inspection	90
Inductees re venereal diseases	62
Induction Boards re Tuberculosis	40
Industry, State coverage	75

INDEX

281

Industrial Hygiene:	PAGE
Activities	9
Classification of industries investigated	92
Coverage	75
Committee	13
Engineering and medical services	76
Follow-up Surveys	77
Nursing services	77
Publicity	78
X-Ray Surveys	77
Industrial plants re tuberculosis	42
Industrial programs re venereal diseases	64
Industries investigated	75
Infant mortality	113, 140, 141, 142, 143, 144
 Influenza:	
Reported cases and deaths, with rates	45
Reported cases and deaths by counties	46-47
 J	
Joint Committee with N. J. Health and Sanitary Association	13
 K	
Kahn tests, number of	100
Kline tests, number of	100
 L	
Laboratories:	
Blood tests made in	100
F. & D. samples examined in	110, 111
Specimens examined in	102
 Lee, Frederick P., M.D.:	
Advisory Member to Bureau of Venereal Disease Control	14
Member of Committees—Budget, Industrial Hygiene, Dental, Revision of Constitution, Tuberculosis	13
Legislation	16
Legislative Committee	13
 Lethargic Encephalitis:	
Reported cases and deaths	45
Reported cases and deaths by counties	46-47

Licenses :	PAGE
Board of Examiners of Health Officers and Inspectors	44
Dogs	80
Maternity homes	118
Statement of Revenue—Cold Storage, Goat Milk, Ice Cream, Milk Plant, Narcotics, Sewage and Water Plant Operators	19
Local Boards of Health	38
Local Health Administration—Dr. Collier, Advisory Member	14
Luncheonettes, inspection of	87
 M	
MacNaughton, Miss Margaret L.:	
Advisory Member to M. and C. H.	14
Member of Committees—Budget, Nursing, Organization and Salaries of Personnel	13
Mailing cases	107
Mailing outfits for collection of specimens	103, 107
Maltbie Chemical Co., experiments on animals	16
Malaria	29, 149
Reported cases and deaths	45
Reported cases and deaths by counties	46-47
Marriage by municipalities	127
Marriage license applications	100
Marriage rates	126
Maternal and Child Health—Educational Activities	115
Maternal and Child Health—Advisory Members to Bureau of	14
Maternal and Child Health co-operation	119
Maternal Mortality	113, 140, 142, 143
Maternity homes	118
Measles	27, 149, 150
Reported cases and deaths by counties	46-47
Reported cases and deaths, with rates	45
Measles, German:	
Reported cases and deaths by counties	46-47
Reported cases and deaths, with rates	45
Meats, retail distribution of	85
Mental Hygiene	118
Meningitis Epidemic Cerebro-Spinal:	
Reported cases by age groups and months	48
Reported cases and deaths by age groups and sex	49
Reported cases and deaths by counties	46-47
Reported cases and deaths with rates	45
Midwifery	117
Migratory labor	37

INDEX

283

	PAGE
Milk:	
Collection of samples	90, 93
Committee	13
Dairy farm and plant inspections	88
Misbranding	89
Mr. Bishop, Advisory Member to Bureau of F. & D.	14
Samples analyzed	93
Miscellaneous specimens examined	102
Miscellaneous—Statement of Revenue	19
Morbidity tables	28, 45-53
Mortality:	
Infant	113, 140, 141, 142, 143, 144
Maternal	113, 140, 142, 143
Tables	47-53
Mortality statistics	123
Mumps:	
Reported cases and deaths.....	45
Reported cases and deaths by counties	46-47
N	
Needs of Department	12
Negro Health Program:	
Dr. Alexander, Advisory Member	14
Biometric studies	58
Chest X-ray surveys	55, 58
Epidemiologic studies	59
Fluoroscopic examinations	58
Health education	56
National defense	59
Summary of activities	60
Tuberculosis case finding	55
Negroes, death rates of	167
Nephritis	161
Notices, engineering	82
Nurse, Advisory Public Health	35
Nursing:	
Committee	13
Services	77, 114
Statistical summary of work.....	115-117
Qualifications	115

	PAGE
O	
Ophthalmia Neonatorum :	
Reported cases and deaths	45
Reported cases and deaths by counties	46-47
Organization Committee	13
Obstetrical care	119
P	
Paratyphoid Fever :	
Reported cases and deaths	45
Reported cases and deaths by counties	46-47
Pediatric care	119
Penalties, Food and Drug	19, 93
Pneumonia :	
Cases treated with State serum	34
Reported cases by age groups and months	49
Reported cases and deaths by age groups and sex	49
Reported cases and deaths by counties	46-47
Reported cases and deaths with rates	45
Policmyelitis	7, 27
Poliomyelitis, Acute Anterior :	
Reported cases by age groups and months	50
Reported cases and deaths by age groups and sex	50
Reported cases and deaths by counties	46-47
Reported cases and deaths with rates	45
Population	125-126
Pre-Marital Law	66
Pre-Marital blood tests	67, 100
Pre-Natal Law	66
Pre-Natal blood tests	100
President of Board—E. W. Smillie, V. M.D., re-elected	13
Private water supplies	43
Public health courses at Rutgers	44
Public health needs	12
Public Health News	25
Q	
Quarantine for rabies	79

INDEX

285

R	PAGE
Rabies	8, 79, 100
Animals examined	101, 103
Cases	79
Mice inoculations	101
Revenue	19
Reported cases and deaths	45
Reported cases and deaths by counties	46-47
Species of animals	101, 103
Reportable diseases	27
Report of Director	7
Resolutions:	
Typhoid carriers	32
Engineering	83
Restaurant inspection	87
Revenue, statement of	19
Revision of Constitution	13
Rocky Mountain Spotted Fever	29
Reported cases and deaths by counties	46-47
Reported cases and deaths with rates	45
Rutgers University training courses	44

S

Samples examined	109
Samples examined, Food and Drugs	85, 90, 98, 111
Samples of Milk, Cream, Foods, Drugs, collected for analysis	93
Sanitary Code re boarding homes for children, revised	119
Sanitary Inspectors licenses issued	14
Sanitary Inspectors training at Rutgers	44
Sanitary Shellfish Control	97
Sanitary Shellfish Control—Mr. Booz, Advisory Member	14
Sanitation courses at Rutgers	44
Scarlet Fever	149, 151
Reported cases by age groups and months	50
Reported cases and deaths by age groups and sex	51
Reported cases and deaths by counties	46-47
Reported cases and deaths with rates	45
Searches of Vital Certificates—Statement of Revenue	19
Serum, pneumonia	34
Sewage and water projects examined and approved	81
Sewage treatment plant investigations	82
Shellfish Control	97
Smallpox	7, 29, 55, 149
Reported cases and deaths	45
Reported cases and deaths by counties	46-47

	PAGE
Smillie, E. W., V. M.D., re-elected President	13
Social Hygiene Education	67
Social Security Act Funds	12, 18, 35
Social Protection Committee	61
Specimens examined	99, 102
Diphtheria Bacilli	99, 103
Gonococci	99, 102, 105
Miscellaneous	99, 106
Rabies	101, 103
Syphilis	99, 106
Tubercle Bacilli	99, 104
Typhoid Bacilli	99, 105
Typhoid Fever	99, 104, 105
Statement of Expenditures:	
Federal Funds	22-24
State Funds	20-21
State and Federal Funds	24
Statement of Revenue	19
Statistical Tables	123
Stillbirths	125, 142, 143
Stream inspection	82
Streptococcic Sore Throat, reported cases and deaths by counties	46-47
Suicide	161, 162
Syphilis:	
Blood tests	66, 99, 100
Clinics	64
Diagnostic procedures	65
Follow-up of early cases	62
Industrial programs	64
Migrant workers	65
Reported cases, table	68
Social hygiene education	67
Treatment	64
T	
Tables re venereal disease	68
Tables, vital statistics	123
Tetanus:	
Reported cases and deaths	45
Reported cases and deaths by counties	46-47
Toxoid	33
Trachoma, reported cases and deaths	45
Training courses	44

INDEX

287

	PAGE
Trichinosis :	
Reported cases and deaths	45
Reported cases and deaths by counties	46-47
Tuberculosis	27, 40, 42, 155, 156
Industrial plants	42
Reported cases by age groups and months	51
Reported cases and deaths by age groups and sex	51
Reported cases and deaths by counties	46-47
Reported cases and deaths with rates	45
Tuberculosis Committee	13
Tularemia	29
Reported cases and deaths	45
Reported cases and deaths by counties	46-47
Typhoid carriers	32
Typhoid Fever	7, 28, 30, 147, 148
Reported cases by age groups and months	52
Reported cases by age groups and sex	52
Reported cases and deaths by counties	46-47
Reported cases and deaths with rates	45
Typhus Fever	30
Reported cases and deaths	45
Reported cases and deaths by counties	46-47

U

Undulant Fever :	
Reported cases and deaths	45
Reported cases and deaths by counties	46-47
U. S. Public Health Service	25, 35

V

Vaccine	33
Venereal disease	8, 61
Cases reported	68
Contact-Tracing and Case-Holding	63
Diagnostic Procedures	65
Education	67
Industrial Program	64
Selectees and Inductees	62
Treatment	64
Vice-President of Board, Martin H. Collier, M.D., re-elected	13
Virulence Test, Guinea Pig inoculations	101
Vital Certificates—Statement of Revenue	19
Vital records	11
Vital Statistics tables	123

INDEX

	PAGE
W	
War Activities Committee	13
Wassermann tests	100
Water and sewage projects examined and approved	81
Water and sewage samples analyzed	109, 110
Water supplies, private	43
Whooping Cough	8, 28, 152, 153
Reported cases by age groups and months	52
Reported cases and deaths by age groups and sex	53
Reported cases and deaths	46-47
Reported cases and deaths with rates	45
WPA Projects terminated	11

X

X-ray examinations	42
Chest surveys	58, 77