



## **WORK FIRST NJ**

### **Quarterly Progress Update March 2007**

**NEW JERSEY DEPARTMENT OF  
HUMAN SERVICES**

**Division of Family Development**

**Jeanette Page-Hawkins  
Director**



***Jon S. Corzine  
Governor***

***Jennifer Velez  
Commissioner***



## Work First New Jersey (WFNJ) Quarterly Progress Update

### Quarter Ending March 2007

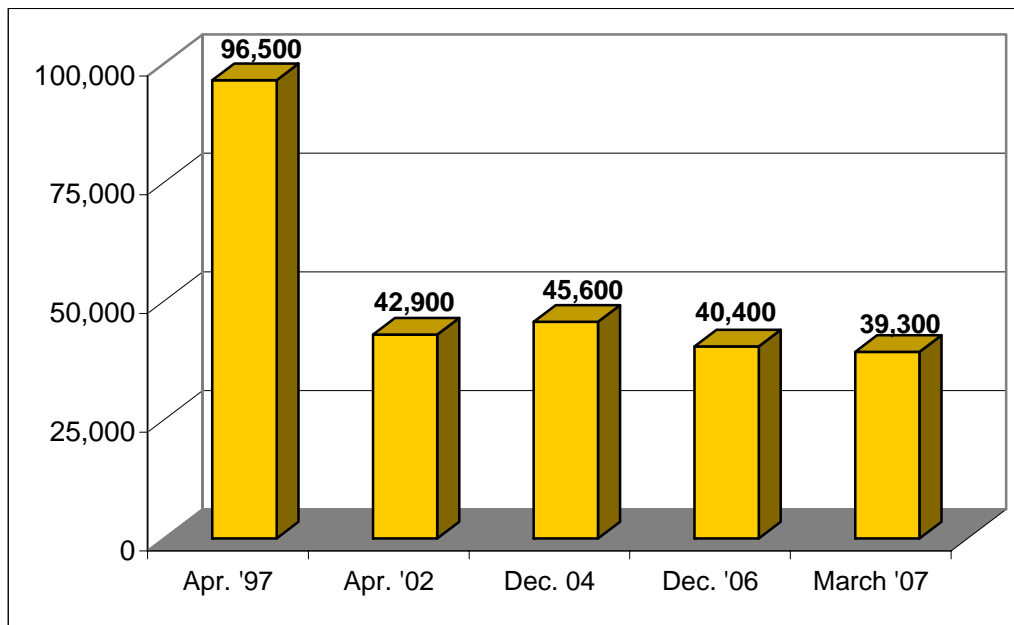
---

#### 1. Work First NJ Caseload

##### • Temporary Assistance for Needy Families (TANF)

The number of families receiving WFNJ/TANF totaled approximately 39,300 as of March 2007, a slight decline from the December 2006 caseload.

**WFNJ TANF Caseload**



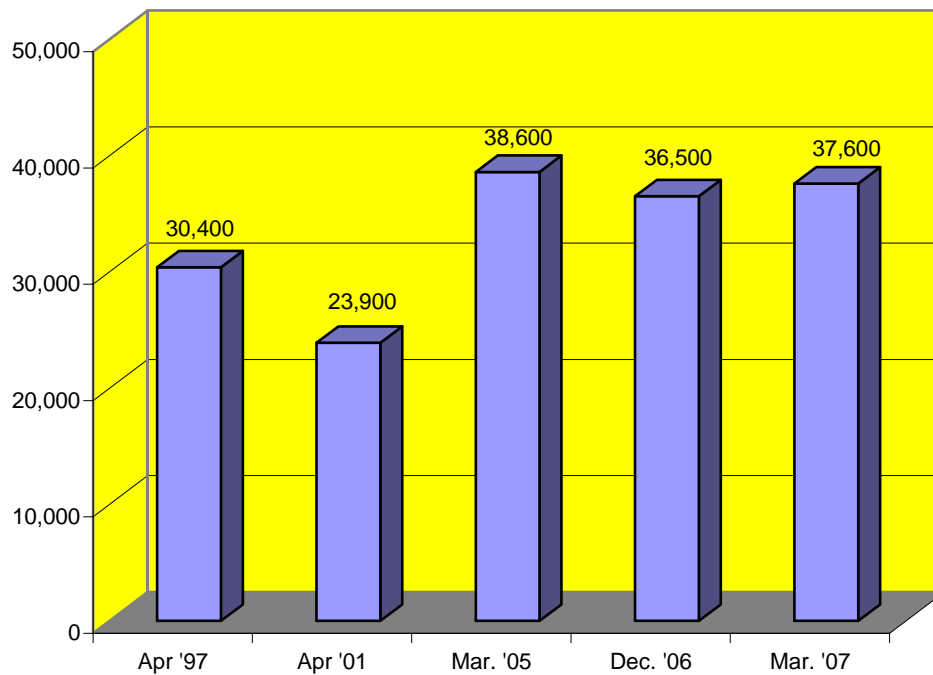
**•Client Deferrals and Exemptions**

During March 2007, about 4,500 TANF cases were granted a temporary deferral from the requirement to participate in a work activity. About 14,800 cases had no work requirement and were exempt from the 60-month lifetime limit on cash assistance. (The majority of these households were designated as “child-only” cases, where adults were not directly receiving cash assistance.) Therefore, of the total TANF caseload of 39,300, about 24,500 cases (62 percent) were those with adults in the household who must comply with WFNJ work requirements.

**•General Assistance (GA)**

As of March 2007, there were approximately 37,600 General Assistance (GA) cases in New Jersey.

**WFNJ GA Caseload**



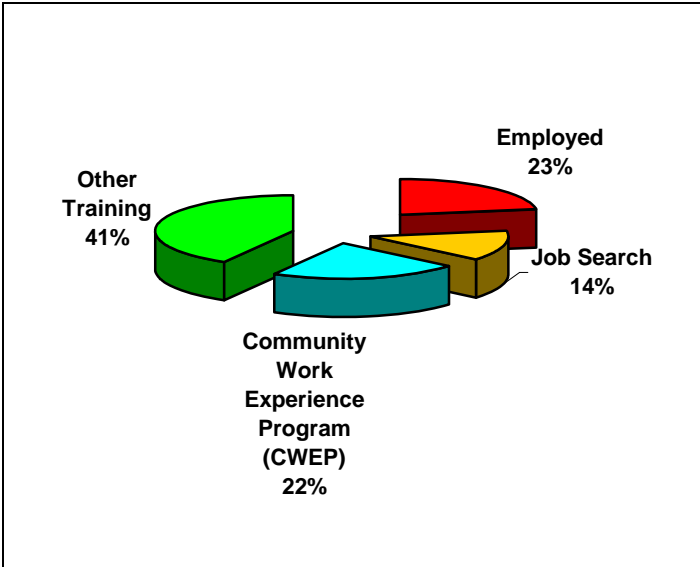
**•Teenaged Welfare Recipients**

Of the TANF caseload of 39,300 in March 2007, about 1,500 (3.8%) were headed by teenaged recipients (aged 18 or 19 years old).

## 2. Employment & Work Preparation

### •Participation of WFNJ TANF Clients in Employment-Directed Activities

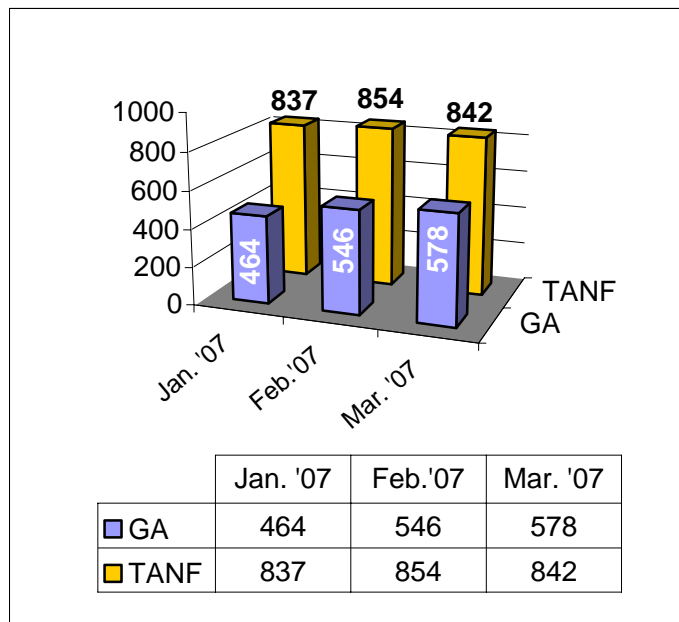

As of March 2007, TANF clients were engaged in more than 16,300 work activities. About 3,700 (23 percent) of these individuals had begun working but were still receiving a partial cash assistance payment, due to lower levels of income.



<b>Employed</b>	<b>3,682</b>
<b>Job Search</b>	<b>2,202</b>
<b>Community Work Experience Program (CWEP)</b>	<b>3,612</b>
<b>Other Training</b>	<b>6,813</b>
-Alternative Work Experience (AWE) -Occupational Training -Education -On the Job Training (OJT)	
<b>Total</b>	<b>16,309</b>

### •Cases Closed Due to Employment

During the quarter, a combined average of about 1,400 WFNJ TANF and GA clients left welfare for employment each month.



## •Major Reasons for TANF Case Closings

### January to March 2007

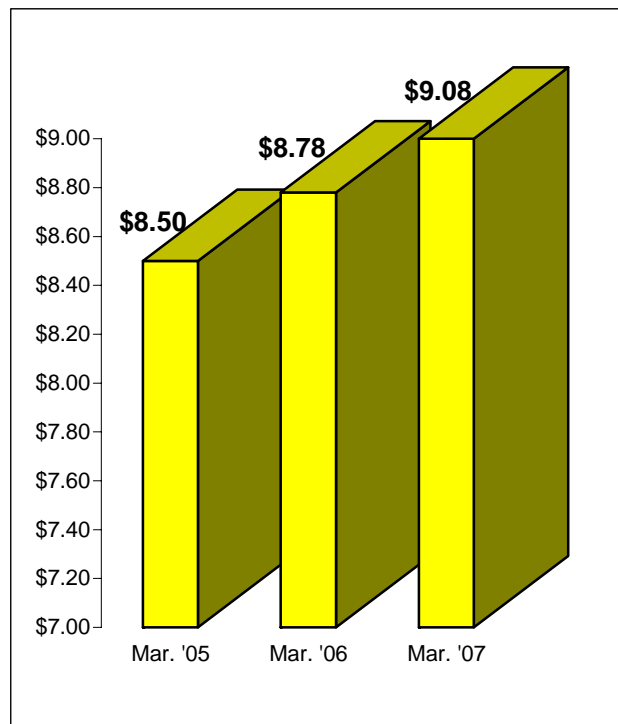
	Jan.	Feb.	Mar.	Total
<b>Due to Employment</b>	837	854	842	2,533
<b>No Eligible Children</b>	179	230	209	
<b>No Redetermination</b>	428	452	481	1,361
<b>Moved Out of State</b>	79	88	88	255
<b>All Other Closed</b>	1,234	1,321	1,199	3,754
<i>(Unemployment Ins. Benefits)</i>	(85)	77	89	251
<i>(Recipient Withdrawal)</i>	(150)	202	196	548
<i>(Recipient Initiative)</i>	(47)	67	49	163
<i>(Moved to Another County)</i>	(46)	48	57	151
<i>(Unable to Verify Residence)</i>	(77)	77	57	211
<i>(Other Closed Cases)</i>	(829)	850	751	2,430
<b>Total Closed Cases</b>	<b>2,757</b>	<b>2,945</b>	<b>2,819</b>	<b>8,521</b>

**About 30 percent of all TANF cases closed during the quarter were closed due to employment.**

## •Earnings of Former TANF Recipients

During the first quarter of 2007, former WFNJ TANF recipients who were working were earning an average of \$9.08 per hour, an increase of 30 cents per hour over the average wage for the same quarter in 2006.

### Average Hourly Wages of Former TANF Recipients



**•Statewide Job Openings**

According to the NJ Department of Labor and Workforce Development, there were more than 177,000 job openings statewide during the period of April 1, 2006 through March 31, 2007. The majority of positions available were in the Professional, Scientific and Technical Services, Administration and Support, and the Retail Trade category, followed by the Transportation & Warehousing and Public Administration fields.

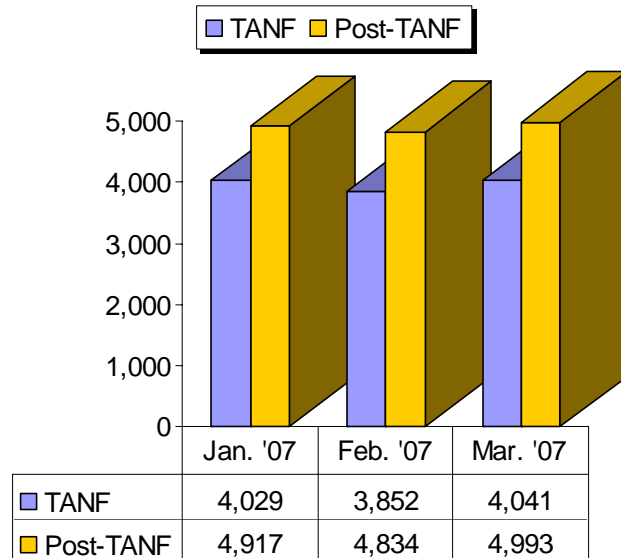
<b>LWD statewide job openings</b>	
<b>Occupation</b>	<b>Openings</b>
Professional, Scientific & Technical Services	44,328
Admin. & Support, Waste Mgt. & Remediation	28,937
Retail Trade	21,269
Transportation & Warehousing	13,562
Public Administration	11,582
Manufacturing	11,478
Accommodation & Food Services	10,013
Health Care & Social Assistance	8,800
Finance & Insurance	5,105
Information	4,931
Other Services	4,057
Construction	3,248
Wholesale Trade	3,227
Arts, Entertainment & Recreation	2,732
Educational Services	1,323
Agriculture, Forestry, Fishing, Hunting	939
Real Estate & Rental & Leasing	689
Utilities	243
Management of Companies & Enterprises	222
Mining	90
<b>Total</b>	<b>176,775</b>

### 3. Child Care

As of March 2007, about 4,000 WFNJ TANF clients were receiving child care benefits. Post-TANF child care benefits were issued to about 4,900 families who had become employed and were no longer receiving cash assistance.



**WFNJ TANF Cases Receiving  
Child Care Benefits, March 2007**



### 4. WFNJ Program Expenditures

The attached Appendix provides a summary of WFNJ program expenditures for the quarter.

**NOTE: ALL CHARTS AND GRAPHS HAVE BEEN DEVELOPED BY  
THE DIVISION OF FAMILY DEVELOPMENT.**

**FOR FURTHER INFORMATION REGARDING CHARTS AND GRAPHS  
OR PROGRAM EXPENDITURES, PLEASE CONTACT  
JEANETTE PAGE-HAWKINS, DIRECTOR, AT 609-588-2401.**

**THE DIVISION OF FAMILY DEVELOPMENT  
WORK FIRST NEW JERSEY (WFNJ) EXPENDITURES  
Quarter Ending March 31, 2008**

	Actual Mar 31, 2007	Actual June 30, 2007	Actual Sept 30, 2007	Actual Dec 31, 2007	Estimated Mar 31, 2008	TOTAL COSTS SFY 2007 7/06 - 6/07	TOTAL COSTS CY 2007 1/07 - 12/07	TOTAL COSTS SFY 2008 7/07 - 6/08	TOTAL COSTS CY 2008 1/08 - 12/08
<b>(A) CASE MANAGEMENT</b>									
TANF	\$7,861,121	\$8,466,410	\$7,987,993	\$9,665,363	\$8,495,222	\$32,490,027	\$33,980,886	\$26,148,577	\$8,495,222
Food Stamps/Able Bodied Adults W/O Dependents	\$3,029,037	\$3,079,491	\$3,394,426	\$3,690,594	\$3,298,387	\$12,305,850	\$13,193,547	\$10,383,406	\$3,298,387
GA	\$2,324,720	\$2,297,765	\$2,442,429	\$2,531,551	\$2,399,116	\$9,438,351	\$9,596,466	\$7,373,097	\$2,399,116
<b>(B) SUPPLEMENTAL SERVICE</b>									
Special Initiative	\$1,663,865	\$1,871,453	\$1,341,395	\$1,437,401	\$1,578,529	\$6,989,117	\$6,314,114	\$4,357,325	\$1,578,529
<b>(C) CHILD CARE</b>	\$22,911,571	\$22,871,688	\$24,248,023	\$24,706,515	\$23,684,449	\$93,237,185	\$94,737,796	\$72,638,987	\$23,684,449
<b>(D) TRAINING RELATED EXPENSE, PARTICIPANT ALLOWANCE AND TRANSPORTATION BLOCK GRANT</b>									
TANF	\$2,403,390	\$2,277,515	\$2,381,179	\$2,466,867	\$2,382,238	\$9,287,783	\$9,528,952	\$7,230,284	\$2,382,238
Food Stamps	\$583,974	\$672,230	\$605,706	\$611,149	\$618,265	\$2,397,478	\$2,473,058	\$1,835,119	\$618,265
GA	\$356,676	\$377,200	\$386,900	\$395,652	\$379,107	\$1,502,703	\$1,516,428	\$1,161,659	\$379,107
<b>(E) DEPARTMENT OF LABOR AND WORK FORCE DEVELOPMENT - EMPLOYMENT AND TRAINING</b>									
TANF	\$13,609,065	\$17,037,153	\$8,791,843	\$15,378,543	\$13,704,151	\$51,154,956	\$54,816,604	\$37,874,537	\$13,704,151
Food Stamps/Able Bodied Adults W/O Dependents	\$2,902,689	\$2,603,387	\$1,987,037	\$3,339,333	\$2,708,112	\$9,760,093	\$10,832,447	\$8,034,482	\$2,708,112
GA	\$2,158,460	\$1,935,896	\$1,344,790	\$2,232,756	\$1,917,975	\$7,108,255	\$7,671,901	\$5,495,520	\$1,917,975
<b>(F) OMEGA SYSTEM</b>	\$449,049	\$447,634	\$459,631	\$459,631	\$453,986	\$1,709,854	\$1,815,945	\$1,373,248	\$453,986
<b>TOTAL EXPENDITURES</b>	<b>\$60,253,617</b>	<b>\$63,937,821</b>	<b>\$55,371,351</b>	<b>\$66,915,354</b>	<b>\$61,619,536</b>	<b>\$237,381,652</b>	<b>\$246,478,143</b>	<b>\$183,906,241</b>	<b>\$61,619,536</b>

**FOOTNOTES:**

**ACTUAL** expenditures are subject to subsequent adjustment and reconciliation to be reflected on future reports.

**ACTUAL** expenditures for **OMEGA SYSTEM** have been revised to reflect actual expenditures.