

**DELAWARE RIVER**  
**JOINT TOLL BRIDGE COMMISSION**  
**MINUTES**  
**MEETING OF JANUARY 27, 2025**

**DELAWARE RIVER JOINT TOLL BRIDGE COMMISSION**

**MEMBERS OF THE COMMISSION**

**NEW JERSEY**

HONORABLE ALADAR KOMJATHY

**Chairman**

HONORABLE MICHAEL B. LAVERY

VACANT

HONORABLE LORI CIESLA

HONORABLE YUKI MOORE LAURENTI

**Treasurer**

**PENNSYLVANIA**

HONORABLE PAMELA JANVEY

**Vice Chair**

HONORABLE DANIELLA YOUNG

HONORABLE ISMAIL A. SHAHID

HONORABLE DANIEL GRACE

HONORABLE JOHN D. CHRISTY

**Secretary**

**DELAWARE RIVER JOINT TOLL BRIDGE COMMISSION**

**STANDING COMMITTEES**

**FINANCE, INSURANCE MANAGEMENT AND OPERATIONS**

**PENNSYLVANIA:** Janvey, Shahid

**NEW JERSEY:** Ciesla, Komjathy\*

**PROJECTS, PROPERTY AND EQUIPMENT**

**PENNSYLVANIA:** Christy\*, Young

**NEW JERSEY:** Lavery, VACANT

**PROFESSIONAL SERVICES**

**PENNSYLVANIA:** Christy, Janvey

**NEW JERSEY:** Komjathy\*, VACANT

**PERSONNEL**

**PENNSYLVANIA:** Young, Grace\*

**NEW JERSEY:** Laurenti, Komjathy

---

**AUDIT COMMITTEE**

**PENNSYLVANIA:** Janvey, Shahid\*

**NEW JERSEY:** Laurenti, Lavery

**ADMINISTRATIVE COMMITTEE**

**PENNSYLVANIA:** Grace, Shahid

**NEW JERSEY:** Ciesla, Laurenti\*

Chairman and Vice Chair are Ex-Officio of All Committees

\*Chairperson of Committee

**DELAWARE RIVER JOINT TOLL BRIDGE COMMISSION**  
**RECAPITULATION OF COMMITTEE MEMBERSHIP**

<b>Lavery</b>	(1)	Projects, Property and Equipment
	(2)	Audit Committee
<b>Laurenti</b>	(1)	Personnel
	(2)	Audit Committee
	(3)	Administrative Committee (Chairperson)
<b>VACANT</b>	(1)	Projects, Property and Equipment
	(2)	Professional Services
<b>Ciesla</b>	(1)	Finance, Insurance Management Operations
	(2)	Administrative Committee
<b>Komjathy</b>	(1)	Ex-Officio of all Committees
	(2)	Finance, Insurance Management Operations (Chairperson)
	(3)	Professional Services (Chairperson)
	(4)	Personnel
<b>Janvey</b>	(1)	Ex-Officio of all Committees
	(2)	Finance, Insurance Management and Operations
	(3)	Audit Committee
	(4)	Professional Services
<b>Grace</b>	(1)	Administrative Committee
	(2)	Personnel Committee (Chairperson)
<b>Christy</b>	(1)	Projects, Property and Equipment (Chairperson)
	(2)	Professional Services
<b>Young</b>	(1)	Projects, Property and Equipment
	(2)	Personnel
<b>Shahid</b>	(1)	Finance, Insurance Management Operations
	(2)	Audit Committee (Chairperson)
	(3)	Administrative Committee

**DELAWARE RIVER JOINT TOLL BRIDGE COMMISSION**

**PROFESSIONAL ASSOCIATES**

**CONSULTING ENGINEERS**

PICKERING, CORTS & SUMMERSON, INC.  
Newtown, Pennsylvania

**GENERAL COUNSEL**

ARCHER  
Philadelphia, Pennsylvania

FLORIO, PERRUCCI, STEINHARDT & CAPPELLI  
Phillipsburg, New Jersey

**LABOR COUNSEL**

STRADLEY, RONON  
Philadelphia, Pennsylvania

CHISEA, SHAHINIAN & GIANTOMASI  
West Orange, New Jersey

**AUDITOR**

MERCADIEN, P.C.  
Hamilton, New Jersey

**FINANCIAL ADVISOR**

ACACIA FINANCIAL GROUP  
Mt. Laurel, New Jersey

**COMMUNICATIONS CONSULTANT**

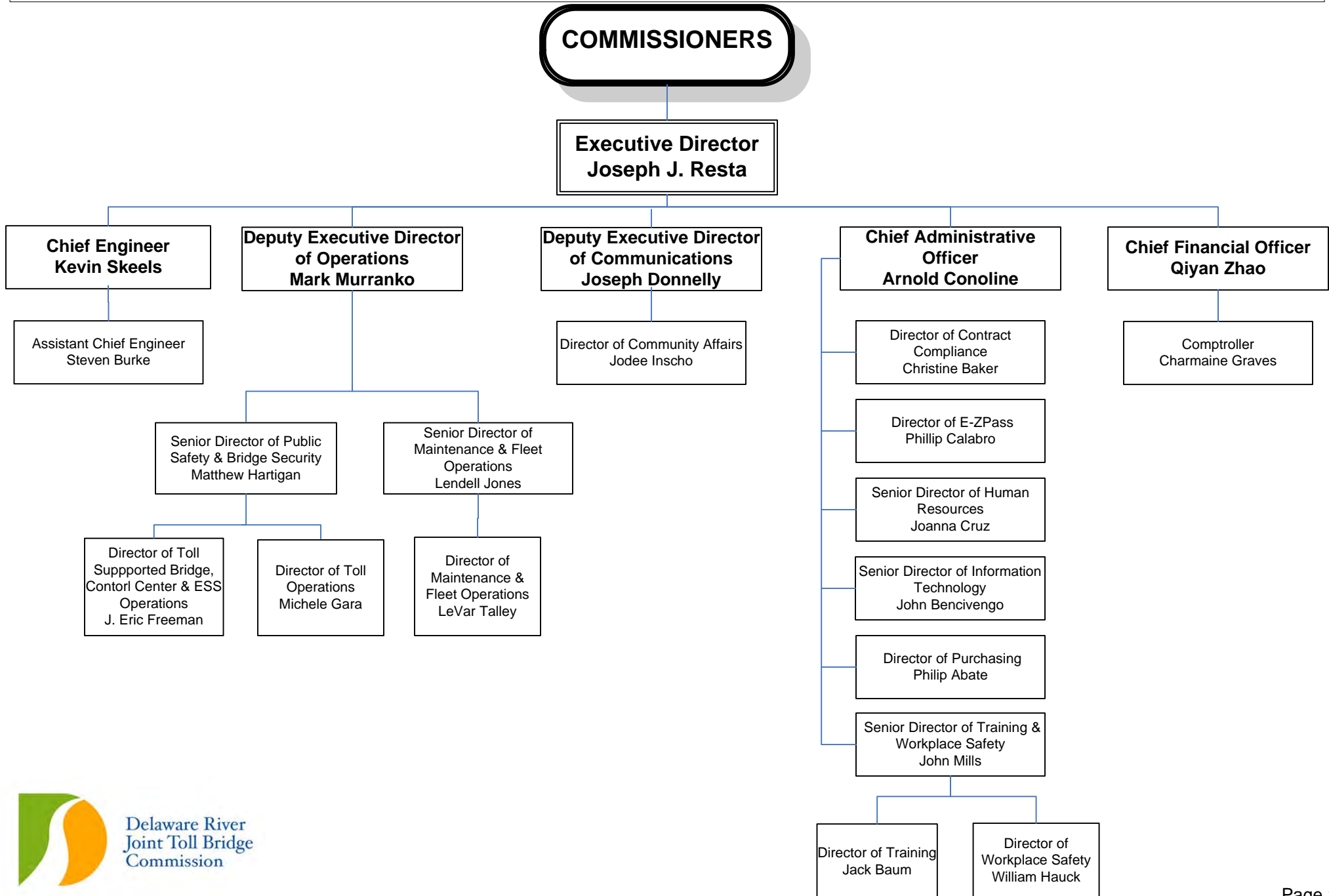
BELLEVUE COMMUNICATIONS  
Philadelphia, Pennsylvania

**INVESTMENT ADVISOR**

STONERIDGE PMG ADVISORS, LLC  
Radnor, Pennsylvania

# DELAWARE RIVER JOINT TOLL BRIDGE COMMISSION

## ORGANIZATION CHART



**DELAWARE RIVER JOINT TOLL BRIDGE COMMISSION**

**Meeting of January 27, 2025**

**INDEX TO MINUTES**

	<b>PAGE</b>
1. Call to Order.....	1
2. Appearances.....	1 - 2
3. Roll Call.....	2
4. Welcome Remarks of the Executive Director .....	2
5. Introduction of Comments from the Public.....	3
6. Executive Director’s Report.....	3
7. Approval of Minutes for Commission Meeting held December 23, 2024.....	3 - 4
8. Approval of Operations Report-Month of December 2024.....	4
9. Acceptance of 2024 Toll-Supported Bridge Annual Inspection Report Submitted by the General Engineering Consultant, C-757A.....	4
10. Approval of Retirement Benefits, Wade Caccese, Maintenance Worker II.....	5
11. Approval of Retirement Benefits, Andrea L. McBride, Bridge Monitor I.....	5
12. Approval of Retirement Benefits, Nancy Sherlock, Toll Collector.....	6
13. Approval of Retirement Benefits, Paul Panto, Maintenance Worker I .....	6
14. Approval of Retirement Benefits, Michael Wahl, Senior Control Center Monitor....	7
15. Approval of Retirement Benefits, Robert T. Varju, Regional Maintenance Supervisor.....	7

**DELAWARE RIVER JOINT TOLL BRIDGE COMMISSION**

**Meeting of January 27, 2025**

16. Approve Payment of Invoices, Chiesa, Shahinian & Giantomasi, NJ Labor Counsel.....	8
17. Approve Payment of Invoices, Archer Law, PA General Counsel.....	8 - 9
18. Approve Payment of Invoices, Stradley Ronon, PA Labor Counsel.....	9
19. Approve Payment of Invoices, Florio, Perrucci, Steinhardt and Cappelli, NJ General Counsel.....	9 - 10
20. Invite Any Comments from the Public.....	10 - 13
21. Scheduling of the February 24, 2025 Meeting .....	14
22. Adjournment.....	14
23. Supplemental Borough of Morrisville Letter.....	A1 - A6

**DELAWARE RIVER JOINT TOLL BRIDGE COMMISSION**  
**Meeting of January 27, 2025**

**CALL TO ORDER**

The Regular Monthly Meeting of the Delaware River Joint Toll Bridge Commission was called to order at the Scudder Falls Administration Building via Microsoft Teams and in person on Monday, January 27, 2025, at 10:46 a.m. pursuant to notice properly forwarded to each member in compliance with the by-laws. Joseph J. Resta, Executive Director presided at this meeting.

**APPEARANCES:**

**COMMISSION MEMBERS:**

Hon. Aladar Komjathy (New Jersey)  
Hon. Michael Lavery (New Jersey)  
Hon. Daniel Grace (Pennsylvania)  
Hon. Pamela Janvey (Pennsylvania)  
Hon. Yuki Moore Laurenti (New Jersey)  
Hon. Ismail Shahid (Pennsylvania)  
Hon. John Christy (Pennsylvania)  
Hon. Lori Ciesla (New Jersey)  
Hon. Daniella Young (Pennsylvania)

**COMMISSION MEMBERS ABSENT:**

**COMMISSION COUNSEL:**

Jonathan Bloom, Stradley Ronon, Pennsylvania  
Shelley Smith, Archer Law, Pennsylvania  
Seth Tipton, Florio, Perrucci Steinhardt & Cappelli, New Jersey  
Brian O’Neill, Chiesa, Shahinian & Giantomasi, New Jersey

**GOVERNORS’ REPRESENTATIVES:**

Dorian Smith, NJ Governor’s Office  
Anthony Luker, PA Governor’s Office

**COMMISSION STAFF MEMBERS:**

Arnold Conoline, Chief Administrative Officer  
Kevin Skeels, Chief Engineer  
Qiyang (Tracy) Zhao, Chief Financial Officer  
Joseph Donnelly, Deputy Executive Director of Communications  
Charmaine Graves, Comptroller  
Mark Murranko, Deputy Executive Director of Operations

**DELAWARE RIVER JOINT TOLL BRIDGE COMMISSION**  
**Meeting of January 27, 2025**

Joanna Cruz, Human Resources Director  
Jodee Inscho, Director of Community Affairs  
Donna Tronolone, Administrative Generalist, Executive Office  
Heather McConnell, Executive Administrative Generalist/Commissioner Liaison

**PROFESSIONAL ASSOCIATES:**

Pete Peterson, Bellevue Associates  
Alex Styer, Bellevue Associates

**OTHERS:**

Executive Director Resta addressed the meeting and said:

*We have a number of visitors in person and there seem to be visitors on the Teams meeting as well. I'm going to introduce the in-person visitors first.*

Kevin Raike, DRJTBC Control Center Monitor  
Bakari Jenkins, Trenton NJ.  
Gary Wallace, Mayor of Morrisville Pa.  
Melissa Johnson, Morrisville Borough Council  
Helen Hlahol, President of Morrisville Borough Council  
Rich Ciampa, Morrisville Police Chief  
Jacob Rigg, Morrisville Borough Engineer  
Scott Robinson, Vice President of Morrisville Borough Council  
Kathleen Pisauro, Chairman of the Planning Commission, Upper Makefield  
Scott Holbert, Solicitor, Morrisville Borough  
Braun Taylor, Supervisor, Upper Makefield  
Glenn, (teams)  
M. Price, (teams)  
Kyle Rutherford, (teams)

**ROLL CALL**

Joseph Resta, Executive Director, in his capacity as Secretary for this Meeting called the roll, and at the conclusion thereof, reported that there was a quorum present-there being five members present from the Commonwealth of Pennsylvania and four members present from the State of New Jersey.

**WELCOMING REMARKS OF THE EXECUTIVE DIRECTOR**

Executive Director Resta welcomed those persons whose identities are set forth hereinabove under "Appearances".

**DELAWARE RIVER JOINT TOLL BRIDGE COMMISSION**  
**Meeting of January 27, 2025**

**INTRODUCE ANY COMMENTS FROM THE PUBLIC**

Executive Director Resta addressed the meeting and said:

*This is the portion of the agenda where we invite any comments on agenda items from the public. There is an opportunity for new business comments later in the meeting, so if there is an agenda item that you would like to make a comment on.*

Kathleen Pisauro, Chairman of the Planning Commission, Upper Makefield addressed the meeting and said:

*I need to make a correction. I'm not on the council.*

Executive Director Resta addressed the meeting and said:

*Just Upper Makefield.*

Kathleen Pisauro, Chairman of the Planning Commission, Upper Makefield addressed the meeting and said:

*I'm not a supervisor.*

Executive Director Resta addressed the meeting and said:

*Okay. Thank you. So, this is the opportunity to make comments on agenda items from the public. Hearing none.*

**EXECUTIVE DIRECTOR'S REPORT**

*I'm going to forego any comments today based on the number of folks here. We will get started on our general items requiring Commission action.*

**APPROVAL OF MINUTES FOR COMMISSION MEETING DECEMBER 23, 2024**

**R: 5085-01-25-ADM-01-01-25**

Executive Director Resta addressed the meeting and requested the adoption of a Resolution approving the Minutes of the Commission Meeting held December 23, 2024.

At the conclusion of the review, Vice Chair Janvey moved and Chairman Komjathy seconded the adoption of the following Resolution:

**"RESOLVED:** by the Delaware River Joint Toll Bridge Commission at its Regular Meeting assembled this 27<sup>th</sup> day of January 2025 that the Minutes of the Commission Meeting held on December 23, 2024, be adopted and the same hereby are approved."

Executive Director Resta reported that there were four affirmative votes from New Jersey, and five

**DELAWARE RIVER JOINT TOLL BRIDGE COMMISSION**  
**Meeting of January 27, 2025**

affirmative votes from Pennsylvania.

Executive Director Resta then invited any further questions on the Resolution. No further questions were presented, and the Resolution was unanimously adopted.

**APPROVAL OF OPERATIONS REPORT-MONTH OF DECEMBER 2024**

**R: 5086-01-25-ADM-02-01-25**

Executive Director Resta addressed the meeting and asked if there were any questions on any of the reports contained in the “Operations Report”.

At the conclusion of the review, Chairman Komjathy moved and Vice Chair Janvey seconded the adoption of the following Resolution:

“**RESOLVED:** by the Delaware River Joint Toll Bridge Commission at its Regular Meeting assembled this 27<sup>th</sup> Day of January 2025 that the Operations Report, which reflects Commission activity for the month of December 2024 is hereby approved.”

Executive Director Resta reported that there were four affirmative votes from New Jersey, and five affirmative votes from Pennsylvania.

Executive Director Resta then invited any further questions on the Resolution. No further questions were presented, and the Resolution was unanimously adopted.

**ACCEPTANCE OF 2024 TOLL-SUPPORTED BRIDGE ANNUAL INSPECTION REPORT SUBMITTED BY THE GENERAL ENGINEERING CONSULTANT, C-757A**

**R: 5087-01-25-ENG-01-01-25**

Executive Director Resta addressed the Meeting and asked the Commission Members, if, after their review, there were any questions.

At the conclusion of the review, Commissioner Lavery moved and Commissioner Grace seconded the adoption of the following Resolution:

“**RESOLVED:** by the Delaware River Joint Toll Bridge Commission at its Regular Meeting assembled this 27<sup>th</sup> Day of January 2025 that the Commission, via this resolution, authorizes receipt, filing, and acceptance of the 2024 Toll-Supported Bridge Annual Inspection Report as prepared by the Commission’s General Engineering Consultant, Pickering, Corts & Summerson, Incorporated.”

Executive Director Resta reported that there were four affirmative votes from New Jersey, and five affirmative votes from Pennsylvania.

Executive Director Resta then invited any further questions on the Resolution. No further questions were presented, and the Resolution was unanimously adopted.

**DELAWARE RIVER JOINT TOLL BRIDGE COMMISSION**  
**Meeting of January 27, 2025**

**APPROVAL OF RETIREMENT BENEFITS, WADE CACCESE, MAINTENANCE WORKER II**

**R:5088-01-25-PER-01-01-25**

Executive Director Resta addressed the Meeting and asked the Commission Members, if, after their review, there were any questions.

At the conclusion of the review, Commissioner Ciesla moved and Commissioner Christy seconded the adoption of the following Resolution:

**“RESOLVED:** By the Delaware River Joint Toll Bridge Commission at its Regular Meeting assembled this 27<sup>th</sup> Day of January 2025, that subject to applicable practices and procedures, the Commission approves the provision of retirement benefits to Wade Caccese, who is to retire on April 18, 2025.”

Executive Director Resta reported that there were four affirmative votes from New Jersey, and five affirmative votes from Pennsylvania.

Executive Director Resta then invited any further questions on the Resolution. No further questions were presented, and the Resolution was unanimously adopted.

**APPROVAL OF RETIREMENT BENEFITS, ANDREA L. MCBRIDE, BRIDGE MONITOR I**

**R:5089-01-25-PER-02-01-25**

Executive Director Resta addressed the Meeting and asked the Commission Members, if, after their review, there were any questions.

At the conclusion of the review, Commissioner Laurenti moved and Commissioner Shahid seconded the adoption of the following Resolution:

**“RESOLVED:** By the Delaware River Joint Toll Bridge Commission at its Regular Meeting assembled this 27<sup>th</sup> Day of January 2025, that subject to applicable practices and procedures, the Commission approves the provision of retirement benefits to Andrea L. McBride, who is to retire on April 22, 2025.”

Executive Director Resta reported that there were four affirmative votes from New Jersey, and five affirmative votes from Pennsylvania.

Executive Director Resta then invited any further questions on the Resolution. No further questions were presented, and the Resolution was unanimously adopted.

**DELAWARE RIVER JOINT TOLL BRIDGE COMMISSION**  
**Meeting of January 27, 2025**

**APPROVAL OF RETIREMENT BENEFITS, NANCY SHERLOCK, TOLL COLLECTOR**

**R: 5090-01-25-PER-03-01-25**

Executive Director Resta addressed the Meeting and asked the Commission Members, if, after their review, there were any questions.

At the conclusion of the review, Vice Chair Janvey moved and Commissioner Lavery seconded the adoption of the following Resolution:

**“RESOLVED:** By the Delaware River Joint Toll Bridge Commission at its Regular Meeting assembled this 27<sup>th</sup> Day of January 2025, that subject to applicable practices and procedures, the Commission approves the provision of retirement benefits to Nancy Sherlock, who retired on January 18, 2025.”

Executive Director Resta reported that there were four affirmative votes from New Jersey, and five affirmative votes from Pennsylvania.

Executive Director Resta then invited any further questions on the Resolution. No further questions were presented, and the Resolution was unanimously adopted.

**APPROVAL OF RETIREMENT BENEFITS, PAUL PANTO, MAINTENANCE WORKER I**

**R: 5091-01-25-PER-04-01-25**

Executive Director Resta addressed the Meeting and asked the Commission Members, if, after their review, there were any questions.

At the conclusion of the review, Commissioner Young moved and Commissioner Laurenti seconded the adoption of the following Resolution:

**“RESOLVED:** By the Delaware River Joint Toll Bridge Commission at its Regular Meeting assembled this 27<sup>th</sup> Day of January 2025, that subject to applicable practices and procedures, the Commission approves the provision of retirement benefits to Paul Panto, who is to retire on April 18, 2025.”

Executive Director Resta reported that there were four affirmative votes from New Jersey, and five affirmative votes from Pennsylvania.

Executive Director Resta then invited any further questions on the Resolution. No further questions were presented, and the Resolution was unanimously adopted.

**DELAWARE RIVER JOINT TOLL BRIDGE COMMISSION**  
**Meeting of January 27, 2025**

**APPROVAL OF RETIREMENT BENEFITS, MICHAEL WAHL, SENIOR CONTROL CENTER MONITOR**

**R: 5092-01-25-PER-05-01-25**

Executive Director Resta addressed the Meeting and asked the Commission Members, if, after their review, there were any questions.

At the conclusion of the review, Chairman Komjathy moved and Commissioner Grace seconded the adoption of the following Resolution:

**“RESOLVED:** By the Delaware River Joint Toll Bridge Commission at its Regular Meeting assembled this 27<sup>th</sup> day of January 2025, that subject to applicable practices and procedures, the Commission approves the provision of retirement benefits to Michael M. Wahl, who is to retire on February 1, 2025.”

Executive Director Resta reported that there were four affirmative votes from New Jersey, and five affirmative votes from Pennsylvania.

Executive Director Resta then invited any further questions on the Resolution. No further questions were presented, and the Resolution was unanimously adopted.

**APPROVAL FOR RETIREMENT BENEFITS, ROBERT T. VARJU, REGIONAL MAINTENANCE SUPERVISOR**

**R: 5093-01-25-PER-06-01-25**

Executive Director Resta addressed the Meeting and asked the Commission Members, if, after their review, there were any questions.

At the conclusion of the review, Commissioner Lavery moved and Commissioner Christy gladly seconded the adoption of the following Resolution:

**“RESOLVED:** By the Delaware River Joint Toll Bridge Commission at its Regular Meeting assembled this 27<sup>th</sup> Day of January 2025, that subject to applicable practices and procedures, the Commission approves the provision of retirement benefits to Robert T. Varju, who retired on January 11, 2025.”

Executive Director Resta reported that there were four affirmative votes from New Jersey, and five affirmative votes from Pennsylvania.

Executive Director Resta then invited any further questions on the Resolution. No further questions were presented, and the Resolution was unanimously adopted.

**DELAWARE RIVER JOINT TOLL BRIDGE COMMISSION**  
**Meeting of January 27, 2025**

Executive Director Resta addressed the meeting and said:

*In keeping with past practice, we will recite all of our ratification of legal invoices in one resolution or one motion and then do a voice vote for all four.*

**APPROVAL FOR PAYMENT OF INVOICES, CHIESA, SHAHINIAN & GIANTOMASI,  
NJ LABOR COUNSEL**

**R: 5094-01-25-ACCT-01-01-25**

Executive Director Resta addressed the Meeting and asked the Commission Members, if, after their review, there were any questions.

At the conclusion of the review, Chairman Komjathy moved and Vice Chair Janvey seconded the adoption of the following Resolution:

**“RESOLVED:** By the Delaware River Joint Toll Bridge Commission at its Regular Meeting assembled this 27<sup>th</sup> Day of January 2025, authorizes payment of invoice #628212 in the total amount due of \$9,000.20 for professional services rendered by Chiesa, Shahinian & Giantomasi, New Jersey Labor Counsel.

**“RESOLVED:** Identifying the Operating Fund as the source of funds required for any and all disbursements.”

Executive Director Resta reported that there were four affirmative votes from New Jersey, and five affirmative votes from Pennsylvania.

Executive Director Resta then invited any further questions on the Resolution. No further questions were presented, and the Resolution was unanimously adopted.

**APPROVE PAYMENT OF INVOICES, ARCHER LAW, PA GENERAL COUNSEL**

**R: 5095-01-25-ACCT-02-01-25**

Executive Director Resta addressed the Meeting and asked the Commission Members, if, after their review, there were any questions.

At the conclusion of the review, Chairman Komjathy moved and Vice Chair Janvey seconded the adoption of the following Resolution:

**“RESOLVED:** By the Delaware River Joint Toll Bridge Commission at its Regular Meeting assembled this 27<sup>th</sup> Day of January 2025, authorizes payment of invoices #4341149, #4341150, #4341151, #4341152, #4341153 and #4341154 in the total amount of \$11,875.00 for Professional Services Rendered; and

**“RESOLVED:** Identifying the Operating Fund as the source of funds required for any and all disbursements.”

**DELAWARE RIVER JOINT TOLL BRIDGE COMMISSION**  
**Meeting of January 27, 2025**

Executive Director Resta reported that there were four affirmative votes from New Jersey, and five affirmative votes from Pennsylvania.

Executive Director Resta then invited any further questions on the Resolution. No further questions were presented, and the Resolution was unanimously adopted.

**APPROVE PAYMENT OF INVOICES, STRADLEY RONON, PA LABOR COUNSEL**

**R: 5096-01-25-ACCT-03-01-25**

Executive Director Resta addressed the Meeting and asked the Commission Members, if, after their review, there were any questions.

At the conclusion of the review, Chairman Komjathy moved and Vice Chair Janvey seconded the adoption of the following Resolution:

**“RESOLVED:** By the Delaware River Joint Toll Bridge Commission at its Regular Meeting assembled this 27<sup>th</sup> Day of January 2025, authorizes payment of invoice #24122195 in the total amount of \$8,000.00; and

**“RESOLVED:** Identifying the Operating Fund as the source of funds required for any and all disbursements.”

Executive Director Resta reported that there were four affirmative votes from New Jersey, and five affirmative votes from Pennsylvania.

Executive Director Resta then invited any further questions on the Resolution. No further questions were presented, and the Resolution was unanimously adopted.

**APPROVE PAYMENT OF INVOICES, FLORIO, PERRUCCI, STEINHARDT AND CAPPELLI, NJ GENERAL COUNSEL**

**R: 5097-01-25-ACCT-04-01-25**

Executive Director Resta addressed the Meeting and asked the Commission Members, if, after their review, there were any questions.

At the conclusion of the review, Chairman Komjathy moved and Vice Chair Janvey seconded the adoption of the following Resolution

**“RESOLVED:** By the Delaware River Joint Toll Bridge Commission at its Regular Meeting assembled this 27<sup>th</sup> Day of January 2025, authorizes payment of invoice #639901 in the total amount due of \$1,975.00; and

**“RESOLVED:** Identifying the Operating Fund as the source of funds required for any and all disbursements.”

**DELAWARE RIVER JOINT TOLL BRIDGE COMMISSION**  
**Meeting of January 27, 2025**

Executive Director Resta reported that there were four affirmative votes from New Jersey, and five affirmative votes from Pennsylvania.

Executive Director Resta then invited any further questions on the Resolution. No further questions were presented, and the Resolution was unanimously adopted.

**INVITE ANY COMMENTS FROM THE PUBLIC**

Executive Director Resta addressed the meeting and said:

*We will move onto the part of the meeting where we allow for new business comments from the public. This is based on the number of people from Morrisville, I think we will start with Morrisville. Gary Wallace, are you going first?*

Chairman Komjathy addressed the meeting and said:

*Who is your leader here?*

Executive Director Resta addressed the meeting and said:

*Please state your name and spell your last name and, obviously, you are from Morrisville.*

Gary Wallace, Mayor of Morrisville addressed the meeting and said:

*Gary Wallace, W-a-l-l-a-c-e. Mayor of Morrisville. Good morning, everyone, ladies and gentlemen and executive director, Mr. Resta. I am going to pass out these letters. This is for the future comment from Mr. Holbert. For everyone that is not in the room today, we will be following up with an e-mail letter as well. Thank you, everyone.*

Executive Director Resta addressed the meeting and said:

*Do you wish to speak?*

Gary Wallace Mayor of Morrisville addressed the meeting and said:

*We also wanted to convey congratulations to Nancy Sherlock on her retirement. Thank you.*

Executive Director Resta addressed the meeting and said:

*Thank you. I'm sorry. Is there another speaker from Morrisville?*

Scott Holbert, Morrisville Borough Solicitor addressed the meeting and said:

*Scott Holbert, H-o-l-b-e-r-t. I'm here on behalf of Morrisville Borough. With me, as you saw, Gary Wallace, our mayor; council president, Helen Hlahol. To the left our council vice-president, Scott Robinson, and Melissa Johnson, borough council member. Over there I have chief of police,*

**DELAWARE RIVER JOINT TOLL BRIDGE COMMISSION**  
**Meeting of January 27, 2025**

*Richard Ciampa, and our borough engineer, Jacob Rigg. We are here today to talk with you about a matter of mutual concern that link the three toll Bridge Commission bridges in Morrisville Borough. As you are aware, we have the Route 1, the Trenton Makes and the Calhoun Street Bridges that all come to and from across the river into Morrisville. Our borough engineer did some evaluation of the trips through all the bridges and it is provided on the website. Approximately, 24 to 25 percent of all trips across Toll Bridge Commission Bridges come through Morrisville Borough based on your daily counts. With only one of those bridges being a toll bridge, traffic, unfortunately, sometimes gets diverted to the Calhoun Street or Trenton Makes Bridge. Unfortunately, with that there is restriction. It places a strain on our resources, that relates to the infrastructure and the police. We are here today to ask for support and some help. We want to further our relationship and work together to solve some of these issues. As I said, with that number being 25 percent of all traffic across these three bridges into Morrisville, we have some infrastructure improvements we are looking for. We are seeing increased traffic on our smaller roads coming off Calhoun Street and Trenton Makes Bridges. There are also four critical lights at those bridges that need replacement – need to be replaced. Excuse me. That totals approximately three million dollars. In addition, in 2023 our police department, less than a dozen officers, responded to almost 100 calls in 2023 and over 140 in 2024 as it relates to bridge issues. Again, this is putting a strain on our town, on our police department. We have a new chief here. He's looking to find ways to improve his manpower and improve his staff, but our resources are limited. Those bridges, when we have those issues, you know, our police need to respond before we run out of, you know, things, get longer, time gets longer, issues come up. We are just looking to foster a relationship, work together cooperatively to see if there is a way, we can work together to have some of these improvements made and to better the town of Morrisville, as well as improve the experience for drivers coming across those bridges to and from Morrisville into New Jersey back in to here and in PA. We look forward to continuing this relationship any time we can meet, set up a meeting again, we would be happy to do so. Like I said, I have my council president here. She would love to continue to meet with you as well. All of our council members wanted to come but we didn't want to overwhelm you. We are a team trying to help with Morrisville and work with the Bridge Commission. I thank you.*

Executive Director Resta addressed the meeting and said:

*Thank you. Thank you for your comment. Kathleen Pisauro, please spell your last name and your town of residence.*

Kathleen Pisauro, Chairman of the Planning Committee addressed the meeting and said:

*P, as in Peter, I, S, as in Sam, a-u-r-o. I'm not a supervisor, but I am chairman of the planning commission for Upper Makefield. I just had a question about your web page on the bridge and the timeline that shows a public scoping meeting projected to -- looks like before the spring or early spring. Has a date been set for that yet?*

Executive Director Resta addressed the meeting and said:

*I'm sorry. Can you repeat that? I was taking a note, putting your title down.*

**DELAWARE RIVER JOINT TOLL BRIDGE COMMISSION**  
**Meeting of January 27, 2025**

Kathleen Pisauro, Chairman of the Planning Committee addressed the meeting and said:

*On your bridge website, the Washington Crossing timeline, and there is a start date that looks like early spring or late winter getting a public scoping meeting. Has there been a date or time yet set for that?*

Executive Director Resta addressed the meeting and said:

*No, there has not.*

Kathleen Pisauro, Chairman of the Planning Committee addressed the meeting and said:

*When will we know?*

Executive Director Resta addressed the meeting and said:

*The public scoping meetings are actually later in the process. We still have to do all the environmental work and you can't really do a lot of that in the wintertime.*

Kathleen Pisauro, Chairman of the Planning Committee addressed the meeting and said:

*It's on your website.*

Executive Director Resta addressed the meeting and said:

*Well, then, that's a mistake.*

Kathleen Pisauro, Chairman of the Planning Committee addressed the meeting and said:

*Okay. Thank you.*

Executive Director Resta addressed the meeting and said:

*Okay. Thank you. Bakari Jenkins, Trenton, New Jersey?*

Bakari Jenkins, from Trenton NJ. addressed the meeting and said:

*Just here for observance purposes. That's it.*

Executive Director Resta addressed the meeting and said:

*Okay. Thank you. Kevin Raike?*

**DELAWARE RIVER JOINT TOLL BRIDGE COMMISSION**  
**Meeting of January 27, 2025**

Kevin Raike, DRJTBC Employee addressed the meeting and said:

*I have nothing today.*

Executive Director Resta addressed the meeting and said:

*I'm going to go to our folks on Teams. A lot of these I'm going to start with just phone numbers. (267) 394-6702? (484) 903-3522? (570) 269-7141? (610) 554-1104? (610) 721-7219? (908) 256-2443? Andre C? Braun Taylor?*

Braun Taylor, Supervisor, Upper Makefield Township addressed the meeting and said:

*Hi. My name's Braun Taylor. I'm a supervisor in Upper Makefield. I'm just going to briefly say that the board is looking forward to the public process that would initiate at some point for the Washington Crossing Bridge. Thank you.*

Executive Director Resta addressed the meeting and said:

*Thank you. Collin? Glenn?*

Glenn on teams addressed the meeting and said:

*No comment.*

Executive Director Resta addressed the meeting and said:

*Thank you. John Finley Jr.? Kevin Clark? Laura Rome? There is an M. Price?*

M. Price on teams addressed the meeting and said:

*No comment at this time.*

Executive Director Resta addressed the meeting and said:

*M. White? Mark? Michael Tampier? Kyle Rutherford?*

Kyle Rutherford addressed the meeting and said:

*Good morning. Just listening in. Thank you.*

Executive Director Resta addressed the meeting and said:

*Simon 146? Steven Reilly, Jr.? I believe that is it. Is there anyone that I didn't address that wishes to make comment on new business items at this time? Hearing none.*

**DELAWARE RIVER JOINT TOLL BRIDGE COMMISSION**  
**Meeting of January 27, 2025**

**SCHEDULING OF THE FEBRUARY 24, 2025, MEETING**

Executive Director Resta addressed the Meeting and stated that the Commission's next meeting is scheduled to be held Monday, February 24, 2025.


This meeting will be called to Order at 10:30 a.m. at the Scudder Falls Administration Building, 1199 Woodside Road, Yardley, PA 19067.

Executive Director Resta assured the Commission Members that an "Official Notice of Meeting" would be forwarded to each and every Member of the Commission.

**ADJOURNMENT**

Chairman Komjathy then moved that the Meeting be adjourned, and Commissioner Grace seconded. The voice vote was unanimously affirmative, and the Meeting was adjourned at 11:09 a.m., Monday, January 27, 2025.

**Prepared and submitted by:**

  
HEATHER L. MCCONNELL  
Executive Administrative Generalist/  
Commissioner Liaison

**Attested by:**

  
ARNOLD J. CONOLINE  
Assistant Secretary/Treasurer

**Approved by:**

  
JOSEPH J. RESTA  
Executive Director



## BOROUGH OF MORRISVILLE

35 Union Street • Morrisville, Pennsylvania 19067  
Phone: 215-295-8181  
www.morrisvilleboro.org

January 27, 2025

Delaware River Joint Toll Bridge Commission  
1199 Woodside Road  
Yardley, PA 19067

Dear Commissioners,

On behalf of the Morrisville Borough Council and our community, I am writing to formally address a matter of mutual concern related to the three bridges owned and operated by the Delaware River Joint Toll Bridge Commission (DRJTBC) within the boundaries of Morrisville Borough. These bridges serve as vital connections for the region, supporting substantial vehicle and pedestrian traffic, and playing a critical role in facilitating economic activity and regional mobility.

While we recognize and appreciate the Commission's efforts in maintaining these bridges, their presence imposes significant demands on Morrisville Borough's infrastructure. Increased traffic, wear and tear on local roads, public safety requirements, and the need for ongoing maintenance of adjacent areas have placed a growing strain on our limited municipal resources. Addressing these challenges effectively is vital to ensuring the safety and well-being of our residents, commuters, and visitors. As of 2024, the three bridges in Morrisville Borough account for 24% of the overall average annual daily traffic among DRJTBC bridges. Notably, Route 1 accounts for 19% of the traffic on Toll Bridges, while the two free bridges—Trenton Makes Bridge and Calhoun Street Bridge—comprise 20% and 16% respectively. These free bridges, in particular, funnel significant pass-through traffic through Morrisville as a way to avoid the Route 1 toll fees and the New Jersey cigarette tax, which further strains our infrastructure and diminishes quality of life in our community. Additionally, we note that the DRJTBC owns eight properties located within Morrisville Borough that are tax-exempt, further impacting our municipal revenue and ability to fund essential services. In light of these considerations, we respectfully request financial compensation or other tangible resources from the DRJTBC to assist Morrisville Borough in mitigating the impacts associated with the operation and upkeep of these bridges. Specifically, we seek support in the following areas:

1. **Infrastructure Maintenance:** Funding to repair and maintain local roads, streets, and traffic signals located at the ends of the bridges within Morrisville that experience heightened usage due to bridge-related traffic. For example, four critical traffic signals near the bridges require replacement at a total estimated cost of \$3 million. These signals are essential to managing the substantial traffic flow through our borough and ensuring the safety of motorists and pedestrians alike.
2. **Public Safety Enhancements:** Resources to support the police, fire, and emergency services that respond to incidents on or near the bridges. Our small police department, consisting of nine full-time officers providing 24/7 coverage, responded to over 100 calls for aid on the bridges in 2023, and another 143 calls in 2024. These incidents divert critical resources from other community needs and have resulted in substantial risks, including the loss of a police vehicle during a recent bridge-related response.


3. **Community Improvement Projects:** Investment in initiatives aimed at enhancing the quality of life for residents affected by bridge-related activities, such as noise mitigation and environmental enhancements.


We believe that a collaborative partnership between the DRJTBC and Morrisville Borough is essential to address these shared responsibilities effectively. By working together, we can ensure the continued functionality of these critical transportation assets while safeguarding the interests of our community.

We would welcome the opportunity to discuss this matter further and explore potential avenues for cooperation. Please let us know a convenient time to meet or speak, so we can identify solutions that benefit both parties.

Thank you for your attention to this important matter. We look forward to your response and to fostering a productive partnership that supports the shared goals of regional connectivity and community well-being.

Sincerely,

  
Gary Wallace  
Mayor  
Morrisville Borough

  
Helen Hlahol  
Council President  
Morrisville Borough

Enclosures: DRJTBC Meeting Agenda, dated November 14, 2024

cc: Joseph Resta, Executive Director – Delaware River Joint Toll Bridge Commission  
Governor Josh Shapiro – Governor of Pennsylvania  
Governor Phil Murphy – Governor of New Jersey  
Congressman Brian Fitzpatrick – U.S. Congress, PA District 1  
Senator Steve Santarsiero – PA State Senate District 10  
Representative Jim Prokopiak – PA House of Representatives District 140  
Bucks County Commissioners  
Morrisville Borough Council Members  
James Dillon, Interim Borough Manager – Morrisville Borough  
Randall C. Flager, Borough Solicitor – Flager & Associates, PC  
Scott Holbert, Borough Solicitor – Flager & Associates, PC  
Jacob Rigg, P.E., Borough Engineer – Gilmore & Associates, Inc.



AGENDA

1. Introductions
2. Background

**Morrisville Borough** is a 2 square mile town with a population of 9,000 that has 3 Bridge Commission Bridges ranking second in terms of average annual daily traffic (10%) of the 19 Bridge Commission bridges.

RT 1 accounts for 19% of the average annual daily traffic

Two non-toll bridges account for 36% of average annual daily traffic (Trenton Makes Bridge accounts for 20% and Calhoun St Bridge accounts for 16%)

The 3 bridges account for 24% of the overall average annual daily traffic

The 2 free bridges bring pass through traffic through the small borough to avoid the Rt 1 toll and the NJ cigarette tax

As a pass-through town, the quality of life decreases in terms of additional traffic, prohibits a walkable town, inability for residents who cannot access their streets due to traffic back-up, the damage to infrastructure and amenities.

Toll Bridges	2019	2020	2021	2022	2023
I-78	66,400	53,400	62,800	63,500	63,700
Trenton-Morrisville Trenton (Rt. 1)	62,000	47,400	52,600	53,000	53,300
Delaware Water Gap (I-80)	51,300	44,100	49,300	49,800	53,200
Scudder Falls Toll Bridge (I-295)	20,800	30,300	34,300	40,100	43,500
Easton-Phillipsburg (Rt. 22)	35,800	30,300	33,300	34,700	34,200
New Hope-Lambertville (Rt. 202)	12,600	8,800	10,000	10,700	11,100
Portland-Columbia	7,800	6,400	6,800	7,100	7,900
Milford-Montague (Rt. 206)	7,500	7,000	7,300	7,000	7,000
<b>TOTAL - TOLL BRIDGES</b>	<b>264,200</b>	<b>227,700</b>	<b>256,400</b>	<b>265,900</b>	<b>273,900</b>

Toll-Supported Bridges	2019	2020	2021	2022	2023
Scudder Falls Bridge (I-295)	26,500	N/A	N/A	N/A	N/A
Lower Trenton ("Trenton Makes")	15,500	14,200	16,100	16,600	17,800
Northampton Street ("free bridge")	16,900	15,100	16,500	14,600	16,600
Calhoun Street	15,400	13,200	15,200	15,500	13,600
New Hope-Lambertville	12,600	10,300	12,200	12,400	12,200
Washington Crossing	7,300	5,600	6,400	7,000	7,200
Uhlerstown Frenchtown	5,400	3,900	4,500	4,500	4,200
Centre Bridge-Stockton	5,000	4,500	4,300	3,900	4,100
Riverton-Belvidere	5,100	4,500	4,800	4,100	4,100
Upper Black Eddy Milford	3,500	3,200	3,400	3,400	3,500
Riegelsville	3,200	2,800	3,100	3,100	3,100
<b>TOTAL - TOLL-SUPPORTED BRIDGES</b>	<b>116,400</b>	<b>77,300</b>	<b>86,500</b>	<b>85,100</b>	<b>86,400</b>



**Morrisville Borough** has a small police department with 9 full-time officers to provide 24/7 coverage yet first on the scene to respond to issues on the 3 Bridges before the State Police arrive.

Every year, our officers respond to over 100 calls for help on the Bridges. YTD Sept 2024, the Borough officers responded to 110 calls for aid on the Bridges.

These calls jeopardize the safety of our officers as well as property damage - one borough police vehicle was totaled while on a stop helping a disabled vehicle on Rt 1 going south.

These calls also take away service from the residents of Morrisville.



Code	Call Type	2022	2023	YTD 24
ABAND	ABANDONED VEHICLE	1	0	0
ABD911	ABANDONED 9-1-1 CALL	1	0	0
AFAIN	SYNOPTAL EPISODE (SYNCOPE)	1	0	0
ANIMAL	ANIMAL COMPLAINT	2	2	0
ARMED	ARMED SUBJECT	0	2	4
ATAI	TRAFFIC ACCIDENT (CRITICAL)	4	2	0
ATRA	NON-SPECIFIC (CRITICAL) EMERG	0	1	2
AUNC	UNCONSCIOUS PERSON	1	0	1
BACKUP	BACKUP OFFICER	2	1	3
BFALL	FALL VICTIM (NON-CRITICAL)	0	2	1
BOO	OVERDOSE-POISONING (NON CRIT)	0	2	0
BODY	DEATH INVESTIGATION	0	1	0
BPSYCH	PSYCHIATRIC EMERGENCY	1	1	0
BTAI	TRAFFIC ACCIDENT (NON-CRITICAL)	1	3	8
BUNK	UNKNOWN EMERGENCY (3RD PARTY)	0	0	1
CKWEL	CHECK THE WELL BEING	18	13	7
CONTR	TRAFFIC CONTROL	1	0	1
DISABL	DISABLED MOTORIST	8	8	5
DOMP	DOMESTIC DISTURBANCE (IP)	1	0	0
DRUGS	DRUG OFFENSE	1	0	0
DUI	DRIVING WHILE INTOXICATED	3	0	0
FBRU	BRUSH FIRE (LOC)	0	0	1
FOLLOW	FOLLOW UP INVESTIGATION	0	0	3
FOUND	FOUND PROPERTY	1	0	0
FRUB	RUBBISH FIRE (LOC)	0	0	1
FTAI	TRAFFIC ACCID W/FIRE&INJ (LOC)	0	0	1
GAME	GAME LAWS	0	0	1
HARASS	HARASSMENT	1	0	0
HR	HIT AND RUN-NO INJURY	2	3	2
JUV	JUVENILE DELINQUENCY	1	0	0
LITTER	LITTERING	0	1	0
MALF	TRAFFIC SIGNAL MALFUNCTION	1	0	2
MEET	MEET OFFICER	0	1	0

Currently Morrisville Borough is staffed with 2 officers on call per shift. Whenever the officers provide aid outside the Borough, is time that issues within the borough are not being addressed.

In addition to the time on the call, the officers must fill out internal paperwork to document the incident.

Just this past year, our officers were first on scene:

- woman killed on Rt. 1 in Jan
- Calhoun St. jumper in Jan
- Suicide attempt on Rt. 1 this past Oct

Additionally, the bridges bring crime into the borough due to easy access from Trenton. Most common are the cars stolen within the Borough that are found in Trenton. Other Trenton issues:

- <https://midjersey.news/2024/10/02/man-arrested-for-trenton-fatal-shooting-by-u-s-marshals-and-morrisville-police/>
- 4 high-speed chases originated in the Borough
- 51 year old male was arrested for a warrant from Trenton Police
- Trenton Man Charged with Shooting at Morrisville Club (Aug)

Call Type	2022	2023	YTD 24
VEHICLE CODE VIOLATION	4	1	2
NO VOICE CONTACT 9-1-1 CALL	1	1	2
PREMISE CHECK	0	2	0
PHONE MESSAGE	1	3	2
POLICE INFORMATION	2	3	4
PROPERTY DAMAGE	1	0	1
ROAD HAZARD	4	3	5
MARINE RESCUE (MBOX)	1	1	5
SICK CALL	1	0	0
SPEEDING/RECKLESS DRIVER	6	5	7
SUBJECT STOP	0	0	1
RECOVERED/FOUND STOLEN PROPERTY	0	1	5
SUICIDE ATTEMPT	0	0	1
SUSPICIOUS OCCURRENCE	0	2	1
SUSPICIOUS PERSON(S)	1	3	0
TRAFFIC ACCIDENT	10	20	17
THREAT	0	0	1
TRAFFIC PURSUIT	2	0	0
TRESPASSER	1	0	0
TRAFFIC STOP	3	15	3
WANTED PERSON	0	0	1
TRANSPORT	0	1	1
Total	96	110	109

Oct Headlines:

- Oct: Trenton Man Charged With Shooting at Morrisville Club
- Oct: Male was arrested in Morrisville for a warrant from Trenton Police
- Oct: Kia Stolen in Morrisville Recovered by Trenton Police

**Parcels:** Bridge Commission owns 8 properties in the Borough that are tax exempt with an assessed value of \$588K and an estimated \$9M market value.

24-008-050 ✓	3,600	DELAWARE RIVER JOINT TOL...	N DLEMORR AVE
24-008-051 ✓	3,760	DELAWARE RIVER JOINT TOL...	N DLEMORR AVE
24-009-201 ✓	12,600	DELAWARE RIVER JT TOLL B...	40 PRINCETON CT
24-009-202 ✓	4,300	DELAWARE RIVER JT TOLL B...	12 N DELMOOR AVE
24-009-226 ✓	6,160	DELAWARE RIVER JT TOLL B...	CENTRAL AVE
24-009-271 ✓	11,240	DELAWARE RIVER JT TOLL B...	E BRIDGE ST
24-009-393 ✓	520	DELAWARE RIVER JT TOLL B...	E BRIDGE ST
24-009-397 ✓	546,000	DELAWARE RIVER JOINT TOL...	WASHINGTON ST





3. Discussion:

- Bridge St/Trenton Makes Bridge
- Rt. 1 S. Ramp Exit
- State Police contract

4. Requests:

**Traffic Signals** in the Borough. In proximity to the Bridges are four traffic signals that control the traffic with the intersections directly impacted by the traffic from Trenton. As these signals are in dire need of replacement, we ask the Bridge Commission help fund the replacement (Total value: \$3M)

E. Trenton Ave/Delmorr Ave.	\$598K
Delmorr Ave/E. Bridge St.	\$742K
PA Ave./Bridge St.	\$817K
S. Penna at US Rt. 1 ramp:	\$872K



**Police Coverage.** As Morrisville Borough officers are responding in lieu of the State Police, we ask the Bridge Commission fund an officer salary, benefits, and equipment on an annual basis (Total value: \$150K/annum)

**Weigh Scale:** Borough is looking to move its weigh scale from the downtown area. Would the Bridge Commission consider allowing it on its property along S. Pennsylvania Ave and help towards the installation. (Total Value: \$125K)

**Cameras:** Is the Bridge Commission open to adding cameras at their locations to aid our Officers and crime in the Borough? Locations include: Washington St., S. Delmorr Ave., Grove St., Bridge St., S. Pennsylvania Ave.

**Tyburn Road Bridge.** DRJTB did a 2002 study (which I have) SOUTHERLY CROSSINGS CORRIDOR STUDY PHASE I TRANSPORTATION STUDY. With the opening of KIP/Northpoint and the amount of new traffic, would the Bridge Commission be interested in updating the study and consider the Bridge option?

The Delaware Valley Regional Planning Commission recently completed a Lower Bucks Freight Access Study <https://www.dvrpc.org/reports/23134.pdf> In that study there is a recommendation to Undertake a traffic and feasibility study for a new river crossing between PA and NJ connecting Tyburn Road to NJ-29. There is support from PA local municipalities as well as NJ/Mercer County as the traffic is impacting all towns near the Keystone Industrial Park (Northpoint). Northpoint and Waste Management is also in favor of this. I believe the footers for this bridge are in existence.

Background: In 1988, a study was conducted by STV Engineers and DVRPC for the Delaware River Joint Toll Bridge Commission (DRJTBC) exploring the feasibility of constructing a new bridge crossing the Delaware River — connecting Tyburn Road in Falls Township, PA to NJ-29 in Hamilton Township, NJ. Discussions and pre-feasibility analysis began in the 1970's and culminated in the 1988 study. It concluded that the projected increase in traffic through 2000 was not enough to justify the expense of construction, at the time estimated at between 80 and 120 million dollars.



New developments, increasing truck traffic, and equity concerns call for a reexamination of this potential crossing as a means of mitigating the negative effects of continued industrial development within the area.

To that end, the NJ suggested I95 to Rt 1 route is 14 miles (at best 20 min) out of the way and the PA suggested Rt 1 to Tyburn is 5 miles (at best 10 min) out of the way. For one trip:

- round trip is an extra 38 miles/1 hour = extra cost to truckers, especially independent owner/operators
- trucks get 7 miles/gallon, an extra 6 gallons of fuel for the suggested route, at \$5/gallon diesel = an extra \$30 per trip
- truckers need to make \$2.12 a mile (which includes all costs, repairs, gas, etc) -- adding \$0.79/mile in costs
- additionally, there is a quarterly tax on fuel used, over and above the fuel pump costs
- truckers can only work 14 hours (11 hours behind the wheel) -- an extra hour to a trip is an additional financial burden to the employer/independent owner/operation
- the above points also are arguments to add a feasibility study for a Bridge from Tyburn Road to NJ. Conversely, this bridge would accumulate to large savings for a trucker/owner/operator as well as local communities.

**DELAWARE RIVER JOINT TOLL BRIDGE COMMISSION**

**Meeting of January 27, 2025**

FINANCE

The following Pages reflect the reports on those items assigned to the Finance Department. Each item is reported separately and page numbered accordingly.

**DELAWARE RIVER JOINT TOLL BRIDGE COMMISSION**

**Meeting of January 27, 2025**

<b>SUBJECT</b>	<b>DESCRIPTION</b>	<b>PAGE NUMBER</b>
<b>Accounting</b>	<b>Status of Cash Balances at December 31, 2024</b>	<b>1</b>
<b>Accounting</b>	<b>Status of Bond Retirement at December 31, 2024</b>	<b>2</b>
<b>Accounting</b>	<b>Status of Investments at December 31, 2024</b>	<b>3-7</b>
<b>Accounting</b>	<b>Status of Toll Traffic and Revenue &amp; Toll Supported Traffic Month of December 2024 Compared with Month of December 2023</b>	<b>8-23</b>
<b>Accounting</b>	<b>Statistical Summary of Expenditures on Toll Bridges and Toll Supported Bridges Accounts for the Period December 1, 2024, through December 31, 2024</b>	<b>24-32</b>
<b>Accounting</b>	<b>Statement of Revenue and Expenses: Twelve Months Period ending December 31, 2024</b>	<b>33</b>

**DELAWARE RIVER JOINT TOLL BRIDGE COMMISSION**

**Meeting of January 27, 2025**

**There follows Cash Balances of the Commission at December 31, 2024 for the information and review of the Members:**

**COMMISSION CASH DEPOSITS**

Wells Fargo Bank, N. A.

Revenue Fund	7,325,537
Payroll Fund	62,292
Insurance Clearing Account	750,000
<b>TOTAL</b>	<b>\$ 8,137,829</b>

**CASH DEPOSIT GUARANTEES**

**Wells Fargo Bank**                      PA ACT 72                      FULL BALANCE

**DELAWARE RIVER JOINT TOLL BRIDGE COMMISSION**

**Meeting of January 27, 2025**

**STATUS OF BRIDGE REVENUE BONDS AT December 31, 2024**

Maturity	SERIES 2015			SERIES 2017			SERIES 2019A			SERIES 2019B			Total	
	Yield	Principal Amount	Maturities & Calls	Yield	Principal Amount	Maturities & Calls	Yield	Principal Amount	Maturities & Calls	Yield	Principal Amount	Maturities & Calls	Average Yield	Remaining Outstanding
7/1/2019	0	2,410,000	2,410,000											
7/1/2020	1.62%	2,540,000	2,540,000	1.00%	945,000	945,000	1.17%	505,000	505,000	1.17%	6,015,000	6,015,000		-
7/1/2021	1.86%	2,540,000	2,540,000	1.00%	875,000	875,000	1.20%	435,000	435,000	1.20%	5,945,000	5,945,000		-
7/1/2022	2.10%	2,695,000	2,695,000	1.81%	1,740,000	1,740,000	1.23%	455,000	455,000	1.23%	6,255,000	6,255,000		-
7/1/2022							0.00%							-
7/1/2023	2.34%	2,795,000	2,795,000	2.03%	1,865,000	1,865,000	1.25%	480,000	480,000	1.25%	6,565,000	6,565,000		-
7/1/2024	2.43%	2,935,000	2,935,000	2.31%	1,970,000	1,970,000	1.31%	8,015,000	8,015,000	1.31%	6,830,000	6,830,000		-
7/1/2025	2.55%	3,015,000		2.52%	1,070,000		1.40%	8,170,000		1.40%	7,195,000		1.64%	19,450,000
7/1/2026	2.73%	3,180,000					1.49%	8,585,000		1.49%	7,515,000		1.69%	19,280,000
7/1/2026														-
7/1/2027	3.10%	4,540,000		2.80%	20,000		1.59%	5,800,000		1.59%	7,880,000		1.97%	18,240,000
7/1/2027														-
7/1/2028	3.28%	3,380,000		2.95%	35,000		1.69%	9,410,000		1.69%	8,300,000		1.95%	21,125,000
7/1/2029	3.04%	3,480,000	3,480,000	3.08%	8,380,000		1.77%	3,725,000		1.77%	8,670,000		2.30%	20,775,000
7/1/2030	3.10%	3,670,000	3,670,000	3.19%	8,845,000		1.85%	3,930,000		1.85%	9,045,000		2.39%	21,820,000
7/1/2031	3.14%	3,785,000	3,785,000	3.27%	10,765,000		1.91%	4,055,000		1.91%	9,520,000		2.51%	24,340,000
7/1/2032	3.55%	545,000		3.35%	14,735,000		1.97%	725,000		1.97%	9,995,000		2.79%	26,000,000
7/1/2033	3.56%	10,595,000		3.41%	15,715,000		2.09%	760,000					3.43%	27,070,000
7/1/2034	3.60%	11,020,000		3.47%	16,500,000		2.16%	800,000					3.48%	28,320,000
7/1/2035	3.64%	11,460,000		3.52%	17,325,000		2.21%	835,000					3.53%	29,620,000
7/1/2036	3.73%	11,920,000		3.56%	18,190,000		2.25%	880,000					3.59%	30,990,000
7/1/2037		N/A		3.59%	22,015,000		2.29%	925,000					3.54%	22,940,000
7/1/2038		N/A		3.64%	23,115,000		2.32%	970,000					3.59%	24,085,000
7/1/2039		N/A		3.64%	24,270,000		2.35%	1,020,000					3.59%	25,290,000
7/1/2040		N/A		3.64%	25,485,000		2.50%	1,070,000					3.59%	26,555,000
7/1/2041		N/A		3.64%	26,760,000		2.50%	1,125,000					3.59%	27,885,000
7/1/2042		N/A		3.64%	28,100,000		2.50%	1,180,000					3.59%	29,280,000
7/1/2043		N/A		3.69%	15,930,000		2.50%	1,240,000					3.60%	17,170,000
7/1/2043		N/A		4.04%	13,575,000								4.04%	13,575,000
7/1/2044		N/A		3.69%	16,590,000		2.50%	1,300,000					3.60%	17,890,000
7/1/2044		N/A		4.04%	14,255,000								4.04%	14,255,000
7/1/2045		N/A		3.69%	17,275,000		3.04%	1,365,000					3.64%	18,640,000
7/1/2045		N/A		4.04%	14,965,000								4.04%	14,965,000
7/1/2046		N/A		3.69%	17,990,000		3.04%	1,405,000					3.64%	19,395,000
7/1/2046		N/A		4.04%	15,715,000								4.04%	15,715,000
7/1/2047		N/A		3.69%	18,745,000		3.04%	1,450,000					3.64%	20,195,000
7/1/2047		N/A		4.04%	16,490,000								4.04%	16,490,000
7/1/2048							3.04%	1,490,000					3.04%	1,490,000
7/1/2049							3.04%	1,535,000					3.04%	1,535,000
		<b>\$ 86,505,000</b>	<b>\$ 26,850,000</b>		<b>\$ 430,250,000</b>	<b>\$ 7,395,000</b>		<b>\$ 73,640,000</b>	<b>\$ 9,890,000</b>		<b>\$ 99,730,000</b>	<b>\$ 31,610,000</b>		<b>\$ 614,380,000</b>

Footnote: Series 2012A Bonds were Called on October 17, 2022.



**Delaware River Joint TBC  
Purchases Report  
Sorted by Fund - Maturity Date  
December 1, 2024 - December 31, 2024**

CUSIP	Investment #	Fund	Sec. Type	Issuer	Original Par Value	Purchase Date	Payment Periods	Principal Purchased	Accrued Interest at Purchase	Rate at Purchase	Maturity Date	YTM	Ending Book Value
<b>General Reserve Fund</b>													
55609EQM3	11161	01GRF	ACP	MACQUA	6,000,000.00	12/12/2024	03/21 - At Maturity	5,925,750.00		4.500	03/21/2025	4.556	5,940,750.00
				<b>Subtotal</b>	<b>6,000,000.00</b>			<b>5,925,750.00</b>	<b>0.00</b>				<b>5,940,750.00</b>
				<b>Total Purchases</b>	<b>6,000,000.00</b>			<b>5,925,750.00</b>	<b>0.00</b>				<b>5,940,750.00</b>

3



**Delaware River Joint TBC  
Investment Classification  
Sorted by Fund - Maturity Date  
December 31, 2024**

DRJTBC

CUSIP	Investment #	Fund	Issuer	Investment Class	Par Value	YTM	Maturity Date	Market Price	Market Date	Market Value	Book Value	Reported Value
<b>Debt Service Fund</b>												
38145C752	10113	01DSF	Goldman Sachs Ila Fed Port	Amort	14,572,402.70	3.680		100.000	12/31/2024	14,572,402.70	14,572,402.70	14,572,402.70
<b>Subtotal</b>					<b>14,572,402.70</b>	<b>3.680</b>				<b>14,572,402.70</b>	<b>14,572,402.70</b>	<b>14,572,402.70</b>
<b>General Reserve Fund</b>												
38145C752	10115	01GRF	Goldman Sachs Ila Fed Port	Amort	0.00			100.000	12/31/2024	0.00	0.00	0.00
PAINVEST	10050	01GRF	PA Invest	Amort	0.00			100.000	12/31/2024	0.00	0.00	0.00
PAINVEST	10462	01GRF	PA Invest	Amort	29,923,147.80	4.526		100.000	12/31/2024	29,923,147.80	29,923,147.80	29,923,147.80
31849HN73	11115	01GRF	First Abu Dhabi Bank P.J.S.C	Fair	3,000,000.00	5.542	01/07/2025	99.915	12/31/2024	2,997,453.00	2,997,360.00	2,997,453.00
64952WEK5	10926	01GRF	New York Life Global	Fair	1,000,000.00	1.486	01/14/2025	99.874	12/31/2024	998,744.00	999,987.00	998,744.00
3130AN7P9	10889	01GRF	Federal Home Loan Bank	Fair	5,000,000.00	0.397	01/28/2025	99.721	12/31/2024	4,986,095.00	5,000,095.66	4,986,095.00
06741FP43	11135	01GRF	Barclays US Funding LLC	Fair	5,000,000.00	5.384	02/04/2025	99.564	12/31/2024	4,978,210.00	4,975,775.00	4,978,210.00
85324TPA8	11147	01GRF	Standard Chart NY	Fair	2,000,000.00	4.845	02/10/2025	99.498	12/31/2024	1,989,962.00	1,989,444.44	1,989,962.00
55607KPB6	11143	01GRF	Macquarie Group	Fair	4,000,000.00	4.903	02/11/2025	99.478	12/31/2024	3,979,140.00	3,978,133.33	3,979,140.00
55609EQM3	11161	01GRF	Macquarie Group	Fair	6,000,000.00	4.556	03/21/2025	99.007	12/31/2024	5,940,456.00	5,940,750.00	5,940,456.00
13063DGB8	10983	01GRF	State of California	Fair	1,175,000.00	4.580	04/01/2025	99.718	12/31/2024	1,171,686.50	1,171,672.84	1,171,686.50
13063DGB8	11069	01GRF	State of California	Fair	1,125,000.00	4.811	04/01/2025	99.718	12/31/2024	1,121,827.50	1,121,109.38	1,121,827.50
13063DGB8	11117	01GRF	State of California	Fair	2,000,000.00	5.216	04/01/2025	99.718	12/31/2024	1,994,360.00	1,991,099.69	1,994,360.00
20772KGP8	11081	01GRF	Connecticut ST	Fair	2,000,000.00	4.722	04/15/2025	99.643	12/31/2024	1,992,860.00	1,991,169.54	1,992,860.00
98459LAA1	11038	01GRF	Yale University	Fair	1,500,000.00	5.357	04/15/2025	98.657	12/31/2024	1,479,861.00	1,481,586.98	1,479,861.00
63873JRU6	11137	01GRF	ATIXIS NY Brh	Fair	5,000,000.00	5.217	04/28/2025	98.544	12/31/2024	4,927,235.00	4,919,237.50	4,927,235.00
74172WAG1	10910	01GRF	Prince George County Rev Autho	Fair	1,130,000.00	1.002	05/01/2025	99.664	12/31/2024	1,126,203.20	1,139,369.12	1,126,203.20
037833BG4	10923	01GRF	Apple Inc	Fair	3,000,000.00	1.380	05/13/2025	99.495	12/31/2024	2,984,865.00	3,019,486.76	2,984,865.00
8923A0ST1	11160	01GRF	TOYOTA Motor Credit CP	Fair	1,305,000.00	4.647	05/27/2025	98.172	12/31/2024	1,281,149.82	1,281,183.75	1,281,149.82
65558RAA7	10999	01GRF	Nordea Bank	Fair	2,040,000.00	5.030	06/06/2025	99.509	12/31/2024	2,029,985.64	2,028,353.11	2,029,985.64
341271AD6	10894	01GRF	Florida St Brd of Adm	Fair	4,000,000.00	0.752	07/01/2025	98.349	12/31/2024	3,933,960.00	4,010,725.69	3,933,960.00
63873JU32	11151	01GRF	ATIXIS NY Brh	Fair	5,000,000.00	4.604	07/03/2025	97.723	12/31/2024	4,886,195.00	4,887,658.33	4,886,195.00
62479LUR4	11159	01GRF	Mitsubishi UFJ	Fair	4,000,000.00	4.530	07/25/2025	97.474	12/31/2024	3,898,996.00	3,900,688.88	3,898,996.00
3136G4D75	10825	01GRF	Federal National Mtg Assn	Fair	2,500,000.00	0.599	07/29/2025	97.880	12/31/2024	2,447,010.00	2,500,000.00	2,447,010.00
91282CHN4	11031	01GRF	U.S. Treasury	Fair	2,000,000.00	5.063	07/31/2025	100.265	12/31/2024	2,005,312.50	1,996,571.62	2,005,312.50
64952WEU3	10975	01GRF	New York Life Global	Fair	2,000,000.00	5.053	08/05/2025	99.377	12/31/2024	1,987,546.00	1,984,059.96	1,987,546.00
57629WDM3	11035	01GRF	Mass Mutual Global	Fair	2,000,000.00	5.609	08/26/2025	99.773	12/31/2024	1,995,470.00	1,982,140.00	1,995,470.00
74153WCR8	11015	01GRF	Pricoa Global Fund	Fair	2,000,000.00	5.150	08/28/2025	99.772	12/31/2024	1,995,448.00	1,988,292.84	1,995,448.00

Data Updated: ~REPORT~: 01/07/2025 12:24

Run Date: 01/07/2025 - 12:25

Portfolio DRJ  
AP  
IC (PRF\_IC) 7.1.1  
Report Ver. 7.3.2

**Delaware River Joint TBC  
Investment Classification  
December 31, 2024**

CUSIP	Investment #	Fund	Issuer	Investment Class	Par Value	YTM	Maturity Date	Market Price	Market Date	Market Value	Book Value	Reported Value
<b>General Reserve Fund</b>												
91282CJL6	11059	01GRF	U.S. Treasury	Fair	3,000,000.00	4.717	11/30/2025	100.531	12/31/2024	3,015,937.50	3,004,119.14	<b>3,015,937.50</b>
49474E3Z4	10991	01GRF	King County Washington	Fair	560,000.00	4.364	12/01/2025	100.817	12/31/2024	564,575.20	565,081.55	<b>564,575.20</b>
05254JAA8	11004	01GRF	Aust & NZ Banking Group	Fair	3,000,000.00	4.777	12/08/2025	100.500	12/31/2024	3,015,012.00	3,008,008.32	<b>3,015,012.00</b>
592179KD6	11121	01GRF	METLIFE	Fair	2,000,000.00	5.135	01/06/2026	100.241	12/31/2024	2,004,834.00	1,997,315.81	<b>2,004,834.00</b>
592179KD6	11139	01GRF	METLIFE	Fair	2,000,000.00	4.486	01/06/2026	100.241	12/31/2024	2,004,834.00	2,009,910.30	<b>2,004,834.00</b>
742718BH1	11150	01GRF	Procter & Gamble CO	Fair	2,093,000.00	3.897	01/15/2026	101.733	12/31/2024	2,129,280.06	2,146,507.05	<b>2,129,280.06</b>
64966MYL7	10944	01GRF	City of New York	Fair	3,000,000.00	2.642	04/01/2026	98.622	12/31/2024	2,958,660.00	3,022,599.45	<b>2,958,660.00</b>
57629W6F2	11116	01GRF	Mass Mutual Global	Fair	2,250,000.00	5.350	04/10/2026	99.819	12/31/2024	2,245,929.75	2,227,111.24	<b>2,245,929.75</b>
57629W6F2	11120	01GRF	Mass Mutual Global	Fair	2,000,000.00	5.151	04/10/2026	99.819	12/31/2024	1,996,382.00	1,984,274.50	<b>1,996,382.00</b>
06405LAD3	11119	01GRF	Bank of New York Mellon	Fair	3,765,000.00	5.232	05/22/2026	100.069	12/31/2024	3,767,627.97	3,760,799.71	<b>3,767,627.97</b>
58989V2F0	11129	01GRF	Met Tower Global Fund	Fair	2,000,000.00	4.853	06/20/2026	101.145	12/31/2024	2,022,912.00	2,015,105.55	<b>2,022,912.00</b>
54438CYL0	10955	01GRF	Los Angeles CA Community Colle	Fair	1,480,000.00	3.339	08/01/2026	95.756	12/31/2024	1,417,188.80	1,437,451.54	<b>1,417,188.80</b>
826200AD9	11141	01GRF	SIEMENS	Fair	2,500,000.00	4.364	08/17/2026	102.776	12/31/2024	2,569,412.50	2,567,889.25	<b>2,569,412.50</b>
91282CHY0	11041	01GRF	U.S. Treasury	Fair	1,000,000.00	4.911	09/15/2026	100.593	12/31/2024	1,005,937.50	995,485.45	<b>1,005,937.50</b>
06375M3Z6	11034	01GRF	Bank of Montreal	Fair	3,000,000.00	6.157	09/21/2026	99.113	12/31/2024	2,973,417.00	3,000,000.00	<b>2,973,417.00</b>
882724WT0	10915	01GRF	Texas Public Finance Authority	Fair	7,500,000.00	1.289	10/01/2026	101.060	12/31/2024	7,579,500.00	7,969,588.99	<b>7,579,500.00</b>
771196CE0	11128	01GRF	ROCHE HLDGS INC	Fair	3,500,000.00	4.842	11/13/2026	101.292	12/31/2024	3,545,223.50	3,525,640.43	<b>3,545,223.50</b>
5253JAZ4	11142	01GRF	Aust & NZ Banking Group	Fair	3,000,000.00	4.255	01/18/2027	100.323	12/31/2024	3,009,705.00	3,028,459.93	<b>3,009,705.00</b>
64953BBM9	11127	01GRF	New York Life Global	Fair	2,000,000.00	4.837	04/02/2027	100.680	12/31/2024	2,013,614.00	2,002,508.08	<b>2,013,614.00</b>
29446MAE2	11097	01GRF	EQUINOR ASA	Fair	1,000,000.00	4.833	04/06/2027	96.848	12/31/2024	968,483.00	961,855.09	<b>968,483.00</b>
57629W4S6	11126	01GRF	Mass Mutual Global	Fair	3,000,000.00	4.867	04/09/2027	100.967	12/31/2024	3,029,025.00	3,014,500.91	<b>3,029,025.00</b>
166764BX7	11073	01GRF	Chevron Corp	Fair	3,000,000.00	4.379	05/11/2027	94.615	12/31/2024	2,838,471.00	2,844,228.73	<b>2,838,471.00</b>
90327QD97	11124	01GRF	USAA CAP CORP	Fair	5,000,000.00	5.048	06/01/2027	101.266	12/31/2024	5,063,310.00	5,022,258.65	<b>5,063,310.00</b>
649907XF4	11100	01GRF	New York State Dormitory Auth	Fair	1,000,000.00	5.049	07/01/2027	100.049	12/31/2024	1,000,490.00	996,795.85	<b>1,000,490.00</b>
3130B2F42	11138	01GRF	Federal Home Loan Bank	Fair	3,000,000.00	4.579	08/20/2027	99.719	12/31/2024	2,991,588.00	3,000,000.00	<b>2,991,588.00</b>
3130B2QD0	11146	01GRF	Federal Home Loan Bank	Fair	2,500,000.00	4.070	09/10/2027	99.254	12/31/2024	2,481,372.50	2,500,000.00	<b>2,481,372.50</b>
3130B2WX9	11148	01GRF	Federal Home Loan Bank	Fair	3,000,000.00	3.666	10/01/2027	98.276	12/31/2024	2,948,286.00	3,000,000.00	<b>2,948,286.00</b>
3130B3DA8	11157	01GRF	Federal Home Loan Bank	Fair	1,470,000.00	4.393	10/15/2027	99.349	12/31/2024	1,460,442.06	1,469,307.75	<b>1,460,442.06</b>
3130B3JC8	11158	01GRF	Federal Home Loan Bank	Fair	1,500,000.00	4.310	10/22/2027	99.550	12/31/2024	1,493,260.50	1,500,000.00	<b>1,493,260.50</b>
40139LBG7	11098	01GRF	Guardian Life Global Funding	Fair	3,000,000.00	4.853	10/28/2027	101.946	12/31/2024	3,058,392.00	3,053,265.57	<b>3,058,392.00</b>
3130AYCQ7	11067	01GRF	Federal Home Loan Bank	Fair	2,610,000.00	4.999	01/03/2028	100.001	12/31/2024	2,610,044.37	2,610,000.00	<b>2,610,044.37</b>
64952WEY5	11111	01GRF	New York Life Global	Fair	3,000,000.00	5.020	01/09/2028	100.273	12/31/2024	3,008,208.00	2,985,921.89	<b>3,008,208.00</b>
3130AYLF1	11094	01GRF	Federal Home Loan Bank	Fair	3,000,000.00	4.535	01/14/2028	99.944	12/31/2024	2,998,338.00	2,998,680.06	<b>2,998,338.00</b>
3134H1PS6	11082	01GRF	Federal Home Loan Mtg Corp	Fair	4,400,000.00	5.013	01/14/2028	100.020	12/31/2024	4,400,902.00	4,398,312.56	<b>4,400,902.00</b>
13063DGC6	11040	01GRF	State of California	Fair	2,000,000.00	5.035	04/01/2028	97.350	12/31/2024	1,947,000.00	1,911,629.05	<b>1,947,000.00</b>
637639AK1	11104	01GRF	National Securities Clearing	Fair	4,000,000.00	4.641	05/30/2028	100.224	12/31/2024	4,008,960.00	4,043,805.94	<b>4,008,960.00</b>

**Delaware River Joint TBC  
Investment Classification  
December 31, 2024**

CUSIP	Investment #	Fund	Issuer	Investment Class	Par Value	YTM	Maturity Date	Market Price	Market Date	Market Value	Book Value	Reported Value
<b>General Reserve Fund</b>												
01266HFL8	11050	01GRF	Albemarle Cnty VA Economic Dev	Fair	3,000,000.00	5.260	06/01/2028	101.276	12/31/2024	3,038,280.00	3,003,473.47	<b>3,038,280.00</b>
898365AP6	11066	01GRF	Boston College	Fair	2,550,000.00	4.705	07/01/2028	98.619	12/31/2024	2,514,784.50	2,535,140.61	<b>2,514,784.50</b>
91282CJA0	11042	01GRF	U.S. Treasury	Fair	1,000,000.00	4.806	09/30/2028	100.968	12/31/2024	1,009,687.50	994,000.41	<b>1,009,687.50</b>
67080LAA3	11063	01GRF	Nuveen LLC	Fair	5,000,000.00	5.034	11/01/2028	96.824	12/31/2024	4,841,210.00	4,814,770.89	<b>4,841,210.00</b>
91282CJN2	11060	01GRF	U.S. Treasury	Fair	2,000,000.00	4.257	11/30/2028	100.078	12/31/2024	2,001,562.50	2,008,176.32	<b>2,001,562.50</b>
64952WFF5	11149	01GRF	New York Life Global	Fair	1,850,000.00	4.045	01/29/2029	99.652	12/31/2024	1,843,578.65	1,894,821.17	<b>1,843,578.65</b>
3134H1WS8	11102	01GRF	Federal Home Loan Mtg Corp	Fair	3,400,000.00	5.349	03/07/2029	100.154	12/31/2024	3,405,242.80	3,400,000.00	<b>3,405,242.80</b>
3130B0KB4	11105	01GRF	Federal Home Loan Bank	Fair	3,000,000.00	5.000	03/20/2029	100.847	12/31/2024	3,025,416.00	3,000,000.00	<b>3,025,416.00</b>
3130BORT8	11112	01GRF	Federal Home Loan Bank	Fair	3,000,000.00	5.400	04/10/2029	100.169	12/31/2024	3,005,088.00	3,000,000.00	<b>3,005,088.00</b>
95662NSL3	11154	01GRF	West Virginia Housing Developm	Fair	510,000.00	4.207	05/01/2029	104.099	12/31/2024	530,904.90	545,697.76	<b>530,904.90</b>
3130B22X2	11134	01GRF	Federal Home Loan Bank	Fair	4,000,000.00	5.124	07/24/2029	100.045	12/31/2024	4,001,824.00	4,000,000.00	<b>4,001,824.00</b>
3134HACE1	11136	01GRF	Federal Home Loan Mtg Corp	Fair	4,000,000.00	5.050	08/01/2029	100.001	12/31/2024	4,000,048.00	4,000,000.00	<b>4,000,048.00</b>
3130B2N43	11144	01GRF	Federal Home Loan Bank	Fair	4,000,000.00	4.000	09/10/2029	97.267	12/31/2024	3,890,700.00	4,000,000.00	<b>3,890,700.00</b>
95662NSM1	11155	01GRF	West Virginia Housing Developm	Fair	505,000.00	4.800	11/01/2029	104.093	12/31/2024	525,669.65	542,898.46	<b>525,669.65</b>
<b>Subtotal</b>					<b>233,641,147.80</b>	<b>4.372</b>				<b>232,833,730.67</b>	<b>233,516,496.65</b>	<b>232,833,730.67</b>
<b>Operating Fund</b>												
38145C752	10108	01OF	Goldman Sachs Ila Fed Port	Amort	23,617.32	3.680		100.000	12/31/2024	23,617.32	23,617.32	<b>23,617.32</b>
912797JR9	11090	01OF	U.S. Treasury	Fair	8,375,000.00	4.758	01/23/2025	99.751	12/31/2024	8,354,188.13	8,351,797.30	<b>8,354,188.13</b>
<b>Subtotal</b>					<b>8,398,617.32</b>	<b>4.755</b>				<b>8,377,805.45</b>	<b>8,375,414.62</b>	<b>8,377,805.45</b>
<b>Reserve Maintenance Fund</b>												
38145C752	10106	01RMF	Goldman Sachs Ila Fed Port	Amort	52,344.24	3.680		100.000	12/31/2024	52,344.24	52,344.24	<b>52,344.24</b>
912797JR9	11089	01RMF	U.S. Treasury	Fair	10,350,000.00	4.758	01/23/2025	99.751	12/31/2024	10,324,280.25	10,321,327.51	<b>10,324,280.25</b>
<b>Subtotal</b>					<b>10,402,344.24</b>	<b>4.753</b>				<b>10,376,624.49</b>	<b>10,373,671.75</b>	<b>10,376,624.49</b>
<b>Scudder Falls Insurance Reserv</b>												
38145C752	10506	01SFIR	Goldman Sachs Ila Fed Port	Amort	1,371,777.00	3.680		100.000	12/31/2024	1,371,777.00	1,371,777.00	<b>1,371,777.00</b>
<b>Subtotal</b>					<b>1,371,777.00</b>	<b>3.680</b>				<b>1,371,777.00</b>	<b>1,371,777.00</b>	<b>1,371,777.00</b>
<b>Construction Fund 2019A</b>												
38145C752	10713	06CF19A	Goldman Sachs Ila Fed Port	Amort	0.00			100.000	12/31/2024	0.00	0.00	<b>0.00</b>
PAINVEST	10752	06CF19A	PA Invest	Amort	2,610,944.15	4.526		100.000	12/31/2024	2,610,944.15	2,610,944.15	<b>2,610,944.15</b>
<b>Subtotal</b>					<b>2,610,944.15</b>	<b>4.526</b>				<b>2,610,944.15</b>	<b>2,610,944.15</b>	<b>2,610,944.15</b>

**Delaware River Joint TBC  
Investment Classification  
December 31, 2024**

CUSIP	Investment #	Fund	Issuer	Investment Class	Par Value	YTM	Maturity Date	Market Price	Market Date	Market Value	Book Value	Reported Value
<b>Debt Service Reserve Fund Comm</b>												
38145C752	10994	06DSRF	Goldman Sachs IIa Fed Port	Amort	8,018.33	3.680		100.000	12/31/2024	8,018.33	8,018.33	<b>8,018.33</b>
912797JR9	11088	06DSRF	U.S. Treasury	Fair	43,600,000.00	4.759	01/23/2025	99.751	12/31/2024	43,491,654.00	43,479,540.47	<b>43,491,654.00</b>
912797JR9	11092	06DSRF	U.S. Treasury	Fair	8,406,000.00	4.771	01/23/2025	99.751	12/31/2024	8,385,111.09	8,382,647.20	<b>8,385,111.09</b>
<b>Subtotal</b>					<b>52,014,018.33</b>	4.761				<b>51,884,783.42</b>	<b>51,870,206.00</b>	<b>51,884,783.42</b>
<b>2019A Rebate Account</b>												
38145C752	11039	06REB19A	Goldman Sachs IIa Fed Port	Amort	986.25	3.680		100.000	12/31/2024	986.25	986.25	<b>986.25</b>
<b>Subtotal</b>					<b>986.25</b>	3.680				<b>986.25</b>	<b>986.25</b>	<b>986.25</b>
<b>Total</b>					<b>323,012,237.79</b>	4.424				<b>322,029,054.13</b>	<b>322,691,899.12</b>	<b>322,029,054.13</b>

**DELAWARE RIVER JOINT TOLL BRIDGE COMMISSION**  
**Meeting of January 27, 2025**  
**TOLL TRAFFIC AND REVENUE STATISTICS (December 2024)**

**Summary:** The Commission recorded an increase in total toll revenue for December 2024 in comparison to the December 2023 traffic and revenue statistics. Total toll traffic also reflected an increase for the month of the December. [It should be noted that 2024 was a leap year. In addition, the Commission had a toll rate increase for Class 1 and Class 11 vehicles effective January 7, 2024].

**Analysis of December 2024 / December 2023 toll revenue data comparison:**

- Total toll revenue increased by **\$1,047,948** or 6.84 percent at the Commission's eight toll bridges for the month of December.
- Commercial-vehicle toll revenue increased \$255,311 for a 2.45 percent decrease.
- Passenger-vehicle toll revenue increased \$792,637 for a 16.27 percent increase.

**Analysis of December 2024 / December 2023 traffic data comparison:**

- Total toll traffic increased by **8,541** vehicles, or 0.22 percent for the month.
- Commercial-vehicle traffic increased by 13,972 vehicles, or 2.57 percent.
- Passenger-vehicle toll traffic decreased by 5,431 vehicles, or 0.17 percent.
- Average daily toll traffic for the Commission's toll bridges for December 2024 was 122,945 total vehicles as compared to the 122,669 total vehicles recorded in December 2023, an increase on average of 276 vehicles a day.
- Total recorded westbound traffic volume at the toll supported bridges for December 2024 decreased by 54,477 vehicles, or 3.0 percent as compared to December 2023. Average daily westbound traffic on the toll supported bridges was 55,943 vehicles in December 2024 as compared to 57,701 vehicles in December 2023.

**Traffic analysis for 2024 YTD:**

- Total toll traffic for the eight toll bridges reflected a 1.41 percent increase for 2024 as compared to 2023, resulting in a 7.88 percent increase in toll revenue for 2024.
- Westbound traffic on the ten toll supported bridges reflects a decrease of 0.3 percent for 2024 when compared to 2023.

## **REGION REVIEW:**

### **Southern Region**

Total toll traffic at Trenton-Morrisville (TM) reflected a 1.52 percent increase for December 2024 when compared to December 2023 as the result of the increase of 13,739 cars and the decrease of 3,680 trucks. The Scudder Falls Bridge recorded a 1.99 percent increase in total toll traffic for December 2024 when compared to December 2023 as the result of increases of 12,624 cars and 231 trucks. At New Hope-Lambertville (NHL), a decrease of 4,904 cars combined with an increase of 1,455 trucks resulted in an overall decrease of 2.39 percent in total toll traffic for December 2024 as compared to December 2023.

### **Central Region**

The I-78 Toll Bridge recorded an increase of 2.68 percent in total toll traffic for the month of December 2024 when compared to December 2023 as the result of increases of 13,276 cars and 11,253 trucks. At the Easton-Phillipsburg (EP) Toll Bridge, a decrease of 10,135 passenger vehicles combined with an increase of 1,748 trucks generated a 1.85 percent decrease in total toll traffic for December 2024 as compared to December 2023.

### **Northern Region**

Portland-Columbia (PC) recorded a 15.61 percent decrease in total toll traffic during December 2024 compared to December 2023 as the result of decreases of 16,655 automobiles and 106 trucks. At the Delaware Water Gap (DWG) Toll Bridge, the decrease of 7,296 passenger vehicles and the increase of 2,656 trucks generated a 0.59 percent decrease in total toll traffic for December 2024 when compared to December 2023. At Milford-Montague (MM), a decrease of 6,080 passenger vehicles combined with an increase of 415 trucks produced a 6.03 percent decrease in total toll traffic for the month of December 2024 as compared to December 2023.

### E-ZPass Penetration Rates

The table below provides a comparison of the E-ZPass penetration rates for the Commission's eight (8) toll bridges for the months of December 2024 and December 2023, and the year-to-date periods ending December 31, 2024 and December 31, 2023.

		<b>E-ZPass PENETRATION RATES</b>					
		<b>Dec. 2024</b>	<b>Dec. 2023</b>	<b>Change in Monthly Percentage</b>	<b>YTD 2024</b>	<b>YTD 2023</b>	<b>Change in YTD Percentage</b>
<b>All Toll Bridges</b>	Cars	84.22	88.29	-4.07	84.73	87.96	-3.23
	Trucks	87.10	96.61	-9.51	87.94	96.13	-8.19
	<b>Total</b>	84.64	89.48	-4.84	85.21	89.15	-3.94
<b>Trenton - Morrisville</b>	Cars	83.36	88.46	-5.10	83.75	88.17	-4.42
	Trucks	85.57	96.38	-10.81	86.19	96.13	-9.94
	<b>Total</b>	83.57	89.28	-5.71	84.01	88.96	-4.95
<b>Scudder Falls</b>	Cars	91.26	92.40	-1.14	91.88	91.91	-0.03
	Trucks	89.37	91.09	-1.72	89.67	89.70	-0.03
	<b>Total</b>	91.16	92.34	-1.18	91.77	91.80	-0.03
<b>New Hope - Lambertville</b>	Cars	93.07	94.54	-1.47	92.98	94.42	-1.44
	Trucks	87.70	95.96	-8.26	89.69	95.67	-5.98
	<b>Total</b>	92.65	94.63	-1.98	92.70	94.51	-1.81
<b>I-78</b>	Cars	80.17	86.50	-6.33	80.99	86.10	-5.11
	Trucks	87.79	97.65	-9.86	88.72	97.24	-8.52
	<b>Total</b>	82.38	89.68	-7.30	83.31	89.38	-6.07
<b>Easton - Phillipsburg</b>	Cars	85.80	89.45	-3.65	86.14	89.25	-3.11
	Trucks	84.57	93.23	-8.66	85.47	92.06	-6.59
	<b>Total</b>	85.71	89.70	-3.99	86.09	89.44	-3.35
<b>Portland - Columbia</b>	Cars	88.16	86.50	1.66	86.31	85.90	0.41
	Trucks	86.63	95.97	-9.34	87.83	95.95	-8.12
	<b>Total</b>	88.00	87.37	0.63	86.48	86.89	-0.41
<b>Delaware Water Gap</b>	Cars	78.66	84.81	-6.15	79.69	84.73	-5.04
	Trucks	86.54	97.03	-10.49	87.36	96.59	-9.23
	<b>Total</b>	79.99	86.82	-6.83	81.02	86.72	-5.70
<b>Milford - Montague</b>	Cars	87.69	84.71	2.98	85.53	84.62	0.91
	Trucks	86.04	91.68	-5.64	85.11	88.12	-3.01
	<b>Total</b>	87.62	84.95	2.67	85.51	84.74	0.77

*The Commission implemented toll-by-plate functionality at seven toll plazas in January 2024 and changed the way to calculate the E-ZPass Penetration rate for those seven toll bridges to be similar with how the calculation is completed at its AET Scudder Falls Bridge. For all toll bridges, E-ZPass penetration rate is now calculated by dividing the sum of E-ZPass transactions and itoll/vtoll transactions, over total transaction volume. Prior to year 2024, for non-AET bridges, E-ZPass penetration rate was calculated by dividing all non-cash transactions, which includes both E-ZPass and violation transactions, over total transaction volume. Starting 11pm on June 16th, 2024, the Commission ceased cash toll collections at NH, PC and MM, which impacted EZPass Penetration rate for those three plazas.*

**DELAWARE RIVER JOINT TOLL BRIDGE COMMISSION**  
**ALL TOLL BRIDGES**  
**COMPARATIVE STATEMENT OF TOLL TRAFFIC AND REVENUE**

**DECEMBER 2024**

JANUARY 1, 2023 DECEMBER 31, 2023 365 DAYS		JANUARY 1, 2024 DECEMBER 31, 2024 366 DAYS		MONTH OF DECEMBER 2024 31 DAYS		MONTH OF DECEMBER 2023 31 DAYS		
NUMBER OF VEHICLES	TOTAL REVENUE	NUMBER OF VEHICLES	TOTAL REVENUE	VEHICLE CLASS	NUMBER OF VEHICLES	TOTAL REVENUE	NUMBER OF VEHICLES	TOTAL REVENUE
39,406,419	\$ 60,642,418.00	39,719,500	\$ 69,198,193.85	<b>Passenger</b>	3,254,380	\$ 5,686,597.65	3,259,811	\$ 4,970,132.85
-	(1,095,113.10)	-	(345,248.75)	<b>Discounts *</b>	-	(23,622.50)	-	(99,794.25)
39,406,419	\$ 59,547,304.90	39,719,500	\$ 68,852,945.10	<b>TOTAL PASSENGER</b>	3,254,380	\$ 5,662,975.15	3,259,811	\$ 4,870,338.60
1,241,356	11,357,024.25	1,412,113	12,911,178.30	<b>2-Axle Trucks</b>	111,951	1,024,036.00	103,807	948,008.00
479,252	6,547,923.30	492,592	6,739,489.50	<b>3-Axle Trucks</b>	38,690	529,866.00	38,428	525,363.00
585,816	10,693,548.80	527,527	9,645,168.00	<b>4-Axle Trucks</b>	35,418	647,724.00	43,644	795,862.00
4,298,856	97,884,306.00	4,500,434	102,517,850.00	<b>5-Axle Trucks</b>	363,123	8,280,637.50	347,973	7,919,897.50
99,384	2,697,966.00	106,010	2,878,533.00	<b>6-Axle Trucks</b>	7,327	199,131.00	8,399	227,937.00
3,416	115,563.00	5,415	180,457.50	<b>7-Axle Trucks</b>	398	13,462.00	684	22,478.00
6,708,080	\$ 129,296,331.35	7,044,091	\$ 134,872,676.30	<b>TOTAL TRUCKS</b>	556,907	\$ 10,694,856.50	542,935	\$ 10,439,545.50
46,114,499	\$ 188,843,636.25	46,763,591	\$ 203,725,621.40	<b>TOTAL TOLL VEHICLES</b>	3,811,287	\$ 16,357,831.65	3,802,746	15,309,884.10
126,341	\$ 517,379.83	127,769	\$ 556,627.38	<b>DAILY AVERAGE</b>	122,945	\$ 527,671.99	122,669	\$ 493,867.23
<b>YTD Rate Change</b>				<b>MTD Rate Change Traffic</b>				
<b>Traffic (toll)</b>		1.41%		<b>Traffic (toll)</b>		0.22%		
Autos		0.79%		Autos		-0.17%		
Trucks		5.01%		Trucks		2.57%		
<b>Revenue</b>		7.88%		<b>Revenue</b>		6.84%		
Autos		15.63%		Autos		16.27%		
Trucks		4.31%		Trucks		2.45%		

\* "Discounts" The Commuter Discount was eliminated effective January 1st, 2024. The commuter discount reported in the January 2024 Comparatives represented the discounts issued for trips made in December 2023. "Discounts" now represents adjustments for employee and Commission vehicle non-revenue crossings.

NOTE: On January 7, 2024 the Commission increased the *E-ZPass* toll rate for both Class 1 and Class 11 vehicles. The *E-ZPass* toll rate for a Class 1 vehicle was raised from \$1.25 to \$1.50 and the *E-ZPass* toll rate for a Class 11 vehicle was raised from \$3.25 to \$3.50

DELAWARE RIVER JOINT TOLL BRIDGE COMMISSION  
TRENTON - MORRISVILLE TOLL BRIDGE  
COMPARATIVE STATEMENT OF TOLL TRAFFIC AND REVENUE

**DECEMBER 2024**

JANUARY 1, 2023 DECEMBER 31, 2023 365 DAYS		JANUARY 1, 2024 DECEMBER 31, 2024 366 DAYS		MONTH OF DECEMBER 2024 31 DAYS		MONTH OF DECEMBER 2023 31 DAYS		
NUMBER OF VEHICLES	TOTAL REVENUE	NUMBER OF VEHICLES	TOTAL REVENUE	VEHICLE CLASS	NUMBER OF VEHICLES	TOTAL REVENUE	NUMBER OF VEHICLES	TOTAL REVENUE
7,214,463	\$ 11,113,877.00 (197,410.03)	7,375,839	\$ 12,935,029.50 (49,474.25)	<b>Passenger Discounts *</b>	606,200	\$ 1,066,489.25 (3,498.50)	592,461	\$ 905,078.50 (17,998.97)
7,214,463	\$ 10,916,466.97	7,375,839	\$ 12,885,555.25	<b>TOTAL PASSENGER</b>	606,200	\$ 1,062,990.75	592,461	\$ 887,079.53
218,994	1,998,267.25	275,905	2,519,714.00	<b>2-Axle Trucks</b>	21,387	195,722.00	20,701	188,606.00
128,343	1,752,342.30	136,864	1,872,633.00	<b>3-Axle Trucks</b>	9,936	136,020.00	10,991	150,168.00
130,372	2,380,598.80	112,577	2,061,128.00	<b>4-Axle Trucks</b>	6,266	114,400.00	10,715	195,882.00
313,633	7,167,996.00	319,227	7,297,382.50	<b>5-Axle Trucks</b>	26,049	595,657.50	24,142	551,722.50
5,753	157,485.00	8,900	243,564.00	<b>6-Axle Trucks</b>	803	21,924.00	1,237	34,005.00
832	26,666.50	2,376	75,841.50	<b>7-Axle Trucks</b>	142	4,504.50	477	15,263.50
					j			
6,708,080	\$ 129,296,331.35	855,849	\$ 14,070,263.00	<b>TOTAL TRUCKS</b>	64,583	\$ 1,068,228.00	68,263	\$ 1,135,647.00
13,922,543	\$ 140,212,798.32	8,231,688	\$ 26,955,818.25	<b>TOTAL TOLL VEHICLES</b>	670,783	\$ 2,131,218.75	660,724	\$ 2,022,726.53
38,144	\$ 384,144.65	22,491	\$ 73,649.78	<b>DAILY AVERAGE</b>	21,638	\$ 68,748.99	21,314	\$ 65,249.24
<b>Rate Change</b>					<b>Rate Change</b>			
<b>Traffic (toll)</b>		-40.88%			<b>Traffic (toll)</b>		1.52%	
Autos		2.24%			Autos		2.32%	
Trucks		-87.24%			Trucks		-5.39%	
<b>Revenue</b>		-80.78%			<b>Revenue</b>		5.36%	
Autos		18.04%			Autos		19.83%	
Trucks		-89.12%			Trucks		-5.94%	

DELAWARE RIVER JOINT TOLL BRIDGE COMMISSION  
 SCUDDER FALLS TOLL BRIDGE  
 COMPARATIVE STATEMENT OF TOLL TRAFFIC AND REVENUE

**DECEMBER 2024**

JANUARY 1, 2023 DECEMBER 31, 2023 365 DAYS		JANUARY 1, 2024 DECEMBER 31, 2024 366 DAYS		MONTH OF DECEMBER 2024 31 DAYS		MONTH OF DECEMBER 2023 31 DAYS		
NUMBER OF VEHICLES	TOTAL REVENUE	NUMBER OF VEHICLES	TOTAL REVENUE	VEHICLE CLASS	NUMBER OF VEHICLES	TOTAL REVENUE	NUMBER OF VEHICLES	TOTAL REVENUE
7,370,198	\$ 10,325,679.00 (197,311.01)	7,628,558	\$ 12,413,840.60 (52,355.79)	<b>Passenger Discounts *</b>	626,261	\$ 1,025,248.90 (3,048.50)	613,637	\$ 852,601.35 (18,398.55)
7,370,198	\$ 10,128,367.99	7,628,558	\$ 12,361,484.81	<b>TOTAL PASSENGER</b>	626,261	\$ 1,022,200.40	613,637	\$ 834,202.80
177,749	1,615,549.00	205,680	1,869,418.30	<b>2-Axle Trucks</b>	16,064	146,024.00	15,967	144,800.00
36,436	496,858.50	37,190	506,115.00	<b>3-Axle Trucks</b>	2,902	39,547.50	2,808	38,283.00
29,133	531,698.00	27,346	499,792.00	<b>4-Axle Trucks</b>	1,953	35,728.00	1,962	35,866.00
138,953	3,167,775.00	137,771	3,140,695.00	<b>5-Axle Trucks</b>	10,927	249,160.00	10,885	247,927.50
1,804	49,095.00	2,246	61,284.00	<b>6-Axle Trucks</b>	113	3,084.00	108	2,919.00
218	7,248.00	241	8,323.00	<b>7-Axle Trucks</b>	21	739.00	19	620.50
384,293	\$ 5,868,223.50	410,474	\$ 6,085,627.30	<b>TOTAL TRUCKS</b>	31,980	\$ 474,282.50	31,749	\$ 470,416.00
7,754,491	\$ 15,996,591.49	8,039,032	\$ 18,447,112.11	<b>TOTAL TOLL VEHICLES</b>	658,241	\$ 1,496,482.90	645,386	\$ 1,304,618.80
21,245	\$ 43,826.28	21,965	\$ 50,401.95	<b>DAILY AVERAGE</b>	21,234	\$ 48,273.64	20,819	\$ 42,084.48

<b>Rate Change</b>	
<b>Traffic (toll)</b>	3.67%
Autos	3.51%
Trucks	6.81%
<b>Revenue</b>	15.32%
Autos	22.05%
Trucks	3.70%

<b>Rate Change</b>	
<b>Traffic (toll)</b>	1.99%
Autos	2.06%
Trucks	0.73%
<b>Revenue</b>	14.71%
Autos	22.54%
Trucks	0.82%

DELAWARE RIVER JOINT TOLL BRIDGE COMMISSION  
 NEW HOPE - LAMBERTVILLE TOLL BRIDGE  
 COMPARATIVE STATEMENT OF TOLL TRAFFIC AND REVENUE

**DECEMBER 2024**

JANUARY 1, 2023 DECEMBER 31, 2023 365 DAYS		JANUARY 1, 2024 DECEMBER 31, 2024 366 DAYS		MONTH OF DECEMBER 2024 31 DAYS		MONTH OF DECEMBER 2023 31 DAYS		
NUMBER OF VEHICLES	TOTAL REVENUE	NUMBER OF VEHICLES	TOTAL REVENUE	VEHICLE CLASS	NUMBER OF VEHICLES	TOTAL REVENUE	NUMBER OF VEHICLES	TOTAL REVENUE
1,510,468	\$ 2,126,712.25 (56,975.78)	1,555,092	\$ 2,528,675.00 (32,057.58)	<b>Passenger Discounts *</b>	129,959	\$ 210,408.75 (2,525.00)	134,863	\$ 187,108.50 (5,085.44)
1,510,468	\$ 2,069,736.47	1,555,092	\$ 2,496,617.42	<b>TOTAL PASSENGER</b>	129,959	\$ 207,883.75	134,863	\$ 182,023.06
53,979	491,689.00	68,438	622,721.00	<b>2-Axle Trucks</b>	5,770	52,582.00	4,386	39,841.00
14,642	199,045.50	14,116	192,264.00	<b>3-Axle Trucks</b>	1,023	13,960.50	816	11,092.50
9,943	181,660.00	10,193	186,844.00	<b>4-Axle Trucks</b>	681	12,508.00	718	13,094.00
42,880	973,262.50	45,618	1,037,120.00	<b>5-Axle Trucks</b>	3,239	73,820.00	3,313	75,215.00
3,495	94,710.00	3,656	99,300.00	<b>6-Axle Trucks</b>	271	7,365.00	299	8,091.00
37	1,179.50	42	1,351.00	<b>7-Axle Trucks</b>	5	161.00	2	63.00
124,976	\$ 1,941,546.50	142,063	\$ 2,139,600.00	<b>TOTAL TRUCKS</b>	10,989	\$ 160,396.50	9,534	\$ 147,396.50
1,635,444	\$ 4,011,282.97	1,697,155	\$ 4,636,217.42	<b>TOTAL TOLL VEHICLES</b>	140,948	\$ 368,280.25	144,397	\$ 329,419.56
4,481	\$ 10,989.82	4,637	\$ 12,667.26	<b>DAILY AVERAGE</b>	4,547	\$ 11,880.01	4,658	\$ 10,626.44
<b>Rate Change</b>				<b>Rate Change</b>				
<b>Traffic (toll)</b>		3.77%		<b>Traffic (toll)</b>		-2.39%		
Autos		2.95%		Autos		-3.64%		
Trucks		13.67%		Trucks		15.26%		
<b>Revenue</b>		15.58%		<b>Revenue</b>		11.80%		
Autos		20.62%		Autos		14.21%		
Trucks		10.20%		Trucks		8.82%		

DELAWARE RIVER JOINT TOLL BRIDGE COMMISSION  
 I78 TOLL BRIDGE  
 COMPARATIVE STATEMENT OF TOLL TRAFFIC AND REVENUE

**DECEMBER 2024**

JANUARY 1, 2023 DECEMBER 31, 2023 365 DAYS		JANUARY 1, 2024 DECEMBER 31, 2024 366 DAYS		MONTH OF DECEMBER 2024 31 DAYS		MONTH OF DECEMBER 2023 31 DAYS		
NUMBER OF VEHICLES	TOTAL REVENUE	NUMBER OF VEHICLES	TOTAL REVENUE	VEHICLE CLASS	NUMBER OF VEHICLES	TOTAL REVENUE	NUMBER OF VEHICLES	TOTAL REVENUE
7,771,357	\$ 12,527,026.00 (189,380.33)	7,835,621	\$ 14,138,989.00 (26,866.90)	<b>Passenger Discounts *</b>	666,702	\$ 1,208,231.50 (871.50)	653,426	\$ 1,041,345.25 (17,404.68)
7,771,357	\$ 12,337,645.67	7,835,621	\$ 14,112,122.10	<b>TOTAL PASSENGER</b>	666,702	\$ 1,207,360.00	653,426	\$ 1,023,940.57
339,844	3,115,802.00	365,451	3,350,743.00	<b>2-Axle Trucks</b>	29,773	273,096.00	26,763	245,044.00
163,502	2,235,121.50	159,972	2,188,452.00	<b>3-Axle Trucks</b>	13,548	185,578.50	12,820	175,350.00
233,045	4,246,930.00	222,074	4,055,130.00	<b>4-Axle Trucks</b>	15,990	291,996.00	16,927	307,998.00
2,443,635	55,607,772.50	2,555,243	58,159,405.00	<b>5-Axle Trucks</b>	208,409	4,749,097.50	199,541	4,537,837.50
58,155	1,577,721.00	59,180	1,605,015.00	<b>6-Axle Trucks</b>	4,059	110,109.00	4,504	121,905.00
1,129	38,384.00	1,647	55,665.00	<b>7-Axle Trucks</b>	116	4,061.00	87	2,954.50
3,239,310	\$ 66,821,731.00	3,363,567	\$ 69,414,410.00	<b>TOTAL TRUCKS</b>	271,895	\$ 5,613,938.00	260,642	\$ 5,391,089.00
11,010,667	\$ 79,159,376.67	11,199,188	\$ 83,526,532.10	<b>TOTAL TOLL VEHICLES</b>	938,597	\$ 6,821,298.00	914,068	\$ 6,415,029.57
30,166	\$ 216,875.00	30,599	\$ 228,214.57	<b>DAILY AVERAGE</b>	30,277	\$ 220,041.87	29,486	\$ 206,936.44
<b>Rate Change</b>				<b>Rate Change</b>				
<b>Traffic (toll)</b>		1.71%		<b>Traffic (toll)</b>		2.68%		
Autos		0.83%		Autos		2.03%		
Trucks		3.84%		Trucks		4.32%		
<b>Revenue</b>				<b>Revenue</b>				
Autos		5.52%		Autos		6.33%		
Trucks		14.38%		Trucks		17.91%		
		3.88%				4.13%		

DELAWARE RIVER JOINT TOLL BRIDGE COMMISSION  
 EASTON - PHILLIPSBURG TOLL BRIDGE  
 COMPARATIVE STATEMENT OF TOLL TRAFFIC AND REVENUE

**DECEMBER 2024**

JANUARY 1, 2023 DECEMBER 31, 2023 365 DAYS		JANUARY 1, 2024 DECEMBER 31, 2024 366 DAYS		MONTH OF DECEMBER 2024 31 DAYS		MONTH OF DECEMBER 2023 31 DAYS		
NUMBER OF VEHICLES	TOTAL REVENUE	NUMBER OF VEHICLES	TOTAL REVENUE	VEHICLE CLASS	NUMBER OF VEHICLES	TOTAL REVENUE	NUMBER OF VEHICLES	TOTAL REVENUE
5,027,583	\$ 7,581,072.25 (146,889.73)	4,937,936	\$ 8,490,965.00 (41,296.76)	<b>Passenger Discounts *</b>	413,204	\$ 711,592.25 (2,550.00)	423,339	\$ 633,966.50 (13,457.87)
5,027,583	\$ 7,434,182.52	4,937,936	\$ 8,449,668.24	<b>TOTAL PASSENGER</b>	413,204	\$ 709,042.25	423,339	\$ 620,508.63
137,759	1,259,684.00	142,940	1,308,465.00	<b>2-Axle Trucks</b>	11,425	104,697.00	10,249	93,667.00
32,112	438,255.00	39,271	540,492.00	<b>3-Axle Trucks</b>	3,178	43,960.50	2,704	37,101.00
33,069	604,584.00	34,214	625,206.00	<b>4-Axle Trucks</b>	2,218	40,646.00	2,669	48,782.00
158,313	3,609,085.00	178,137	4,066,877.50	<b>5-Axle Trucks</b>	15,535	354,685.00	14,988	341,790.00
1,787	48,516.00	1,929	52,644.00	<b>6-Axle Trucks</b>	159	4,329.00	158	4,293.00
122	3,897.00	41	1,319.50	<b>7-Axle Trucks</b>	2	63.00	1	31.50
363,162	\$ 5,964,021.00	396,532	\$ 6,595,004.00	<b>TOTAL TRUCKS</b>	32,517	\$ 548,380.50	30,769	\$ 525,664.50
5,390,745	\$ 13,398,203.52	5,334,468	\$ 15,044,672.24	<b>TOTAL TOLL VEHICLES</b>	445,721	\$ 1,257,422.75	454,108	\$ 1,146,173.13
14,769	\$ 36,707.41	14,575	\$ 41,105.66	<b>DAILY AVERAGE</b>	14,378	\$ 40,562.02	14,649	\$ 36,973.33
<b>Rate Change</b>				<b>Rate Change</b>				
<b>Traffic (toll)</b>		-1.04%		<b>Traffic (toll)</b>		-1.85%		
Autos		-1.78%		Autos		-2.39%		
Trucks		9.19%		Trucks		5.68%		
<b>Revenue</b>		12.29%		<b>Revenue</b>		9.71%		
Autos		13.66%		Autos		14.27%		
Trucks		10.58%		Trucks		4.32%		

DELAWARE RIVER JOINT TOLL BRIDGE COMMISSION  
 PORTLAND - COLUMBIA TOLL BRIDGE  
 COMPARATIVE STATEMENT OF TOLL TRAFFIC AND REVENUE

**DECEMBER 2024**

JANUARY 1, 2023 DECEMBER 31, 2023 365 DAYS		JANUARY 1, 2024 DECEMBER 31, 2024 366 DAYS		MONTH OF DECEMBER 2024 31 DAYS		MONTH OF DECEMBER 2023 31 DAYS		
NUMBER OF VEHICLES	TOTAL REVENUE	NUMBER OF VEHICLES	TOTAL REVENUE	VEHICLE CLASS	NUMBER OF VEHICLES	TOTAL REVENUE	NUMBER OF VEHICLES	TOTAL REVENUE
1,247,836	\$ 1,946,731.25 (48,925.82)	1,166,581	\$ 2,013,070.25 (47,861.36)	<b>Passenger Discounts *</b>	80,859	\$ 136,782.00 (3,823.00)	97,514	\$ 149,545.50 (3,619.41)
1,247,836	\$ 1,897,805.43	1,166,581	\$ 1,965,208.89	<b>TOTAL PASSENGER</b>	80,859	\$ 132,959.00	97,514	\$ 145,926.09
28,530	261,768.00	37,036	337,108.00	<b>2-Axle Trucks</b>	2,879	26,010.00	2,617	23,870.00
12,326	169,480.50	13,736	188,121.00	<b>3-Axle Trucks</b>	872	11,931.00	832	11,365.50
47,317	865,088.00	46,154	844,748.00	<b>4-Axle Trucks</b>	2,941	54,158.00	2,657	48,624.00
48,025	1,090,270.00	48,267	1,098,082.50	<b>5-Axle Trucks</b>	3,051	69,480.00	3,740	84,880.00
331	9,042.00	400	10,971.00	<b>6-Axle Trucks</b>	37	1,020.00	39	1,071.00
25	798.00	12	385.00	<b>7-Axle Trucks</b>	2	63.00	3	94.50
136,554	\$ 2,396,446.50	145,605	\$ 2,479,415.50	<b>TOTAL TRUCKS</b>	9,782	\$ 162,662.00	9,888	\$ 169,905.00
1,384,390	\$ 4,294,251.93	1,312,186	\$ 4,444,624.39	<b>TOTAL TOLL VEHICLES</b>	90,641	\$ 295,621.00	107,402	\$ 315,831.09
3,793	\$ 11,765.07	3,585	\$ 12,143.78	<b>DAILY AVERAGE</b>	2,924	\$ 9,536.16	3,465	\$ 10,188.10
<b>Rate Change</b>				<b>Rate Change</b>				
<b>Traffic (toll)</b>		-5.22%		<b>Traffic (toll)</b>		-15.61%		
Autos		-6.51%		Autos		-17.08%		
Trucks		6.63%		Trucks		-1.07%		
<b>Revenue</b>		3.50%		<b>Revenue</b>		-6.40%		
Autos		3.55%		Autos		-8.89%		
Trucks		3.46%		Trucks		-4.26%		

DELAWARE RIVER JOINT TOLL BRIDGE COMMISSION  
 DELAWARE WATER GAP TOLL BRIDGE  
 COMPARATIVE STATEMENT OF TOLL TRAFFIC AND REVENUE

**DECEMBER 2024**

JANUARY 1, 2023 DECEMBER 31, 2023 365 DAYS		JANUARY 1, 2024 DECEMBER 31, 2024 366 DAYS		MONTH OF DECEMBER 2024 31 DAYS		MONTH OF DECEMBER 2023 31 DAYS		
NUMBER OF VEHICLES	TOTAL REVENUE	NUMBER OF VEHICLES	TOTAL REVENUE	VEHICLE CLASS	NUMBER OF VEHICLES	TOTAL REVENUE	NUMBER OF VEHICLES	TOTAL REVENUE
8,082,610	\$ 13,151,749.50	8,050,287	\$ 14,643,162.25	<b>Passenger</b>	646,606	\$ 1,184,012.75	653,902	\$ 1,058,464.00
	(204,195.65)		(47,097.75)	<b>Discounts *</b>	-	(2,388.50)	-	(18,885.00)
8,082,610	\$ 12,947,553.85	8,050,287	\$ 14,596,064.50	<b>TOTAL PASSENGER</b>	646,606	\$ 1,181,624.25	653,902	\$ 1,039,579.00
257,713	2,368,043.00	283,667	2,601,479.00	<b>2-Axle Trucks</b>	21,911	200,874.00	20,807	190,976.00
88,298	1,207,246.50	87,610	1,198,498.50	<b>3-Axle Trucks</b>	7,038	96,178.50	7,275	99,504.00
100,202	1,832,440.00	72,583	1,328,222.00	<b>4-Axle Trucks</b>	5,253	96,158.00	7,835	142,636.00
1,145,766	26,093,595.00	1,208,482	27,542,802.50	<b>5-Axle Trucks</b>	95,335	2,175,557.50	90,788	2,067,412.50
27,820	754,902.00	29,314	795,288.00	<b>6-Axle Trucks</b>	1,853	50,430.00	2,044	55,380.00
1,050	37,292.00	1,047	37,268.00	<b>7-Axle Trucks</b>	110	3,870.50	95	3,450.50
1,620,849	\$ 32,293,518.50	1,682,703	\$ 33,503,558.00	<b>TOTAL TRUCKS</b>	131,500	\$ 2,623,068.50	128,844	\$ 2,559,359.00
9,703,459	\$ 45,241,072.35	9,732,990	\$ 48,099,622.50	<b>TOTAL TOLL VEHICLES</b>	778,106	\$ 3,804,692.75	782,746	\$ 3,598,938.00
26,585	\$ 123,948.14	26,593	\$ 131,419.73	<b>DAILY AVERAGE</b>	25,100	\$ 122,732.02	25,250	\$ 116,094.77
<b>Rate Change</b>				<b>Rate Change</b>				
<b>Traffic (toll)</b>		0.30%		<b>Traffic (toll)</b>		-0.59%		
Autos		-0.40%		Autos		-1.12%		
Trucks		3.82%		Trucks		2.06%		
<b>Revenue</b>				<b>Revenue</b>				
Autos		12.73%		Autos		13.66%		
Trucks		3.75%		Trucks		2.49%		

DELAWARE RIVER JOINT TOLL BRIDGE COMMISSION  
MILFORD - MONTAGUE TOLL BRIDGE  
COMPARATIVE STATEMENT OF TOLL TRAFFIC AND REVENUE

**DECEMBER 2024**

JANUARY 1, 2023 DECEMBER 31, 2023 365 DAYS		JANUARY 1, 2024 DECEMBER 31, 2024 366 DAYS		MONTH OF DECEMBER 2024 31 DAYS		MONTH OF DECEMBER 2023 31 DAYS			
NUMBER OF VEHICLES	TOTAL REVENUE	NUMBER OF VEHICLES	TOTAL REVENUE	VEHICLE CLASS	NUMBER OF VEHICLES	TOTAL REVENUE	NUMBER OF VEHICLES	TOTAL REVENUE	
1,181,904	\$ 1,869,570.75	1,169,586	\$ 2,034,462.25	<b>Passenger</b>	84,589	\$ 143,832.25	90,669	\$ 142,023.25	
	(54,024.75)		(48,238.36)	<b>Discounts *</b>		(4,917.50)		(4,944.33)	
1,181,904	\$ 1,815,546.00	1,169,586	\$ 1,986,223.89	<b>TOTAL PASSENGER</b>	84,589	\$ 138,914.75	90,669	\$ 137,078.92	
26,788	246,222.00	32,996	301,530.00	<b>2-Axle Trucks</b>	2,742	25,031.00	2,317	21,204.00	
3,593	49,573.50	3,833	52,914.00	<b>3-Axle Trucks</b>	193	2,689.50	182	2,499.00	
2,735	50,550.00	2,386	44,098.00	<b>4-Axle Trucks</b>	116	2,130.00	161	2,980.00	
7,651	174,550.00	7,689	175,485.00	<b>5-Axle Trucks</b>	578	13,180.00	576	13,112.50	
239	6,495.00	385	10,467.00	<b>6-Axle Trucks</b>	32	870.00	10	273.00	
3	98.00	9	304.50	<b>7-Axle Trucks</b>			-	-	
41,009	\$ 527,488.50	47,298	\$ 584,798.50	<b>TOTAL TRUCKS</b>	3,661	\$ 43,900.50	3,246	\$ 40,068.50	
1,222,913	\$ 2,343,034.50	1,216,884	\$ 2,571,022.39	<b>TOTAL TOLL VEHICLES</b>	88,250	\$ 182,815.25	93,915	\$ 177,147.42	
3,350	\$ 6,419.27	3,325	\$ 7,024.65	<b>DAILY AVERAGE</b>	2,847	\$ 5,897.27	3,030	\$ 5,714.43	
<b>Rate Change</b>						<b>Rate Change</b>			
<b>Traffic (toll)</b>						<b>Traffic (toll)</b>			
Autos						Autos			
Trucks						Trucks			
<b>Revenue</b>						<b>Revenue</b>			
Autos						Autos			
Trucks						Trucks			



## Delaware River Joint Toll Bridge Commission Toll Supported Bridge - Westbound Traffic Counts

December 2024

Bridge	Westbound Volume					
	December 2024	December 2023	% Change	YTD 2024	YTD 2023	% Change
Lower Trenton	440,311	460,412	-4.4%	5,527,631	5,505,284	0.4%
Calhoun Street <sup>1</sup>	313,566	286,874	9.3%	3,739,967	3,442,874	8.6%
Washington Crossing	123,479	124,670	-1.0%	1,562,898	1,651,272	-5.4%
New Hope-Lambertville <sup>2</sup>	135,438	205,144	-34.0%	2,065,035	2,613,512	-21.0%
Centre Bridge-Stockton	80,338	76,056	5.6%	943,417	808,895	16.6%
Uhlerstown-Frenchtown <sup>3</sup>	91,159	91,641	-0.5%	1,034,409	1,010,630	2.4%
Upper Black Eddy-Milford <sup>3,4</sup>	53,547	57,388	-6.7%	624,827	648,296	-3.6%
Riegelsville	46,568	49,041	-5.0%	592,624	615,929	-3.8%
Northampton Street	379,212	365,916	3.6%	4,529,608	4,266,186	6.2%
Riverton-Belvidere	70,623	71,575	-1.3%	790,343	901,679	-12.3%
<b>Total</b>	<b>1,734,241</b>	<b>1,788,718</b>	<b>-3.0%</b>	<b>21,410,759</b>	<b>21,464,557</b>	<b>-0.3%</b>

**NOTES:**

1. There has been a significant increase in EB traffic due to several counter recalibrations throughout the year. Construction on US Route 29 in New Jersey in both directions may affect counts. Traffic counts will continue to be monitored monthly.

2. On January 30, 2024, eastbound traffic detour set in place due to construction under Contract No. TS-694A NH-L TSB Rehabilitation. Detour expected to remain in place into 2025. Eastbound traffic is detoured over the NH-L Toll Bridge. Counter was permanently relocated to the PA approach on September 9, 2024. Traffic counts will continue to be monitored monthly.

3. December 2023 traffic counts were inaccurate due to the counter under-counting vehicles. The increase from December 2023 to December 2024 was due to a recalibration, reconfiguration, and repositioning of the counter between June 13, 2024 and June 26, 2024, which has yielded more accurate counts to date. Traffic counts will continue to be monitored monthly. On August 1, 2024, CR 619 in New Jersey was closed due to bridge construction between the Uhlerstown-Frenchtown TSB and the Upper Black Eddy-Milford TSB. This portion of CR 619 was reopened to traffic on December 20, 2024.

4. Total traffic volume appears to be correct. However, based on the geometry on the bridge, the location of the traffic sensor, and the driving habits of motorists, we will continue to monitor the Eastbound/Westbound directional percentage split.

*\*Due to the narrowness of many of the toll-supported bridges, some vehicles drive over the centerline when there is no oncoming traffic, causing directional misclassification.*

*\*With the upgrade of the traffic counting sensors in 2023, there have been some significant drops in traffic counts at some locations. Commission Staff has been in communication with the vendor, Signal Service, and is working to adjust and verify the new sensors are reporting as accurate as possible. In doing so, we have identified the previous counters may have been inaccurate at times at some of the locations. This could be caused by a number of factors including being out of calibration, double counting due to microwave reflections and/or driver behavior (i.e. straddling the lane line when no opposing traffic is coming) and also the geometry at those specific sites. Signal Service has been to the sites and verified counts and the newer sensors are within a margin of error of 5-7%. Sites where our counts are 10-15% lower than previous years are believed to be as a result of more accurate counts. Sites with counts greater than 15% differences from last year are being examined, will be visited and recalibrated, or counter hardware will be physically moved to see if we can achieve better results. Once Signal Service and the Commission Staff agree the counts are accurate, they will serve as a new baseline for our traffic counts. Going forward, Signal Service will perform routine recalibrations and documented verification counts quarterly at the sites to assure the Commission that the counters are recording traffic accurately.*



## Delaware River Joint Toll Bridge Commission Toll-Supported Bridge Traffic Counts December 2024

Bridge	Eastbound				Westbound				Total Volume	
	December 2024		December 2023		December 2024		December 2023		December 2024	December 2023
	Volume	% of Total	Volume	% of Total	Volume	% of Total	Volume	% of Total		
Lower Trenton	79,106	15.2%	80,220	14.8%	440,311	84.8%	460,412	85.2%	519,417	540,632
Calhoun Street <sup>1</sup>	209,116	40.0%	66,188	18.7%	313,566	60.0%	286,874	81.3%	522,682	353,062
Washington Crossing	70,042	36.2%	61,417	33.0%	123,479	63.8%	124,670	67.0%	193,521	186,087
New Hope-Lambertville <sup>2</sup>	-	0.0%	156,231	43.2%	135,438	100.0%	205,144	56.8%	135,438	361,375
Centre Bridge-Stockton	62,551	43.8%	55,592	42.2%	80,338	56.2%	76,056	57.8%	142,889	131,648
Uhlerstown-Frenchtown <sup>3</sup>	80,476	46.9%	41,787	31.3%	91,159	53.1%	91,641	68.7%	171,635	133,428
Upper Black Eddy-Milford <sup>3,4</sup>	67,033	55.6%	47,123	45.1%	53,547	44.4%	57,388	54.9%	120,580	104,511
Riegelsville	38,247	45.1%	41,513	45.8%	46,568	54.9%	49,041	54.2%	84,815	90,554
Northampton Street	163,972	30.2%	159,011	30.3%	379,212	69.8%	365,916	69.7%	543,184	524,927
Riverton-Belvidere	49,388	41.2%	42,921	37.5%	70,623	58.8%	71,575	62.5%	120,011	114,496
<b>Total</b>	<b>819,931</b>	<b>32.1%</b>	<b>752,003</b>	<b>29.6%</b>	<b>1,734,241</b>	<b>67.9%</b>	<b>1,788,718</b>	<b>70.4%</b>	<b>2,554,172</b>	<b>2,540,721</b>

**NOTES:**

1. There has been a significant increase in EB traffic due to several counter recalibrations throughout the year. Construction on US Route 29 in New Jersey in both directions may affect counts. Traffic counts will continue to be monitored monthly.
2. On January 30, 2024, eastbound traffic detour set in place due to construction under Contract No. TS-694A NH-L TSB Rehabilitation. Detour expected to remain in place into 2025. Eastbound traffic is detoured over the NH-L Toll Bridge. Counter was permanently relocated to the PA approach on 9/9/24. Traffic counts will continue to be monitored monthly.
3. December 2023 traffic counts were inaccurate due to the counter under-counting vehicles. The increase from December 2023 to December 2024 was due to a recalibration, reconfiguration, and repositioning of the counter between June 13, 2024 and June 26, 2024, which has yielded more accurate counts to date. Traffic counts will continue to be monitored monthly. On August 1, 2024, CR 619 in New Jersey was closed due to bridge construction between the Uhlerstown-Frenchtown TSB and the Upper Black Eddy-Milford TSB. This portion of CR 619 was reopened to traffic on December 20, 2024.
4. Total traffic volume appears to be correct. However, based on the geometry on the bridge, the location of the traffic sensor, and the driving habits of motorists, we will continue to monitor the Eastbound/Westbound directional percentage split.

*\*Due to the narrowness of many of the toll-supported bridges, some vehicles drive over the centerline when there is no oncoming traffic, causing directional misclassification.*

*\*With the upgrade of the traffic counting sensors in 2023, there have been some significant drops in traffic counts at some locations. Commission Staff has been in communication with the vendor, Signal Service, and is working to adjust and verify the new sensors are reporting as accurate as possible. In doing so, we have identified the previous counters may have been inaccurate at times at some of the locations. This could be caused by a number of factors including being out of calibration, double counting due to microwave reflections and/or driver behavior (i.e. straddling the lane line when no opposing traffic is coming) and also the geometry at those specific sites. Signal Service has been to the sites and verified counts and the newer sensors are within a margin of error of 5-7%. Sites where our counts are 10-15% lower than previous years are believed to be as a result of more accurate counts. Sites with counts greater than 15% differences from last year are being examined, will be visited and recalibrated, or counter hardware will be physically moved to see if we can achieve better results. Once Signal Service and the Commission Staff agree the counts are accurate, they will serve as a new baseline for our traffic counts. Going forward, Signal Service will perform routine recalibrations and documented verification counts quarterly at the sites to assure the Commission that the counters are recording traffic accurately.*



## Delaware River Joint Toll Bridge Commission Toll Supported Bridge - Two Way Traffic Counts

December 2024

Bridge	Total Volume					
	December 2024	December 2023	% Change	YTD 2024	YTD 2023	% Change
Lower Trenton	519,417	540,632	-3.9%	6,579,917	6,494,020	1.3%
Calhoun Street <sup>1</sup>	522,682	353,062	48.0%	6,175,380	4,969,518	24.3%
Washington Crossing	193,521	186,087	4.0%	2,433,393	2,609,703	-6.8%
New Hope-Lambertville <sup>2</sup>	135,438	361,375	-62.5%	2,186,048	4,455,814	-50.9%
Centre Bridge-Stockton	142,889	131,648	8.5%	1,689,490	1,496,619	12.9%
Uhlerstown-Frenchtown <sup>3</sup>	171,635	133,428	28.6%	1,778,984	1,544,632	15.2%
Upper Black Eddy-Milford <sup>3,4</sup>	120,580	104,511	15.4%	1,413,657	1,271,238	11.2%
Riegelsville	84,815	90,554	-6.3%	1,066,664	1,130,386	-5.6%
Northampton Street	543,184	524,927	3.5%	6,503,027	6,045,269	7.6%
Riverton-Belvidere	120,011	114,496	4.8%	1,494,173	1,505,595	-0.8%
<b>Total</b>	<b>2,554,172</b>	<b>2,540,721</b>	<b>0.5%</b>	<b>31,320,733</b>	<b>31,522,794</b>	<b>-0.6%</b>

**NOTES:**

1. There has been a significant increase in EB traffic due to several counter recalibrations throughout the year. Construction on US Route 29 in New Jersey in both directions may affect counts. Traffic counts will continue to be monitored monthly.

2. On January 30, 2024, eastbound traffic detour set in place due to construction under Contract No. TS-694A NH-L TSB Rehabilitation. Detour expected to remain in place into 2025. Eastbound traffic is detoured over the NH-L Toll Bridge. Counter was permanently relocated to the PA approach on September 9, 2024. Traffic counts will continue to be monitored monthly.

3. December 2023 traffic counts were inaccurate due to the counter under-counting vehicles. The increase from December 2023 to December 2024 was due to a recalibration, reconfiguration, and repositioning of the counter between June 13, 2024 and June 26, 2024, which has yielded more accurate counts to date. Traffic counts will continue to be monitored monthly. On August 1, 2024, CR 619 in New Jersey was closed due to bridge construction between the Uhlerstown-Frenchtown TSB and the Upper Black Eddy-Milford TSB. This portion of CR 619 was reopened to traffic on December 20, 2024.

4. Total traffic volume appears to be correct. However, based on the geometry on the bridge, the location of the traffic sensor, and the driving habits of motorists, we will continue to monitor the Eastbound/Westbound directional percentage split.

*\*Due to the narrowness of many of the toll-supported bridges, some vehicles drive over the centerline when there is no oncoming traffic, causing directional misclassification.*

*\*With the upgrade of the traffic counting sensors in 2023, there have been some significant drops in traffic counts at some locations. Commission Staff has been in communication with the vendor, Signal Service, and is working to adjust and verify the new sensors are reporting as accurate as possible. In doing so, we have identified the previous counters may have been inaccurate at times at some of the locations. This could be caused by a number of factors including being out of calibration, double counting due to microwave reflections and/or driver behavior (i.e. straddling the lane line when no opposing traffic is coming) and also the geometry at those specific sites. Signal Service has been to the sites and verified counts and the newer sensors are within a margin of error of 5-7%. Sites where our counts are 10-15% lower than previous years are believed to be as a result of more accurate counts. Sites with counts greater than 15% differences from last year are being examined, will be visited and recalibrated, or counter hardware will be physically moved to see if we can achieve better results. Once Signal Service and the Commission Staff agree the counts are accurate, they will serve as a new baseline for our traffic counts. Going forward, Signal Service will perform routine recalibrations and documented verification counts quarterly at the sites to assure the Commission that the counters are recording traffic accurately.*



## Delaware River Joint Toll Bridge Commission Toll Bridge - Two Way Traffic Counts December 2024

Bridge	Total Volume (all classes)					
	December 2024	December 2023	% Change	YTD 2024	YTD 2023	% Change
Trenton-Morrisville <sup>1</sup>	1,556,290	1,557,725	-0.1%	19,378,387	19,469,014	-0.5%
Scudder Falls	1,383,599	1,332,123	3.9%	16,790,781	15,894,511	5.6%
New Hope-Lambertville <sup>2</sup>	421,778	351,770	19.9%	5,045,361	4,048,712	24.6%
Interstate 78 <sup>3</sup>	2,019,688	1,956,399	3.2%	23,748,647	23,247,856	2.2%
Easton - Phillipsburg	1,037,623	1,042,118	-0.4%	12,489,013	12,493,791	0.0%
Portland-Columbia <sup>4</sup>	193,008	219,624	-12.1%	2,776,096	2,884,953	-3.8%
Delaware Water Gap <sup>4</sup>	1,557,628	1,593,860	-2.3%	19,516,657	19,406,802	0.6%
Milford - Montague	186,344	193,882	-3.9%	2,541,755	2,545,934	-0.2%
<b>Total</b>	<b>8,355,958</b>	<b>8,247,501</b>	<b>1.3%</b>	<b>102,286,697</b>	<b>99,991,573</b>	<b>2.3%</b>

**NOTES:**

1. Construction for Contract T-746A Trenton-Morrisville TB Roadway Paving & Deck Sealing Improvements began on July 25, 2024, with daily lane closings between 7AM and 3PM. Substantial Completion was reached on October 31, 2024. Periodic lane closures continued into December 2024.

2. On January 30, 2024, eastbound traffic detour set in in place due to construction under Contract No. TS-694A NH-L TSB Rehabilitation. Detour expected to remain in place into 2025. Eastbound traffic from the TSB is detoured over the NH-L Toll Bridge, resulting in an increase of Eastbound traffic over the toll bridge.

3. Construction for Contract T-766A I-78 NJ Roadway Rehabilitation and Power & Communication Infrastructure Improvements began on April 15, 2024. Work includes daily and nightly lane closures.

4. On December 6, 2022, a portion of Route 611 North of Portland was closed indefinitely after a rockfall occurred in Delaware Water Gap Borough. On November 9, 2024, this portion of Route 611 was re-opened to traffic in a long-term temporary configuration of one lane, alternating via traffic signals. It will remain in this configuration until a permanent solution is decided on in the future.

## DELAWARE RIVER JOINT TOLL BRIDGE COMMISSION

Meeting of January 27<sup>th</sup>, 2025

### STATISTICAL SUMMARY OF EXPENDITURES

There follow reports entitled “**Budget vs Actual**” covering the month of December 2024 and the entire fiscal year 2024 relative to Toll Bridges, Toll Supported Bridges and Administration Departments.

Total operating expense totaled \$6,657,921 for the month of December. For the 2024 fiscal year, total expense amounted to \$83,809,872 which represents 87.15% of the operating budget.

During 2024 year-end closing, accrual adjustments were made for unused sick (\$56,338), earned vacation time (\$168,949), as well as payroll and pension expenses (\$316,918).

2024 budget surplus totaled \$12,359,643 due to savings in Overtime Wages by \$949,407, Pension Contribution by \$1,249,181 and Healthcare Benefits Costs by \$3,619,735 as a result of lower medical/prescription insurance claims.

There was also surplus saving in Professional Services of \$899,387, and EZPass Operating Expenses by \$1,103,424.

With budget transfers made in year 2024, all expense line items finished the year as surplus

**Delaware River Joint Toll Bridge Commission**  
**Budget vs Actual**  
**For the Twelve Months Ending December 31, 2024**

**TOTAL COMMISSION**

	<b>Annual Budget 2024</b>	<b>YTD Budget 2024</b>	<b>Expended For The Month</b>	<b>Expended Year To Date</b>	<b>Encumbered</b>	<b>Remaining Annual Budget</b>
Regular Employee Salaries	\$27,318,225	27,318,225	\$2,589,693	\$27,083,563	\$0	\$234,662
Part-Time Employee Wages	1,080,414	1,080,414	67,300	961,514	0	118,900
Overtime Wages	1,153,705	1,153,705	27,826	204,298	0	949,407
Pension Contributions	9,763,609	9,763,609	718,362	8,514,428	0	1,249,181
FICA Contributions	2,368,677	2,368,677	183,888	2,214,085	0	154,592
Regular Employee Healthcare Benefits	15,006,387	15,006,387	959,020	11,386,652	0	3,619,735
Life Insurance Benefits	302,454	302,454	23,537	283,673	0	18,781
Unemployment Compensation Benefits	44,100	44,100	0	(17,362)	0	61,462
Utility Expense	939,478	939,478	119,736	790,832	0	148,646
Office Expense	397,071	397,071	40,035	295,965	0	101,106
Telecommunication Expense	1,617,515	1,617,515	107,197	1,326,937	0	290,578
Information Technology Expense	1,188,174	1,188,174	66,749	998,060	0	190,114
Professional Development/Meetings	538,814	538,814	10,828	210,421	0	328,393
Vehicle Maintenance Expense and Fuel	755,914	755,914	87,106	591,317	0	164,597
Operations Maintenance Expense	2,278,520	2,278,520	269,681	1,727,293	0	551,226
ESS Operating Maintenance Expense	1,444,798	1,444,798	70,680	893,119	0	551,679
Commission Expense	25,948	25,948	1,612	15,566	0	10,383
Toll Collection Expense	132,676	132,676	5,501	71,536	0	61,140
Uniform Expense	328,045	328,045	13,841	123,958	0	204,087
Business Insurance	6,000,038	6,000,038	393,791	5,491,959	0	508,079
Licenses & Inspections Expense	21,685	21,685	769	13,587	0	8,099
Advertising	64,458	64,458	1,179	31,969	0	32,489
Professional Services	2,049,112	2,049,112	139,585	1,149,725	0	899,387
State Police Bridge Security	7,549,437	7,549,437	616,455	7,263,349	0	286,088
ETC Equip/Traffic Counter Maint	1,481,000	1,481,000	101,836	1,221,505	0	259,495
General Contingency	500,000	500,000	71,971	246,087	0	253,913
ETC Operating Expense	11,819,261	11,819,261	984,534	10,715,837	0	1,103,424
<b>Total</b>	<b>\$96,169,515</b>	<b>\$96,169,515</b>	<b>\$7,672,712</b>	<b>\$83,809,872</b>	<b>\$0</b>	<b>\$12,359,643</b>

**Delaware River Joint Toll Bridge Commission**  
**Budget vs Actual**  
**For the Twelve Months Ending December 31, 2024**

**ADMINISTRATION\***

	<b>Annual Budget 2024</b>	<b>YTD Budget 2024</b>	<b>Expended For The Month</b>	<b>Expended Year To Date</b>	<b>Encumbered</b>	<b>Remaining Annual Budget</b>
<b>OPERATING EXPENSE</b>						
Regular Employee Salaries	\$6,119,299	6,119,299	\$643,919	\$6,169,043	\$0	\$(49,744)
Part-Time Employee Wages	72,000	72,000	0	0	0	72,000
Overtime Wages	10,101	10,101	0	217	0	9,884
Pension Contributions	1,997,991	1,997,991	151,150	1,755,887	0	242,103
FICA Contributions	474,407	474,407	34,189	443,161	0	31,246
Regular Employee Healthcare Benefits	2,551,088	2,551,088	155,799	1,860,436	0	690,652
Life Insurance Benefits	66,030	66,030	5,278	61,999	0	4,030
Unemployment Compensation Benefits	44,100	44,100	0	(17,362)	0	61,462
Utility Expense	137,400	137,400	20,964	129,779	0	7,621
Office Expense	287,801	287,801	31,584	224,104	0	63,697
Telecommunication Expense	160,919	160,919	8,857	104,822	0	56,097
Information Technology Expense	1,185,630	1,185,630	66,749	998,060	0	187,570
Professional Development/Meetings	404,327	404,327	8,385	179,546	0	224,781
Vehicle Maintenance Expense and Fuel	64,902	64,902	6,972	57,016	0	7,885
Operations Maintenance Expense	198,450	198,450	18,863	152,843	0	45,607
Commission Expense	25,948	25,948	1,612	15,566	0	10,383
Uniform Expense	9,597	9,597	2,075	6,626	0	2,971
Business Insurance	501,136	501,136	25,346	173,640	0	327,496
Licenses & Inspections Expense	500	500	0	104	0	396
Advertising	64,458	64,458	1,179	31,969	0	32,489
Professional Services	1,364,112	1,364,112	91,137	872,926	0	491,186
General Contingency	500,000	500,000	71,971	246,087	0	253,913
<b>OPERATING EXPENSE SUBTOTAL</b>	<b>\$16,240,196</b>	<b>\$16,240,196</b>	<b>\$1,346,029</b>	<b>\$13,466,472</b>	<b>\$0</b>	<b>\$2,773,725</b>
<b>ADM OPS AIIOCATION</b>						
TES Allocation			(120,279)	(1,410,927)		
<b>ADM OPS AIIOCATION SUBTOTAL</b>			<b>(\$120,279)</b>	<b>(\$1,410,927)</b>		
			<b>\$0</b>	<b>\$0</b>		
<b>TOTAL EXPENSES</b>			<b>\$1,225,750</b>	<b>\$12,055,545</b>		

\* Includes Executive, Human Resources, Accounting, EZPass, Purchasing, Information Technology, Community Affairs, Contract/Compliance, and Training & Employee Safety.

**Delaware River Joint Toll Bridge Commission**  
**Budget vs Actual**  
**For the Twelve Months Ending December 31, 2024**

**ADMINISTRATION - OPERATIONS\***

	<b>Annual Budget 2024</b>	<b>YTD Budget 2024</b>	<b>Expended For The Month</b>	<b>Expended Year To Date</b>	<b>Encumbered</b>	<b>Remaining Annual Budget</b>
<b>OPERATING EXPENSE</b>						
Regular Employee Salaries	\$4,128,770	4,128,770	\$470,002	\$4,188,315	\$0	\$(59,544)
Part-Time Employee Wages	62,000	62,000	0	43,656	0	18,344
Overtime Wages	164,649	164,649	6,613	52,769	0	111,880
Pension Contributions	1,871,122	1,871,122	159,884	1,673,712	0	197,410
FICA Contributions	441,112	441,112	32,755	421,527	0	19,584
Regular Employee Healthcare Benefits	2,261,116	2,261,116	157,521	1,819,419	0	441,697
Life Insurance Benefits	57,977	57,977	4,740	56,633	0	1,344
Utility Expense	76,000	76,000	4,255	54,829	0	21,171
Office Expense	53,678	53,678	6,072	36,744	0	16,934
Telecommunication Expense	176,203	176,203	6,293	102,356	0	73,847
Professional Development/Meetings	111,925	111,925	2,303	29,289	0	82,636
Vehicle Maintenance Expense and Fuel	162,502	162,502	8,846	119,013	0	43,489
Operations Maintenance Expense	418,403	418,403	34,233	281,521	0	136,882
ESS Operating Maintenance Expense	1,444,798	1,444,798	70,680	893,119	0	551,679
Toll Collection Expense	265	265	0	0	0	265
Uniform Expense	60,005	60,005	5,528	43,267	0	16,738
Business Insurance	217,330	217,330	11,575	211,040	0	6,290
Licenses & Inspections Expense	2,515	2,515	64	2,001	0	514
Professional Services	685,000	685,000	48,448	276,799	0	408,201
<b>OPERATING EXPENSE SUBTOTAL</b>	<b>\$12,395,370</b>	<b>\$12,395,370</b>	<b>\$1,029,811</b>	<b>\$10,306,009</b>	<b>\$0</b>	<b>\$2,089,361</b>
<b>ADM OPS AIIOCATION</b>						
TES Allocation			14,667	169,830		
Toll Operation Allocation			(88,257)	(949,264)		
Bridge Maint Allocation			(264,639)	(2,941,055)		
PSBS Allocation			(458,440)	(4,998,105)		
<b>ADM OPS AIIOCATION SUBTOTAL</b>			<b>(\$796,668)</b>	<b>(\$8,718,595)</b>		
<b>TOTAL EXPENSES</b>			<b>\$233,143</b>	<b>\$1,587,414</b>		

\* Includes Engineering, Maintenance/Toll Operation, Southern Region Maintenance Center, Public Safety and Bridge Security.

**Delaware River Joint Toll Bridge Commission**  
**Budget vs Actual**  
**For the Twelve Months Ending December 31, 2024**

**SOUTHERN REGION TOLL BRIDGE**

	<b>Annual Budget 2024</b>	<b>YTD Budget 2024</b>	<b>Expended For The Month</b>	<b>Expended Year To Date</b>	<b>Encumbered</b>	<b>Remaining Annual Budget</b>
<b>OPERATING EXPENSE</b>						
Regular Employee Salaries	\$3,707,770	3,707,770	\$313,081	\$3,613,888	\$0	\$93,882
Part-Time Employee Wages	291,694	291,694	24,801	289,571	0	2,122
Overtime Wages	272,065	272,065	4,912	32,106	0	239,958
Pension Contributions	1,310,699	1,310,699	89,159	1,047,535	0	263,164
FICA Contributions	324,458	324,458	25,180	297,920	0	26,537
Regular Employee Healthcare Benefits	2,107,820	2,107,820	129,577	1,555,298	0	552,521
Life Insurance Benefits	39,471	39,471	2,810	35,466	0	4,005
Utility Expense	242,105	242,105	33,795	209,941	0	32,163
Office Expense	11,446	11,446	573	8,909	0	2,537
Telecommunication Expense	197,390	197,390	9,265	144,253	0	53,137
Information Technology Expense	179	179	0	0	0	179
Professional Development/Meetings	3,144	3,144	0	100	0	3,045
Vehicle Maintenance Expense and Fuel	151,895	151,895	17,089	86,006	0	65,890
Operations Maintenance Expense	454,156	454,156	29,053	391,704	0	62,452
Toll Collection Expense	36,305	36,305	1,861	20,632	0	15,673
Uniform Expense	83,132	83,132	2,069	21,156	0	61,976
Business Insurance	1,811,060	1,811,060	131,326	1,758,111	0	52,948
Licenses & Inspections Expense	3,307	3,307	128	2,369	0	938
State Police Bridge Security	2,262,636	2,262,636	184,831	2,178,051	0	84,586
ETC Equipment/Traffic Counter Maint	516,658	516,658	35,781	429,085	0	87,573
ETC Operating Expense	4,593,639	4,593,639	376,372	4,385,960	0	207,679
<b>OPERATING EXPENSE SUBTOTAL</b>	<b>\$18,421,028</b>	<b>\$18,421,028</b>	<b>\$1,411,664</b>	<b>\$16,508,064</b>	<b>\$0</b>	<b>\$1,912,964</b>
<b>ADM OPS AIIOCATION</b>						
TES Allocation			21,483	252,463		
Toll Operation Allocation			26,477	284,779		
Bridge Maint Allocation			118,869	1,332,636		
PSBS Allocation			116,622	1,288,517		
<b>ADM OPS AIIOCATION SUBTOTAL</b>			<b>\$283,451</b>	<b>\$3,158,395</b>		
<b>TOTAL EXPENSES</b>			<b>\$1,695,115</b>	<b>\$19,666,460</b>		

**Delaware River Joint Toll Bridge Commission**  
**Budget vs Actual**  
**For the Twelve Months Ending December 31, 2024**

**CENTRAL REGION TOLL BRIDGE**

	<b>Annual Budget 2024</b>	<b>YTD Budget 2024</b>	<b>Expended For The Month</b>	<b>Expended Year To Date</b>	<b>Encumbered</b>	<b>Remaining Annual Budget</b>
<b>OPERATING EXPENSE</b>						
Regular Employee Salaries	\$4,058,503	4,058,503	\$325,607	\$3,830,117	\$0	\$228,386
Part-Time Employee Wages	251,020	251,020	22,859	241,693	0	9,327
Overtime Wages	106,596	106,596	7,144	34,421	0	72,176
Pension Contributions	1,352,840	1,352,840	95,211	1,291,548	0	61,292
FICA Contributions	336,410	336,410	26,951	311,030	0	25,380
Regular Employee Healthcare Benefits	2,376,088	2,376,088	146,978	1,765,532	0	610,556
Life Insurance Benefits	42,957	42,957	3,070	39,432	0	3,524
Utility Expense	238,784	238,784	33,658	197,297	0	41,487
Office Expense	11,038	11,038	937	4,635	0	6,403
Telecommunication Expense	454,720	454,720	37,169	414,263	0	40,457
Information Technology Expense	1,003	1,003	0	0	0	1,003
Professional Development/Meetings	8,498	8,498	140	1,336	0	7,161
Vehicle Maintenance Expense and Fuel	187,573	187,573	30,432	174,210	0	13,363
Operations Maintenance Expense	601,841	601,841	141,422	512,923	0	88,917
Toll Collection Expense	54,609	54,609	2,748	33,879	0	20,729
Uniform Expense	59,952	59,952	104	24,257	0	35,695
Business Insurance	1,034,279	1,034,279	64,101	998,459	0	35,821
Licenses & Inspections Expense	4,247	4,247	137	2,965	0	1,283
State Police Bridge Security	2,051,910	2,051,910	167,641	1,974,640	0	77,270
ETC Equipment/Traffic Counter Maint	436,574	436,574	30,276	368,795	0	67,778
ETC Operating Expense	4,175,586	4,175,586	352,992	3,672,673	0	502,913
<b>OPERATING EXPENSE SUBTOTAL</b>	<b>\$17,845,028</b>	<b>\$17,845,028</b>	<b>\$1,489,578</b>	<b>\$15,894,105</b>	<b>\$0</b>	<b>\$1,950,922</b>
<b>ADM OPS AIIOCATION</b>						
TES Allocation			27,557	323,843		
Toll Operation Allocation			35,303	379,706		
Bridge Maint Allocation			34,212	370,283		
PSBS Allocation			74,832	831,211		
<b>ADM OPS AIIOCATION SUBTOTAL</b>			<b>\$171,905</b>	<b>\$1,905,043</b>		
<b>TOTAL EXPENSES</b>			<b>\$1,661,482</b>	<b>\$17,799,148</b>		

**Delaware River Joint Toll Bridge Commission**  
**Budget vs Actual**  
**For the Twelve Months Ending December 31, 2024**

**NORTHERN REGION TOLL BRIDGE**

	<b>Annual Budget 2024</b>	<b>YTD Budget 2024</b>	<b>Expended For The Month</b>	<b>Expended Year To Date</b>	<b>Encumbered</b>	<b>Remaining Annual Budget</b>
<b>OPERATING EXPENSE</b>						
Regular Employee Salaries	\$3,931,714	3,931,714	\$347,596	\$3,913,710	\$0	\$18,004
Part-Time Employee Wages	396,359	396,359	19,641	386,594	0	9,765
Overtime Wages	178,163	178,163	3,737	47,317	0	130,846
Pension Contributions	1,350,708	1,350,708	104,612	1,352,631	0	(1,924)
FICA Contributions	348,464	348,464	27,143	329,573	0	18,891
Regular Employee Healthcare Benefits	2,222,792	2,222,792	134,923	1,629,593	0	593,198
Life Insurance Benefits	41,498	41,498	3,057	37,823	0	3,675
Utility Expense	164,069	164,069	21,654	143,023	0	21,045
Office Expense	11,373	11,373	869	6,606	0	4,767
Telecommunication Expense	354,356	354,356	25,470	317,205	0	37,151
Information Technology Expense	1,362	1,362	0	0	0	1,362
Professional Development/Meetings	5,647	5,647	0	150	0	5,497
Vehicle Maintenance Expense and Fuel	188,166	188,166	23,441	154,735	0	33,431
Operations Maintenance Expense	392,251	392,251	21,978	262,148	0	130,103
Toll Collection Expense	41,498	41,498	892	17,024	0	24,474
Uniform Expense	68,244	68,244	542	15,933	0	52,311
Business Insurance	1,832,067	1,832,067	127,510	1,771,358	0	60,709
Licenses & Inspections Expense	4,420	4,420	376	4,108	0	313
State Police Bridge Security	1,425,919	1,425,919	116,250	1,370,201	0	55,718
ETC Equipment/Traffic Counter Maint	516,658	516,658	35,779	418,065	0	98,593
ETC Operating Expense	3,050,035	3,050,035	255,171	2,657,204	0	392,832
<b>OPERATING EXPENSE SUBTOTAL</b>	<b>\$16,525,764</b>	<b>\$16,525,764</b>	<b>\$1,270,639</b>	<b>\$14,835,001</b>	<b>\$0</b>	<b>\$1,690,764</b>
<b>ADM OPS AIIOCATION</b>						
TES Allocation			27,921	328,119		
Toll Operation Allocation			26,477	284,779		
Bridge Maint Allocation			27,370	296,227		
PSBS Allocation			112,248	1,246,816		
<b>ADM OPS AIIOCATION SUBTOTAL</b>			<b>\$194,017</b>	<b>\$2,155,941</b>		
<b>TOTAL EXPENSES</b>			<b>\$1,464,656</b>	<b>\$16,990,942</b>		

**Delaware River Joint Toll Bridge Commission**  
**Budget vs Actual**  
**For the Twelve Months Ending December 31, 2024**

**SOUTHERN DIVISION TOLL SUPPORTED BRIDGES**

	<b>Annual Budget 2024</b>	<b>YTD Budget 2024</b>	<b>Expended For The Month</b>	<b>Expended Year To Date</b>	<b>Encumbered</b>	<b>Remaining Annual Budget</b>
<b>OPERATING EXPENSE</b>						
Regular Employee Salaries	\$2,490,966	2,490,966	\$223,302	\$2,471,015	\$0	\$19,951
Part-Time Employee Wages	3,671	3,671	0	0	0	3,671
Overtime Wages	215,565	215,565	4,369	23,009	0	192,556
Pension Contributions	878,269	878,269	51,111	630,965	0	247,304
FICA Contributions	207,330	207,330	16,840	189,175	0	18,155
Regular Employee Healthcare Benefits	1,686,256	1,686,256	112,755	1,329,014	0	357,242
Life Insurance Benefits	25,345	25,345	2,087	24,342	0	1,003
Utility Expense	44,657	44,657	3,117	28,293	0	16,364
Office Expense	11,500	11,500	0	10,625	0	875
Telecommunication Expense	72,146	72,146	5,257	63,750	0	8,395
Professional Development/Meetings	3,025	3,025	0	0	0	3,025
Vehicle Maintenance Expense and Fuel	865	865	326	326	0	539
Operations Maintenance Expense	144,298	144,298	23,863	97,456	0	46,842
Uniform Expense	24,466	24,466	1,964	6,631	0	17,835
Business Insurance	353,876	353,876	20,786	339,861	0	14,015
Licenses & Inspections Expense	4,570	4,570	64	1,377	0	3,193
State Police Bridge Security	1,149,619	1,149,619	93,952	1,106,580	0	43,039
ETC Equipment/Traffic Counter Maint	5,555	5,555	0	2,780	0	2,775
<b>OPERATING EXPENSE SUBTOTAL</b>	<b>\$7,321,980</b>	<b>\$7,321,980</b>	<b>\$559,794</b>	<b>\$6,325,200</b>	<b>\$0</b>	<b>\$996,781</b>
<b>ADM OPS AIIOCATION</b>						
TES Allocation			14,332	168,418		
Bridge Maint Allocation			71,643	806,139		
PSBS Allocation			81,908	864,558		
<b>ADM OPS AIIOCATION SUBTOTAL</b>			<b>\$167,883</b>	<b>\$1,839,115</b>		
<b>TOTAL EXPENSES</b>			<b>\$727,677</b>	<b>\$8,164,315</b>		

**Delaware River Joint Toll Bridge Commission**  
**Budget vs Actual**  
**For the Twelve Months Ending December 31, 2024**

**NORTHERN DIVISION TOLL SUPPORTED BRIDGES**

	<b>Annual Budget 2024</b>	<b>YTD Budget 2024</b>	<b>Expended For The Month</b>	<b>Expended Year To Date</b>	<b>Encumbered</b>	<b>Remaining Annual Budget</b>
<b>OPERATING EXPENSE</b>						
Regular Employee Salaries	\$2,881,201	2,881,201	\$266,186	\$2,897,474	\$0	\$(16,273)
Part-Time Employee Wages	3,671	3,671	0	0	0	3,671
Overtime Wages	206,566	206,566	1,052	14,459	0	192,107
Pension Contributions	1,001,980	1,001,980	67,234	762,149	0	239,832
FICA Contributions	236,495	236,495	20,830	221,697	0	14,798
Regular Employee Healthcare Benefits	1,801,228	1,801,228	121,466	1,427,359	0	373,869
Life Insurance Benefits	29,176	29,176	2,496	27,976	0	1,199
Utility Expense	36,463	36,463	2,291	27,670	0	8,793
Office Expense	10,235	10,235	0	4,342	0	5,893
Telecommunication Expense	201,782	201,782	14,887	180,288	0	21,495
Professional Development/Meetings	2,247	2,247	0	0	0	2,247
Vehicle Maintenance Expense and Fuel	11	11	0	11	0	0
Operations Maintenance Expense	69,121	69,121	269	28,698	0	40,422
Uniform Expense	22,650	22,650	1,559	6,088	0	16,561
Business Insurance	250,289	250,289	13,147	239,489	0	10,800
Licenses & Inspections Expense	2,125	2,125	0	664	0	1,461
State Police Bridge Security	659,353	659,353	53,781	633,878	0	25,476
ETC Equipment/Traffic Counter Maint	5,556	5,556	0	2,780	0	2,776
<b>OPERATING EXPENSE SUBTOTAL</b>	<b>\$7,420,149</b>	<b>\$7,420,149</b>	<b>\$565,197</b>	<b>\$6,475,022</b>	<b>\$0</b>	<b>\$945,127</b>
<b>ADM OPS AIIOCATION</b>						
TES Allocation			14,318	168,254		
Bridge Maint Allocation			12,545	135,770		
PSBS Allocation			72,830	767,002		
<b>ADM OPS AIIOCATION SUBTOTAL</b>			<b>\$99,692</b>	<b>\$1,071,026</b>		
<b>TOTAL EXPENSES</b>			<b>\$664,889</b>	<b>\$7,546,048</b>		

**DELAWARE RIVER JOINT TOLL BRIDGE COMMISSION SYSTEM**  
**STATEMENT OF REVENUE AND EXPENSES FOR THE TWELVE MONTHS ENDED DECEMBER 31, 2024**

	Southern Toll Bridges	Central Toll Bridges	Northern Toll Bridges	Toll Bridges Subtotal	Southern Region TSB	Northern Region TSB	TSB Subtotal	Administration Operation	Administration Administrative	ADM Subtotal	TOTAL 2024	TOTAL 2023
<b>TOLL REVENUE</b>												
Net Toll Revenue	48,451,494	95,381,092	53,144,155	196,976,741	-	-	-	-	-	-	196,976,741	182,332,584
EZPass Fee	702,355	1,515,772	802,820	3,020,947	-	-	-	-	-	-	3,020,947	2,704,527
Net Violation Fee Income	913,120	(1,848,701)	(1,298,328)	(2,233,909)	-	-	-	-	-	-	(2,233,909)	9,198,404
<b>REVENUE FROM TOLL</b>	<b>\$ 50,066,969</b>	<b>\$ 95,048,163</b>	<b>\$ 52,648,647</b>	<b>\$ 197,763,780</b>	<b>\$ -</b>	<b>\$ -</b>	<b>\$ -</b>	<b>\$ -</b>	<b>\$ -</b>	<b>\$ -</b>	<b>\$ 197,763,780</b>	<b>\$ 194,235,514</b>
<b>OPERATING EXPENSE</b>												
Regular Employee Salaries	3,613,888	3,830,117	3,913,710	11,357,716	2,471,015	2,897,474	5,368,489	4,188,315	6,169,043	10,357,358	27,083,563	24,814,713
Part-Time Employee Wages	289,571	241,693	386,594	917,858	-	-	-	43,656	-	43,656	961,514	939,684
Summer Employee Wages	-	-	-	-	-	-	-	-	-	-	-	-
Overtime Wages	32,106	34,421	47,317	113,844	23,009	14,459	37,468	52,769	217	52,986	204,298	655,488
Pension Contributions	1,047,535	1,291,548	1,352,631	3,691,715	630,965	762,149	1,393,114	1,673,712	1,755,887	3,429,600	8,514,428	8,034,998
FICA Contributions	297,920	311,030	329,573	938,523	189,175	221,697	410,872	421,527	443,161	864,689	2,214,085	2,077,862
Regular Employee Healthcare Benefits	1,555,298	1,765,532	1,629,593	4,950,424	1,329,014	1,427,359	2,756,373	1,819,419	1,860,436	3,679,855	11,386,652	11,423,380
Life Insurance Benefits	35,466	39,432	37,823	112,722	24,342	27,976	52,319	56,633	61,999	118,633	283,673	264,222
Unemployment Compensation Benefits	-	-	-	-	-	-	-	-	(17,362)	(17,362)	(17,362)	33,881
Utility Expense	209,941	197,297	143,023	550,262	28,293	27,670	55,963	54,829	129,779	184,608	790,832	736,390
Office Expense	8,909	4,635	6,606	20,150	10,625	4,342	14,967	36,744	224,104	260,848	295,965	224,760
Telecommunication Expense	144,253	414,263	317,205	875,721	63,750	180,288	244,038	102,356	104,822	207,178	1,326,937	1,391,316
Information Technology Expense	-	-	-	-	-	-	-	-	998,060	998,060	998,060	913,316
Professional Development/Meetings	100	1,336	150	1,586	-	-	-	29,289	179,546	208,835	210,421	260,538
Vehicle Maintenance Expense and Fuel	86,006	174,210	154,735	414,951	326	11	337	119,013	57,016	176,029	591,317	477,919
Operations Maintenance Expense	391,704	512,923	262,148	1,166,776	97,456	28,698	126,154	281,521	152,843	434,364	1,727,293	3,098,817
ESS Operating Maintenance Expense	-	-	-	-	-	-	-	893,119	-	893,119	893,119	1,157,259
Commission Expense	-	-	-	-	-	-	-	-	15,566	15,566	15,566	11,035
Toll Collection Expense	20,632	33,879	17,024	71,536	-	-	-	-	-	-	71,536	83,740
Uniform Expense	21,156	24,257	15,933	61,346	6,631	6,088	12,719	43,267	6,626	49,893	123,958	177,180
Business Insurance	1,758,111	998,459	1,771,358	4,527,928	339,861	239,489	579,350	211,040	173,640	384,680	5,491,959	5,764,456
Licenses & Inspections Expense	2,369	2,965	4,108	9,441	1,377	664	2,041	2,001	104	2,105	13,587	11,898
Advertising	-	-	-	-	-	-	-	-	31,969	31,969	31,969	31,684
Professional Services	-	-	-	-	-	-	-	276,799	872,926	1,149,725	1,149,725	1,338,281
State Police Bridge Security	2,178,051	1,974,640	1,370,201	5,522,891	1,106,580	633,878	1,740,458	-	-	-	7,263,349	6,980,637
ETC Equip/Traffic Counter Maint	429,085	368,795	418,065	1,215,945	2,780	2,780	5,560	-	-	-	1,221,505	1,179,106
General Contingency	-	-	-	-	-	-	-	-	246,087	246,087	246,087	-
ETC Operating Expense	4,385,960	3,672,673	2,657,204	10,715,837	-	-	-	-	-	-	10,715,837	9,601,188
<b>TOTAL OP., MAINT., &amp; ADM</b>	<b>\$ 16,508,064</b>	<b>\$ 15,894,105</b>	<b>\$ 14,835,001</b>	<b>\$ 47,237,170</b>	<b>\$ 6,325,200</b>	<b>\$ 6,475,022</b>	<b>\$ 12,800,221</b>	<b>\$ 10,306,009</b>	<b>\$ 13,466,472</b>	<b>\$ 23,772,481</b>	<b>\$ 83,809,872</b>	<b>\$ 81,683,748</b>
<b>ADM OPS ALLOCATION</b>												
TES Allocation	252,463	323,843	328,119	904,425	168,418	168,254	336,672	169,830	(1,410,927)	(1,241,097)	-	-
Toll Ops Allocation	284,779	379,706	284,779	949,264	-	-	-	(949,264)	-	(949,264)	-	-
Bridge Maint Allocation	1,332,636	370,283	296,227	1,999,146	806,139	135,770	941,909	(2,941,055)	-	(2,941,055)	-	-
Maint/Toll Allocation	-	-	-	-	-	-	-	-	-	-	-	-
PSBS Allocation	1,288,517	831,211	1,246,816	3,366,544	864,558	767,002	1,631,561	(4,998,105)	-	(4,998,105)	-	-
<b>TOTAL ADM OPS ALLOCATION</b>	<b>\$ 3,158,395</b>	<b>\$ 1,905,043</b>	<b>\$ 2,155,941</b>	<b>\$ 7,219,379</b>	<b>\$ 1,839,115</b>	<b>\$ 1,071,026</b>	<b>\$ 2,910,142</b>	<b>\$(8,718,595)</b>	<b>\$(1,410,927)</b>	<b>\$(10,129,521)</b>	<b>\$ -</b>	<b>\$ -</b>
<b>OTHER OPERATING INC/EXP</b>												
Other Operating Income	-	-	-	-	-	-	-	-	246,115	246,115	246,115	324,141
<b>TOTAL OTHER OP INC</b>	<b>\$ -</b>	<b>\$ -</b>	<b>\$ -</b>	<b>\$ -</b>	<b>\$ -</b>	<b>\$ -</b>	<b>\$ -</b>	<b>\$ -</b>	<b>\$ 246,115</b>	<b>\$ 246,115</b>	<b>\$ 246,115</b>	<b>\$ 324,141</b>
<b>NET OPERATING INC</b>	<b>\$ 30,400,509</b>	<b>\$ 77,249,015</b>	<b>\$ 35,657,705</b>	<b>\$ 143,307,230</b>	<b>\$(8,164,315)</b>	<b>\$(7,546,048)</b>	<b>\$(15,710,363)</b>	<b>\$(1,587,414)</b>	<b>\$(11,809,429)</b>	<b>\$(13,396,844)</b>	<b>\$ 114,200,023</b>	<b>\$ 112,875,907</b>
<b>NON-OPERATING REV/EXP</b>												
Interest Revenue & Unrealized Gain/Loss	-	-	-	-	-	-	-	-	-	-	15,152,863	14,826,008
Other Non-Operating Revenue	-	-	-	-	-	-	-	-	-	-	458,041	2,000
Interest Expense	-	-	-	-	-	-	-	-	-	-	(25,833,770)	(26,278,522)
Depreciation Expense	-	-	-	-	-	-	-	-	-	-	(41,691,701)	(41,330,152)
<b>TOTAL NON-OPS REV/EXP</b>	<b>\$ -</b>	<b>\$ -</b>	<b>\$ -</b>	<b>\$ -</b>	<b>\$ -</b>	<b>\$ -</b>	<b>\$ -</b>	<b>\$ -</b>	<b>\$ -</b>	<b>\$ -</b>	<b>\$(51,914,567)</b>	<b>\$(52,780,665)</b>
<b>CHANGE IN NET ASSETS</b>											<b>\$ 62,285,456</b>	<b>\$ 60,095,242</b>

# **DELAWARE RIVER JOINT TOLL BRIDGE COMMISSION**

**Meeting of January 27, 2025**

## **ADMINISTRATION**

The following Pages reflect the reports on those items assigned to the Administration Department. Each item is reported separately and page numbered accordingly.

**DELAWARE RIVER JOINT TOLL BRIDGE COMMISSION**

**Meeting of January 27, 2025**

**PURCHASING REPORT INDEX**

**MONTH OF DECEMBER 2024**

SUBJECT	DESCRIPTION	PAGE NUMBER
Purchasing	Monthly Purchasing Report covering the month of December 2024	1-3

# DELAWARE RIVER JOINT TOLL BRIDGE COMMISSION

Meeting of January 27, 2025

## MONTHLY PURCHASING REPORT

Month of December 2024

This report itemizes all orders for purchases made for the month of December 2024, showing the divisions chargeable for the expense and the source of authority for issuance of the Purchase Order. This authority is broken into three categories:

- (1) By authority of the Commission
- (2) By authority of the Executive Director or his designate
- (3) By authority of the Director

The purchasing activities for the month of December 2024, culminated in the preparation and placement of 31 purchase orders in the total amount of \$142,226.68. There were no quotes sent out for the month of December.

Significant procurements are shown below:

- One (1) Purchase Order was issued, in the total amount of \$29,883.00 for a telephone service contract renewal;
- Four (4) Purchase Orders were issued, in the total amount of \$26,800.00 for guiderail and attenuator repairs/replacements at I78 and DWG;
- One (1) Purchase Order was issued, in the total amount of \$21,140.75 for Bridgemaster repairs and inspection;
- One (1) Purchase Order was issued, in the total amount of \$17,806.00 for a network monitoring maintenance software renewal;
- One (1) Purchase Order was issued, in the total amount of \$7,029.54 for an ESS workstation for the HR Investigator.

In addition to the practices employed incidental to purchase of materials, etc., from vendors on a direct basis, the Commission also purchases via direct utilization of the purchasing processes of the State of New Jersey, the Commonwealth of Pennsylvania and other joint purchasing arrangements.

**DELAWARE RIVER JOINT TOLL BRIDGE COMMISSION  
REPORT OF PURCHASING ACTIVITIES**

**December 2024**

PO Number	Vendor Name	General Description	Req Dept	Contract/Resolution/ Comment	** BY AUTHORITY OF **		
					Commission	Director of Purchasing	
20240709	CDW-G	IT SERVER UPDATES	IT			1,846.44	Director
20240710	OFFICE BASICS	PAPER & PLASTIC PRODUCTS	DWG	COSTARS 4		4,575.50	
20240711	HARTFORD STEAM BOILER INSPECTION AND INSURANCE CO.	BOILER INSPECTIONS	AB SF			4,745.00	
20240712	THE BADGE COMPANY OF NJ	COMMISSIONER BADGE	EO			119.00	
20240713	GRAINGER	SF Maintenance	TES	NJ M-0002		2,163.99	
20240715	OVERHEAD DOOR CO OF ALLENTOWN	MAINTENANCE GARAGE DOOR REPAIR	PC			704.00	
20240716	TRANSEdge TRUCK CENTERS - STROUDSBURG (MACK)	DWG- MACK PARTS TRANSEdge- INV	DWG			2,814.88	
20240717	OFFICE BASICS	CANISTER SUGAR	ENG	COSTARS 5		128.96	
20240718	FYR-FYTER SALES & SERVICE, INC.	FIRE EXTINGUISHER INSPECTION W	NHL			284.33	
20240719	J. FLETCHER CREAMER & SONS , INC	GUIDE RAIL & ATTENUATOR RPLCMN	I78	TTS-783A		11,800.00	
20240720	J. FLETCHER CREAMER & SONS , INC	GUIDE RAIL & ATTENUATOR RPLCMN	DWG	TTS-783A		6,000.00	
20240721	J. FLETCHER CREAMER & SONS , INC	GUIDE RAIL & ATTENUATOR RPLCMN	DWG	TTS-783A		1,500.00	
20240722	NATIONAL HIGHWAY PRODUCTS	NATIONAL HIGHWAY TRAFFIC CONES	SRMC	COSTARS 24		4,676.00	
20240723	DELL MARKETING LP	ESS WORKSTATION-HR INVESTIGATO	HR	PA COSTARS 3		7,029.54	
20240724	J. FLETCHER CREAMER & SONS , INC	GUIDE RAIL & ATTENUATOR RPLCMN	I78	TTS-783A		7,500.00	
20240725	KENCOR, LLC	EMERGENCY I-78 ELEVATOR REPAIR	I78			717.60	
20240726	EMR POWER SYSTEMS LLC	I-78 GENERATOR REPAIR	I78			439.38	
20240727	GREEN POWER	JANITORIAL - LANE DEGREASER	DWG			800.00	
20240728	SOLARWINDS. INC.	NET MONITOR SOFTWARE RENEWAL	IT			17,806.00	
20240729	EMR POWER SYSTEMS LLC	GENERATOR REPAIR	NHL	NJ T-284		1,919.27	
20240730	IPFONE	TELEPHONE SERVICE CONTRACT (1H	IT			29,883.00	

**DELAWARE RIVER JOINT TOLL BRIDGE COMMISSION  
REPORT OF PURCHASING ACTIVITIES**

**December 2024**

PO Number	Vendor Name	General Description	Req Dept	Contract/Resolution/ Comment	<b>** BY AUTHORITY OF **</b>			
					Commission	Director of Purchasing	Director	
20240731	ACS SERVICES LLC	HVAC LEAK REPAIR (NHL)	NHL			1,290.00		
20240732	SIGNAL SERVICE INC <b>CAPITAL RESERVE</b>	ESS CAMERA TM D-MARK ROOM	ESS	R4853-12-23	2,667.00			
20240733	SIGNAL SERVICE INC <b>CAPITAL RESERVE</b>	ESS-EZPASS WALK IN CENTER INTE	ESS	COSTARS 18	1,875.00			
20240734	DFM ENTERPRISES, INC.	BRIDGEMASTER REPAIR \$21140.75	BMAINT			21,140.75		
20240735	JTECHUSA	SMART FLASH WIRELESSCONTROLLER	AB SF			2,198.00		
20240736	FYR-FYTER SALES & SERVICE, INC.	FIRE EXTINGUISHER INSPECTION	SFT			284.33		
20240737	ACS SERVICES LLC	HVAC LEAK REPAIR (NHL)	NHL			510.00		
20240738	EASTERN TIME, INC.	SERVICES FOR FIRE ALARM SYSTEM	NHL			2,469.82		
20240739	BERGEY'S HD TRUCK CENTER	TM- BERGEYS PARTS ORDER-INVOI	TM			647.89		
20240740	TRIOUS INC	NHL- MACK REPAIR- TRIUS	NHL			1,691.00		
<b>Purchase Order Count: 31</b>					<b>AUTHORITY TOTALS:</b>	<u>\$4,542.00</u>	<u>\$137,684.68</u>	<u>\$0.00</u>
					<b>GRAND TOTAL:</b>	<u>\$142,226.68</u>		

Delaware River Joint Toll Bridge Commission  
Meeting of January 27, 2025

**E-ZPASS REPORT  
CUSTOMER SERVICE CENTER/VIOLATIONS PROCESSING CENTER (CSC/VPC)  
OPERATIONS REPORT FOR THE E-ZPASS SYSTEM  
DECEMBER 2024**

<b>SUBJECT</b>	<b>DESCRIPTION</b>	<b>PAGE NUMBER</b>
<b>E-ZPass CSC/VPC Operations Report</b>	<b>E-ZPass CSC/VPC Operations Report December</b>	<b>1-4</b>

**E-ZPASS REPORT  
CUSTOMER SERVICE CENTER/VIOLATIONS PROCESSING CENTER (CSC/VPC)  
OPERATIONS REPORT FOR THE E-ZPASS SYSTEM  
DECEMBER 2024**

E-ZPass Account and Transponder Information as reported by Conduent State and Local Solutions, Inc. (CSC/VPC Provider)

Total Number of Migrated DRJTBC and NJ CSC E-ZPass Accounts

Migrated Business Accounts	Migrated Private Accounts	Total Number of Migrated Accounts	Total Number of NJ CSC Active Accounts
1,654	77,339	78,993	4,034,668

Total Number of Migrated DRJTBC (029) Transponders and NJ CSC E-ZPass Transponders

Migrated Business Account Transponders	Migrated Private Account Transponders	Total Number of Migrated Transponders	Total Number of NJ CSC Active Transponders
9,228	131,323	140,551	6,477,691

The Commission will be able to identify 78,993 migrated accounts through a prefix account number (60000). This number will precede the 4-digit account assigned to these accounts. The prefix number was provided in order for the Commission to identify all migrated E-ZPass accounts.

Delaware River Joint Toll Bridge Commission  
Meeting of January 27, 2025

**E-ZPASS REPORT  
CUSTOMER SERVICE CENTER/VIOLATIONS PROCESSING CENTER (CSC/VPC)  
OPERATIONS REPORT FOR THE E-ZPASS SYSTEM  
DECEMBER 2024**

<b>E-ZPass Department Call Activity</b>	<b>Total Calls for December</b>
Account Modification Requests	83
Violation Notification Inquires	63
E-ZPass/TBP Inquiries	220
<b><i>General Commission Inquiries</i></b>	
Calls referred to Other Departments (H.R., Eng., ESS)	27
<b><i>Web-Inquiries</i></b>	
Account Updates	53
Violations	57
Disputes	86
<b>TOTAL NUMBER OF CALLS</b>	<b>589</b>

E-ZPass account modification requests and violation inquiries represent an increase in calls for December.

**E-ZPASS REPORT**  
**CUSTOMER SERVICE CENTER/VIOLATIONS PROCESSING CENTER (CSC/VPC)**  
**OPERATIONS REPORT FOR THE E-ZPASS SYSTEM**  
**December 2024**

**CSC/VPC Post-Migration Collection Update:**

As a result of post-migration collection efforts from May 2014 – December 2024, New Jersey E-ZPass reports \$22,992,127.04 collected in tolls and \$61,893,076.93 collected in fees.

**Collection Account Updates:**

**CRST Lincoln Sales - August Settlement:** DRJTBC received payment in the amount of \$43,188.15 for violation transactions from February 2016 through July 2019. The full outstanding toll in the amount of \$14,428.15 was paid. Conduent receives a percentage share of the administrative fee. Therefore, DRJTBC received payment for the fees in the amount of \$19,185.00. Commission counsel filed a civil complaint for the outstanding amount. General Counsel for CRST International, Inc. and Commission counsel representing Florio Perucci Steinhardt & Capelli negotiated payment for the entire outstanding amount.

**Transcom - August Settlement:** DRJTBC received payment in the amount of \$5,000.00 representing outstanding tolls from April 2014-October 2018. Commission counsel filed a civil complaint for the outstanding amount. Counsel for Transcom and Commission counsel representing Florio Perucci Steinhardt & Capelli negotiated payment.

**TMT Trucking:** On 12/19/19, DRJTBC was awarded \$40,000.00 during an arbitration hearing. The defendant as well as the Commission has 30 days to appeal the verdict. The Commission nor the defendant has appealed the verdict. The current outstanding amount owed to the Commission in tolls is \$19,584.00 and \$31,290.00 in fees.

**Jhonatan Trucking:** Arbitration awarded to the Commission in the amount of \$75,015.50 for outstanding tolls and fees.

**Sakoutis Transport LLC:** Settlement complete. Check has been received and processed for \$13,250.00.

**TEV Corporation:** Settlement complete. Check has been received in the amount of \$61,883.43.

**E-Z PASS REPORT  
CUSTOMER SERVICE CENTER/VIOLATIONS PROCESSING CENTER (CSC/VPC)  
OPERATIONS REPORT FOR THE E-ZPASS SYSTEM  
DECEMBER 2024**

**IAG, New Jersey Turnpike Authority (NJTA) and Electronic Toll Collection System (ETC)  
Meetings and Workshops**

Continue to represent the Commission at the following committees, meetings and workshops:

1. IAG Reciprocity Committee
2. IAG Public Relations & Marketing Committee
3. IAG Legal Committee
4. IAG Rental/Fleet Car Subgroup Committee
5. New Jersey Turnpike Authority Project Status Meetings
6. New Jersey Customer Service Center Requirements Meetings

**DELAWARE RIVER JOINT TOLL BRIDGE COMMISSION**  
**Meeting of January 27, 2025**

**ELECTRONIC TOLL COLLECTION PROGRAM**

**MONTH OF DECEMBER 2024**

<b>SUBJECT</b>	<b>DESCRIPTION</b>	<b>PAGE NUMBER</b>
ETC PROGRAM	Electronic Toll Collection Program Report	1-4

**DELAWARE RIVER JOINT TOLL BRIDGE COMMISSION**  
**Meeting of January 27, 2025**

**ELECTRONIC TOLL COLLECTION PROGRAM**  
**MONTH OF DECEMBER 2024**

The following items were recently initiated, accomplished or performed during the above noted month:

Activities for the In-Lane Toll System

1. TransCore completed the preparation of the remaining seven (7) toll plazas for the installation of the Encompass E6 multiprotocol reader. This included installing the cabling from the proposed reader location to each antenna. The preliminary work is complete and TransCore is preparing to cutover to the E6 reader on a plaza-by-plaza basis.
2. Commission Staff are working with TransCore and the NJ E-ZPass CSC provider, Conduent, to implement IAG Interface Control Document (ICD) version 1.60. This will allow CSCs to receive data and process transactions from other transponder protocols such as SeGo and 6C, in addition to the current TDM protocol, as well as other functionalities. After testing is completed with all agencies within the NJ E-ZPass CSC and the Inter Agency Group Hub, go-live will be scheduled.
3. Commission Staff and TransCore meet monthly to review and discuss system operational and maintenance items. A weekly call also takes place to briefly review system maintenance items for the week.

Activities for the E-ZPass Customer Service Center/Violation Processing Center

1. Commission Staff are working with the New Jersey E-ZPass Customer Service Center (NJ E-ZPass CSC) provider, Conduent, to implement IAG Interface Control Document (ICD) version 1.60. This will allow CSCs to receive data and process transactions from other transponder protocols such as SeGo and 6C, in addition to the current TDM protocol, as well as other functionalities. After testing is completed with all agencies within the NJ E-ZPass CSC and the Inter Agency Group Hub, go-live will be scheduled.
2. Conduent continues to develop the real time digital payment function at the NJ E-ZPass CSC for toll by plate customers. Conduent revised the terms and conditions that will be displayed on the NJ E-ZPass website, and they are being reviewed by the NJTA. Conduent has released this functionality into the NJ CSC software, and they are proceeding with testing it through a small group of individuals.

**DELAWARE RIVER JOINT TOLL BRIDGE COMMISSION**  
**Meeting of January 27, 2025**

3. For the NJ E-ZPass CSC Services re-procurement, the New Jersey Turnpike Authority (NJTA) awarded the agreements at their Board Meeting. The NJTA is addressing a procurement challenge.
4. The NJTA, as the lead agency, is facilitating all meetings with the other agencies and Conduent to manage the implementation of outstanding system elements for the New Jersey E-ZPass Customer Service Center.

AET Program

1. Job Order Contract agreements to support All Electronic Tolling (AET) in Place at the Trenton – Morrisville, I-78, Easton – Phillipsburg, and Delaware Water Gap Toll Bridges were executed with Mount Construction. Mount Construction was provided with the Contract's Notice to Proceed effective December 10, 2024. Mount Construction submitted the toll sign replacement shop drawings, which were subsequently approved as noted and the signs were procured for installation in early January 2025.
2. Rummel, Klepper & Kahl, LLP (RK&K) team is providing program management services for the transition to soft All Electronic Tolling (AET). The RK&K team and Commission Staff met with TransCore to discuss comments related to the new All Electronic Toll Collection System agreement that was based off of the SJTA procurement that includes a provision for all the agencies of the New Jersey E-ZPass Customer Service Center to purchase their toll system. At the November 2024 Commission Meeting, authorization was provided for the Executive Director to execute the agreement. RK&K prepared the final agreement for execution by TransCore and the Commission.
3. RK&K submitted the pre-final plans, specifications and estimate for the New Hope – Lambertville Toll Bridge AET Conversion. Commission and CPMC Staff reviewed the pre-final submission and comments were provided to RK&K. The Commission, CPMC and RK&K met to discuss the review comments and provide clarification as needed.
4. Commission Staff discussed the potential of combing the New Hope – Lambertville Toll Bridge AET Conversion project with the Pennsylvania bridge abutment backwall replacement. Given the proximity of these projects to each other and that they involve similar contractor services, combining the projects would reduce construction impacts to the traveling public, completing the work more efficiently. This concept was then discussed with RK&K and TPD, the engineer of record for the abutment backwall

**DELAWARE RIVER JOINT TOLL BRIDGE COMMISSION**  
**Meeting of January 27, 2025**

replacement design. TPD is preparing final plans and specifications that will be integrated into the current construction documents for AET project.

General Electronic Toll Collection Program Activities

1. Mr. Stracciolini participated in the IAG E-ZPass Executive Management Committee meeting and Policy Committee meetings. At the August 2023 IAG EMC Meeting, Mr. Stracciolini was re-elected by the members to serve as Vice Chair to the EMC.
2. At the December 12, 2024 IAG Service Corp. Board of Directors Meeting, a resolution was approved electing and appointing Mr. Stracciolini as the Chair of the IAG Service Corporation, effective December 12, 2024.
3. Mr. Stracciolini is participating in the Non-toll Business Opportunity Task Force.
4. Mr. Stracciolini is serving on the International Bridge, Tunnel & Turnpike Association's (IBTTA) 2025 Engineering and Construction Task Force and the Toll Revenue Assurance Committee.

**Delaware River Joint Toll Bridge Commission**  
**Meeting of January 9, 2025**

**CONTRACT COMPLIANCE REPORT INDEX**  
**Month of December 2024**

<b>SUBJECT</b>	<b>DESCRIPTION</b>	<b>PAGE NUMBER</b>
<b>Contract Compliance Program Operations Report</b>	<b>Operations Report December 2024</b>	<b>1-21</b>

**Delaware River Joint Toll Bridge Commission  
Meeting of January 9, 2025**

**Delaware River Joint Toll Bridge Commission  
Month of December 2024**

**TABLE OF CONTENTS**

**IBE PROGRAM**

	<b>PAGES</b>
• IBE Program Overview	3
• Compliance IBE Scores Overview	4
• IBE Summary Reports	5
• Active Construction Projects Payments, Workforce & Ethnicity Utilization Scores	6-8
• Active Professional Projects Payments Detail and Scores	9-10
• Completed Construction Projects Payments, Workforce & Ethnicity Utilization Scores	11-15
• Completed Professional Projects Payments Detail and Scores	16-17

**MWSBE Program**

• MWSBE Minority (7%), Women (3%), and Small Business (25%) Enterprise Program Overview	18
• MWSBE Program Commitments for Professional and Construction (Active & Completed Pie Charts)	19
• MWSBE Professional & Construction Projects Final Commitment	20-21

**Delaware River Joint Toll Bridge Commission**  
**Meeting of January 9, 2024**

**IBE PROGRAM OVERVIEW**

The Delaware River Joint Toll Bridge Commission (Commission) established an IBE Program (MBE/WBE/SBE/DBE/DsBE/VBE) with a target of 25% for all Professional Services and Construction Contracts awarded by the Commission effective July 1, 2014. To date, the Commission has awarded **(101)** contracts with the IBE Program requirements. Currently, there are **(46)** active projects and **(55)** completed projects.

**IBE Program Requirements**

The Commission began using Elation Systems effective January 2017, as the online system for Payment Verification and Certified Payroll Reporting (CPR). All contracts awarded by the Commission to a Prime Consultant/Prime Contractor and their Subconsultants and Subcontractors use this service free of charge. Online training is available to vendors on how to use Elation Systems. The Contract Compliance Department and Elation Support Staff are available to assist all users.

The Contract Compliance Department (CCD) monitors, posts and reports data in regard to all payments. The CCD also reviews all Certified Payrolls submitted into Elation Systems.

*The following are all mandatory requirements:*

**Company On-Line Registration:**

- i. All Primes must register their company and activate an account in Elation Systems; and*
- ii. All Primes must also ensure that all Subconsultants and Subcontractors register their company and activate an account in Elation Systems.*

**Payment Verification:**

- i. Prime Contractors must post all payments to their Subconsultants and/or Subcontractors in Elation Systems; and*
- ii. Prime Contractors and their Subconsultants and/or Subcontractors must confirm all payments received in Elation Systems.*

**Certified Payroll Reporting:**

- i. All Prime Contractors are responsible for assigning someone from their staff with the responsibility to review, approve, and upload their CPR(s) on a weekly basis into Elation Systems; and*
- ii. All Prime Contractors must also ensure that their Subcontractors upload their CPR(s) on a weekly basis into Elation Systems.*

Prime Consultants / Contractors IBE Target performance will be displayed / available on the Commission's public website.

**Delaware River Joint Toll Bridge Commission**  
**Meeting of January 9, 2025**

**Contract Compliance Department Compliance IBE Scores Overview**

The Commission through its Contract Compliance Department has instituted a Compliance Score Ranking that will be included in the Monthly Contract Compliance Report for all Professional Services and Construction Projects.

The Compliance Score Ranking is an ongoing summary of data presented on Active and Completed contracts, which includes the tracking of payments from Prime Consultants and Contractors to IBE Subconsultants and Subcontractors, and the Prime Contractors Workforce Utilization. The Scores will illustrate the progress and participation to meet the Targets by Prime Consultants and Contractors as part of the IBE program.

The complete and timely reporting of payments and certified payrolls to the Elation Systems by the Prime Consultants and Prime Contractors, and their Subconsultants and Subcontractors, will assist the Prime Consultant and Prime Contractor in tracking the data to meet their targets.

Accordingly, each Prime will also be given a final grade at the completion of each project. Additionally, the data will be uploaded onto the Commission’s public website on a monthly basis. *The Score(s) are factored using the following criteria:*

**IBE PAYMENTS**

The payments by the Prime Consultant / Contractor to each of their IBE Subconsultants / Subcontractors will be calculated based on the criteria set by the Commission’s 25% IBE Target.

**WORKFORCE TILIZATION**

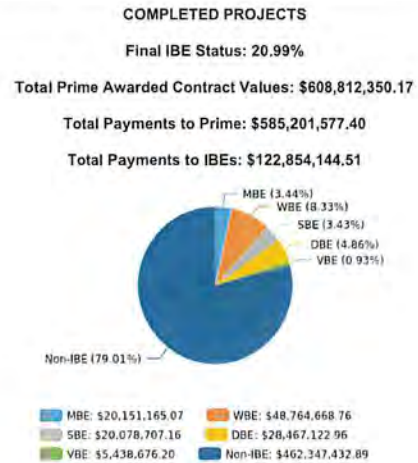
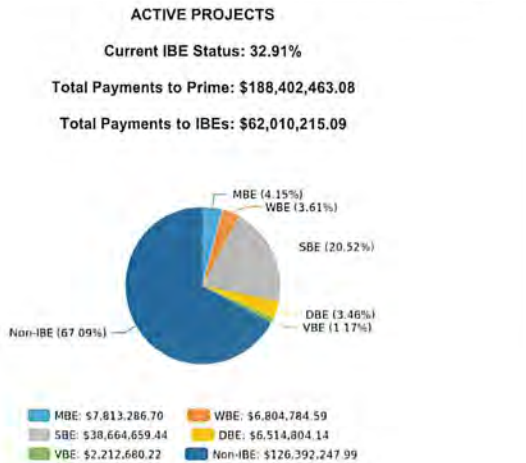
Workforce utilization contains 2 levels of scoring and documents the hourly employee utilization by workforce type, ethnicity, and gender.

<b>IBE Payments Legend</b>	
<b>Score Rankings</b>	<b>IBE Commitment Participation</b>
A+	45% & above
A	35% to 44.9%
B+	30% to 34.9%
B	25% to 29.9%
C+	20% to 24.9%
C	15% to 19.9%
D+	10% to 14.9%
D	5% to 9.9%
F	4.9% & below

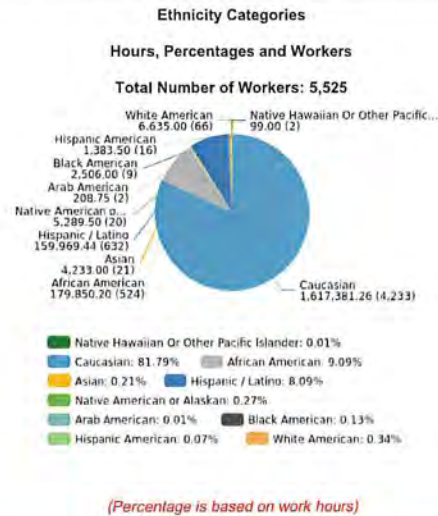
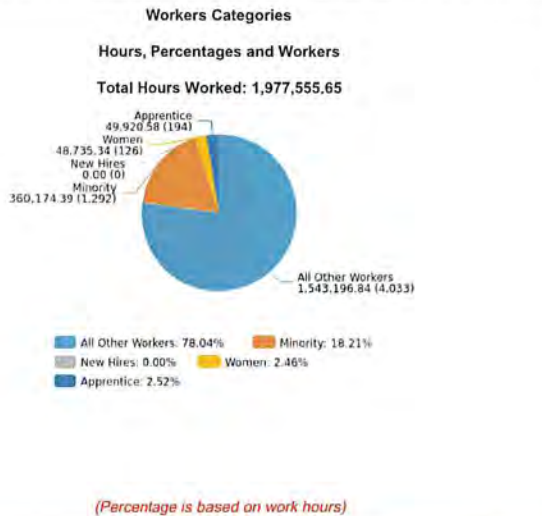
<b>Workforce Utilization Legend</b>		
<b>Score Rankings</b>	<b>Workforce Commitment Participation</b>	<b>Ethnicity &amp; Gender Participation</b>
A+	30% & above	25% & a above
A	25% to 29.9%	15% to 24.9%
B+	20% to 24.9%	over 15%
B	15% to 19.9%	10% to 14.9%
C+	10% to 14.9%	over 10%
C	10% to 14.9%	7.5% to 9.9%
D+	5% to 9.9%	over 7.5%
D	5% to 9.9%	5% to 7.4%
F	4.9% & below	4.9% & below

**Delaware River Joint Toll Bridge Commission**  
**Meeting of January 09, 2025**

**Summary - Professional Services and Construction Contractors 25% IBE Target Status**



**Summary - Prime Contractor(s) & Subcontractor(s) Workforce Utilization Categories By Hours, Workers & Ethnicity**



(Percentage is based on work hours)

(Percentage is based on work hours)

Active Professional & Construction Projects Payment Summary		Contract Value	Prime P / T / D	IBE P / T / D	IBE Actual	Score
Professional and Construction Projects Totals		\$247,747,632.41	\$188,402,463.08	\$62,010,215.09	32.91%	B+
Professional Services Projects Totals		\$80,453,033.96	\$61,965,810.63	\$18,240,399.27	29.44%	B
Completed Professional & Construction Projects Payment Summary		Contract Value	Prime P / T / D	IBE P / T / D	IBE Actual	Score
Professional and Construction Projects Totals		\$608,812,350.17	\$585,201,577.40	\$122,854,144.51	20.99%	C+
Professional Services Projects Totals		\$62,722,858.80	\$55,679,144.39	\$16,761,466.49	30.10%	B+

ACTIVE CONSTRUCTION PROJECTS														
Payments Summary					Workforce Hours Summary 27.70%					Ethnicity Participation Summary				
Total Contracts Value	Total Prime P / T / D	Total IBE P / T / D	Total IBE %	Payments Score (Total IBE Payments)	Total Number of Workers	Total Hours Worked	Caucasian Hours	Total Minority Hours	Total Women Hours	Workforce Score (Total Hours Worked)	Caucasian %	Minority %	Women %	Ethnicity Score (Total Participation)
\$167,294,598.45	\$126,436,652.45	\$43,769,815.82	34.62%	B+	1271	249,703.20	183,084.20	66,619.00	2,537.34	A	73.32%	26.68%	1.02%	A+

COMPLETED CONSTRUCTION PROJECTS														
Payments Summary					Workforce Hours Summary 19.66%					Ethnicity Participation Summary				
Total Contracts Value	Total Prime P / T / D	Total IBE P / T / D	Total IBE %	Payments Score (Total IBE Payments)	Total Number of Workers	Total Hours Worked	Caucasian Hours	Total Minority Hours	Total Women Hours	Workforce Score (Total Hours Worked)	Caucasian %	Minority %	Women %	Ethnicity Score (Total Participation)
\$546,089,491.37	\$529,522,433.01	\$106,092,678.02	20.04%	C+	4425	1,727,852.45	1,434,297.06	293,555.39	46,198.00	B	83.01%	16.99%	2.67%	A

Delaware River Joint Toll Bridge Commission

Meeting of January 09, 2025

Active Construction Projects - Summary's & Scores (IBE Payments, Workforce Hours & Ethnicity Participation)

Date: From 07/01/2014 To 12/31/2024

IBE Payments Legend	
Score Rankings	IBE Commitment Participation
A+	45% & above
A	35% to 44.9%
B+	30% to 34.9%
B	25% to 29.9%
C+	20% to 24.9%
C	15% to 19.9%
D+	10% to 14.9%
D	5% to 9.9%
F	4.9% & below

Total of all Primes Contract Values \$167,294,598.45

Total Payments to all Primes \$126,436,652.45

Total Payments to all IBEs \$43,769,815.82

IBE Target 25.00%

IBE Actual 34.62%

Workforce Utilization Legend		
Score Rankings	Workforce Commitment Participation	Ethnicity & Gender Participation
A+	30% & above	25% & above
A	25% to 29.9%	15% to 24.9%
B+	20% to 24.9%	over 15%
B	15% to 19.9%	10% to 14.9%
C+	10% to 14.9%	over 10%
C	10% to 14.9%	7.5% to 9.9%
D+	5% to 9.9%	over 7.5%
D	5% to 9.9%	5% to 7.4%
F	4.9% & below	4.9% & below

ACTIVE CONSTRUCTION PROJECTS														
Payments Summary				Workforce Hours Summary 27.70%						Ethnicity Participation Summary				
Total Contracts Value	Total Prime P / T / D	Total IBE P / T / D	Total IBE %	Payments Score (Total IBE Payments)	Total Number of Workers	Total Hours Worked	Caucasian Hours	Total Minority Hours	Total Women Hours	Workforce Score (Total Hours Worked)	Caucasian %	Minority %	Women %	Ethnicity Score (Total Participation)
\$167,294,598.45	\$126,436,652.45	\$43,769,815.82	34.62%	B+	1271	249,703.20	183,084.20	66,619.00	2,537.34	A	73.32%	26.68%	1.02%	A+

DB-540A/B/C TRANSCORE, LP - Electronic Toll Collection System Replacement - Design, Build & Maintain														
Payments Summary				Workforce Hours Summary 53.31%						Ethnicity Participation Summary				
Total Contracts Value	Total Prime P / T / D	Total IBE P / T / D	Total IBE %	Payments Score (Total IBE Payments)	Total Number of Workers	Total Hours Worked	Caucasian Hours	Total Minority Hours	Total Women Hours	Workforce Score (Total Hours Worked)	Caucasian %	Minority %	Women %	Ethnicity Score (Total Participation)
\$14,596,402.09	\$12,616,770.32	\$2,316,211.51	18.36%	C	15	2,040.00	952.50	1,087.50	0.00	A+	46.69%	53.31%	0.00%	A+

DB-768B DYNAMIC SECURITY, LLC (IBE) dba SECUNI / Network Video Management System (NVMS) Integrator Services														
Payments Summary				Workforce Hours Summary 0.00%						Ethnicity Participation Summary				
Total Contracts Value	Total Prime P / T / D	Total IBE P / T / D	Total IBE %	Payments Score (Total IBE Payments)	Total Number of Workers	Total Hours Worked	Caucasian Hours	Total Minority Hours	Total Women Hours	Workforce Score (Total Hours Worked)	Caucasian %	Minority %	Women %	Ethnicity Score (Total Participation)
\$104,074.00	\$87,232.80	\$87,232.80	100.00%	A+	0	0.00	0.00	0.00	0.00	N/A	0.00%	0.00%	0.00%	N/A

T-519A BRACY CONSTRUCTION, INC. / Southern Operations and Maintenance Facilities Improvements - Trenton Morrisville, Langhorne, and New Hope														
Payments Summary				Workforce Hours Summary 19.34%						Ethnicity Participation Summary				
Total Contracts Value	Total Prime P / T / D	Total IBE P / T / D	Total IBE %	Payments Score (Total IBE Payments)	Total Number of Workers	Total Hours Worked	Caucasian Hours	Total Minority Hours	Total Women Hours	Workforce Score (Total Hours Worked)	Caucasian %	Minority %	Women %	Ethnicity Score (Total Participation)
\$58,935,181.25	\$47,951,525.06	\$7,346,477.32	15.32%	C	516	92,827.70	75,407.70	17,420.00	529.84	B	81.23%	18.77%	0.57%	A

T-748B ROAD-CON, INC. / Trenton Morrisville TB Roadway Repaving and Deck Sealing Improvements														
Payments Summary				Workforce Hours Summary 23.59%						Ethnicity Participation Summary				
Total Contracts Value	Total Prime P / T / D	Total IBE P / T / D	Total IBE %	Payments Score (Total IBE Payments)	Total Number of Workers	Total Hours Worked	Caucasian Hours	Total Minority Hours	Total Women Hours	Workforce Score (Total Hours Worked)	Caucasian %	Minority %	Women %	Ethnicity Score (Total Participation)
\$5,980,564.55	\$4,765,993.34	\$263,777.70	5.53%	D	102	10,976.25	8,390.00	2,586.25	3.00	B+	76.44%	23.56%	0.03%	A

T-766A CRISDEL GROUP, INC. / I-78 NJ Roadway Rehabilitation and Power & Communication Infrastructure Improvements														
Payments Summary				Workforce Hours Summary 38.48%						Ethnicity Participation Summary				
Total Contracts Value	Total Prime P / T / D	Total IBE P / T / D	Total IBE %	Payments Score (Total IBE Payments)	Total Number of Workers	Total Hours Worked	Caucasian Hours	Total Minority Hours	Total Women Hours	Workforce Score (Total Hours Worked)	Caucasian %	Minority %	Women %	Ethnicity Score (Total Participation)
\$23,530,677.00	\$17,762,456.77	\$3,801,919.53	21.40%	C+	172	25,453.50	15,765.75	9,687.75	107.00	A+	61.94%	38.06%	0.42%	A+

TS-590A J.D. ECKMAN, INC. / Northampton St. TSB Rehabilitation														
Payments Summary				Workforce Hours Summary 22.68%						Ethnicity Participation Summary				
Total Contracts Value	Total Prime P / T / D	Total IBE P / T / D	Total IBE %	Payments Score (Total IBE Payments)	Total Number of Workers	Total Hours Worked	Caucasian Hours	Total Minority Hours	Total Women Hours	Workforce Score (Total Hours Worked)	Caucasian %	Minority %	Women %	Ethnicity Score (Total Participation)
\$15,487,427.50	\$14,796,804.04	\$3,917,310.23	26.47%	B	111	35,867.50	27,733.25	8,134.25	0.00	B+	77.32%	22.68%	0.00%	A

Delaware River Joint Toll Bridge Commission

Meeting of January 09, 2025

Active Construction Projects - Summary's & Scores (IBE Payments, Workforce Hours & Ethnicity Participation)

Date: From 07/01/2014 To 12/31/2024

IBE Payments Legend	
Score Rankings	IBE Commitment Participation
A+	45% & above
A	35% to 44.9%
B+	30% to 34.9%
B	25% to 29.9%
C+	20% to 24.9%
C	15% to 19.9%
D+	10% to 14.9%
D	5% to 9.9%
F	4.9% & below

Total of all Primes Contract Values	\$167,294,598.45
Total Payments to all Primes	\$126,436,652.45
Total Payments to all IBEs	\$43,769,815.82
IBE Target	25.00%
IBE Actual	34.62%

Workforce Utilization Legend		
Score Rankings	Workforce Commitment Participation	Ethnicity & Gender Participation
A+	30% & above	25% & above
A	25% to 29.9%	15% to 24.9%
B+	20% to 24.9%	over 15%
B	15% to 19.9%	10% to 14.9%
C+	10% to 14.9%	over 10%
C	10% to 14.9%	7.5% to 9.9%
D+	5% to 9.9%	over 7.5%
D	5% to 9.9%	5% to 7.4%
F	4.9% & below	4.9% & below

TS-694A/B/C/D/E ANSELM I & DeCICCO (IBE) / New Hope Lambertville TSB Rehabilitation														
Payments Summary				Workforce Hours Summary 45.10%						Ethnicity Participation Summary				
Total Contracts Value	Total Prime P / T / D	Total IBE P / T / D	Total IBE %	Payments Score (Total IBE Payments)	Total Number of Workers	Total Hours Worked	Caucasian Hours	Total Minority Hours	Total Women Hours	Workforce Score (Total Hours Worked)	Caucasian %	Minority %	Women %	Ethnicity Score (Total Participation)
\$25,072,471.06	\$17,387,529.03	\$17,387,529.03	100.00%	A+	121	49,398.00	27,126.75	22,271.25	8.00	A+	54.91%	45.09%	0.02%	A+

TTS-734A MOUNT CONSTRUCTION CO., INC. (IBE) / JOC - Bridge, Highway & Civil Work - North Region														
Payments Summary				Workforce Hours Summary 26.07%						Ethnicity Participation Summary				
Total Contracts Value	Total Prime P / T / D	Total IBE P / T / D	Total IBE %	Payments Score (Total IBE Payments)	Total Number of Workers	Total Hours Worked	Caucasian Hours	Total Minority Hours	Total Women Hours	Workforce Score (Total Hours Worked)	Caucasian %	Minority %	Women %	Ethnicity Score (Total Participation)
\$7,000,000.00	\$6,962,308.81	\$6,962,308.81	100.00%	A+	148	22,646.75	18,609.25	4,037.50	1,866.50	A	82.17%	17.83%	8.24%	A

TTS-735A MOUNT CONSTRUCTION CO., INC. (IBE) / JOC - Bridge, Highway & Civil Work - South Region														
Payments Summary				Workforce Hours Summary 16.37%						Ethnicity Participation Summary				
Total Contracts Value	Total Prime P / T / D	Total IBE P / T / D	Total IBE %	Payments Score (Total IBE Payments)	Total Number of Workers	Total Hours Worked	Caucasian Hours	Total Minority Hours	Total Women Hours	Workforce Score (Total Hours Worked)	Caucasian %	Minority %	Women %	Ethnicity Score (Total Participation)
\$2,500,000.00	\$1,687,048.89	\$1,687,048.89	100.00%	A+	82	6,340.00	5,325.00	1,015.00	23.00	B	83.99%	16.01%	0.36%	A

TTS-783A J. FLETCHER CREAMER & SON, INC. / On-Call Beam Guide Rail and Attenuator Replacement														
Payments Summary				Workforce Hours Summary 41.30%						Ethnicity Participation Summary				
Total Contracts Value	Total Prime P / T / D	Total IBE P / T / D	Total IBE %	Payments Score (Total IBE Payments)	Total Number of Workers	Total Hours Worked	Caucasian Hours	Total Minority Hours	Total Women Hours	Workforce Score (Total Hours Worked)	Caucasian %	Minority %	Women %	Ethnicity Score (Total Participation)
\$2,087,801.00	\$-	\$-	0.00%	N/A	33	563.00	330.50	232.50	0.00	A+	58.70%	41.30%	0.00%	A+

TTS-784A MOUNT CONSTRUCTION CO., INC. / JOC - Bridge, Highway, and Civil Work - North Region														
Payments Summary				Workforce Hours Summary 24.65%						Ethnicity Participation Summary				
Total Contracts Value	Total Prime P / T / D	Total IBE P / T / D	Total IBE %	Payments Score (Total IBE Payments)	Total Number of Workers	Total Hours Worked	Caucasian Hours	Total Minority Hours	Total Women Hours	Workforce Score (Total Hours Worked)	Caucasian %	Minority %	Women %	Ethnicity Score (Total Participation)
\$3,000,000.00	\$-	\$-	0.00%	N/A	9	499.00	376.00	123.00	0.00	B+	75.35%	24.65%	0.00%	A

TTS-785A MOUNT CONSTRUCTION CO., INC. / JOC - Bridge, Highway, and Civil Work - South Region														
Payments Summary				Workforce Hours Summary 42.86%						Ethnicity Participation Summary				
Total Contracts Value	Total Prime P / T / D	Total IBE P / T / D	Total IBE %	Payments Score (Total IBE Payments)	Total Number of Workers	Total Hours Worked	Caucasian Hours	Total Minority Hours	Total Women Hours	Workforce Score (Total Hours Worked)	Caucasian %	Minority %	Women %	Ethnicity Score (Total Participation)
\$3,000,000.00	\$-	\$-	0.00%	N/A	3	56.00	32.00	24.00	0.00	A+	57.14%	42.86%	0.00%	A+

TTS-786A MOUNT CONSTRUCTION CO., INC. / JOC - Building and Facility Work - North Region														
Payments Summary				Workforce Hours Summary 0.00%						Ethnicity Participation Summary				
Total Contracts Value	Total Prime P / T / D	Total IBE P / T / D	Total IBE %	Payments Score (Total IBE Payments)	Total Number of Workers	Total Hours Worked	Caucasian Hours	Total Minority Hours	Total Women Hours	Workforce Score (Total Hours Worked)	Caucasian %	Minority %	Women %	Ethnicity Score (Total Participation)
\$3,000,000.00	\$122,049.95	\$-	0.00%	F	5	257.00	257.00	0.00	0.00	F	100.00%	0.00%	0.00%	F

Delaware River Joint Toll Bridge Commission

Meeting of January 09, 2025

Active Construction Projects - Summary's & Scores (IBE Payments, Workforce Hours & Ethnicity Participation)

Date: From 07/01/2014 To 12/31/2024

IBE Payments Legend	
Score Rankings	IBE Commitment Participation
A+	45% & above
A	35% to 44.9%
B+	30% to 34.9%
B	25% to 29.9%
C+	20% to 24.9%
C	15% to 19.9%
D+	10% to 14.9%
D	5% to 9.9%
F	4.9% & below

Total of all Primes Contract Values \$167,294,598.45

Total Payments to all Primes \$126,436,652.45

Total Payments to all IBEs \$43,769,815.82

IBE Target 25.00%

IBE Actual 34.62%

Workforce Utilization Legend		
Score Rankings	Workforce Commitment Participation	Ethnicity & Gender Participation
A+	30% & above	25% & above
A	25% to 29.9%	15% to 24.9%
B+	20% to 24.9%	over 15%
B	15% to 19.9%	10% to 14.9%
C+	10% to 14.9%	over 10%
C	10% to 14.9%	7.5% to 9.9%
D+	5% to 9.9%	over 7.5%
D	5% to 9.9%	5% to 7.4%
F	4.9% & below	4.9% & below

TTS-787A A.P. CONSTRUCTION, INC. / JOC - Building and Facility Work - South Region														
Payments Summary				Workforce Hours Summary 0.00%						Ethnicity Participation Summary				
Total Contracts Value	Total Prime P / T / D	Total IBE P / T / D	Total IBE %	Payments Score (Total IBE Payments)	Total Number of Workers	Total Hours Worked	Caucasian Hours	Total Minority Hours	Total Women Hours	Workforce Score (Total Hours Worked)	Caucasian %	Minority %	Women %	Ethnicity Score (Total Participation)
\$3,000,000.00	\$2,296,933.44	\$-	0.00%	F	19	2,778.50	2,778.50	0.00	0.00	F	100.00%	0.00%	0.00%	F

Delaware River Joint Toll Bridge Commission

Meeting of January 09, 2025

Active Professional Services Projects Payments Detail Report

Date: From 07/01/2014 To 12/31/2024

IBE Payments Legend	
Score Rankings	IBE Commitment Participation
A+	45% & above
A	35% to 44.9%
B+	30% to 34.9%
B	25% to 29.9%
C+	20% to 24.9%
C	15% to 19.9%
D+	10% to 14.9%
D	5% to 9.9%
F	4.9% & below

Summary		Contract Value	Prime P / T / D	IBE P / T / D	IBE Actual	Score	
Professional and Construction Projects Totals		\$547,747,632.41	\$188,402,461.08	\$62,910,215.92	32.91%	B+	
Professional Services Projects Totals		\$10,453,033.96	\$81,985,610.63	\$18,240,399.27	29.44%	F	
Prime Consultants	IBE Firm	Project Title	Contract Value	Prime P / T / D	IBE P / T / D	IBE Actual	Score
Gannett Fleming Inc. - Camp Hill, PA		C-519A GANNETT FLEMING ARCHITECTS, INC. / Southern Operations & Maintenance Facilities Improvements - Consulting Engineer Agreement	\$4,848,884.54	\$4,768,643.56	\$1,158,885.33	24.30%	C+
Greenman-Pedersen, Inc.		C-590A GREENMAN-PEDERSEN, INC. / Northampton St. TSB Rehabilitation - Preliminary, Final and Post Design - Consulting Engineer Agreement	\$1,504,783.15	\$1,447,098.57	\$540,453.22	37.35%	A
WSP USA, Inc. - PHILADELPHIA, PA		C-642A WSP USA, INC. / Uhlertown Frenchtown TSB Rehabilitation - Preliminary, Final and Post Design - Consulting Engineer Agreement	\$1,771,189.56	\$1,492,122.59	\$381,196.53	25.55%	B
Michael Baker International, Inc.		C-660A MICHAEL BAKER, JR., INC. / SFB Replacement Project Final Design Services - Consulting Engineer Agreement	\$33,626,658.74	\$33,539,647.35	\$6,808,784.95	20.30%	C+
Greenman-Pedersen, Inc.		C-694A GREENMAN-PEDERSEN, INC. / New Hope Lambertville TSB Rehabilitation - Preliminary, Final and Post Design - Consulting Engineer Agreement	\$1,895,134.27	\$1,403,296.67	\$635,859.21	45.31%	A+
French & Parrello Associates (IBE Prime)	VBE	C-696B FRENCH & PARRELLO ASSOCIATES, P.A. / TOA - Facilities - NJ - Consulting Engineer Agreement	\$500,000.00	\$139,135.60	\$139,135.60	100.00%	A+
HDR Engineering, Inc. - Pittsburgh, PA		C-697A HDR ENGINEERING, INC. / Preliminary Engineering and Environmental Documentation for the Washington Crossing Bridge Replacement - Consulting Engineer Agreement	\$8,061,761.62	\$502,200.09	\$30,390.17	6.05%	D
Greenman-Pedersen, Inc.		C-704A GREENMAN-PEDERSEN, INC. / TOA - New Hope -Lambertville Toll Bridge Salt Storage Building - CM/CI Services	\$610,145.27	\$610,145.27	\$26,570.72	4.35%	F
Johnson, Mirmiran and Thompson, Inc.		C-716A JOHNSON, MIRMIRAN & THOMPSON / TOA - Facilities - Consulting Engineer Agreement	\$500,000.00	\$310,843.62	\$48,594.97	15.63%	C
The Gordian Group, Inc.		C-727A THE GORDIAN GROUP, INC. / JOC - Program Manager Consultant - Consulting Engineer Agreement	\$1,450,000.00	\$1,343,125.75	\$729,008.62	54.28%	A+
Rummel, Klepper and Kahl, LLP		C-728A RUMMEL, KLEPPER & KAHL / TOA - Electric Toll Collection / Tolling - PA - Consulting Engineer Agreement	\$740,277.89	\$499,798.28	\$114,472.44	22.90%	C+
French & Parrello Associates (IBE Prime)	VBE	C-729A FRENCH & PARRELLO ASSOCIATES, P.A. / TOA - Facilities - NJ - Consulting Engineer Agreement	\$500,000.00	\$99,472.30	\$99,472.30	100.00%	A+
Arora and Associates, P.C. (IBE Prime)	MBE	C-732A ARORA AND ASSOCIATES, PC. (IBE) / TOA - Structural / Civil - NJ - Consulting Engineer Agreement	\$1,000,000.00	\$788,087.07	\$788,087.07	100.00%	A+
WSP/PARSONS BRINCKERHOFF, INC		C-750A WSP USA, INC. / TOA - Structural / Civil - Consulting Engineer Agreement	\$1,000,000.00	\$756,100.55	\$125,019.51	16.53%	C
Traffic Planning and Design, Inc.		C-751A TRAFFIC PLANNING AND DESIGN, INC. / TOA - Construction Inspection - Consulting Engineer Agreement	\$500,000.00	\$367,176.51	\$30,950.72	8.43%	D
Rummel, Klepper and Kahl, LLP		C-754A RUMMEL, KLEPPER & KAHL, LLP / New Hope Lambertville TB All Electronic Tolling (AET) Conversion Design - Consulting Engineer Agreement	\$1,277,452.16	\$589,531.76	\$35,731.75	6.06%	D
Pickering, Cortis & Summerson, Inc. (IBE Prime)	SBE	C-757A-1 PICKERING, CORTIS & SUMMERSON / Professional Engineering Services for 2023-2024 Annual Inspections - Consulting Engineer Agreement	\$748,898.24	\$590,235.63	\$590,235.63	100.00%	A+
Naik Consulting Group, P.C. (IBE Prime)	DBE	C-759A NAIK CONSULTING GROUP, PC (IBE) / TOA - Structural / Civil - Consulting Engineer Agreement	\$1,000,000.00	\$690,949.37	\$690,949.37	100.00%	A+
Remington & Vernick		C-760A REMINGTON & VERNICK ENGINEERS, INC. / TOA - Construction Management Services - Consulting Engineer Agreement	\$500,000.00	\$303,912.55	\$60,290.60	19.84%	C
Pennoni Associates Inc		C-761A PENNONI ASSOCIATES, INC. / Traffic Engineering Consultant 2021-2022 Annual Reports - Consulting Engineer Agreement	\$120,000.00	\$88,104.81	\$-	0.00%	F
Arora and Associates, P.C. (IBE Prime)	MBE	C-766A ARORA & ASSOCIATES, PC / I-78 NJ Roadway Rehabilitation and Power & Communication Infrastructure - Final and Post Design - Consulting Engineer Agreement	\$2,900,943.54	\$2,412,271.81	\$2,412,271.81	100.00%	A+
Traffic Planning and Design, Inc.		C-769A TRAFFIC PLANNING & DESIGN, INC. / TOA - Structural / Civil - Consulting Engineer Agreement	\$1,000,000.00	\$706,140.81	\$176,429.07	24.99%	C+
Rummel, Klepper and Kahl, LLP		C-770A RUMMEL, KLEPPER & KAHL, LLP / TOA - Electronic Toll Collection / Tolling - Consulting Engineer Agreement	\$750,000.00	\$394,026.94	\$147.79	0.04%	F

\*Met or Exceeded the Target

\*Did Not Meet the Target

\*P/T/D = Paid To Date

Delaware River Joint Toll Bridge Commission

Meeting of January 09, 2025

Active Professional Services Projects Payments Detail Report

Date: From 07/01/2014 To 12/31/2024

IBE Payments Legend	
Score Rankings	IBE Commitment Participation
A+	45% & above
A	35% to 44.9%
B+	30% to 34.9%
B	25% to 29.9%
C+	20% to 24.9%
C	15% to 19.9%
D+	10% to 14.9%
D	5% to 9.9%
F	4.9% & below

Prime Consultants	IBE Firm	Project Title	Contract Value	Prime P / T / D	IBE P / T / D	IBE Actual	Score
French & Parrello Associates		C-771A FRENCH & PARRELLO ASSOCIATES, P.A. / TOA - Facilities - Consulting Engineer Agreement	\$999,620.38	\$663,636.32	\$127,736.82	19.25%	C
KS Engineers, P.C. (IBE Prime)	MBE	C-772A KS ENGINEERS, PC / TOA - Construction Inspection - Consulting Engineer Agreement	\$500,000.00	\$259,807.29	\$259,807.29	100.00%	A+
IH Engineers, P.C. (IBE Prime)	SBE	C-782A IH ENGINEERS, PC (IBE) / Underwater Substructure Improvement Design - All Regions - Professional Engineering Services Agreement	\$1,866,074.12	\$764,532.45	\$764,532.45	100.00%	A+
Traffic Planning and Design, Inc.		C-788A TRAFFIC PLANNING & DESIGN, INC. / TOA - Structural / Civil - Consulting Engineer Agreement	\$1,000,000.00	\$193,835.84	\$-	0.00%	F
Pennoni Associates Inc		C-789A PENNONI ASSOCIATES, INC. / TOA - Consulting Engineer Agreement	\$500,000.00	\$-	\$-	0.00%	N/A
Joseph Jingoli & Son, Inc.		CM-519A JOSEPH JINGOLI & SON, INC. / Southern Operations & Maintenance Facilities Improvements - Consulting Engineer Agreement	\$3,611,070.08	\$2,860,466.20	\$771,541.53	26.97%	B
Johnson, Mirmiran and Thompson, Inc.		CM-590A JOHNSON, MIRMIRAN AND THOMPSON, INC. / Northampton St. TSB Rehabilitation - CM / CI Services - Consulting Engineer Agreement	\$1,554,968.16	\$1,279,571.54	\$325,198.53	25.41%	B
Urban Engineers, Inc.		CM-694A URBAN ENGINEERS, INC. / New Hope Lambertville TSB Rehabilitation - CM / CI Services - Consulting Engineer Agreement	\$1,209,964.08	\$909,891.87	\$230,128.23	25.29%	B
Greenman-Pedersen, Inc.		CM-766A GREENMAN-PEDERSEN, INC. / I-78 NJ Roadway Rehabilitation and Power & Communication Infrastructure Improvements - CM / CI Services - Consulting Engineer Agreement	\$2,405,208.16	\$1,192,001.66	\$138,517.04	11.62%	D+

\*Met or Exceeded the Target

\*Did Not Meet the Target

\*P/T/D = Paid To Date

Delaware River Joint Toll Bridge Commission

Meeting of January 09, 2025

Completed Construction Projects - Summary's & Scores (IBE Payments, Workforce Hours & Ethnicity Participation)

Date: From 07/01/2014 To 12/31/2024

IBE Payments Legend	
Score Rankings	IBE Commitment Participation
A+	45% & above
A	35% to 44.9%
B+	30% to 34.9%
B	25% to 29.9%
C+	20% to 24.9%
C	15% to 19.9%
D+	10% to 14.9%
D	5% to 9.9%
F	4.9% & below

Total of all Primes Contract Values \$546,089,491.37  
 Total Payments to all Primes \$529,522,433.01  
 Total Payments to all IBEs \$106,092,678.02  
 IBE Target 25.00%  
 IBE Actual 20.04%

Workforce Utilization Legend		
Score Rankings	Workforce Commitment Participation	Ethnicity & Gender Participation
A+	30% & above	25% & above
A	25% to 29.9%	15% to 24.9%
B+	20% to 24.9%	over 15%
B	15% to 19.9%	10% to 14.9%
C+	10% to 14.9%	over 10%
C	10% to 14.9%	7.5% to 9.9%
D+	5% to 9.9%	over 7.5%
D	5% to 9.9%	5% to 7.4%
F	4.9% & below	4.9% & below

COMPLETED CONSTRUCTION PROJECTS														
Payments Summary					Workforce Hours Summary 19.66%					Ethnicity Participation Summary				
Total Contracts Value	Total Prime P / T / D	Total IBE P / T / D	Total IBE %	Payments Score (Total IBE Payments)	Total Number of Workers	Total Hours Worked	Caucasian Hours	Total Minority Hours	Total Women Hours	Workforce Score (Total Hours Worked)	Caucasian %	Minority %	Women %	Ethnicity Score (Total Participation)
\$546,089,491.37	\$529,522,433.01	\$106,092,678.02	20.04%	C+	4425	1,727,852.45	1,434,297.06	293,555.39	46,198.00	B	83.01%	16.99%	2.67%	A

DB-724A SCHNEIDER ELECTRIC Electronic Surveillance/Detection System Maintenance Contract														
Payments Summary					Workforce Hours Summary 45.89%					Ethnicity Participation Summary				
Total Contracts Value	Total Prime P / T / D	Total IBE P / T / D	Total IBE %	Payments Score (Total IBE Payments)	Total Number of Workers	Total Hours Worked	Caucasian Hours	Total Minority Hours	Total Women Hours	Workforce Score (Total Hours Worked)	Caucasian %	Minority %	Women %	Ethnicity Score (Total Participation)
\$11,294,820.75	\$1,436,335.65	\$215,551.42	15.01%	C	57	717.00	479.00	238.00	91.00	A+	66.81%	33.19%	12.69%	A+

T-508A BRACY - I-78 Maintenance Garage Expansion at I-78 PA Welcome Center / Maintenance Facility														
Payments Summary					Workforce Hours Summary 7.39%					Ethnicity Participation Summary				
Total Contracts Value	Total Prime P / T / D	Total IBE P / T / D	Total IBE %	Payments Score (Total IBE Payments)	Total Number of Workers	Total Hours Worked	Caucasian Hours	Total Minority Hours	Total Women Hours	Workforce Score (Total Hours Worked)	Caucasian %	Minority %	Women %	Ethnicity Score (Total Participation)
\$10,049,000.00	\$9,845,176.91	\$1,589,381.54	16.14%	C	244	31,516.58	30,048.08	1,468.50	861.25	D	95.34%	4.66%	2.73%	F

T-514A WEST SIDE - DIII Toll Bridges Facilities Emergency Standby Generators Improvements														
Payments Summary					Workforce Hours Summary 0.00%					Ethnicity Participation Summary				
Total Contracts Value	Total Prime P / T / D	Total IBE P / T / D	Total IBE %	Payments Score (Total IBE Payments)	Total Number of Workers	Total Hours Worked	Caucasian Hours	Total Minority Hours	Total Women Hours	Workforce Score (Total Hours Worked)	Caucasian %	Minority %	Women %	Ethnicity Score (Total Participation)
\$680,480.00	\$644,686.00	\$197,339.99	30.61%	B+	0	0.00	0.00	0.00	0.00	N/A	0.00%	0.00%	0.00%	N/A

T-566A INTERCOUNTY PAVING - PORTLAND COLUMBIA TOLL BRIDGE APPROACH ROADWAY IMPROVEMENTS														
Payments Summary					Workforce Hours Summary 0.00%					Ethnicity Participation Summary				
Total Contracts Value	Total Prime P / T / D	Total IBE P / T / D	Total IBE %	Payments Score (Total IBE Payments)	Total Number of Workers	Total Hours Worked	Caucasian Hours	Total Minority Hours	Total Women Hours	Workforce Score (Total Hours Worked)	Caucasian %	Minority %	Women %	Ethnicity Score (Total Participation)
\$6,317,000.00	\$6,193,334.28	\$1,877,906.86	30.32%	B+	0	0.00	0.00	0.00	0.00	N/A	0.00%	0.00%	0.00%	N/A

T-611A MAGNUM (IBE) NH-L Toll Bridge Salt Storage Facility														
Payments Summary					Workforce Hours Summary 2.16%					Ethnicity Participation Summary				
Total Contracts Value	Total Prime P / T / D	Total IBE P / T / D	Total IBE %	Payments Score (Total IBE Payments)	Total Number of Workers	Total Hours Worked	Caucasian Hours	Total Minority Hours	Total Women Hours	Workforce Score (Total Hours Worked)	Caucasian %	Minority %	Women %	Ethnicity Score (Total Participation)
\$1,439,584.00	\$1,348,934.71	\$1,348,934.71	100.00%	A+	65	5,925.50	5,805.50	120.00	8.00	F	97.97%	2.03%	0.14%	F

T-641A MERC0 - Easton / Phillipsburg Ramp C Stabilization														
Payments Summary					Workforce Hours Summary 0.00%					Ethnicity Participation Summary				
Total Contracts Value	Total Prime P / T / D	Total IBE P / T / D	Total IBE %	Payments Score (Total IBE Payments)	Total Number of Workers	Total Hours Worked	Caucasian Hours	Total Minority Hours	Total Women Hours	Workforce Score (Total Hours Worked)	Caucasian %	Minority %	Women %	Ethnicity Score (Total Participation)
\$1,130,000.00	\$998,300.00	\$998,300.00	100.00%	A+	0	0.00	0.00	0.00	0.00	N/A	0.00%	0.00%	0.00%	N/A

Delaware River Joint Toll Bridge Commission

Meeting of January 09, 2025

Completed Construction Projects - Summary's & Scores (IBE Payments, Workforce Hours & Ethnicity Participation)

Date: From 07/01/2014 To 12/31/2024

IBE Payments Legend	
Score Rankings	IBE Commitment Participation
A+	45% & above
A	35% to 44.9%
B+	30% to 34.9%
B	25% to 29.9%
C+	20% to 24.9%
C	15% to 19.9%
D+	10% to 14.9%
D	5% to 9.9%
F	4.9% & below

Total of all Primes Contract Values \$546,089,491.37  
 Total Payments to all Primes \$529,522,433.01  
 Total Payments to all IBEs \$106,092,678.02  
 IBE Target 25.00%  
 IBE Actual 20.04%

Workforce Utilization Legend		
Score Rankings	Workforce Commitment Participation	Ethnicity & Gender Participation
A+	30% & above	25% & above
A	25% to 29.9%	15% to 24.9%
B+	20% to 24.9%	over 15%
B	15% to 19.9%	10% to 14.9%
C+	10% to 14.9%	over 10%
C	10% to 14.9%	7.5% to 9.9%
D+	5% to 9.9%	over 7.5%
D	5% to 9.9%	5% to 7.4%
F	4.9% & below	4.9% & below

T-644A J.D. ECKMAN - Easton Phillipsburg TB Facility Administration Bldg.														
Payments Summary				Workforce Hours Summary 28.50%						Ethnicity Participation Summary				
Total Contracts Value	Total Prime P / T / D	Total IBE P / T / D	Total IBE %	Payments Score (Total IBE Payments)	Total Number of Workers	Total Hours Worked	Caucasian Hours	Total Minority Hours	Total Women Hours	Workforce Score (Total Hours Worked)	Caucasian %	Minority %	Women %	Ethnicity Score (Total Participation)
\$11,117,003.61	\$11,038,703.72	\$3,066,725.97	27.78%	B	320	47,800.75	35,278.00	12,522.75	1,098.75	A	73.80%	26.20%	2.30%	A+

T-645A MJF Building & Facilities Energy Conservation														
Payments Summary				Workforce Hours Summary 23.54%						Ethnicity Participation Summary				
Total Contracts Value	Total Prime P / T / D	Total IBE P / T / D	Total IBE %	Payments Score (Total IBE Payments)	Total Number of Workers	Total Hours Worked	Caucasian Hours	Total Minority Hours	Total Women Hours	Workforce Score (Total Hours Worked)	Caucasian %	Minority %	Women %	Ethnicity Score (Total Participation)
\$5,376,806.87	\$5,376,806.87	\$5,376,806.87	100.00%	A+	46	9,735.28	7,509.23	2,226.05	65.75	B+	77.13%	22.87%	0.68%	A

T-645B SCHNEIDER ELECTRIC Building & Facilities Energy Conservation Measures - Mechanical/Controls														
Payments Summary				Workforce Hours Summary 0.00%						Ethnicity Participation Summary				
Total Contracts Value	Total Prime P / T / D	Total IBE P / T / D	Total IBE %	Payments Score (Total IBE Payments)	Total Number of Workers	Total Hours Worked	Caucasian Hours	Total Minority Hours	Total Women Hours	Workforce Score (Total Hours Worked)	Caucasian %	Minority %	Women %	Ethnicity Score (Total Participation)
\$1,247,159.50	\$1,247,159.50	\$129,525.50	10.39%	D+	7	1,625.50	1,625.50	0.00	0.00	F	100.00%	0.00%	0.00%	F

T-661A TRC - SFB Replacement Project Subsurface Boring & Sampling														
Payments Summary				Workforce Hours Summary 0.00%						Ethnicity Participation Summary				
Total Contracts Value	Total Prime P / T / D	Total IBE P / T / D	Total IBE %	Payments Score (Total IBE Payments)	Total Number of Workers	Total Hours Worked	Caucasian Hours	Total Minority Hours	Total Women Hours	Workforce Score (Total Hours Worked)	Caucasian %	Minority %	Women %	Ethnicity Score (Total Participation)
\$1,559,275.00	\$1,438,941.98	\$234,466.30	16.29%	C	0	0.00	0.00	0.00	0.00	N/A	0.00%	0.00%	0.00%	N/A

T-666A PKF - SFB Replacement Project Construction for PA Noise Walls														
Payments Summary				Workforce Hours Summary 14.94%						Ethnicity Participation Summary				
Total Contracts Value	Total Prime P / T / D	Total IBE P / T / D	Total IBE %	Payments Score (Total IBE Payments)	Total Number of Workers	Total Hours Worked	Caucasian Hours	Total Minority Hours	Total Women Hours	Workforce Score (Total Hours Worked)	Caucasian %	Minority %	Women %	Ethnicity Score (Total Participation)
\$11,394,750.00	\$11,219,737.01	\$3,338,786.23	29.76%	B	42	5,738.00	5,122.00	616.00	241.50	C	89.26%	10.74%	4.21%	B

T-667A AP CONSTRUCTION - SFB Replacement Project Tree Clearing														
Payments Summary				Workforce Hours Summary 0.00%						Ethnicity Participation Summary				
Total Contracts Value	Total Prime P / T / D	Total IBE P / T / D	Total IBE %	Payments Score (Total IBE Payments)	Total Number of Workers	Total Hours Worked	Caucasian Hours	Total Minority Hours	Total Women Hours	Workforce Score (Total Hours Worked)	Caucasian %	Minority %	Women %	Ethnicity Score (Total Participation)
\$1,814,999.39	\$1,721,688.26	\$454,825.01	26.42%	B	0	0.00	0.00	0.00	0.00	N/A	0.00%	0.00%	0.00%	N/A

T-668A TRUMBULL 2 New Jersey - SFB Replacement Project														
Payments Summary				Workforce Hours Summary 21.57%						Ethnicity Participation Summary				
Total Contracts Value	Total Prime P / T / D	Total IBE P / T / D	Total IBE %	Payments Score (Total IBE Payments)	Total Number of Workers	Total Hours Worked	Caucasian Hours	Total Minority Hours	Total Women Hours	Workforce Score (Total Hours Worked)	Caucasian %	Minority %	Women %	Ethnicity Score (Total Participation)
\$-	\$-	\$-	0.00%	N/A	1729	666,190.74	539,434.44	126,756.30	16,967.50	B+	80.97%	19.03%	2.55%	A

Delaware River Joint Toll Bridge Commission

Meeting of January 09, 2025

Completed Construction Projects - Summary's & Scores (IBE Payments, Workforce Hours & Ethnicity Participation)

Date: From 07/01/2014 To 12/31/2024

IBE Payments Legend	
Score Rankings	IBE Commitment Participation
A+	45% & above
A	35% to 44.9%
B+	30% to 34.9%
B	25% to 29.9%
C+	20% to 24.9%
C	15% to 19.9%
D+	10% to 14.9%
D	5% to 9.9%
F	4.9% & below

**Total of all Primes Contract Values \$546,089,491.37**

**Total Payments to all Primes \$529,522,433.01**

**Total Payments to all IBEs \$106,092,678.02**

**IBE Target 25.00%**

**IBE Actual 20.04%**

Workforce Utilization Legend		
Score Rankings	Workforce Commitment Participation	Ethnicity & Gender Participation
A+	30% & above	25% & above
A	25% to 29.9%	15% to 24.9%
B+	20% to 24.9%	over 15%
B	15% to 19.9%	10% to 14.9%
C+	10% to 14.9%	over 10%
C	10% to 14.9%	7.5% to 9.9%
D+	5% to 9.9%	over 7.5%
D	5% to 9.9%	5% to 7.4%
F	4.9% & below	4.9% & below

T-688A TRUMBULL 1 Pennsylvania SFB Bridge Replacement Project														
Payments Summary				Workforce Hours Summary 18.76%						Ethnicity Participation Summary				
Total Contracts Value	Total Prime P / T / D	Total IBE P / T / D	Total IBE %	Payments Score (Total IBE Payments)	Total Number of Workers	Total Hours Worked	Caucasian Hours	Total Minority Hours	Total Women Hours	Workforce Score (Total Hours Worked)	Caucasian %	Minority %	Women %	Ethnicity Score (Total Participation)
\$436,216,954.02	\$437,608,416.90	\$76,711,826.97	17.53%	C	1953	841,284.08	709,643.76	131,640.32	26,191.25	B	84.35%	15.65%	3.11%	A

T-705A SPARWICK - I-78 Toll Plaza Bumper Block Replacement														
Payments Summary				Workforce Hours Summary 0.00%						Ethnicity Participation Summary				
Total Contracts Value	Total Prime P / T / D	Total IBE P / T / D	Total IBE %	Payments Score (Total IBE Payments)	Total Number of Workers	Total Hours Worked	Caucasian Hours	Total Minority Hours	Total Women Hours	Workforce Score (Total Hours Worked)	Caucasian %	Minority %	Women %	Ethnicity Score (Total Participation)
\$160,006.00	\$160,006.00	\$160,006.00	100.00%	A+	0	0.00	0.00	0.00	0.00	N/A	0.00%	0.00%	0.00%	N/A

T-707A Bracy Commission Administration Building at SFB & Adaptive Reuse of the 1799 Building														
Payments Summary				Workforce Hours Summary 12.32%						Ethnicity Participation Summary				
Total Contracts Value	Total Prime P / T / D	Total IBE P / T / D	Total IBE %	Payments Score (Total IBE Payments)	Total Number of Workers	Total Hours Worked	Caucasian Hours	Total Minority Hours	Total Women Hours	Workforce Score (Total Hours Worked)	Caucasian %	Minority %	Women %	Ethnicity Score (Total Participation)
\$21,468,985.71	\$21,468,985.71	\$4,382,167.83	20.41%	C+	435	80,061.86	70,408.20	9,653.66	209.00	C	87.94%	12.06%	0.26%	B

T-708A Allied Painting New Hope-Lambertville Toll Bridge Floor System Rehabilitation -Facility Administration Building														
Payments Summary				Workforce Hours Summary 64.88%						Ethnicity Participation Summary				
Total Contracts Value	Total Prime P / T / D	Total IBE P / T / D	Total IBE %	Payments Score (Total IBE Payments)	Total Number of Workers	Total Hours Worked	Caucasian Hours	Total Minority Hours	Total Women Hours	Workforce Score (Total Hours Worked)	Caucasian %	Minority %	Women %	Ethnicity Score (Total Participation)
\$1,694,000.00	\$1,546,100.00	\$170,944.28	11.06%	D+	26	5,244.00	1,842.50	3,401.50	0.00	A+	35.14%	64.86%	0.00%	A+

T-711AR BRACY - Easton Phillipsburg Toll Bridge Salt Storage Building														
Payments Summary				Workforce Hours Summary 15.61%						Ethnicity Participation Summary				
Total Contracts Value	Total Prime P / T / D	Total IBE P / T / D	Total IBE %	Payments Score (Total IBE Payments)	Total Number of Workers	Total Hours Worked	Caucasian Hours	Total Minority Hours	Total Women Hours	Workforce Score (Total Hours Worked)	Caucasian %	Minority %	Women %	Ethnicity Score (Total Participation)
\$1,711,600.00	\$1,666,931.06	\$18,727.94	1.12%	F	77	5,669.75	4,784.50	885.25	0.00	B	84.39%	15.61%	0.00%	A

T-717A BRACY Millford-Montague Toll Bridge Salt Storage Building														
Payments Summary				Workforce Hours Summary 7.70%						Ethnicity Participation Summary				
Total Contracts Value	Total Prime P / T / D	Total IBE P / T / D	Total IBE %	Payments Score (Total IBE Payments)	Total Number of Workers	Total Hours Worked	Caucasian Hours	Total Minority Hours	Total Women Hours	Workforce Score (Total Hours Worked)	Caucasian %	Minority %	Women %	Ethnicity Score (Total Participation)
\$1,244,000.00	\$1,232,810.45	\$70,588.96	5.73%	D	43	3,227.00	2,978.50	248.50	0.00	D	92.30%	7.70%	0.00%	C

T-719A ROAD-CON Delaware Water Gap Toll Bridge Facility Westbound Toll Plaza Roadway and NJ Approach Repairs.														
Payments Summary				Workforce Hours Summary 23.68%						Ethnicity Participation Summary				
Total Contracts Value	Total Prime P / T / D	Total IBE P / T / D	Total IBE %	Payments Score (Total IBE Payments)	Total Number of Workers	Total Hours Worked	Caucasian Hours	Total Minority Hours	Total Women Hours	Workforce Score (Total Hours Worked)	Caucasian %	Minority %	Women %	Ethnicity Score (Total Participation)
\$3,773,197.85	\$3,554,825.27	\$610,051.82	17.16%	C	123	9,822.57	7,915.77	1,906.80	419.50	B+	80.59%	19.41%	4.27%	A

Delaware River Joint Toll Bridge Commission

Meeting of January 09, 2025

Completed Construction Projects - Summary's & Scores (IBE Payments, Workforce Hours & Ethnicity Participation)

Date: From 07/01/2014 To 12/31/2024

IBE Payments Legend	
Score Rankings	IBE Commitment Participation
A+	45% & above
A	35% to 44.9%
B+	30% to 34.9%
B	25% to 29.9%
C+	20% to 24.9%
C	15% to 19.9%
D+	10% to 14.9%
D	5% to 9.9%
F	4.9% & below

Total of all Primes Contract Values \$546,089,491.37

Total Payments to all Primes \$529,522,433.01

Total Payments to all IBEs \$106,092,678.02

IBE Target 25.00%

IBE Actual 20.04%

Workforce Utilization Legend		
Score Rankings	Workforce Commitment Participation	Ethnicity & Gender Participation
A+	30% & above	25% & above
A	25% to 29.9%	15% to 24.9%
B+	20% to 24.9%	over 15%
B	15% to 19.9%	10% to 14.9%
C+	10% to 14.9%	over 10%
C	10% to 14.9%	7.5% to 9.9%
D+	5% to 9.9%	over 7.5%
D	5% to 9.9%	5% to 7.4%
F	4.9% & below	4.9% & below

T-730A BRACY Southern Operations & Maintenance Facilities Improvements Trenton Morrisville Salt Operations

Payments Summary				Workforce Hours Summary 6.86%						Ethnicity Participation Summary				
Total Contracts Value	Total Prime P / T / D	Total IBE P / T / D	Total IBE %	Payments Score (Total IBE Payments)	Total Number of Workers	Total Hours Worked	Caucasian Hours	Total Minority Hours	Total Women Hours	Workforce Score (Total Hours Worked)	Caucasian %	Minority %	Women %	Ethnicity Score (Total Participation)
\$3,275,000.00	\$3,234,621.97	\$450,025.89	13.91%	D+	57	5,831.08	5,471.58	359.50	40.00	D	93.83%	6.17%	0.69%	D

T-746A ROAD-CON, INC. / Trenton Morrisville TB Roadway repaving and Deck Sealing Improvements

Payments Summary				Workforce Hours Summary 25.00%						Ethnicity Participation Summary				
Total Contracts Value	Total Prime P / T / D	Total IBE P / T / D	Total IBE %	Payments Score (Total IBE Payments)	Total Number of Workers	Total Hours Worked	Caucasian Hours	Total Minority Hours	Total Women Hours	Workforce Score (Total Hours Worked)	Caucasian %	Minority %	Women %	Ethnicity Score (Total Participation)
\$1.00	\$-	\$-	0.00%	N/A	5	64.00	48.00	16.00	0.00	A	75.00%	25.00%	0.00%	A+

TS-639B MOUNT CONSTRUCTION - Lower Trenton TSB Approach Roadways Improvements

Payments Summary				Workforce Hours Summary 0.00%						Ethnicity Participation Summary				
Total Contracts Value	Total Prime P / T / D	Total IBE P / T / D	Total IBE %	Payments Score (Total IBE Payments)	Total Number of Workers	Total Hours Worked	Caucasian Hours	Total Minority Hours	Total Women Hours	Workforce Score (Total Hours Worked)	Caucasian %	Minority %	Women %	Ethnicity Score (Total Participation)
\$2,731,688.30	\$2,090,794.00	\$2,090,794.00	100.00%	A+	0	0.00	0.00	0.00	0.00	N/A	0.00%	0.00%	0.00%	N/A

TS-650A ROAD-CON - RIVERTON BELVIDERE TSB

Payments Summary				Workforce Hours Summary 0.00%						Ethnicity Participation Summary				
Total Contracts Value	Total Prime P / T / D	Total IBE P / T / D	Total IBE %	Payments Score (Total IBE Payments)	Total Number of Workers	Total Hours Worked	Caucasian Hours	Total Minority Hours	Total Women Hours	Workforce Score (Total Hours Worked)	Caucasian %	Minority %	Women %	Ethnicity Score (Total Participation)
\$708,707.00	\$652,738.50	\$28,347.48	4.34%	F	0	0.00	0.00	0.00	0.00	N/A	0.00%	0.00%	0.00%	N/A

TS-677A SPARWICK - SF TSB Interim Deck Repairs on I-95

Payments Summary				Workforce Hours Summary 13.62%						Ethnicity Participation Summary				
Total Contracts Value	Total Prime P / T / D	Total IBE P / T / D	Total IBE %	Payments Score (Total IBE Payments)	Total Number of Workers	Total Hours Worked	Caucasian Hours	Total Minority Hours	Total Women Hours	Workforce Score (Total Hours Worked)	Caucasian %	Minority %	Women %	Ethnicity Score (Total Participation)
\$999,656.00	\$999,656.00	\$999,656.00	100.00%	A+	8	580.00	501.00	79.00	0.00	C	86.38%	13.62%	0.00%	B

TS-687A CARR & DUFF - Lower Trenton Toll Supported Bridge Replacement of Sign Lighting Elements

Payments Summary				Workforce Hours Summary 1.50%						Ethnicity Participation Summary				
Total Contracts Value	Total Prime P / T / D	Total IBE P / T / D	Total IBE %	Payments Score (Total IBE Payments)	Total Number of Workers	Total Hours Worked	Caucasian Hours	Total Minority Hours	Total Women Hours	Workforce Score (Total Hours Worked)	Caucasian %	Minority %	Women %	Ethnicity Score (Total Participation)
\$647,000.00	\$647,000.00	\$163,632.58	25.29%	B	14	2,734.00	2,693.00	41.00	0.00	F	98.50%	1.50%	0.00%	F

TS-699A CARR & DUFF LOWER TRENTON TSB APPROACH TRAFFIC SIGNAL EQUIPMENT UPGRADES

Payments Summary				Workforce Hours Summary 28.52%						Ethnicity Participation Summary				
Total Contracts Value	Total Prime P / T / D	Total IBE P / T / D	Total IBE %	Payments Score (Total IBE Payments)	Total Number of Workers	Total Hours Worked	Caucasian Hours	Total Minority Hours	Total Women Hours	Workforce Score (Total Hours Worked)	Caucasian %	Minority %	Women %	Ethnicity Score (Total Participation)
\$161,150.37	\$161,150.32	\$61,169.00	37.96%	A	11	433.00	309.50	123.50	0.00	A	71.48%	28.52%	0.00%	A+

Delaware River Joint Toll Bridge Commission

Meeting of January 09, 2025

Completed Construction Projects - Summary's & Scores (IBE Payments, Workforce Hours & Ethnicity Participation)

Date: From 07/01/2014 To 12/31/2024

IBE Payments Legend	
Score Rankings	IBE Commitment Participation
A+	45% & above
A	35% to 44.9%
B+	30% to 34.9%
B	25% to 29.9%
C+	20% to 24.9%
C	15% to 19.9%
D+	10% to 14.9%
D	5% to 9.9%
F	4.9% & below

Total of all Primes Contract Values \$546,089,491.37

Total Payments to all Primes \$529,522,433.01

Total Payments to all IBEs \$106,092,678.02

IBE Target 25.00%

IBE Actual 20.04%

Workforce Utilization Legend		
Score Rankings	Workforce Commitment Participation	Ethnicity & Gender Participation
A+	30% & above	25% & above
A	25% to 29.9%	15% to 24.9%
B+	20% to 24.9%	over 15%
B	15% to 19.9%	10% to 14.9%
C+	10% to 14.9%	over 10%
C	10% to 14.9%	7.5% to 9.9%
D+	5% to 9.9%	over 7.5%
D	5% to 9.9%	5% to 7.4%
F	4.9% & below	4.9% & below

TTS-723A J FLETCHER CREAMER On Call Beam Guide Rail & Attenuator Replacement

Payments Summary				Workforce Hours Summary 38.70%						Ethnicity Participation Summary				
Total Contracts Value	Total Prime P / T / D	Total IBE P / T / D	Total IBE %	Payments Score (Total IBE Payments)	Total Number of Workers	Total Hours Worked	Caucasian Hours	Total Minority Hours	Total Women Hours	Workforce Score (Total Hours Worked)	Caucasian %	Minority %	Women %	Ethnicity Score (Total Participation)
\$1,376,666.00	\$756,232.60	\$113,829.53	15.05%	C	55	2,315.50	1,419.50	896.00	0.00	A+	61.30%	38.70%	0.00%	A+

TTS-736A RCC BUILDERS & DEVELOPERS - (IBE) JOC for Building and Facility Work North Region

Payments Summary				Workforce Hours Summary 48.50%						Ethnicity Participation Summary				
Total Contracts Value	Total Prime P / T / D	Total IBE P / T / D	Total IBE %	Payments Score (Total IBE Payments)	Total Number of Workers	Total Hours Worked	Caucasian Hours	Total Minority Hours	Total Women Hours	Workforce Score (Total Hours Worked)	Caucasian %	Minority %	Women %	Ethnicity Score (Total Participation)
\$3,000,000.00	\$68,665.26	\$68,665.26	100.00%	A+	2	334.00	172.00	162.00	0.00	A+	51.50%	48.50%	0.00%	A+

TTS-737A RCC BUILDERS & DEVELOPERS - Job Order Contracting for Building & Facility Work SOUTH REGION

Payments Summary				Workforce Hours Summary 19.88%						Ethnicity Participation Summary				
Total Contracts Value	Total Prime P / T / D	Total IBE P / T / D	Total IBE %	Payments Score (Total IBE Payments)	Total Number of Workers	Total Hours Worked	Caucasian Hours	Total Minority Hours	Total Women Hours	Workforce Score (Total Hours Worked)	Caucasian %	Minority %	Women %	Ethnicity Score (Total Participation)
\$3,500,000.00	\$1,163,694.08	\$1,163,694.08	100.00%	A+	35	1,002.26	807.50	194.76	4.50	B	80.57%	19.43%	0.45%	A

Delaware River Joint Toll Bridge Commission

Meeting of January 09, 2025

Completed Professional Services Projects Payments Detail Report

Date: From 07/01/2014 To 12/31/2024

IBE Payments Legend	
Score Rankings	IBE Commitment Participation
A+	45% & above
A	35% to 44.9%
B+	30% to 34.9%
B	25% to 29.9%
C+	20% to 24.9%
C	15% to 19.9%
D+	10% to 14.9%
D	5% to 9.9%
F	4.9% & below

Summary			Contract Value	Prime P / T / D	IBE P / T / D	IBE Actual	Score
Professional and Construction Projects Totals			\$608,812,360.17	\$585,201,577.10	\$122,854,144.51	20.99%	C+
Professional Services Projects Totals			\$62,722,858.80	\$58,679,144.70	\$16,761,466.48	30.10%	B+
Prime Consultants	IBE Firm	Project Title	Contract Value	Prime P / T / D	IBE P / T / D	IBE Actual	Score
Burns Engineering, Inc.		C-508A BURNS - I-78 Maintenance Garage Expansion	\$717,042.74	\$717,042.74	\$305,795.94	42.65%	A
Gannett Fleming Inc. - Camp Hill, PA		C-644A GANNETT - I-78 Bridges & Approach Slab Rehabilitation	\$651,157.49	\$600,565.63	\$42,925.47	7.15%	D
Ammann & Whitney		C-650A AMMANN - Riverton / Belvidere TSB Critical Member Strengthening - Design	\$517,538.84	\$451,072.33	\$36,347.80	8.06%	D
Joseph Jingoli & Son, Inc.		C-657A JINGOLI - TOA / Building Construction Management Services - PA Assignment Level 3 Toll Bridge Facilities Energy Contract	\$300,000.00	\$297,447.96	\$13,380.00	4.50%	F
McCormick Taylor, Inc.		C-662A MCCORMICK - SFB Replacement Public Involvement Services	\$1,800,016.87	\$1,566,323.71	\$382,985.84	24.45%	C+
Pennoni Associates Inc		C-663A PENNONI - SFB Replacement Project Traffic Engineering Services Pre-construction Traffic Study	\$248,468.49	\$237,424.67	\$118,547.24	49.93%	A+
Cherry, Weber & Associates, P.C.		C-684A-1/2 Van Cleef Engineering Associates, LLC - formally - CHERRY WEBER ENG. - General Engineering Services 2015-2018 Annual Inspections for contract C-684A-1	\$1,222,340.65	\$1,222,340.65	\$292,358.15	23.92%	C+
Johnson, Mirmiran and Thompson, Inc.		C-696A JMT - TOA / Engineering Services - PA Assignment	\$500,000.00	\$436,347.22	\$92,842.42	21.28%	C+
Rummel, Klepper and Kahl, LLP		C-701A RK&K - TOA / Engineering Services for Electronic Toll Collection Systems	\$500,000.00	\$461,812.98	\$91,464.15	19.81%	C
IH Engineers, P.C. (IBE Prime)	MBE	C-702B IH ENGS (IBE)- STRUCTURAL / CIVIL TASK ORDER AGREEMENT - NJ ASSIGNMENT	\$1,000,000.00	\$863,109.07	\$863,109.07	100.00%	A+
Urban Engineers, Inc.		C-703A URBAN - TOA / Construction Management Services for PA Assignment	\$500,000.00	\$445,990.62	\$89,676.75	20.11%	C+
USA Architects (IBE Prime)	SBE	C-707A USA - Commission Administration Building at Scudder Falls	\$1,376,451.71	\$1,376,354.11	\$1,376,354.11	100.00%	A+
Pennoni Associates Inc		C-715A PENNONI ASSOCIATES INC -Structural/Civil Task Order Agreement - PA Assignment	\$1,000,000.00	\$826,516.45	\$198,308.65	23.99%	C+
KS Engineers, P.C. (IBE Prime)	MBE	C-733A KS ENGINEERS, P.C. - CONSTRUCTION MANAGEMENT SERVICES TASK ORDER AGREEMENT FOR PROFESSIONAL ENGINEERING SERVICES	\$500,000.00	\$459,522.55	\$459,522.55	100.00%	A+
Pickering, Corts & Summerson, Inc. (IBE Prime)	SBE	C-757A - PICKERING, CORTS & SUMMERSON - SBE - PROFESSIONAL ENGINEERING SERVICES FOR THE GENERAL ENGINEERING SERVICES 2021-2021 ANNUAL INSPECTION	\$1,280,000.00	\$531,101.62	\$531,101.62	100.00%	A+
Jacobs Engineering Group Inc.		CI-566A JACOBS - Portland / Columbia Toll Bridge Approach Roadways Improvements	\$532,349.00	\$476,991.53	\$144,473.11	30.29%	B+
Jacobs Engineering Group Inc.		CI-665A JACOBS - SFB Replacement Project Engineering Services for PA Noise Walls Construction	\$626,965.76	\$626,933.76	\$44,766.05	7.14%	D
TRC Engineers		CI-671A TRC - SFB Replacement Project Engineering Services for PA Approach Improvements	\$6,515,220.03	\$4,191,312.55	\$1,401,556.53	33.44%	B+
WSP/PARSONS BRINCKERHOFF.INC		CI-672A PARSONS (WSP) - SFB Replacement Project Engineering Services for Main River Bridge Replacement	\$7,776,718.32	\$5,398,968.46	\$1,398,298.09	25.90%	B
Gannett Fleming Inc. - Camp Hill, PA		CI-673A GANNETT - SFB Replacement Project Engineering Services for NJ Approach Construction	\$6,568,103.32	\$6,084,459.84	\$1,932,944.20	31.77%	B+
STV Inc. - Trenton, NJ		CM-508A STV - I-78 Maintenance Garage Expansion Engineering Services for Construction Management	\$586,402.81	\$582,335.21	\$44,851.79	7.70%	D
Greenman-Pedersen, Inc.		CM-644A GPI - I-78 Bridges and Approach Slabs Rehabilitation Construction Management / Inspection Services	\$1,545,442.08	\$1,429,603.53	\$266,934.72	18.67%	C
Greenman-Pedersen, Inc.		CM-664A GPI - SFB Replacement Project PA Noise Walls Construction Management Services	\$912,693.42	\$849,622.00	\$137,484.89	16.18%	C

\*Met or Exceeded the Target

\*Did Not Meet the Target

\*P/T/D = Paid To Date

Delaware River Joint Toll Bridge Commission

Meeting of January 09, 2025

Completed Professional Services Projects Payments Detail Report

Date: From 07/01/2014 To 12/31/2024

IBE Payments Legend	
Score Rankings	IBE Commitment Participation
A+	45% & above
A	35% to 44.9%
B+	30% to 34.9%
B	25% to 29.9%
C+	20% to 24.9%
C	15% to 19.9%
D+	10% to 14.9%
D	5% to 9.9%
F	4.9% & below

Prime Consultants	IBE Firm	Project Title	Contract Value	Prime P / T / D	IBE P / T / D	IBE Actual	Score
Hill International, Inc. - Philadelphia, PA		CM-669A HILL - SFB Replacement Project Construction Management Services	\$25,015,066.98	\$25,015,064.91	\$6,459,687.39	25.82%	B
Joseph Jingoli & Son, Inc.		CM-707A JINGOLI - Commission Administration Building at Scudder Falls - Construction Management Services	\$530,880.29	\$530,880.29	\$35,749.96	6.73%	D

\*Met or Exceeded the Target

\*Did Not Meet the Target

\*P/T/D = Paid To Date

**Delaware River Joint Toll Bridge Commission**  
**Meeting of January 9, 2025**

**MINORITY, WOMEN AND SMALL BUSINESS ENTERPRISE PROGRAM**

The Delaware River Joint Toll Bridge Commission implemented a one-year Minority Business Enterprise (MBE) pilot program, with a 7% participation goal, and the Women Business Enterprise (WBE) pilot program with a 3% goal. These goals applied to consultants and contractors' participating in the Commission's Capital Program and were effective on September 1, 2008.

At its December 2008 Commission Meeting, the Commission revised the pilot program to specify a 25% Small Business Enterprise (SBE) goal to New Jersey assigned consultant contracts in lieu of the previously specified 7% MBE and 3% WBE goals.

At its December 2010 Commission Meeting, due to the success of the Commission's MWSBE Pilot Program, the Delaware River Joint Toll Bridge Commission adopted a resolution for permanent status of the Minority Business Enterprise (MBE) program, with a 7% participation goal, and the Women Business Enterprise (WBE) program with a 3% goal, and the Small Business Enterprise (SBE) program with a 25% goal. These goals apply to consultants and contractors' participating in the Commission's Capital Program.

The Contract Compliance Department continues to monitor, update and analyze the payments for the MWSBE diversity program.

- |   |                   |
|---|-------------------|
| a) PA Assigned Professional Services Contracts:       | 7% MBE and 3% WBE |
| b) No State Assigned Professional Services Contracts: | 7% MBE and 3% WBE |
| c) Capital Plan Construction Contracts:               | 7% MBE and 3% WBE |
| d) NJ Assigned Professional Services Contracts:       | 25% SBE           |

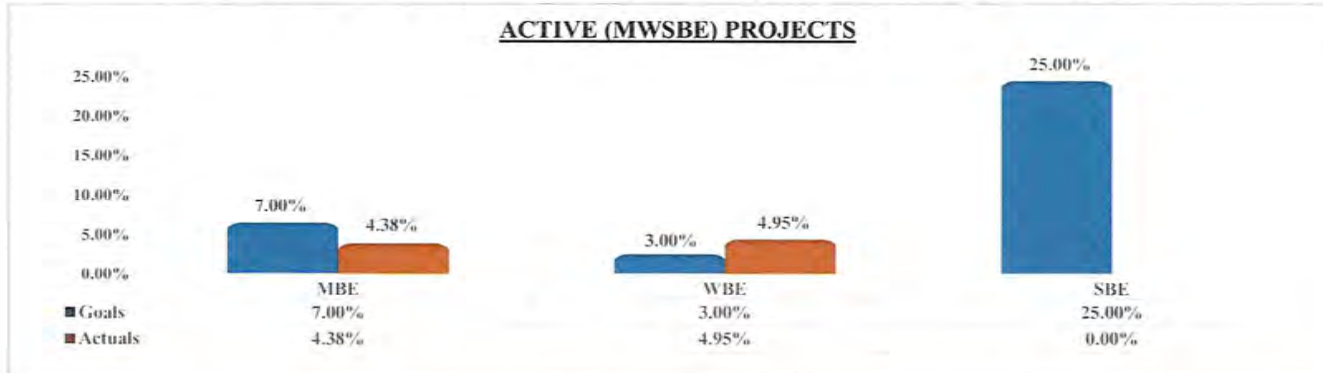
Numerous diversified businesses have benefited and continue to benefit from the Commission's previous M/W/SBE Program. The number of Contracts awarded during the MWSBE Program are as follows:

- |                                   |     |
|-----------------------------------|-----|
| ➤ Active Projects:                | 1   |
| ➤ Completed Projects:             | 76  |
| ➤ Total Capital Program Projects: | 77  |
| ➤ Total Number of Contractors:    | 180 |

As of July 1, 2014 projects fall into the status now commonly referred to as IBE (Identified Business Enterprise) with a projected target to be or to exceed 25% of the total project award amount.

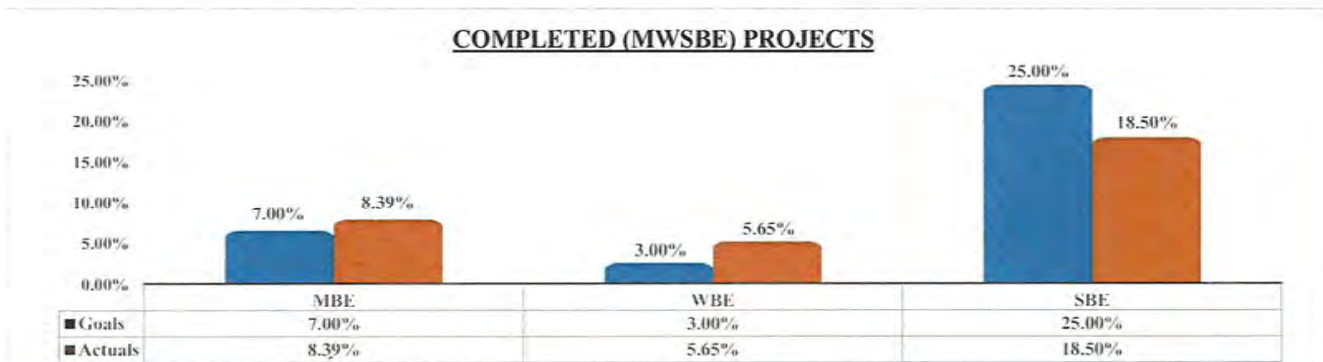
**Delaware River Joint Toll Bridge Commission  
Meeting of January 9, 2025**

**ACTIVE and COMPLETED (MWSBE) PROJECTS PAYMENTS**



M/WBE Actual Summary Totals \$2,810,599.24	MBE		WBE		SBE Actual Summary Totals \$0.00	SBE	
	ACTUAL	PAYMENTS	ACTUAL	PAYMENTS		ACTUAL	PAYMENTS
	4.38%	\$1,319,428.97	4.95%	\$1,491,170.27	0.00%	\$0.00	

PROJECT NO.	CONTRACTOR / CONSULTANT	PROJECT VALUE	TOTAL PAYMENTS TO DATE	MBE GOAL 7%	MBE PAYMENTS	WBE GOAL 3%	WBE PAYMENTS	SBE GOAL 25%	SBE PAYMENTS
C-502A	AECOM Transp.	\$ 30,397,000.00	\$ 30,140,549.35	4.38%	\$ 1,319,428.97	4.95%	\$ 1,491,170.27		\$ -



M/WBE Actual Summary Totals \$141,820,320.30	MBE		WBE		SBE Actual Summary Totals \$18,938,470.71	SBE	
	ACTUAL	PAYMENTS	ACTUAL	PAYMENTS		ACTUAL	PAYMENTS
	8.39%	\$11,903,166.05	5.65%	\$8,008,051.95	18.50%	\$3,502,973.00	

The details relative to the Completed Projects data above are available on the following pages.

**Delaware River Joint Toll Bridge Commission  
Meeting of January 9, 2025**

**Minority, Women and Small Business Enterprise Payment Reporting  
Completed Contracts**

\*Categories highlighted below indicates the Prime has either met or exceeded the target.

PROJECT NO.	CONTRACTOR / CONSULTANT	CONTRACT VALUE	MBE GOAL 7.0 %	MBE PAYMENTS	WBE GOAL 3.0 %	WBE PAYMENTS	SBE GOAL 25.0 %	SBE PAYMENTS
DB-427B	A.P. Construction	\$ 4,356,866.00	10.00%	\$ 435,686.60	7.30%	\$ 318,051.22		
T/TS-573A	A.P. Construction	\$ 7,823,588.00	7.69%	\$ 601,633.92	4.92%	\$ 384,920.53		
T-440BR	A.P. Construction	\$ 4,608,295.33	11.70%	\$ 539,170.55	7.33%	\$ 337,788.05		
TTS-476A-2	A.P. Construction	\$ 3,511,153.06	7.20%	\$ 252,803.02	5.50%	\$ 193,113.42		
T-472A	Allied Painting	\$ 15,595,983.76	9.70%	\$ 1,512,810.42	15.00%	\$ 2,339,397.56		
C-443A	Ammann & Whitney	\$ 770,909.81	10.00%	\$ 77,090.98	14.00%	\$ 107,927.37		
C-445A	Ammann & Whitney	\$ 920,304.08	7.20%	\$ 66,261.89	3.20%	\$ 29,449.73		
C-629B	Michael Baker	\$ 500,000.00					2.79%	\$ 13,937.96
T-474A	Bracy Contracting	\$ 2,660,000.00	6.05%	\$ 160,930.00	2.87%	\$ 76,342.00		
C-474A	Brinjac	\$ 287,603.87	8.00%	\$ 23,008.31	9.00%	\$ 25,884.35		
C-627A	Buchart Horn	\$ 132,374.35						
C-598A	Burns Group	\$ 408,272.00					8.00%	\$ 32,661.76
C-454A	Carroll Engineers	\$ 500,000.00	18.10%	\$ 90,500.00	5.90%	\$ 29,500.00		
C-543A	Cherry Weber	\$ 612,233.00					28.30%	\$ 173,261.94
C-639A	Cherry Weber	\$ 401,455.40	18.10%	\$ 72,663.43	5.90%	\$ 23,685.87		
T-498A	Cornell & Co.	\$ 1,999,015.22	9.30%	\$ 185,908.42	6.30%	\$ 125,937.96		
T-554A	Dayspring Electric	\$ 232,117.66						
C-628A	Dewberry	\$ 474,625.86	9.69%	\$ 46,014.78	13.27%	\$ 62,999.77	9.12%	\$ 43,294.17
C-454B	French & Parelo	\$ 500,000.00					17.00%	\$ 85,000.00
C-627B	French & Parelo	\$ 276,851.59					5.70%	\$ 28,487.21
C-453A	Gannett Fleming	\$ 1,000,000.00	5.33%	\$ 53,300.00	0.87%	\$ 8,700.00		\$ -
C-598B	Gannett Fleming	\$ 367,353.90					8.95%	\$ 32,878.17
C-566A	Greenman Pedersen	\$ 350,675.02	9.54%	\$ 33,464.64	0.83%	\$ 2,924.37		\$ -
C-599B	Greenman Pedersen	\$ 1,000,000.00					4.00%	\$ 40,000.00
CM-437A	Greenman Pedersen	\$ 2,559,020.59					19.50%	\$ 499,009.02
CM-440B	Greenman Pedersen	\$ 753,336.71					17.64%	\$ 132,888.60
T-441A	H & G Contractors	\$ 1,586,698.00	6.60%	\$ 104,722.07	1.57%	\$ 24,911.16		
C-530A	Hill International	\$ 400,000.00	2.50%	\$ 10,000.00				
CM-427B	Hill International	\$ 629,749.00					13.60%	\$ 85,645.86
CM-447B	Hill International	\$ 973,401.52	4.10%	\$ 39,909.46	2.10%	\$ 20,441.43		
CM-442A	Hill International	\$ 319,826.73					25.14%	\$ 80,404.44
CM-573A	Hill International	\$ 1,038,384.48	6.20%	\$ 64,379.84	5.80%	\$ 60,226.30		
C-629A	Hill International	\$ 147,560.34					13.66%	\$ 40,993.70
T-506A	HRI	\$ 13,727,411.69	7.17%	\$ 984,255.42	2.91%	\$ 399,467.68		
TS-505A	IEW	\$ 661,352.00	55.00%	\$ 363,743.60	8.93%	\$ 59,058.73		
DB-563A	J. Fletcher Creamer	\$ 1,283,717.00	15.00%	\$ 192,557.55	4.00%	\$ 51,348.68		
TTS-634AR	J. Fletcher Creamer	\$ 896,808.00	8.35%	\$ 74,885.53	0.42%	\$ 3,755.75		
T-437A	J.D. Eckman	\$ 24,412,321.90	7.48%	\$ 1,826,041.68	3.04%	\$ 742,134.59		
C-549AR	Jacobs Engineering	\$ 445,549.98	8.02%	\$ 35,745.16	3.11%	\$ 13,866.11		
TS-442A	James A. Anderson	\$ 2,149,268.62	6.30%	\$ 135,403.92	1.30%	\$ 27,940.49		
TS-443A	James A. Anderson	\$ 2,461,975.00			6.10%	\$ 150,180.48		
T-543A	James D. Morrisey	\$ 6,683,640.40	4.80%	\$ 320,814.74	8.64%	\$ 577,466.53		

**Delaware River Joint Toll Bridge Commission  
Meeting of January 9, 2025**

**Minority, Women and Small Business Enterprise Payment Reporting  
Completed Contracts**

\*Categories highlighted below indicates the Prime has either met or exceeded the target.

PROJECT NO.	CONTRACTOR / CONSULTANT	CONTRACT VALUE	MBE GOAL 7.0 %	MBE PAYMENTS	WBE GOAL 3.0 %	WBE PAYMENTS	SBE GOAL 25.0 %	SBE PAYMENTS
CM-444A	JMT	\$ 905,196.00	9.50%	\$ 85,993.62	2.80%	\$ 25,345.49		
CM-506A	JMT	\$ 1,459,000.00	7.65%	\$ 111,613.50	2.40%	\$ 35,016.00		
CM-543A	JMT	\$ 752,729.58					30.60%	\$ 230,335.25
C-506A	K.S. Engineers	\$ 1,156,622.33	63.38%	\$ 733,067.23	13.44%	\$ 155,450.04		
TTS-476A-1	Kyle Conti	\$ 4,128,641.00	0.09%	\$ 3,715.78	9.00%	\$ 371,577.69		
C-628B	Louis Berger Group	\$ 781,897.95					9.21%	\$ 92,111.29
C-599A	McCormick & Taylor	\$ 259,868.37			0.01%	\$ 5,000.00		
DB-562A	M.L. Ruberton	\$ 344,492.68	8.30%	\$ 28,592.89	3.80%	\$ 13,090.72		
T-475A	Miniscealco	\$ 68,229.51	2.25%	\$ 1,535.16	1.20%	\$ 818.75		
TS-445A	Neshaminy Contractors	\$ 6,285,926.10	16.90%	\$ 1,062,321.51	2.70%	\$ 169,720.00		
TS-447B	Neshaminy Contractors	\$ 8,955,586.24	8.60%	\$ 770,180.42	2.58%	\$ 231,054.12		
C-437B	Parsons Brinkerhoff	\$ 2,254,674.00					22.54%	\$ 508,203.52
C-437A	Pennoni Associates	\$ 764,181.39					24.00%	\$ 183,403.53
C-556A	Pennoni Associates	\$ 323,615.98					25.21%	\$ 98,228.18
C-455B	Remington & Vernick	\$ 400,000.00					2.49%	\$ 9,960.00
TS-444A	Road-Con	\$ 7,814,850.68	4.87%	\$ 380,583.23	0.31%	\$ 24,226.04		
T-639A	Road-Con	\$ 3,324,313.00			13.90%	\$ 462,079.51		
C-621A	Rummel, Klepper & Kahl	\$ 487,881.64	9.01%	\$ 43,941.24	3.16%	\$ 15,427.54		
T-624A	Sparwick	\$ 874,601.00	7.60%	\$ 66,469.68	0.75%	\$ 6,559.51		
C-440B	Stantec	\$ 728,011.79	4.75%	\$ 34,580.56	2.80%	\$ 20,384.33		
C-440A	Stantec	\$ 405,011.03	4.80%	\$ 19,440.53	6.60%	\$ 26,730.73		
C-600A	STV	\$ 800,000.00					12.60%	\$ 100,800.00
CM-472A	STV	\$ 1,728,385.40					23.80%	\$ 411,355.73
CM-474A	STV	\$ 291,172.17						
C-538A	STV	\$ 500,000.00	1.25%	\$ 6,250.00	31.20%	\$ 156,000.00		
CM-443A	STV	\$ 204,152.63	16.75%	\$ 34,195.57	11.00%	\$ 22,456.79		
CM-445A	STV	\$ 682,064.44					26.00%	\$ 177,336.75
CM-498A	STV	\$ 571,665.66	12.00%	\$ 68,599.88	2.40%	\$ 13,719.98		
C-453B	T & M Associates	\$ 1,000,000.00					18.90%	\$ 189,000.00
C-07-11	Transystems	\$ 747,493.55					21.05%	\$ 157,347.39
C-447B	Transystems	\$ 666,016.64	8.00%	\$ 53,281.33	2.00%	\$ 13,320.33		
CM-476A	Trumbull	\$ 699,250.00	13.60%	\$ 95,098.00	6.10%	\$ 42,654.25		
C-505A	Urban Engineers	\$ 154,598.70					36.50%	\$ 56,428.53
C-539A	URS Corporation	\$ 265,070.69						

**DELAWARE RIVER JOINT TOLL BRIDGE COMMISSION**

**Meeting of January 27, 2025**

**OPERATIONS INDEX  
FOR  
INFORMATION TECHNOLOGY**

<b>SUBJECT</b>	<b>DESCRIPTION</b>	<b>PAGE NUMBER</b>
Information Technology	Status Report Month of December 2024	1-2

# DELAWARE RIVER JOINT TOLL BRIDGE COMMISSION





Meeting of January 2025

---

## Information Technology Department Report Month of December 2024


The following activities under the general heading of Information Technology were recently initiated, accomplished, or performed:

### Helpdesk/Deployments:


-  Processed 12 work orders for the month of October.
-  Includes all software support, IT daily tasks, printer and desktop support, Intranet, news and job postings, telephone support, and form design/updates.
-  Includes configuration and deployment of desktops, laptops, and cell phones.
-  Includes MUNIS, ADP, Maximo, ESS CAD/RMS, and other Enterprise Software updates and maintenance, and EZ-Pass support.

### Projects:


#### MUNIS Upgrade:

-  We continue to work on the MUNIS Upgrade. Specifically, we are working with Tyler to resolve several open, ongoing issues while attempting to meet a January 20, 2025 cut-over.


#### ESS CAD/RMS Implementation:

-  We continue to provide desktop support for the CAD/RMS system as the project prepares to go live in January 2025.

#### Customer Service Center:

-  We have deployed desktops and telephones at I78 and DWG and have begun to roll out a new Customer Service phone system. We are preparing for the design of the call center phone system as well as training for the representatives.

#### Security, Upgrades, and Migration Initiative:


-  We have completed infrastructure upgrades at Trenton-Morrisville and with that completion, the infrastructure upgrades are generally complete.

# DELAWARE RIVER JOINT TOLL BRIDGE COMMISSION

## Meeting of January 2025

---

### Meetings Attended:

-  **Every Monday: IAG Tech Committee Call:** General IAG Tech Committee discussion and status. Nothing to report.

**DELAWARE RIVER JOINT TOLL BRIDGE  
COMMISSION  
Meeting of January 27, 2025**

**OPERATIONS**

**INDEX FOR**

**TRAINING AND EMPLOYEE SAFETY**

SUBJECT	DESCRIPTION	PAGE NUMBER
Training & Employee Safety	Status Reports Month of December 2024	1 of 1

**DELAWARE RIVER JOINT TOLL BRIDGE COMMISSION**

**TRAINING AND EMPLOYEE SAFETY DEPARTMENT**

**MONTH OF December 2024**

The activities delineated below represent meetings, communications, tasks, and accomplishments of the Training and Employee Safety Department for the Month of December 2024

- 12/02: Attended the monthly Administration Dept. meeting via Microsoft Teams
- 12/03: Conducted First Aid and AED inspections at the SRMC
- 12/04: Participated in the Monthly Staff Mtg via Microsoft Teams
- 12/05: Met with the IT Dept. Sr. Director to assess training needs/requirements
- 12/06: Meet w/Sr. Dir. Of HR and EAP rep to discuss training for supervisors
- 12/06: TES Safety Coordinator conducted First Aid/AED checks in the Southern Region
- 12/09: Inspection of Fire Safety Equipment @ NHL
- 12/09: Underground utility locator training for affected personnel @ NHL
- 12/10: Coordinated scheduling/attended Coleman Consulting Sessions @ the DWG
- 12/10: Conducted First Aid/AED checks @ DWG and PC
- 12/10: Met w/PSBS, Maintenance Coordinators to critique onboarding training
- 12/11: Coordinated scheduling/attended Coleman Consulting Sessions @ I 78
- 12/11: CPR/AED/First Aid training @ SF
- 12/11: Meeting to discuss the re-purposing of the Boardroom @ NHL
- 12/12: Coordinated scheduling/attended Coleman Consulting Sessions @ NHL
- 12/13: NHL RMS attends Basic Hydraulics Training (Makeup) @ Foley (Bensalem PA)
- 12/16: Met w/JVN Systems rep @ NHL to discuss boardroom renovations
- 12/17: CPR/AED/First Aid training @ NHL
- 12/18: Conducted First Aid/AED inspections at MM
- 12/19: Facilitated Mechanic Truck Lift Training @ the SRMC
- 12/19: Facilitated the Monthly WPSC Meeting at the Langhorne Facility
- 12/30: Conducted inspections of AED's/First Aid kits in the CR

# **DELAWARE RIVER JOINT TOLL BRIDGE COMMISSION**

**Meeting of January 27, 2025**

## **COMMUNICATIONS**

The following Pages reflect the reports on those items assigned to the Communications Department. Each item is reported separately and page numbered accordingly.

**DELAWARE RIVER JOINT TOLL BRIDGE COMMISSION**  
**Meeting of January 27, 2025**

**OPERATIONS INDEX**  
**FOR**  
**COMMUNICATIONS**

<b>SUBJECT</b>	<b>DESCRIPTION</b>	<b>PAGE NUMBER</b>
Communications	Status Report Month of December 2024	1-3

# DELAWARE RIVER JOINT TOLL BRIDGE COMMISSION

Meeting of January 27, 2025

## COMMUNICATIONS REPORT

December 2024

- **COMMISSION AWARENESS EFFORTS:**

**Continuing Preparations for Toll Conversion/AET in Place Stage 2** – Drafted and issued press releases relative to the approaching elimination of cash service at the Commission’s four highest volume toll bridges: Trenton-Morrisville (Route 1), I-78, Easton-Phillipsburg (Route 22), and Delaware Water Gap (I-80). Billboard design and procurement continued. A plan to install perforated (see-through) signs on toll booth windows was abandoned due to scheduling issues and the onset of cold temperatures that would have compromised installation efforts. A second round of handout cards has been ordered to promote money-saving advantages of E-ZPass versus TOLL BY PLATE.

**Washington Crossing Bridge Website Goes Live** – Preparations were completed for a new website to accurately document and raise public awareness of the Washington Crossing Bridge Alternative Analysis process. A press release was issued to mark the website’s launch, generating some press coverage and social media postings. Additionally, a webpage and link to the new website were added to the projects section on the Commission’s public website. The new website also was promoted with a WCBA logo posting on the Commission website homepage.

**New Hope-Lambertville Toll-Supported Bridge Rehabilitation Project and Unforeseen Structural Issue** – Initiated the countdown process for the start of an uninterrupted two-week-long shutdown of the New Hope-Lambertville Toll Supported Bridge, starting January 13. This release stressed that the closure would occur during two of the coldest weeks of the year. This release coupled with website and social media postings further raised public awareness of the impending bridge closures. Additional public-awareness efforts are planned for early 2025.

**Uhlerstown-Frenchtown Bridge Rehabilitation Project Contract Award** – Drafted and issued a press release announcing the Commission’s contract awards for the 2025 Uhlerstown-Frenchtown Bridge Rehabilitation Project. The announcement regarding the construction contract and construction management/inspections contract was distributed to media outlets and posted on social media. The project webpage was subsequently updated to reflect the contract awards.

**90<sup>th</sup> Anniversary Date Announcement** – A press release was issued to mark the Delaware River Joint Toll Bridge Commission’s 90<sup>th</sup> anniversary. The release will be used as the basis for an article in the upcoming 2024 annual report. Other 90<sup>th</sup> anniversary releases might be issued in 2025, notably at the 90<sup>th</sup> anniversary date of when the U.S. Congress approved the Commission’s inaugural compact in August 1935.

- **MEDIA RELATIONS:**

**Hot Topics:** New Hope-Lambertville Toll-Supported Bridge shutdown announced for late January; Washington Crossing Bridge Alternatives Analysis website launched; New Hope-

**DELAWARE RIVER JOINT TOLL BRIDGE COMMISSION**  
**Meeting of January 27, 2025**

Lambertville Bridge has new walkway; Commission's four high-traffic-volume toll bridge to stop accepting cash January 13; Delaware Water Gap to end cash tolls; Lehigh Valley bridges to New Jersey to stop cash collections; lane closures and travel delays for road/ramp repairs near Trenton-Morrisville Toll Bridge; four Delaware River bridges to stop accepting cash; daytime lane closures scheduled for both directions of Commission's I-78 jurisdiction; Delaware River Joint Toll Bridge Commission to stop accepting cash; Uhlerstown-Frenchtown Bridge rehabilitation contracts awarded; DRJTBC ending manned tollbooths; cashless tolls coming to these Northeast bridges in 2025; four-hour closure scheduled for New Hope-Lambertville Toll-Supported Bridge; two-weeks left before end of cash tolls at four DRJTBC bridges; New Hope-Lambertville Bridge closing twice in January; website launched for Washington Crossing Bridge fact-gathering process.

- **WEBSITE:**

Established Washington Crossing Bridge Alternatives Analysis (WCBAA) link on website; created featured WCBAA logo box on homepage; posted various traffic-oriented scroll messages for I-78 and T-M projects; posted various traffic alert, including I-78 ORT work postponement; posted homepage popup for Jan. 13 cashless tolling conversions; posted similar popup on tolls rates webpage; updated toll rates webpage content; uploaded and posted contract compliance monthly reports; updated other portions of contract compliance webpage; worked with website consultant Myron Mariano of Stokes Creative Group to complete additional coded changes to the Contract Compliance webpage; inserted meeting notice, Teams meeting link, teleconferencing info, and meeting agenda onto the Public Access-Commission Meetings webpage for the December 23 meeting; updated the New Hope-Lambertville project webpage's two-week lookahead section on a weekly basis; updated overview and schedule for the New Hope-Lambertville project; updated the Uhlerstown-Frenchtown project schedule and current status webpage sections following approval of project contracts; created WCBAA webpage; posted revised NH-L project schedule graphic designed by Community Affairs Director Jodee Inscho; corrected various typos in project pages flagged by the finance department; posted scroll message regarding travel delays and detours at the Washington Crossing Bridge for annual Christmas Day reenactment; switched out WCBAA homepage button and reposted NH-L project button due to upcoming bridge closures scheduled for January 6 and January 13-27; using HTML editor, entered 2025 Commission meeting dates into events function for appearance on Commission Meetings webpage.

- **COMMUNITY AFFAIRS** (Please refer to Community Affairs report):

Reviewed and edited NH-L project schedule graphic; provided 1988-90 correspondence confirming New Hope Borough ownership of Rosenwald sculpture on Commission property adjacent to the NH-LTSB's PA abutment; reviewed/proofread annual safety calendar produced by Inscho; photoshopped images of Commission toll plazas for in-lane toll conversions public-awareness efforts; edited draft NH-L bridge closure handout.

**INTERNAL/EXTERNAL COMMUNICATIONS**

- Recorded a total of 15,186 sessions (visits) to Commission's website – [www.drjtbc.org](http://www.drjtbc.org) – during December 2024. That's an increase over the 13,381 recorded in November, but a decrease from the 16,284 recorded in December 2023. Most visited webpages during

**DELAWARE RIVER JOINT TOLL BRIDGE COMMISSION**  
**Meeting of January 27, 2025**

December were TOLL BY PLATE, Current Toll Rates, and the New Hope-Lambertville Bridge Rehabilitation.

- Drafted and issued eight press releases in December: Washington Crossing Bridge Alternatives Analysis; 4 toll bridges to stop accepting cash(2); T-M/Route 1 backups and delays; January New Hope-Lambertville Bridge closures (2); Uhlerstown-Frenchtown project contracts; DRJTBC 90<sup>th</sup> Anniversary.
- Fielded call from Washington Crossing State Park (N.J.) employee Bob McHugh regarding bridge closure process for annual reenactment practice session.
- Responded to public inquiry (Zekis) concerning photography off the Portland-Columbia Pedestrian Bridge.
- Attended various Commission budget meetings.
- Reaffirmed TOLL BY PLATE invoice-issuance timeline and business rule.
- Attended Greater Lehigh Valley Chamber of Commerce transportation committee meeting and provided update on January 13 cashless tolling conversions of I-78, Delaware Water Gap, and Portland-Columbia toll bridges.
- Responded to email inquiries from Star-Ledger/NJ.com transportation reporter Larry Higgs regarding cashless tolling conversion.
- Reviewed various clip packets to be added to the Commission's intranet.
- Acquired atmospheric Northampton Street Bridge photograph image and limited-use arrangement from Phillipsburg-Easton photographer Kristie Bull for use in 2024 annual report.
- Corresponded with Friends of Delaware Canal's Susan Taylor regarding Joseph Yardley involvement with the former Yardleyville Delaware Bridge Company;
- Responded to customer inquiry (Ackerman) regarding NJDOT construction work and traffic shifts near the Portland-Columbia Toll Bridge.
- Posted various DRJTBC Facebook page items concerning the New Hope-Lambertville and Uhlerstown-Frenchtown rehabilitation projects; the Washington Crossing Bridge Alternatives Analysis, and cash tolling conversions.
- Participated in planning meeting for sequencing the deteriorated pin on the New Hope-Lambertville Toll-Supported Bridge.
- Attended internal public involvement discussion for the WCBAA.
- Reaffirmed with Chip Stracciolini the available advertising budget for the toll conversions of the Commission's four high-traffic-volume toll bridges.
- Provided taped answers to WRNJ-AM news reporter Joyce Estey's questions regarding the impending cashless tolling conversions of the I-78, Portland-Columbia, and Delaware Water Gap Toll Bridges.
- Researched I-78 billboard rental for toll-conversion awareness campaign and requested acquisition of additional billboard space.
- Scheduled group photograph of Commissioners attending December meeting.
- Completed concept design of round-2 handout cards and forwarded to Alex Styer of Bellevue Communications; proofread and vetted final card drafts.
- Provided Uhlerstown-Frenchtown project contract materials to Pete Peterson of Bellevue Communications for press release drafting.
- Attended WCBAA progress meeting.

**DELAWARE RIVER JOINT TOLL BRIDGE COMMISSION**  
**Meeting of January 27, 2025**

- Responded to Washington Crossing reenactor inquiry (Steele Caldwell) regarding planned Christmas Day reenactment and corresponding bridge closure.
- Monitored Facebook posts for NH-L and U-F projects.
- Drafted VMS message for Jan. 6 four-closure of New Hope-Lambertville Bridge.
- Photographed Pennsylvania portals of Uhlerstown-Frenchtown, Upper Black Eddy-Milford, and Lumberville-Raven Rock bridges for potential use in 2024 annual report.

**DELAWARE RIVER JOINT TOLL BRIDGE COMMISSION**

**Meeting of January 27, 2025**

**OPERATIONS INDEX  
FOR  
COMMUNITY AFFAIRS**

<b>SUBJECT</b>	<b>DESCRIPTION</b>	<b>PAGE NUMBER</b>
Community Affairs	Status Report Month of December 2024	1-2

**Community Affairs Report  
December 2024**

The following Community Affairs activities took place during December 2024:

**New Hope-Lambertville Toll Supported Bridge Rehabilitation Project**

Attended bi-weekly progress meetings. Provided information to local officials and community organizations regarding two-week closure in January. Confirmed with shuttle company that they are prepared to resume daily service during the closure.

Responded to variety of questions and comments from the public and local officials regarding the status of the project, the upcoming closures, estimated completion date.

Coordinated with Lambertville Station Inn personnel and JCP&L to provide information needed for a new independent service installation. A neighboring business owner expressed concern when a Commission vehicle was parked in front of his business while JCP&L crews were working in the area.

**Uhlerstown-Frechtown Toll-Supported Bridge Rehabilitation**

Received and responded to questions from the public and local officials regarding the project's status.

**Washington Crossing Toll-Supported Bridge Alternatives Analysis**

Participated in both general project meetings and Public Involvement discussions. Distributed information on new website. Updated post cards to add website for contractor and bridge monitors should they be approached by public with questions. Along with W. Michael Cane, met with area business owner regarding misunderstanding with pavement markings on private property.

**All-Electronic Tolling**

Provided notice to local emergency agencies regarding change in procedure. Replied to questions from the public on AET, Toll-by-Plate and plaza removal.

**Rosenwald statue**

Received follow-up inquiry from New Hope Arts (independent agency) regarding the Rosenwald sculpture at the Pennsylvania approach to New Hope-Lambertville Toll-Supported Bridge. Provided information to them and New Hope Borough officials, that past agreements state the structure is owned by the Borough. The Commission will not grant access to the structure to any other group without written Borough approval.

**Commission Publication**

Created, printed, and distributed Safety and Training calendar.

DELAWARE RIVER JOINT TOLL BRIDGE COMMISSION

Meeting January 27, 2025

**Bridge/Sign lighting**

Coordinated requests for light shows for both “Trenton Makes” sign and Northampton Street Bridge with technical assistance from Justin Bowers. Shows in December included holidays and several other disease awareness campaigns.

**Various Community Affairs activities**

Handled a wide assortment of community affairs tasks during the month, including:

- Replied to communications from the public concerning proposed warehouse in the Easton area, re-surfacing of Route 1 ramps at Trenton-Morrisville, community events, use of facilities requests and questions about toll rates and Toll-by-Plate.
- Neighbor at Trenton-Morrisville called regarding a potential safety concern due to stacked material and high winds. Confirmed with caller that contractor responded quickly to secure materials.
- Provided information to PSBS regarding community events.
- Assisted the Communications Department by proofreading various news releases and communications, and editing various images

# **DELAWARE RIVER JOINT TOLL BRIDGE COMMISSION**

**Meeting of January 27, 2025**

## **ENGINEERING**

The following Pages reflect the reports on those items assigned to the Engineering Department. Each item is reported separately and page numbered accordingly.

**DELAWARE RIVER JOINT TOLL BRIDGE COMMISSION**  
**Meeting of January 27, 2025**  
**PROJECT STATUS REPORT**

FACILITY	PM/PAM	CONTRACT DESCRIPTION	PAGE NO.
<b>Trenton-Morrisville Toll Bridge/Langhorne</b>	RJZ/KMS	<b>Southern Operations &amp; Maintenance Facilities Improvements</b> <ul style="list-style-type: none"> <li>Design, C-519A</li> <li>CM/CI Services, CM-519A</li> <li>Construction, T-519A</li> </ul>	1
	EVO/SJB	<b>TM TB Roadway Pavement and Deck Sealing Improvements</b> <ul style="list-style-type: none"> <li>Design, TOA No. C-788A-1</li> <li>CM/CI Services, TOA No. C-772A-2</li> <li>Construction, T-746A</li> </ul>	2
<b>Lower Trenton Toll-Supported Bridge</b>	SJB/KMS	<b>Lower Trenton TSB Truck Warning System (Pilot) &amp; NJ Bridge Monitor Shelter</b> <ul style="list-style-type: none"> <li>Final Design, TOA No. C-771A-7</li> </ul>	4
<b>Calhoun Street Toll-Supported Bridge</b>	HDH/MEM	<b>Decorative Knee Brace Replacement</b> <ul style="list-style-type: none"> <li>Design, TOA No. C-788A-2</li> </ul>	5
<b>Scudder Falls Toll Bridge</b>	SJB/KMS	<b>Scudder Falls Bridge Replacement Project</b> <ul style="list-style-type: none"> <li>Final Design, C-660A</li> <li>Construction, T-668A</li> </ul>	5
	SJB/KMS	<b>DMC Services for T-668A Construction of the SFB Project</b> <ul style="list-style-type: none"> <li>Oversight of Final Design, TOA No. C-502A-1M</li> </ul>	6
<b>Washington Crossing Toll-Supported Bridge</b>	WMC/KMS	<b>Washington Crossing Bridge Replacement</b> <ul style="list-style-type: none"> <li>Preliminary Engineering /Environmental Documentation, C-697A</li> </ul>	7
	VMF/SJB	<b>PA Oversized Vehicle Protection Structure Evaluation &amp; Design</b> <ul style="list-style-type: none"> <li>Design, TOA No. C-769A-5</li> </ul>	7
<b>New Hope-Lambertville Toll-Supported Bridge</b>	MEM/SJB	<b>NH-L TSB Rehabilitation</b> <ul style="list-style-type: none"> <li>Design, C-694A</li> <li>CM/CI Services, CM-694A</li> <li>Construction, TS-694A</li> </ul>	8
<b>New Hope-Lambertville Toll Bridge</b>	MEM/KMS	<b>NH-L TB Stone Veneer Replacement</b> <ul style="list-style-type: none"> <li>Design, TOA No.C-704A-2</li> </ul>	9
	VMF/MEM	<ul style="list-style-type: none"> <li>CI Services, TOA No. C-772A-3</li> <li>Construction, JOC No. T/TS-735A-13</li> </ul>	10
	CAS/KMS	<b>NH-L TB All Electronic Tolling (AET) Conversion Design</b> <ul style="list-style-type: none"> <li>Contract No. C-754A</li> </ul>	11
<b>Centre Bridge-Stockton Toll-Supported Bridge</b>	HDH/MEM	<b>CB-S TSB Bearing and Bridge Seat Rehabilitation</b> <ul style="list-style-type: none"> <li>Design, TOA No. C-769A-2</li> </ul>	11
<b>Lumberville-Raven Rock Toll-Supported Bridge</b>	JRB/SJB	<b>L-RR TSPB Concept Design for Architectural Lighting &amp; Electronic Surveillance/Detection System Installation</b> <ul style="list-style-type: none"> <li>Concept Design, TOA No. C-771A-4</li> </ul>	12
<b>Uhlerstown-Frenchtown Toll-Supported Bridge</b>	MEM/KMS	<b>Uhlerstown-Frenchtown TSB Rehabilitation</b> <ul style="list-style-type: none"> <li>Design, C-642A</li> <li>CM/CI Services, CM-642A</li> <li>Construction, TS-642A</li> </ul>	13

*Facilities are listed South to North*

*The first set of initials indicate the Project Manager and the second set of initial indicate the Program Manager*

Project Manager Legend

WMC – M. Cane  
HDH – D. Hettema  
JRB – J. Bowers  
CLR – C. Rood  
VMF-Vincent Fischer  
EVO – E. Van-Otoo

Program Manager Legend

KMS – K. Skeels  
SJB – S. Burke  
MEM – M. McCandless  
CAS – C. Stracciolini  
RJZ – R. Zakharia

**DELAWARE RIVER JOINT TOLL BRIDGE COMMISSION**  
**Meeting of January 27, 2025**  
**PROJECT STATUS REPORT**

<b>FACILITY</b>	<b>PM/PAM</b>	<b>CONTRACT DESCRIPTION</b>	<b>PAGE NO.</b>
<b>Interstate-78 Toll Bridge</b>	WMC/SJB	<b>I-78 TB Joint Rehabilitation &amp; Miscellaneous Work</b> <ul style="list-style-type: none"> <li>• Design and Construction Inspection, TOA No. C-769A-4</li> </ul>	14
	CLR/SJB	<b>I-78 NJ Roadway Rehab and Power &amp; Communication Infrastructure Upgrades</b> <ul style="list-style-type: none"> <li>• Design, C-766A</li> <li>• Construction Management/Construction Inspection, CM-766A</li> <li>• Construction, T-766A</li> </ul>	14
<b>Riverton-Belvidere Toll-Supported Bridge</b>	EVO/HDH/MEM	<b>Northwest &amp; Southwest Wingwalls Rehabilitation</b> <ul style="list-style-type: none"> <li>• Design, TOA No. C-751A-1</li> <li>• Construction, JOC No. T/TS-784A-001</li> </ul>	16
<b>Multiple Facilities and/or Commission-Wide</b>	SJB/KMS	<b>Capital Program Management Consultant (CPMC) &amp; Design Management Consultant (DMC) Services for the I-95/Scudder Falls Bridge Improvement Project</b> <ul style="list-style-type: none"> <li>• CPMC Services 2024 through 2028, C-502A-1N</li> </ul>	18
	HDH/SJB	<b>Underwater Substructure Improvements Design – All Regions</b> <ul style="list-style-type: none"> <li>• Design, C-782A</li> <li>• Constructability Review, TOA C-788A-6</li> </ul>	18
	EVO/MEM	<b>Exigent Substructure Masonry Rehabilitation</b> <ul style="list-style-type: none"> <li>• TS-694B- Lumberville Raven Rock TSB</li> <li>• TS-694C- Calhoun Street TSB</li> <li>• TS-694D- Washington Crossing TSB</li> <li>• TS-694E- Riverton- Belvidere TSB</li> </ul>	20
	WMC/KMS	<b>Bridge Monitor Shelter Enhancements Program Development</b> <ul style="list-style-type: none"> <li>• TOA No. C-771A-1</li> </ul>	20
	WMC/KMS	<b>Electronic Surveillance/Detection System</b> <ul style="list-style-type: none"> <li>• Network Video Management System (NVMS) Integrator Services, Contract No. DB-768A</li> </ul>	21
	CAS/KMS	<b>Electronic Toll Collection</b> <ul style="list-style-type: none"> <li>• Customer Service Center/Violation Processing Center Project, DB-584A</li> </ul>	21
	CAS/KMS	<b>Electronic Toll Collection System Replacement</b> <ul style="list-style-type: none"> <li>• Design, Build, and Maintain, DB-540A</li> </ul>	22
	WMC/KMS	<b>Job Ordering Contracting Services</b> <ul style="list-style-type: none"> <li>• Program Manager, C-727A</li> <li>• T/TS-784A, JOC For Bridge, Highway and Civil Work-North Region</li> <li>• T/TS-785A, JOC For Bridge, Highway and Civil Work-South Region</li> <li>• T/TS-786A, JOC Services for Building and Facility Work-North Region</li> <li>• T/TS-787A, JOC Services for Building and Facility Work - South Region</li> </ul>	22

*Facilities are listed South to North*

*The first set of initials indicate the Project Manager and the second set of initial indicate the Program Manager*

Project Manager Legend

WMC – M. Cane  
HDH – D. Hettema  
JRB – J. Bowers  
CLR – C. Rood  
VMF-Vincent Fischer  
EVO – E. Van-Otoo

Program Manager Legend

KMS – K. Skeels  
SJB – S. Burke  
MEM – M. McCandless  
CAS – C. Stracciolini  
RJZ – R. Zakharia

**DELAWARE RIVER JOINT TOLL BRIDGE COMMISSION**  
**Meeting of January 27, 2025**  
**PROJECT STATUS REPORT**

FACILITY	PM/PAM	CONTRACT DESCRIPTION	PAGE NO.
	HDH/MEM	<b>General Engineering Consultant</b> <ul style="list-style-type: none"> <li>• 2023-2024 Annual Inspections, C-757A</li> </ul>	23
	JRB/SJB	<b>Toll Plaza Restriping – All Regions</b> <ul style="list-style-type: none"> <li>• TOA No. C-760A-6</li> </ul>	24
	CAS/KMS	<b>Traffic Engineering Consultant- 2021-2022/ 2023- 2024 Annual Reports</b> <ul style="list-style-type: none"> <li>• TOA No. C-761A</li> </ul>	25
	JRB/CAS	<b>Traffic Count Program Upgrade</b> <ul style="list-style-type: none"> <li>• DR-550A</li> </ul>	25
	CAS/KMS	<b>Electronic Toll Collection/Tolling-Task Order Consultant</b> <ul style="list-style-type: none"> <li>• E6 MPR Testing, TOA No.C-770A-2</li> </ul>	26
	CAS/KMS	<b>Soft AET Program Management and Roadway Sign Replacement</b> <ul style="list-style-type: none"> <li>• Phase 2 Design, TOA No. C-770A-3</li> <li>• Construction, JOC No. T/TS-784A-4, I-78 TB</li> <li>• Construction, JOC No. T/TS-784A-5, E-P TB</li> <li>• Construction, JOC No. T/TS-784A-6, DWG TB</li> <li>• Construction, JOC No. T/TS-785A-1, NH-L TB</li> <li>• Construction, JOC No. T/TS-785A-2, T-M TB</li> </ul>	26

*Facilities are listed South to North*

*The first set of initials indicate the Project Manager and the second set of initial indicate the Program Manager*

Project Manager Legend

WMC – M. Cane	CLR – C. Rood
HDH – D. Hettema	VMF-Vincent Fischer
JRB – J. Bowers	EVO – E. Van-Otoo

Program Manager Legend

KMS – K. Skeels	MEM – M. McCandless
SJB – S. Burke	CAS – C. Stracciolini
	RJZ – R. Zakharia

**DELAWARE RIVER JOINT TOLL BRIDGE COMMISSION**

**January 27, 2025  
PROJECT STATUS REPORT**

**TRENTON- MORRISVILLE TOLL BRIDGE/LANGHORNE**

**SOUTHERN OPERATIONS & MAINTENANCE FACILITIES  
IMPROVEMENTS**

Preliminary, Final & Post Design Services  
Contract No. C-519A  
(RJZ/KMS)

This contract is for Preliminary, Final and Post-Design Services for space utilization improvements at New Hope Lambertville Toll Bridge Executive Headquarters and the demolition and reconstruction of the Trenton Morrisville Toll Bridge Administration Building as identified under a Task Order Assignment for Space Utilization Program and Concept Study.

In accordance with the Commission's February 26, 2018, Regular Monthly Commission Meeting, this Contract was awarded to Gannett Fleming, Architects Inc. (GF). Accordingly, a Notice of Award and Limited Notice to Proceed was issued to GF effective February 27, 2018.

Currently GF is providing Post-Design services for Contract T-519A by attending all project meetings, responding to requests for information, reviewing submittals, assisting in resolving conflicts in the field and clarifying the contract documents.

Construction Management/Construction Inspection Services  
Contract No. CM-519A  
(RJZ/KMS)

This contract is for Construction Management (CM) and Construction Inspection (CI) Services in connection with the demolition and new construction of the Southern Operations and Maintenance Facilities Improvements Project. Joseph Jingoli & Son, Inc. (JJS) was issued Notice of Award and Limited Notice to Proceed effective January 26, 2021.

JJS is currently conducting bi-weekly progress meetings along with processing Architectural Supplementary Instructions, Contractor's Submittals and Request for Information as part of providing construction management services.

Construction  
Contract No. T-519A  
(RJZ/KMS)

Contract T-519A is a multi-phase, 4-year primary construction contract for the demolition and new construction of the Southern Operations and Maintenance Facilities Improvements Project. It was awarded to Bracy Construction, Inc. at the Commission Regular Monthly Meeting of June 28, 2021. Notice of Award and Limited Notice to Proceed was issued to the Contractor on June 29, 2021; Notice to Proceed was made effective July 27, 2021 and a Pre-Construction Meeting was conducted on July 29, 2021.

# DELAWARE RIVER JOINT TOLL BRIDGE COMMISSION

## January 27, 2025 PROJECT STATUS REPORT

At the **Trenton Morrisville** site, the Demarcation building construction is complete. Temporary electrical equipment has been sourced and installed as an attempt to overcome global supply chain delays associated with delivery of final electrical system components. The relocation of mission-critical infrastructure and utilities from the old Administration Building to the new Demarcation building is complete. New diverse telecommunication, electrical and gas services were completed and activated. Tolling system Bridge Host, Lanes Controllers and Daktronic Toll Plaza signs' cut overs were completed on April 21, 2023.

Temporary office trailers currently house our Toll Operations and are set-up with utilities, security devices and furniture for Commission use. Commission staff moved out of the old Administration Building on May 19, 2023, and its demolition was completed on October 27, 2023, exposing the toll plaza retaining wall. Demolition of the old generator and storage garage and removal of the temporary emergency power equipment activities are complete. Also, the demolition of the existing tunnel access stair tower is complete allowing for the construction start of the new Officer-In-Charge section of the new building. In the new administration building the contractor completed exterior wall waterproofing and brick façade installation is in progress. Interior partition walls, rough-in for Mechanical, Electrical and Plumbing activities continue throughout the building along with the installation of interior stair towers.

At the new maintenance garage location, the contractor completed footers, steel erection and metal roof deck, under-slab utilities' rough-in and storm water installation. Bottom concrete slab on grade was poured and the contractor is currently working on the perimeter wall installation, radiant floor piping and rough-in Mechanical Electrical and Plumbing throughout the building. Roofing and overhead door installation activities are also in progress.

At the **Langhorne site**, Final Inspection for the new maintenance building was made November 6, 2023, Punch List was issued November 15, Salt Operation and Building Occupancy commenced on November 20, 2023. Permanent emergency generator was received on April 18, 2023, contractor completed its installation on 8/14/24 and removed the temporary generators. Punch List work and commissioning efforts continued along with Close-Out of final construction details throughout the reporting period.

### **TRENTON MORRISVILLE TB ROADWAY PAVEMENT AND DECK SEALING IMPROVEMENTS**

Design  
Task Order Assignment C-788A-1  
(EVO/SJB)

This Task Order Assignment is for the design of the roadway pavement and bridge deck sealing improvements for the Trenton – Morrisville Toll Bridge facility. Notice to Proceed was issued to Traffic Planning and Design, Inc. (TPD) on January 8, 2024, and a Kick-Off Meeting was held with TPD on January 16, 2024. Final plans and specifications were submitted for bidding on May 3, 2024. The Construction Contract No. T-746A bids were received on June 6, 2024. TPD reviewed the bids for completeness.

# DELAWARE RIVER JOINT TOLL BRIDGE COMMISSION

## January 27, 2025 PROJECT STATUS REPORT

The Construction Contractor was issued Notice to Proceed effective July 11, 2024. TPD is providing post-design phase services including Submittals and Request for Information (RFI) reviews and participating in various construction related meetings throughout the reporting period as necessary and working on the construction contract as built.

### Construction Management/Construction Inspection Task Order Assignment C-772A-2 (EVO/SJB)

Notice to Proceed was issued to KS Engineers, P.C. (KSE) for this Task Order Assignment effective June 4, 2024. KSE is providing CM/CI services for the Trenton – Morrisville Toll Bridge Roadway Paving and Deck Sealing Improvements project. KSE staff includes a full-time Resident Engineer, a full-time Construction Inspector, a part-time Scheduler, and a part-time Safety Inspector for the duration of the construction. Notice-to-Proceed for construction was issued on July 11, 2024, with substantial completion scheduled for October 31, 2024.

During this reporting period KSE continued tracking RFIs, submittals, shop drawings, and project correspondence along with on-site inspection of the contractor's ongoing construction activities. They also completed the red line as-builts which were then passed onto the design engineer for finalizing. KSE submitted in their Lessons Learned Report and continued uploading project related files into Share File

The contractor's fourth pay estimate was processed.

### Construction Contract No. T-746A (EVO/SJB)

At the June 24, 2024 Commission Meeting the Commissioners awarded construction Contract No. T-746A, Trenton – Morrisville Toll Bridge Roadway Paving and Deck Sealing Improvements, to Road-Con, Incorporated of West Chester, Pennsylvania for an amount not to exceed \$5,980,564.55. Road-Con was provided with Notice of Award and Limited Notice to Proceed effective June 25, 2024. Road-Con's full Notice to Proceed was issued effective July 11, 2024.

During this reporting period, Road-Con continued submitting in RFIs, correspondence, submittals, and shop drawings. Road-Con completed the installation of the Solar Powered "Curve Warning" sign at the top of the Rte. 1 to Rte. 29 NJ Exit Ramp on December 12, 2024 and as a result reached Contract Substantial Completion. Road-Con continued work on various remaining punch list items along with asphalt patching remediation at the following areas: PA Ramps E & H, NJ Ramps B, I, Y and PA Route 1 SB adjacent to Ramps E & A in the right lane and right shoulder (gore area).

# **DELAWARE RIVER JOINT TOLL BRIDGE COMMISSION**

**January 27, 2025**

## **PROJECT STATUS REPORT**

Road-Con's time extension request to February 10, 2025, due to delays associated with the acquisition of the material for the Solar Powered Dynamic Curve Warning Device Truck Rollover Right Curve sign was approved.

## **LOWER TRENTON TOLL – SUPPORTED BRIDGE**

### **LOWER TRENTON TSB TRUCK WARNING SYSTEM (PILOT) and NJ BRIDGE MONITOR SHELTER**

Final Design

Task Order Assignment No. C-771A-7  
(SJB/KMS)

Under Task Order Assignment No. C-771A-2 French & Parrello Associates provided conceptual design services for the development of a new pilot over height vehicle detection system for the New Jersey approach to the Lower Trenton TSB. The work of that assignment was completed with acceptance of the final Concept Report dated March 6, 2024.

This project includes the design and eventual construction of a Bridge Monitor Shelter on the New Jersey approach to the Lower Trenton Toll-Supported Bridge. Conceptual layouts of the proposed Shelter have been created in conjunction with the over height detection system layout. The concepts include the need to establish construction and property easements with the City of Trenton.

On May 14, 2024, the Commission provided French & Parrello Associated with Notice-to-Proceed for final design services for the development of a new over height vehicle detection system for the New Jersey approach to the Lower Trenton TSB. A project kickoff meeting was held on May 21, 2024. In June, FPA performed field inspections, utility verifications and submitted a Traffic Signal Removal Study Report. On August 9, 2024, FPA submitted their pre-final design submission. Comments were provided by DRJTBC on August 26, 2024. On September 4, 2024, Commission personnel met with City of Trenton personnel to discuss temporary construction and permanent property easements needed for this project. On September 20, 2024, FPA submitted their final design submission. On October 18, 2024, Commission Engineering and PSBS staff met with FPA to discuss the need to assure the specified LiDAR system can be directly integrated into our Genetec video management server. FPA is now having direct discussions with Genetec and the specified LiDAR vendor to confirm or modify the final design. On November 18, 2024, FPA submitted final plans. On November 22, 2024 this project was assigned to a JOC Contractor, Mount Construction, for pricing and construction in 2025 under contract No. T/TS-785A-004. On December 4, 2024, FPA attended an on-site Joint Scope of Work Meeting with the anticipated JOC Contractor to begin scoping and pricing efforts. DRJTBC attorneys are getting an appraisal for the two City of Trenton properties that are needed for temporary construction and permanent easements for the project.

**DELAWARE RIVER JOINT TOLL BRIDGE COMMISSION**

**January 27, 2025  
PROJECT STATUS REPORT**

**CALHOUN STREET TOLL – SUPPORTED BRIDGE**

**DECORATIVE KNEE BRACE REPLACEMENT**

Design

Task Order Assignment Contract No.C-788A-2  
(HDH/MEM)

On December 14, 2023, a Tractor Trailer crossed the CSTSB from Pennsylvania to New Jersey, and damaged five (5) end portal decorative brackets along the downstream truss.

Traffic Planning and Design, Inc (TPD) was provided with Notice to Proceed on February 27th, 2024 to design the removal and replacement of five (5) damaged ornamental cast iron portal frame brackets over the eastbound travel lane. These brackets are non-structural in nature, and the new portal frames will be replicas of the original ornamental cast iron brackets. It is anticipated that the new brackets will be cast from a mold made from an existing bracket, and part of TPD’s task is finding foundries that can mold and produce the castings required. TPD submitted the final design and responded to interim submission comments from the Commission.

A Scope meeting with the Contractor (AP construction) was held on-site on November 19<sup>th</sup>. A cost proposal is pending from the Contractor (T/TS-787A-005).

**SCUDDER FALLS TOLL BRIDGE**

**SCUDDER FALLS BRIDGE REPLACEMENT PROJECT**

Final Design

Contract No. C-660A  
(SJB/KMS)

During the reporting period Michael Baker Jr., Incorporated (Baker) of Hamilton New Jersey continued to provide design input on the under-bridge inspection rail issue.

Construction

Contract No. T-668A  
(SJB/KMS)

The remaining open permit-related issue is that the Bucks County Soil Conservation District Office has not yet signed-off on closeout of the National Pollutant Discharge Elimination System (NPDES) and Erosion and Sediment Control (E&S) permits. Sufficient grass growth within the project corridor has yet to be established, and minor areas of re-seeding took place during the reporting period. Since sufficient grass establishment has not yet been achieved in all areas of the project, a final inspection with the BCCD will be scheduled after the next grass-growing period in the Spring of 2025.

# DELAWARE RIVER JOINT TOLL BRIDGE COMMISSION

January 27, 2025  
PROJECT STATUS REPORT

## DESIGN MANAGEMENT CONSULTANT SERVICES T-668A CONSTRUCTION

Oversight of Final Design  
Task Order Assignment No. C-502A-1M  
(SJB/KMS)

AECOM has provided DMC services throughout the construction of the Scudder Falls Bridge Replacement Project, Contract T-668A under Task Order Assignment C-502A-2I. The remaining unexpended funds in Task Order Assignment C-502A-2I have been transferred over to Task Order Assignment C-502A-1M and Task Order Assignment C-502A-2I has been closed out. Remaining DMC services on the Scudder Falls Project will be completed under the C-502A-1M Task order Assignment.

The remaining DMC Services include support to the Commission in the following and assistance with various project close-out activities:

**Environmental Permitting** – A final inspection will be performed by the Bucks County Soil Conservation District (BCSCD) in the Spring of 2025 in order to obtain final acceptance of all BCSCD Permitting work. Once BCSCD final acceptance is received, Permit Completion Forms will then be sent to the BCSCD, PADEP and the USACE. This will close-out all outstanding permitting work associated with the project other than the continued five-year monitoring period for the PA Wetlands Mitigation Site.

**Environmental Monitoring Services** – Continuous services were provided throughout construction to meet project permit requirements. Year 2 monitoring activities for the PA Wetlands Mitigation Site, by ACT Engineers will continue through 2028. This includes monthly monitoring well readings of the groundwater levels within the wetlands site. Wetlands Monitoring Report #4 was submitted to US Army Corps of Engineers for their review on December 19, 2024.

**Right of Way Transfers** – Working with Commission staff and attorneys to transfer certain property and easements to NJDOT, PennDOT and Lower Makefield Township. These properties and easements were acquired by DRJTBC to construct the project but are located within jurisdiction of these other agencies or municipalities.

**Contracts C-660A and T-668A Progress Support** - Support of open issues resolution to achieve project acceptance by the Bucks County Soil Conservation District in Pennsylvania.

DMC Services for these remaining efforts occur on a sporadic as-needed basis

**DELAWARE RIVER JOINT TOLL BRIDGE COMMISSION**

**January 27, 2025  
PROJECT STATUS REPORT**

**WASHINGTON CROSSING TOLL- SUPPORTED BRIDGE**

**WASHINGTON CROSSING BRIDGE REPLACEMENT**

**PRELIMINARY ENGINEERING AND ENVIRONMENTAL DOCUMENTATION FOR  
THE WASHINGTON CROSSING BRIDGE REPLACEMENT**

Contract No. C-697A  
(WMC/KMS)

At the June 24, 2024 Commissioners Meeting, the Commission awarded Contract No. C-697A, to HDR Engineering, Inc. of Philadelphia, PA. HDR Engineering and their team of sub-consultants are providing preliminary engineering and environmental documentation type services in support of the analysis of improvement alternatives for the Delaware River crossing between Upper Makefield Township, PA and Hopewell Township, NJ.

Throughout the reporting period, work involved numerous meetings in support of public involvement, lead agency designation and DVRPC's Travel Improvement Model. The Washington Crossing Bridge Alternatives Analysis specific website ([www.washingtoncrossingbridge.com](http://www.washingtoncrossingbridge.com)) was launched on December 3, 2024. The consultant provided a draft project purpose and need statement as well as updates to the stakeholders list. Other activities included developing load ratings for the existing bridge, analyzing traffic data, conducting topographic surveys as well as desktop research in support of the establishing project regulatory obligations, wetland delineation and crash data.

**WASHINGTON CROSSING TOLL-SUPPORTED BRIDGE  
PENNSYLVANIA OVERSIZE VEHICLE PROTECTION STRUCTURE EVALUATION  
& DESIGN**

Design  
Task Order Assignment No. C-769A-5  
(VMF/SJB)

Traffic Planning and Design, Inc. (TPD) is providing Professional Engineering Services for the evaluation and design of the recently damaged Oversize Vehicle Protection Structure (Structure) on the Pennsylvania approach to the Washington Crossing Toll-Supported Bridge.

TPD has performed field views with Engineering staff to assess the situation and has prepared construction documents for the complete replacement of the structure. These construction documents were issued to the Commission's Job Order Contractor, Mount Construction through the Gordian System, on October 21, 2024 to provide a price proposal. A Joint Scope Meeting was held with TPD and Mount Construction at the site on October 25, 2024. Mount Construction is preparing a price for the work.

**DELAWARE RIVER JOINT TOLL BRIDGE COMMISSION**

**January 27, 2025  
PROJECT STATUS REPORT**

**NEW HOPE-LAMBERTVILLE TOLL-SUPPORTED BRIDGE**

**NH-L TSB REHABILITATION**

Design  
Contract No. C-694A  
(MEM/SJB)

At the February 27, 2023 Commissioners Meeting, the Commission awarded Contract No. C-694A, New Hope - Lambertville Toll-Supported Bridge Rehabilitation Design to Greenman-Pedersen, Inc. (GPI) of Lebanon, NJ for an amount not-to-exceed \$1,895,132.27. GPI was provided with Notice of Award and Limited Notice to Proceed on February 28, 2023. GPI was then issued a Full Notice to Proceed on March 22, 2023 with the execution of the Agreement with the Commission.

The construction Contract was awarded at the Commission's November 2023 meeting. GPI continued to provide post-Award services including submittal and request-for-information reviews and responses during the reporting period. GPI is also providing design services and support of the span 2 pin replacement work.

Construction Management/Inspection Services  
Contract No. CM-694A  
(MEM/SJB)

At the November 20, 2023 Commission Meeting, authorization was granted to award the Construction Management/Construction Inspection Services contract (CM-694A) to Urban Engineers, Inc. (Urban) of Philadelphia for the not-to-exceed amount of \$1,209,96.08. Urban Engineers, Inc. of Philadelphia was issued Notice of Award and a Limited Notice to proceed effective November 21, 2023. A project kick-off meeting has held on November 30, 2023. The full Notice to Proceed was issued December 21, 2023 with the execution of the Agreement with the Commission.

The Contractor's on-site mobilization activities commenced on Tuesday January 23, 2024. The Contractor has completed the Stage 1 & 2 work. The stage 3 work is nearly complete; however, the repair and replacement of a deteriorated truss connection pin has delayed the completion of stage 3. Urban continues to provide CM/CI services for the project, including CM/CI services for the emergent pin replacement work.

Construction  
Contract No. TS-694A  
(MEM/SJB)

The Construction Contract was Awarded to Anselmi & DeCicco, Inc. (A&D) of Maplewood, NJ for a not-to-exceed amount of \$25,072,471.06 at the Commission's November

# DELAWARE RIVER JOINT TOLL BRIDGE COMMISSION

January 27, 2025

## PROJECT STATUS REPORT

2023 Meeting. LNTP provided November 20 ,2023 and Full Notice to Proceed on December 20, 2023.

The Phase 1 construction, including the painting of the upstream truss, was completed in June 2024. The Phase 2 Construction for the installation of the temporary pedestrian walkway placed on the bridge deck was completed in July 2024. The Contractor is currently completing the Phase 3 work; however, the repair and replacement of a deteriorated truss connection pin has delayed the completion of stage 3. Painting operations have been completed with the exception of final touch-up work. The walkway panels have been installed and all of the pedestrian handrail sections have been installed. Vehicular traffic on the bridge is still in the Pennsylvania-bound direction only. Base contract work including architectural Lighting components, wire installation and connections, and overhead work platform removal continued throughout the reporting period.

As presented at the September Commissioners Meeting, significant deterioration to a pin connection in span 2, panel point 4, was discovered after the blast cleaning operations in mid-August 2024. Ultrasonic testing of the pin found anomalies in the cross section of the pin, which could be classified as cracking. This led to the decision to replace the pin under emergent conditions using the process described below. It should be noted that all other pins on the bridge immediately underwent ultrasonic testing, with negative results on all pins.

Considerable coordination took place between the Commission staff, Engineer of Record, the Construction Management Resident Engineer and Construction Inspector, the General Contractor and their Engineer to identify the solution to this issue. The Contractor's temporary support designer, EIC, has designed and detailed a friction collar support. The Contractor's fabricator, Pellet Welding, has completed the fabrication of the collar and clamping elements. The temporary collar components were delivered to the site and the installation of the temporary friction collar was completed on 11/27/2024. Pedestrian traffic was then moved to the new walkway on the same day at noon time, one and one-half (1-1/2) weeks ahead of projected completion; traffic remains in one (1) lane into Pennsylvania until the full pin replacement can take place. In early to mid-January, after the holiday season, the bridge will be required to be closed for the pin replacement activities. The bridge closure is anticipated to last as long as two (2) weeks. Community coordination from initial notification of the issue to date has taken place with the town of New Hope and the city of Lambertville officials and business community representatives.

## NEW HOPE-LAMBERTVILLE TOLL BRIDGE

### NEW HOPE-LAMBERTVILLE TOLL BRIDGE STONE VENEER REPLACEMENT

Design

Task Order Assignment No. C-704A-2

(MEM/KMS)

At the end of March 2019, a section of the stone veneer façade at the east abutment of the New Hope – Lambertville Toll Bridge (Route 202) came loose and separated from the structural abutment. Greenman-Pederson, Inc. (GPI) was given the task to investigate the cause and

# DELAWARE RIVER JOINT TOLL BRIDGE COMMISSION

January 27, 2025

## PROJECT STATUS REPORT

determine a solution for the issue. The consultant was given Notice to Proceed on 4/29/2019. The consultant went out in the field on 5/15 and 5/16/19 to access the condition of the stone veneer at both abutments of the NH-L Toll Bridge. A preliminary report was received June 7<sup>th</sup>, 2019. The report was finalized 7/15/2019. Preliminary design/repair documents were received 8/9/2019 and reviewed by 8/23/19. Final design documents were received electronically on 9/13/2019. Maintenance forces have improved the fencing around the deteriorated section at the NJ abutment facade.

The initial and revised construction costs prepared by one of the Commission's Job Order Contractors, RCC Builders & Developers (RCC) were both excessive. Therefore, the design documents have been provided to our Job Order Contractor, Mount Construction, to provide a construction cost for this work.

The project was repackaged and issued to our other Job Order Contractor, Mount Construction. After performing a field view with Commission staff, Mount Construction developed a cost estimate for review. The Job Order Contract with Mount Construction was executed on 7/25/2024. GPI continues to provide construction support services for this work

Construction Inspection Services  
Task Order Agreement No. C-772A-3  
(VMF/MEM)

This Task Order Assignment is for providing Construction Inspection services for the New Hope-Lambertville Toll Bridge Stone Veneer Replacement. KS Engineers, P.C. (KSE) was provided with their Notice to Proceed effective June 4, 2024. KSE has provided a full-time Construction Inspector for the duration of the construction.

Construction  
Job Order Contract No. TTS-735A-13  
(VMF/MEM)

This Job Order Contract for an amount not-to-exceed \$347,793.77 is to reinstall the missing stone veneer at the north end of the east (NJ) abutment, to install anchors in areas identified as potentially unstable, and perform various other maintenance repairs to prevent future deterioration of the stone veneer at both east (NJ) and west (PA) abutments. This contract also includes the removal and storage of the stone veneer from a portion of the north and south abutment walls adjacent to the Pennsylvania abutment backwall to investigate the cause of this backwall rotation toward the bridge.

The project was issued to Job Order Contractor, Mount Construction with Notice to Proceed issued August 7<sup>th</sup>, 2024. A preconstruction meeting was held on August 14, 2024, and work began on the Pennsylvania abutment walls on August 26, 2024. The Commission's ESS group removed one camera from the PA abutment north wall and removed the wire feed to this

# **DELAWARE RIVER JOINT TOLL BRIDGE COMMISSION**

**January 27, 2025**

## **PROJECT STATUS REPORT**

camera and two (2) additional cameras near the westbound approach to the toll plaza. The ESS group also removed the wire feed and conduit on the PA abutment back to the Tee junction box attached to the south parapet wall. These cameras will be rewired, and the removed camera temporarily reinstalled at a later date by the ESS group. The stone veneer was removed from the north and south abutment walls exposing a diagonal crack in the abutment backwall, revealing the cause of the backwall rotation. The stone veneer removed from the abutment walls were stored near the PA abutment on Commission property to be reused on this abutment walls after the abutment backwall issue is corrected. Mount Construction drilled holes and installed anchor bolts in designated stone veneer block at both the Pennsylvania and New Jersey abutments. Mount also sealed the longitudinal joints at both approaches and performed epoxy crack sealing of various cracks on the approach parapets. The granite stone that will replace the missing stone on the NJ abutment has been delivered and will be installed pending appropriate ambient temperatures.

### **NH-L TB ALL ELECTRONIC TOLLING (AET) CONVERSION DESIGN**

Contract No. C-754A  
(CAS/ KMS)

Rummel, Klepper & Kahl, LLP (RK&K) submitted the pre-final plans, specifications and estimate. Commission and CPMC Staff reviewed the pre-final submission and comments were provided to RK&K. The Commission, CPMC and RK&K met to discuss the review comments and provide clarification as needed.

Commission Staff discussed the potential of combing the New Hope – Lambertville Toll Bridge AET Conversion project with the Pennsylvania bridge abutment backwall replacement project. Given the proximity of these projects to each other and that they involve similar contractor services, combining the projects would reduce construction impacts to the traveling public, completing the work more efficiently. This concept was then discussed with RK&K and TPD, the engineer of record for the abutment backwall replacement design. TPD is preparing final plans and specifications that will be integrated into the current construction documents for AET project.

### **CENTRE BRIDGE- STOCKTON TOLL-SUPPORTED BRIDGE**

#### **CB-S TSB BEARING & BRIDGE SEAT REHABILITATION**

Design  
Task Order Assignment No. C-769A-2  
(HDH/MEM)

During the biannual inspection of the toll supported bridges, the Commission's General Engineering Consultant (GEC) identified several areas that require repair at the Centre Bridge-Stockton Toll- Supported Bridge (CBSTSB). The areas of concern are identified as loose, missing and/or bent anchor bolts at the truss and sidewalk bearings with associated spalls in the bridge seats resulting in loss of bearing area. Additional areas of repair are identified at the deck joints and bridge seats of the single span bridge over the Canal at the west approach of CBSTSB.

# **DELAWARE RIVER JOINT TOLL BRIDGE COMMISSION**

**January 27, 2025**

## **PROJECT STATUS REPORT**

Traffic Planning and Design, Inc (TPD) was provided with Notice to Proceed on December 13, 2022, for the design of the repairs. An inspection crew from TPD started an in-depth field inspection the week of January 9, 2023, for the purposes of determining the approach to the design and construction of the repairs. A Preliminary Condition Assessment Report (CAR) on the CBSTB conditions was submitted the end of January 2023.

A Draft CAR for the approach structure to the CBS-TSB bridge (York Road over the PA Canal) was submitted February 14<sup>th</sup>, 2023 and was reviewed by Engineering. In addition to the CAR, TPD has provided a Load Rating Analysis for this structure. The Preliminary Load Rating was received by the Commission on March 30<sup>th</sup>, 2023 and has been reviewed. The final Load Rating Report was accepted the end of May, 2023.

Preliminary assessment reports for the structure over the canal, and for the main river bridge have been received, reviewed, and accepted. Recommendations from this report will be incorporated into a future project for rehabilitation of the bridge.

Final design documents for the stringer bearing repairs on the main river bridge as well as miscellaneous pier bearing repairs are complete.

The final design construction documents have been provided to a Job Order Contractor who will provide a construction cost under a Job Order Contract.

## **LUMBERVILLE-RAVEN ROCK TOLL-SUPPORTED BRIDGE**

### **L-RR TOLL-SUPPORTED PEDESTRIAN BRIDGE CONCEPT DESIGN FOR ARCHITECTURAL LIGHTING & ELECTRONIC SURVEILLANCE/DETECTION SYSTEM INSTALLATION**

Concept Design

Task Order Assignment No. C-771A-4

(JRB/SJB)

Under this Task Order Assignment (TOA) the Consultant, French & Parrello Associates (FPA) with lighting design subconsultant Domingo Gonzales Associates (DGA), is providing professional consulting services to develop concept designs for both an Architectural Lighting System (ALS) and an Electronic Surveillance/Detection System (ESS) on the bridge. These concept designs include investigating the feasibility and practicality of an ALS and an ESS that require minimal equipment located on-site and connect via the Commission's WAN to another facility that would contain any necessary servers or equipment. Due to the lack of both property and buildings, and the picturesque landscape, the Commission would like the systems to be designed to utilize the smallest amount of space possible for back-end equipment located on-site, and any equipment cabinets or other necessary equipment on site should be in a context sensitive containment unit.

# **DELAWARE RIVER JOINT TOLL BRIDGE COMMISSION**

**January 27, 2025**

## **PROJECT STATUS REPORT**

A kickoff meeting was held with Commission Staff, representatives of FPA & DGA, via MS Teams on September 27, 2023. A site visit was held on October 5, 2023. Draft concept reports for the ALS and ESS systems were submitted on November 19<sup>th</sup>. A progress meeting was held on November 22, 2023.

A revised draft concept report was submitted in mid-January and review comments were provided back to FPA/DGA. A progress meeting was held on February 15, 2024. A revised concept report was submitted on February 29, 2024. A meeting was held on March 20 with the Executive Director and several DEDs as well as Public Safety & Bridge Security (PSBS). FPA working with DGA, submitted a revised Draft Concept Report to incorporate feedback from the ED, PSBS, and Engineering staff, which is currently under review.

## **UHLERSTOWN-FRENCHTOWN TOLL-SUPPORTED BRIDGE**

### **UHLERSTOWN-FRENCHTOWN TSB REHABILITATION**

Design

Contract No. C-642A

(MEM/KMS)

At the January 29, 2024 Commissioners Meeting, the Commission awarded Contract No. C-642A, Uhlerstown - Frenchtown Toll-Supported Bridge Rehabilitation Design to WSP USA, Inc. (WSP) of Exton, PA for an amount not-to-exceed \$1,771,189.56. WSP was provided with Notice of Award and Limited Notice to Proceed on January 29, 2024. A project Kick-Off meeting was held on February 6, 2024.

WSP submitted Final Design Bid Documents, after which, project TS-642A was advertised for bid on 10/22/2024. Four (4) bids were received by the Commission on 11/26/2024, which were reviewed by the Engineer-of-Record, the Contract Compliance Department and Commission Counsel. All reviewers found the bids to be responsible and in compliance with the Bid Documents.

Construction Management/Inspection Services

Contract CM-642A

(MEM/KMS)

At the December 2024 Meeting, the Commission awarded Contract No. CM-642A, Construction Management/Inspection Services for the Uhlerstown-Frenchtown Toll-Supported Bridge Rehabilitation Project, to Urban Engineers, Inc. of Cherry Hill, NJ (Urban) for a not-to-exceed amount of \$1,587,138.62. Urban was provided with Notice of Award and Limited Notice to Proceed effective December 23, 2024. Urban will submit their Certificates of Insurance for Commission approval, after which the contract agreement can be signed and a full notice to proceed issued by the Commission.

# **DELAWARE RIVER JOINT TOLL BRIDGE COMMISSION**

## **January 27, 2025 PROJECT STATUS REPORT**

Construction  
Contract No. TS-642A  
(MEM/KMS)

At the December 2024 Meeting, the Commission awarded Contract No. TS-642A, Uhlerstown-Frenchtown Toll-Supported Bridge Rehabilitation, to Anselmi & DeCicco, Inc. of Maplewood, NJ (Anselmi) for a not-to-exceed amount of \$22,216,237.00. Anselmi was provided with Notice of Award and Limited Notice to Proceed effective December 23, 2024. Anselmi will submit their Certificates of Insurance for Commission approval, after which the contract agreement can be signed and a full notice to proceed issued by the Commission.

### **I-78 TOLL BRIDGE**

#### **I-78 TB JOINT REHABILITATION & MISCELLANEOUS WORK**

Design and Construction Inspection  
Task Order Assignment No. C-769A-4  
(WMC/SJB)

Traffic Planning & Design, Inc. (TPD) submitted a draft needs assessment report including rehabilitation alternatives for I-78 approach pavement deterioration, I-78 bridge over County Route 519 deck deterioration, and the pavement within the open road tolling (ORT) lanes at the I-78 Toll Bridge. The first two (2) of these items have been completed. TPD continued to provide counsel to GPI in support of the plans and specifications for implementation of pavement repairs within the ORT lanes and scheduled to be performed by Crisdel Group as part of Contract T-766A.

#### **I-78 TB NEW JERSEY ROADWAY REHABILITATION AND POWER & COMMUNICATION INFRASTRUCTURE UPGRADES**

Design  
Contract No. C-766A  
(CLR/SJB)

This Contract is for professional consultant design services to include verification of condition assessment, preliminary and final design, and post-design services for the rehabilitation of the I-78 New Jersey Approach Roadway and reassessment of the preliminary design documents associated with the I-78 Power and Communication Infrastructure Design Services as developed by Arora and Associates, P.C. in October 2022 along with the preliminary and final design and post design services for the I-78 Power and Communication Infrastructure Design.

Arora and Associates, P.C was issued a Notice of Award and Limited Notice to Proceed effective May 23, 2023. A project kick-off meeting was held with Arora on May 31, 2023. The Contract was fully executed on June 20, 2023, with full Notice to Proceed effective June 22, 2023.

# DELAWARE RIVER JOINT TOLL BRIDGE COMMISSION

January 27, 2025

## PROJECT STATUS REPORT

The Construction Contractor was issued Notice to Proceed effective March 22, 2024. Arora continues providing post-design phase services including Submittals and Request for Information (RFIs) reviews and participating in various construction related meetings throughout the reporting period.

Construction Management/Construction Inspection  
Contract No. CM-766A  
(CLR/SJB)

At the February 26, 2024 Commissioners' Meeting, the Commission awarded Contract No. CM-766A, Construction Management/Construction Inspection Services for the I-78 New Jersey Roadway Rehabilitation and Power & Communication Infrastructure Improvements Project to Greenman-Pedersen, Incorporated (GPI) of Bridgewater, New Jersey for an amount not-to-exceed of \$2,405,208.16. GPI was provided with the Contract Notice of Award and Limited Notice to Proceed effective February 27, 2024. GPI's full Notice to Proceed was issued effective March 22, 2024.

GPI's current staff includes a full time Resident Engineer, two (2) full time Assistant Resident Engineers, one (1) full time Inspector/Office Engineer, one (1) full time Inspector and one (1) part time Project Manager. A part time scheduler and part time safety consultant, both from Envision, Inc. are providing schedule update reviews and independent on-site safety inspections respectively as needed.

During this reporting period, GPI conducted and documented the Contract No. T-766A Progress Meetings Nos.17, 18 and 19; processed the contractor's ninth pay estimate; developed the contractor's Unforeseen Allowance Reduction No. 1; continued developing the red line as built and continued tracking and filing RFIs, correspondence, submittals, and shop drawings, along with on-site inspection of the contractor's ongoing work. GPI's subconsultant Envision reviewed and commented on the contractor's bi-weekly CPM schedule updates and performed bi-weekly on-site independent safety inspections of the contractor's work.

Construction  
Contract No. T-766A  
(CLR/SJB)

At the February 26, 2024 Commissioners' Meeting, the Commission awarded Contract No. T-766A, I-78 New Jersey Roadway Rehabilitation and Power & Communication Infrastructure Improvements to Crisdel Group, Incorporated (Crisdel) of South Plainfield, New Jersey for an amount not-to-exceed \$23,530,677.00. Crisdel was provided with Notice of Award and Limited Notice to proceed effective February 27, 2024. Crisdel's full Notice to Proceed was issued effective March 22, 2024.

During this reporting period, Crisdel participated in the Contract No. T-766A Progress Meetings, and continued submitting in RFIs, correspondence, submittals, and shop drawings. Crisdel and their sub-contractor Tiffany Electric continued field work consisting of completing

# **DELAWARE RIVER JOINT TOLL BRIDGE COMMISSION**

**January 27, 2025**

## **PROJECT STATUS REPORT**

splicing the new electric and fiber cables into the new equipment, completing the installation of all of the ESS cameras and prepping them to be able to be tied into the Commission's Genetec System, completing the stand by generators' start up and testing at Springtown Road, Carpentersville Road and Edge Road electric service locations, began working on the drainage improvements behind the sound wall which runs along the Morgan Hill to I-78 Westbound on ramp, , began working on punch list items, began installing topsoil and seeding along the edge of both the left and right shoulders of I-78 and the median turnarounds, and continued the installation of the turf pavers and stone driveways for each of the new camera pole locations.

## **RIVERTON-BELVIDERE TOLL-SUPPORTED BRIDGE**

### **NORTHWEST & SOUTHWEST WINGWALLS REHABILITATION**

Design

Task Order Assignment No. C-751A-1  
(HDH/MEM)

The masonry wingwalls at the northwest and southwest corners of the Riverton – Belvidere Toll Supported Bridge needed repair, rehabilitation, or replacement. The walls exhibited vertical misalignment, areas of bulging stones, missing mortar and water staining because of water seeping through the wall. The sidewalk along the high side of the northwest wall exhibited signs of settlement and the concrete monument on the high side of the wall settled and rotated.

Traffic Planning and Design, Inc (TPD) was provided with Notice to Proceed on June 16, 2021 for design services to address the wall conditions. On Wednesday, June 23, 2021, a Kick-Off meeting was held. TPD submitted an initial draft Alternatives Analysis Submission report the beginning of September. A meeting was held on October 14, 2021, to review the proposed solutions in the report and discuss any other future alternatives.

A revised analysis report was submitted on November 5, 2021. This report included an interim recommendation to monitor the northwest wingwall for further movement at three-month intervals for a year. A meeting was held with TPD on November 17, 2021 to discuss this recommendation, and TPD was given the go-ahead to start the survey-based monitoring work on November 18, 2021.

An initial Survey of the Northwest wingwall was performed by Navarro & Wright, subconsultant to TPD, on December 1, 2021. Reflective targets and plates were attached to the wall. The next monitoring was performed early February, with negligible changes noted. The monitoring in May 2022 again noted minor changes. The monitoring report from August 3<sup>rd</sup> registered minor changes from the previous report as well. Comparing the results of August 2022 to the December 2021 baseline, it appears there is active movement of the wall.

As a result, TPD was authorized to proceed with the Phase 2 wall rehabilitation design on November 29, 2022. Project design plans were finalized in December 2023 and issued to a JOC Contractor for pricing and construction in 2024. Construction began in July 2024 and the contractor finished the last item, waterproofing the masonry walls, in early November. As-built

# DELAWARE RIVER JOINT TOLL BRIDGE COMMISSION

January 27, 2025

## PROJECT STATUS REPORT

plans are being prepared by the Construction Inspector and the design engineer and are expected in January 2025.

Construction

Job Order Contract No. TTS-784A-001

(HDH/MEM)

A Joint Scope of Work Meeting was held on January 11, 2024. Personnel from TPD, Job Order Contractor Mount Construction, JOC Program Manager Gordian and the Engineering Department met on-site at the RBTSB. A follow-up Teams meeting was held on January 19<sup>th</sup>, 2024. Mount Construction provided a cost proposal via several review iterations, which has been finalized with the JOC Program Manager Gordian Group.

This Job Order Contract was awarded to Mount Construction Company, Inc. on June 20, 2024 for an amount not-to-exceed \$449,748.88 for the rehabilitation of the Northwest (NW) and Southwest (SW) wingwalls at the Riverton-Belvidere, Pennsylvania bridge approach. This contract includes the removal of the existing concrete wall cap, stone masonry where the wall has bulged and resetting the stone and replacing the wall cap including a new moment slab on the NW wingwall. Work at the NW wingwall also includes removing and resetting the railing on top of the NW wingwall, sidewalk replacement, blast cleaning, repointing, and applying a waterproofing agent on the wall. The SW wingwall work includes the blast cleaning, repointing, and applying a waterproofing agent. The work on the roadway adjacent to the SW wingwall includes construction of a concrete trough, asphalt curb, and minor paving immediately adjacent to the wall to address drainage issues.

No progress meetings were held during this reporting period progress. Mount Construction addressed all of the items on the generated punch list as of December 10, 2024 and met with the adjacent property owner to ensure the site is restored to a satisfactory condition. Per the request of the property owner, Mount will monitor the site in the spring of 2025 to determine whether reseeded is required.

**DELAWARE RIVER JOINT TOLL BRIDGE COMMISSION**

**January 27, 2025  
PROJECT STATUS REPORT**

**MULTIPLE FACILITIES AND/OR COMMISSION-WIDE**

**CAPITAL PROGRAM MANAGEMENT CONSULTANT (CPMC) &  
DESIGN MANAGEMENT CONSULTANT (DMC) SERVICES FOR CAPITAL  
IMPROVEMENT PROJECTS**

**CPMC SERVICES THROUGH DECEMBER 31, 2028**

Task Order Assignment No. C-502A-1N  
(SJB/KMS)

Task Order Assignment No. C-502A-1N was authorized on April 8, 2024 for the continuation of Capital Program Management Consultant (CPMC) Services through December 31, 2028. The budget currently authorized for this assignment is anticipated to cover full-staff CPMC Services through December 31, 2025. Services under this Task Order Assignment from January 1, 2026 through December 31, 2028. Under Task Order Assignment 502A-1M, AECOM continues to provide Capital Program Management Consultant (CPMC) Staff Augmentation Services for delivery of the Commission’s Capital Program. AECOM is currently providing four (4) full-time Project Managers to oversee and administer various design and construction projects that are being advanced in the Capital Improvement Program.

CPMC staff will continue to provide support to the Commission in advancing the Capital Program in the following areas: procurement assistance, scheduling and cost control, programming/planning, Project Management, Program Area Management, technical support, design oversight and support, construction oversight and support, and oversight and support of the Job Order Contract (JOC) construction work, all including coordination with multiple Commission departments outside of Engineering.

**UNDERWATER SUBSTRUCTURE IMPROVEMENTS DESIGN – ALL REGIONS**

Design  
Contract No. C-782A  
(HDH/SJB)

IH Engineers, P.C. of Princeton, New Jersey was awarded this contract and given full notice to proceed with the delivery of the executed agreement on August 18, 2023. In 2021 the Commission performed the 5-year interval underwater inspections of each of its river crossing bridges, to meet National Bridge Inspection Standards (NBIS) requirements. The findings of these inspections identified the need for bridge substructure repair and/or rehabilitation of existing scour remediation measures at bridge substructures below the water level. IH’s scope is to prepare draft **Condition Assessment Report (CAR)** and a draft **Substructure Foundation Report (SFR)** that will include the substructures all of the Commissions main river bridge crossings. Where the CAR will outline the need for repairs and at which bridges, the SFR will be used as a source of information regarding the foundations and its susceptibility to flooding damage for the Commission in the future. Bi-weekly progress meetings are scheduled with the consultant.

# DELAWARE RIVER JOINT TOLL BRIDGE COMMISSION

January 27, 2025

## PROJECT STATUS REPORT

IH's subconsultants GPI and JMT have completed the in-depth field inspections for the preparation of the CAR and SFR. Draft CAR and SFR documents have undergone the submittal/review cycle between Commission staff and IH Engineers prior to meeting with NJDEP. A pre-application meeting with NJDEP was conducted on April 2, 2024 to review potential grout bag repair methods included in the CAR. NJDEP does not allow this method of construction in an underwater environment that is not completely "dry". Alternate repair methods are being developed by IH as the CAR continues to be progressed. IH is finalizing their reports and working on the preliminary design to support the effort to acquire the necessary permits.

IH has continued to work on both the **CAR** and **SFR**. A copy of both reports has been forwarded for constructability review under task order C-788A-6. Task Order Consultant TPD and their subconsultant Childs Engineering has performed a peer-review of the documents for four (4) bridges in the **CAR**. A meeting between Engineering and IH was held November 22<sup>nd</sup> to discuss Commission and TPD/Childs comments on the **SFR**. Revised pages of the SFR were received late December and are currently under review by Commission staff and TPD/Childs.

## CONSTRUCTABILITY REVIEW OF UNDERWATER SUBSTRUCTURE IMPROVEMENTS – AL REGIONS (C-782A)

Design

Task Order Assignment No. C-788A-06  
(HDH/SJB)

Under the standing C-788A Structural/Civil Task Order Agreement, Traffic Planning and Design, Inc. (TPD) along with their sub-consultant Childs Engineering will perform a constructability review of the design of the underwater pier repairs being prepared under Contract C-782A. TPD was provided with the full Notice-to-Proceed date of October 21, 2024.

On August 19<sup>th</sup> a pre-proposal/scoping meeting was held with TPD and Childs Engineering to discuss a peer review of IH's C-782A Condition Assessment Report (CAR) with emphasis on constructability. This report contains recommendations for underwater and scour remediation repairs to the main river bridge piers at each river crossing.

The CAR and FAR were delivered to TPD who provided a submittal of the draft constructability review for the C-782A contract Condition Assessment Report on November 27<sup>th</sup>, 2024. This report was reviewed by Commission staff, and a meeting was held with TPD and Childs to discuss findings. A review workshop with IH is anticipated in January.

# **DELAWARE RIVER JOINT TOLL BRIDGE COMMISSION**

**January 27, 2025**  
**PROJECT STATUS REPORT**

## **EXIGENT SUBSTRUCTURE MASONRY REHABILITATION**

Construction Contracts No:

TS-694B – Lumberville-Raven Rock TSB Exigent Substructure Masonry Rehabilitation

TS-694C – Calhoun Street TSB Exigent Substructure Masonry Rehabilitation

TS-694D – Washington Crossing TSB Exigent Substructure Masonry Rehabilitation

TS-694E – Riverton-Belvidere TSB Exigent Substructure Masonry Rehabilitation  
(EVO/MEM)

These contracts are for the rehabilitation of existing masonry joints at the abutments, piers, and retaining walls at four (4) locations as directed by the Commission. These exigent substructure masonry rehabilitation projects are an extension of the TS-694A - New Hope – Lambertville Toll-Supported Bridge Rehabilitation Design. This work includes the cleaning and repointing of existing masonry joints, the removal and salvaging existing masonry, constructing mortar beds, placing stones back in their original locations, and repointing courses on piers, abutments at designated locations as directed by the Commission. Torrado and the inspector communicated daily and recorded the linear footage of repointing on each face the substructure units.

The contractor, Torrado Construction began work at the first bridge site, Lumberville-Raven Rock on July 23, 2024, and was substantially complete on October 9, 2024. Torrado completed the spall repair located at the bottom of the Pier 2 nose at Lumberville-Raven Rock on November 11, 2024 once the additional spall repair material ordered was available and completed the repointing at Pier 4 at the Calhoun Street bridge on November 13, 2024.

Torrado did not return to the project site after November 13, 2024 due to decreasing temperatures. The project will resume in the spring of 2025 when the temperature is consistently 40 degrees and above, which is more conducive for successful repointing work.

## **BRIDGE MONITOR SHELTER ENHANCEMENTS PROGRAM DEVELOPMENT**

Task Order Assignment No. C-771A-1  
(WMC/KMS)

French & Parrello Associates, P.A. and their sub-consultant, USA Architects, Planners + Interior Designers are developing a system-wide program to enhance the Commission's inventory of bridge monitor shelters. Work involved preparing the program needs assessment, as discussed during the April 22nd meeting with Commission staff, and continued through the reporting period. A revised site constraints analysis was submitted addressing previously provided comments from the Commission. Additionally, the Commission received revised drawings for the primary and satellite shelter prototypes.

# DELAWARE RIVER JOINT TOLL BRIDGE COMMISSION

January 27, 2025  
PROJECT STATUS REPORT

## ELECTRONIC SURVEILLANCE / DETECTION SYSTEM NETWORK VIDEO MANAGEMENT SYSTEM (NVMS) INTEGRATOR SERVICES Contract No. DB-768A (WMC/KMS)

Dynamic Security, LLC (dba Secuni) continued to provide maintenance services of headend type equipment in support of the Electronic Surveillance / Detection System under the direction of the Commission's Public Safety and Bridge Security Department, who operates the system from the Control Centers located at the New Jersey State Police's Regional Operation and Information Center (ROIC) in West Trenton, New Jersey and the New Hope-Lambertville Toll Bridge facility in New Hope, Pennsylvania.

## ELECTRONIC TOLL COLLECTION CUSTOMER SERVICE CENTER/VIOLATION PROCESSING CENTER PROJECT Contract No. DB-584A (CAS/KMS)

Commission Staff are working with the New Jersey E-ZPass Customer Service Center (NJ E-ZPass CSC) provider, Conduent, to implement IAG Interface Control Document (ICD) version 1.60. This will allow CSCs to receive data and process transactions from other transponder protocols such as SeGo and 6C, in addition to the current TDM protocol, as well as other functionalities. After testing is completed with all agencies within the NJ E-ZPass CSC and the Inter Agency Group Hub, go-live will be scheduled.

Conduent continues to develop the **real time digital payment function** at the NJ E-ZPass CSC for toll by plate customers. Conduent revised the terms and conditions that will be displayed on the NJ E-ZPass website, and they are being reviewed by the NJTA. Conduent has released this functionality into the NJ CSC software, and they are proceeding with testing it through a small group of individuals.

For the **NJ E-ZPass CSC Services re-procurement**, the New Jersey Turnpike Authority (NJTA) awarded the agreements at their Board Meeting. The NJTA is addressing a procurement challenge.

The NJTA, as the lead agency, is facilitating all meetings with the other agencies and Conduent to manage the implementation of outstanding system elements for the New Jersey E-ZPass Customer Service Center.

**DELAWARE RIVER JOINT TOLL BRIDGE COMMISSION**

**January 27, 2025  
PROJECT STATUS REPORT**

**ELECTRONIC TOLL COLLECTION SYSTEM REPLACEMENT**

**Design, Build and Maintain  
Contract No. DB-540A  
(CAS/KMS)**

TransCore completed the preparation of the remaining seven (7) toll plazas for the installation of the Encompass E6 multiprotocol reader. This included installing the cabling from the proposed reader location to each antenna. The preliminary work is complete and TransCore is preparing to cutover to the E6 reader on a plaza-by-plaza basis.

Commission Staff are working with TransCore and the NJ E-ZPass CSC provider, Conduent, to implement IAG Interface Control Document (ICD) version 1.60. This will allow CSCs to receive data and process transactions from other transponder protocols such as SeGo and 6C, in addition to the current TDM protocol, as well as other functionalities. After testing is completed with all agencies within the NJ E-ZPass CSC and the Inter Agency Group Hub, go-live will be scheduled.

Commission Staff and TransCore meet monthly to review and discuss system operational and maintenance items. A weekly call also takes place to briefly review system maintenance items for the week.

**JOB ORDER CONTRACTING SERVICES**

**JOB ORDER CONTRACTING PROGRAM MANAGER  
Contract No. C-727A  
(WMC/KMS)**

The Gordian Group continued to provide program management services in support of the Commission’s Job Order Contracting Program involving development of price proposals within the information management software as well as the construction management services in support of each individual job order.

**JOB ORDER CONTRACTING SERVICES  
FOR BRIDGE, HIGHWAY, AND CIVIL WORK – NORTH REGION  
Contract No. T/TS-784A  
(WMC/KMS)**

Representatives from Mount Construction Company participated in a training session on June 28, 2023 involving the JOC Information Management Software, using the Construction Task Catalog and the understanding the Job Order Development Process.

Notice-to-Proceed was issued effective July 1, 2023.

**DELAWARE RIVER JOINT TOLL BRIDGE COMMISSION**

**January 27, 2025  
PROJECT STATUS REPORT**

**JOB ORDER CONTRACTING SERVICES  
FOR BRIDGE, HIGHWAY, AND CIVIL WORK – SOUTH REGION  
Contract No. T/TS-785A  
(WMC/KMS)**

Representatives from Mount Construction Company participated in a training session on June 28, 2023 involving the JOC Information Management Software, using the Construction Task Catalog and the understanding the Job Order Development Process.

Notice-to-Proceed was issued effective July 1, 2023.

**JOB ORDER CONTRACTING SERVICES  
FOR BUILDING AND FACILITY WORK – NORTH REGION  
Contract No. T/TS-786A  
(WMC/KMS)**

Representatives from Mount Construction Company participated in a training session on June 28, 2023 involving the JOC Information Management Software, using the Construction Task Catalog and the understanding the Job Order Development Process.

Notice-to-Proceed was issued effective July 1, 2023.

**JOB ORDER CONTRACTING SERVICES  
FOR BUILDING AND FACILITY WORK – SOUTH REGION  
Contract No. T/TS-787A  
(WMC/KMS)**

Representatives from A.P. Construction participated in a training session on June 28, 2023 involving the JOC Information Management Software, using the Construction Task Catalog and the understanding the Job Order Development Process.

Notice-to-Proceed was issued effective July 1, 2023.

**GENERAL ENGINEERING CONSULTANT  
2023-2024 Annual Inspections  
Contract No. C-757A  
(HDH/MEM)**

As the Commission's General Engineering Consultant (GEC), Pickering, Corts & Summerson (PCS) provided Annual Inspection Services for the Toll Bridges in 2021, Toll-Supported bridges in 2022, and Toll Bridges again in 2023.

Inspections of the Toll-Supported bridges and facilities take place in 2024. A kick-off meeting was held with Maintenance, Engineering and PCS team staff on February 20, 2024.

# **DELAWARE RIVER JOINT TOLL BRIDGE COMMISSION**

**January 27, 2025**

## **PROJECT STATUS REPORT**

Maintenance forces from NHL performed cable rigging of the Toll-Supported Bridges beginning the last week of February in preparation for inspections that commenced the week of March 18<sup>th</sup>, 2024.

All Toll-Supported Bridges and Facilities were inspected during the months of March, April, May and June. Sign Reflectivity Assessment for the Toll-Supported bridges was performed by PCS' sub-consultant SJH the second week of October, this work is performed during nighttime hours.

An interim inspection of the New Hope-Lambertville Toll bridge was performed the first week of December. This bridge has been on a 6-month interim since an issue was found with a tie-plate in span 9. However, the redundant back-up post tensioning system rods are functioning as intended at this location.

The Preliminary Draft Maintenance and Annual Inspection Reports were received on October 2<sup>nd</sup>, 2024. Meetings with Engineering, Maintenance and the GEC were held on October 21<sup>st</sup> (Southern Region) and October 22<sup>nd</sup>, 2024 (Central and Northern Regions). Copies of Final-Draft reports were received November 6<sup>th</sup>, 2024 addressing Commission comments. Final Reports are scheduled to be completed early January 2025 and distributed to the Commissioners at the January meeting for acceptance.

Toll Bridges and Facilities are scheduled to be inspected April through August of 2025.

## **TOLL PLAZA RESTRIPIING**

Design

Task Order Assignment No. C-760A-6  
(JRB/SJB)

Under this Task Order Assignment (TOA) the Consultant, Remington & Vernick Engineers (RVE), is providing professional consulting services to review, analyze, provide alternatives, and prepare construction plans for revised toll plaza and approach restriping at the seven (7) traditional toll plazas.

A kickoff meeting was held on October 5, 2023, via MS Teams. A research assessment report was submitted to the Commission on October 19, 2023, and a meeting was held on October 24, 2023, to discuss it. A revised report was submitted on November 20, 2023, for internal review and coordination. A status meeting was held on February 14, 2024. RVE submitted an updated assessment report based on additional Commission comments on February 21 and it is currently under review. RVE submitted preliminary plans on April 1, 2024, and comments were provided back to RVE on April 22. Plans for Interstate 78 and Trenton – Morrisville were finalized on May 20 and provided to Engineering staff to incorporate into the current T-766A I-78 I-NJ Roadway Rehabilitation and Power & Communication Infrastructure Improvements project and for the current procurement of T-746A Trenton – Morrisville Toll Bridge Roadway Paving and Deck Sealing Improvements. The Commission has received final submission for the remaining five (5) toll plazas and the submission is under review.

# **DELAWARE RIVER JOINT TOLL BRIDGE COMMISSION**

**January 27, 2025**  
**PROJECT STATUS REPORT**

**TRAFFIC ENGINEERING CONSULTANT**  
2021–2022/ 2023-2024 Annual Reports  
Task Order Assignment No. C-761A  
(CAS/ KMS)

Commission Staff continues to provide the monthly 2024 traffic data to Pennoni to prepare the 2024 Traffic Engineering report that will summarize the 2024 traffic and revenue and forecast the 2025 traffic and revenue.

**TRAFFIC COUNT PROGRAM UPGRADE**  
Contract No. DR-550A  
(JRB/CAS)

A Purchase Order was issued to Signal Service, Inc. of West Chester, PA for new overhead traffic counters radar units and support materials in April 2023. Signal Service (SS) is a member of the Pennsylvania Department of General Services COSTARS Program.

The purchase order included 19 new overhead radar units (included 2 spare units), and new units have been installed at all vehicular bridges. These new sensors replaced end of life RTMS (radar) traffic monitoring units that began to fail. Due to increased sensitivity of the newer technology in the counters and the unique geometry of some of the Commission’s Toll-Supported Bridge approaches, Commission staff and Signal Service have been working to monitor and reconfigure or recalibrate the sensors at many bridges when needed. There are a few bridges that are problematic, including Uhlerstown – Frenchtown, Upper Black Eddy – Milford, and Riverton – Belvidere where narrow approach roadways coupled with steel guiderail has caused issues with radar counts.

Commission staff and SS are working together to try and remedy the situation, either by recalibration, reconfiguration, or relocation of the counter heads where possible.

At the New Hope-Lambertville Toll-Supported bridge, on September 9, 2024, the traffic counter was relocated to the PA Approach. During review of the data collected from 9/10 – 9/30, it was determined the counts (westbound only due to TS-694A) were inaccurate and that SS will be contacted to come out and reconfigure the sensor. SS recalibrated the NH-L TSB sensor on October 23. Counts continue to be monitored.

SS visited –Trenton – Morrisville and New Hope – Lambertville Toll Bridges on November 12, 2024, as part of their quarterly preventive maintenance.

Engineering and SS will continue monitoring any issues with the sensors at other Toll-Supported Bridges where geometry and roadway appurtenances cause problems.

**DELAWARE RIVER JOINT TOLL BRIDGE COMMISSION**

**January 27, 2025  
PROJECT STATUS REPORT**

**ELECTRONIC TOLL COLLECTION / TOLLING  
TASK ORDER CONSULTANT**

**E6 MPR TESTING  
Task Order Assignment No. C-770A-2  
(CAS/ KMS)**

TransCore completed the preparation of the remaining seven (7) toll plazas for the installation of the Encompass E6 multiprotocol reader. This included installing the cabling from the proposed reader location to each antenna. The preliminary work is complete and TransCore is preparing to cutover to the E6 reader on a plaza-by-plaza basis. This reader enables the Commission toll facilities to read transponders that use TDM (IAG), SeGo or 6C protocols, an IAG directive. TransCore and RK&K will collect data to document the performance of the reader in multiprotocol operation as each plaza is cut over to the new reader. This data will assist TransCore in determining if additional tuning of the reader is needed as they are placed into the production environment.

**SOFT AET PROGRAM MANAGEMENT AND ROADWAY SIGN REPLACEMENT**

**Design  
Task Order Assignment No. C-770A-3  
(CAS/ KMS)**

Job Order Contract agreements to support All Electronic Tolling (AET) in Place at the Trenton – Morrisville, I-78, Easton – Phillipsburg, and Delaware Water Gap Toll Bridges were executed with Mount Construction. Mount Construction was provided with the Contract’s Notice to Proceed effective December 10, 2024. Mount Construction submitted the toll sign replacement shop drawings, which were subsequently approved as noted and the signs were procured for installation in early January 2025.

RK&K team is providing program management services for the transition to soft All Electronic Tolling (AET) under this task order assignment. The RK&K team and Commission Staff met with TransCore to discuss comments related to the agreement that was based off of the SJTA procurement that includes a provision for all the agencies of the New Jersey E-ZPass Customer Service Center to purchase their toll system. At the November 2024 Commission Meeting, authorization was provided for the Executive Director to execute the agreement. RK&K prepared the final agreement for execution by TransCore and the Commission.

**TOLL SIGN REPLACEMENTS AT I-78 TOLL BRIDGE**

**Construction  
Job Order Contract No. T/TS-784A-4  
(CAS/KMS)**

This Job Order Contract for an amount not-to-exceed \$68,018.60 is for the installation of advanced tolling signs at the I-78 bridge approach and toll plaza in preparation to transitioning to All Electronic Tolling In-place at this bridge on January 12, 2025. The Toll Sign Replacement

**DELAWARE RIVER JOINT TOLL BRIDGE COMMISSION**

**January 27, 2025**

**PROJECT STATUS REPORT**

contractor is Mount Construction Company, Incorporated of Berlin, New Jersey. Mount was provided with the Contract's Notice to Proceed effective December 10, 2024. Mount submitted the toll sign replacement shop drawings, which were subsequently approved as noted and procured for installation in early January 2025.

**TOLL SIGN REPLACEMENTS AT EASTON-PHILLIPSBURG TOLL BRIDGE**

Construction

Job Order Contract No. T/TS-784A-5

(CAS/KMS)

This Job Order Contract for an amount not-to-exceed \$70,500.70 is for the installation of advanced tolling signs at the Easton-Phillipsburg bridge approach and toll plaza in preparation to transitioning to All Electronic Tolling In-place at this bridge on January 12, 2025. The Toll Sign Replacement contractor is Mount Construction Company, Incorporated of Berlin, New Jersey. Mount was provided with the Contract's Notice to Proceed effective December 10, 2024. Mount submitted the toll sign replacement shop drawings, which were subsequently approved as noted and procured for installation in early January 2025.

**TOLL SIGN REPLACEMENTS AT DELAWARE WATER GAP TOLL BRIDGE**

Construction

Job Order Contract No. T/TS-784A-6

(CAS/KMS)

This Job Order Contract for an amount not-to-exceed \$106,412.71 is for the installation of advanced tolling signs at the Delaware Water Gap bridge approach and toll plaza in preparation to transitioning to All Electronic Tolling In-place at this bridge on January 12, 2025. The Toll Sign Replacement contractor is Mount Construction Company, Incorporated of Berlin, New Jersey. Mount was provided with the Contract's Notice to Proceed effective December 10, 2024. Mount submitted the toll sign replacement shop drawings, which were subsequently approved as noted and procured for installation in early January 2025.

**TOLL SIGN REPLACEMENTS AT NEW HOPE-LAMBERTVILLE TOLL BRIDGE**

Construction

Job Order Contract No. T/TS-785A-1

(CAS/KMS)

This Job Order Contract is for the installation of advanced tolling signs along the New Hope-Lambertville toll bridge approach and at the toll plaza in preparation to transitioning to All Electronic Tolling In-place at this bridge on June 16, 2024. The Toll Sign Replacement contractor is Mount Construction Company, Incorporated of Berlin, New Jersey. Mount was provided with the Contract's Notice to Proceed effective May 24, 2024 and began sign installation and replacement work at this bridge on June 12, 2024. Mount completed the sign replacements within the toll plaza and replaced the advance signage in New Jersey prior to going to all electronic tolling on June 16, 2024. Three (3) large overhead signs on the bridge required additional structural

**DELAWARE RIVER JOINT TOLL BRIDGE COMMISSION**

**January 27, 2025**

**PROJECT STATUS REPORT**

support, which was submitted by Mount and approved by the design engineer RK&K. Two (2) of these remaining three (3) overhead signs were installed on September 27, 2024 and the remaining overhead sign was replaced on October 4, 2024, completing the AET sign placements for this facility. Close out of the project financials continued during the reporting period.

**TOLL SIGN REPLACEMENTS AT TRENTON-MORRISVILLE TOLL BRIDGE**

Construction

Job Order Contract No. T/TS-785A-2

(CAS/KMS)

This Job Order Contract for an amount not-to-exceed \$79,296.67 is for the installation of advanced tolling signs at the Trenton-Morrisville bridge approach and toll plaza in preparation to transitioning to All Electronic Tolling In-place at this bridge on January 12, 2025. The Toll Sign Replacement contractor is Mount Construction Company, Incorporated of Berlin, New Jersey. Mount was provided with the Contract's Notice to Proceed effective December 10, 2024. Mount submitted the toll sign replacement shop drawings, which were subsequently approved as noted and procured for installation in early January 2025.

# **DELAWARE RIVER JOINT TOLL BRIDGE COMMISSION**

**Meeting of January 27, 2025**

## **OPERATIONS**

The following Pages reflect the reports on those items assigned to the Operations Department. Each item is reported separately and page numbered accordingly.

**DELAWARE RIVER JOINT TOLL BRIDGE COMMISSION**

**Meeting of January 27, 2025**

**OPERATIONS INDEX  
FOR  
PUBLIC SAFETY & BRIDGE SECURITY**

<b>SUBJECT</b>	<b>DESCRIPTION</b>	<b>PAGE NUMBER</b>
Public Safety & Bridge Security	Status Reports Month of December 2024	1-26

DELAWARE RIVER JOINT TOLL BRIDGE COMMISSION  
Meeting of January 27, 2025

PUBLIC SAFETY AND BRIDGE SECURITY  
Month of December 2024

The below-listed items represent meetings, communications, tasks, and projects involving the Public Safety and Bridge Security Department (PSBS):

Radio System

- PSBS personnel and the New Jersey State Police investigated various DRJTBC radio issues during December 2024. Both agencies and Motorola investigated putting a micro antenna system on the new Trenton-Morrisville facility to reach the NJSP Bordentown radio tower instead of seeking permission to go on the NJ Labor and Industry building in Trenton, NJ. After a review of the same, the Bordentown Tower does not seem cost-effective.
- In December 2024, ESS Maintenance staff installed and programmed new radios for various new vehicles.
- In December 2024, ESS Maintenance staff continued to work with the Regions and IT to update the Maximo radio inventory database.

Access Control System

- In December 2024, ESS Maintenance staff continued upgrading components of the Commission's access control system and adjusting doors to ensure the security of commission facilities.
- In December 2024, the Access Control System (ACS) database was audited, and pictures were updated for employees and contractor cards.
- Various employee ACS rights were updated and changed at the supervisors' request.
- Various door alarms and ACS issues were investigated and addressed.

Public Safety & Bridge Security

- PSBS continued to arrange various Pennsylvania State Police (PSP) enforcement details and safety checks at Commission bridges.

DELAWARE RIVER JOINT TOLL BRIDGE COMMISSION  
Meeting of January 27, 2025

PUBLIC SAFETY AND BRIDGE SECURITY  
Month of December 2024

- PSBS Control Center (CC) continues to operate 24/7 detects, documents, and assists the regional bridges with various emergencies, traffic, and security-related incidents.
- In December 2024, PSBS Staff visited Winstead in Minnesota. The purpose of the trip was to finalize the Trenton Morrisville Control Center furniture design.
- During December 2024, PSBS worked with Human Resources (HR) on various internal investigations.
- During December 2024, PSBS personnel worked with several police departments and DRJTBC personnel on various inquiries and investigations. As a result, PSBS personnel investigated (48) video requests.
- In December 2024, PSBS Staff attended the I-78 NJ Roadway Rehabilitation and Power & Communication Infrastructure meeting.
- In December 2024, PSBS personnel reviewed and purged the ESS video storage database that contains copies of videos requested by DRJTBC personnel and outside agencies.
- In December 2024, PSBS staff attended a meeting for the Lower Trenton Toll Supported Bridge Truck Warning System (Pilot) and a Bridge Monitor Shelter Concept Design.
- In December 2024, PSBS continued working with Engineering to construct the Southern Operations & Maintenance Facilities – Trenton-Morrisville Control Center Project.
- In December 2024, work continued at the New Hope Control Center on the Computer Aided Dispatch System (CAD), and the Carousel integrated phone system. PSBS Staff and Engineering continue to conduct Bi-Weekly meetings with Motorola and Carousel regarding the CAD and phone system. Operations personnel received training on the CAD and Reporting systems. The go-live date for the CAD is anticipated for January 2025, however, currently, Motorola is having difficulty with e-mailing the reports.
- In December 2024, PSBS staff attended various meetings concerning switching to electronic tolling (AET).
- In December 2024, PSBS attended meetings with the Coleman Consulting group regarding work schedules and rules.
- In December 2024, PSBS attended and participated in the DRJTBC Monthly WPSC meeting.

DELAWARE RIVER JOINT TOLL BRIDGE COMMISSION  
Meeting of January 27, 2025

PUBLIC SAFETY AND BRIDGE SECURITY  
Month of December 2024

- In December 2024, PSBS completed monthly NJSP and PSP billing processing.
- In December 2024, PSBS assisted in Security details for the DRJTBC monthly Committee and Commission meetings.
- In December 2024, PSBS assisted with supplemental overweight crossing prevention details at the New Hope-Lambertville Toll Supported Bridge during the bridge rehabilitation project.
- In December 2024, PSBS assisted with the Christmas Day Re-enactment rehearsal at the Washington Crossing Bridge.
- In December 2024, PSBS assisted with the Christmas Day Re-enactment at the Washington Crossing Bridge

Electronic Security Surveillance (ESS) Maintenance

- In December 2024, ESS Maintenance responded to and closed 45 Maximo work orders concerning the Commission's ESS and radio systems.
- In December 2024, the ESS Maintenance continued supporting the DRJTBC electronic vehicle counting system by verifying counts and adjusting the readers.
- In December 2024, the ESS Maintenance worked with the I-78 power and communications contractors in preparation for a new I-78 IP scheme and transitioning the I-78/611 network into the existing I-78 network.

Toll Department

1. Facilitated an internal meeting with various Commission Departments to discuss AET conversion at TM, I78, EP and DWG
2. Drafted Toll Operations guidelines for the January 12, 2025, AET conversion
3. Attended and participated in multiple employee schedule meetings with the Coleman Consulting Group.
4. Participated in Coleman Consulting meeting regarding new schedules for PSBS/Toll

DELAWARE RIVER JOINT TOLL BRIDGE COMMISSION  
Meeting of January 27, 2025

PUBLIC SAFETY AND BRIDGE SECURITY  
Month of December 2024

5. Held weekly Teams meetings with Lieutenants and DDOT to keep staff informed of any updates and answer questions
6. Attended monthly TransCore Maintenance meeting
7. Participated in TransCore weekly Teams meetings and assist with any toll system updates
8. Coordinate with E-Z Pass Department to schedule newly appointed Customer Service / Toll Auditor employees to attend in-house training
9. Continue to monitor the daily Garda pickups and prepare a weekly report
10. Continue to work with TES to schedule training for Toll Personnel
11. Continue to monitor traffic flow to adjust schedules
12. Approve and monitor payroll / address any ADP or portal issues
13. Visited toll locations to meet with staff and discuss any issues

## December 2024 NJSP/PSP DRJTBC Combined Stats

Bridges	N/R Accidents		Reportable Accidents		Motorist Assists		Other	
	NJ	PA	NJ	PA	NJ	PA	NJ	PA
Milford-Montague Toll Bridge (R0440)	0	0	0	0	0	0	0	0
Delaware Water Gap Toll Bridge (N0641)	0	0	1	0	0	1	0	4
Portland-Columbia Pedestrian TSB (M0642)	0	0	0	0	0	0	0	0
Portland-Columbia Toll Bridge (M0643)	0	0	0	1	1	0	0	1
Riverton-Belvidere Toll Supported Bridge (M0644)	0	1	0	0	0	0	0	0
Easton-Phillipsburg Toll Bridge (M0645)	0	1	1	1	1	0	0	1
Northampton St TSB (M0646)	0	0	0	0	0	0	0	1
I-78 Toll Bridge (M0646)	0	2	2	0	2	2	0	9
Riegelsville Toll Supported Bridge (M0248)	0	0	0	0	0	0	0	0
Upper BlackEddyMilford Toll Supported (M0249)	0	0	0	0	0	0	0	0
Uhlertown Frenchtown TSB (M0250)	0	1	1	0	0	0	1	0
Lumberville Raven Rock TSB Ped. (M0251)	0	0	0	0	0	0	0	0
Centre Bridge Stockton TSB (M0252)	0	0	0	0	0	0	0	0
New Hope Lambertville Toll (M0253)	0	0	0	0	0	0	0	0
New Hope Lambertville TSB (M0254)	0	0	0	0	0	0	0	0
Washington Crossing TSB (M0355)	0	1	1	0	0	0	0	0
Scudder Falls Toll (M0356)	0	0	2	1	0	0	0	1
Calhoun St TSB (M0357)	0	0	0	0	0	0	0	2
Lower Trenton TSB (M0358)	0	1	0	1	0	0	0	0
Morrisville Trenton Toll (M0359)	0	6	1	1	3	0	0	0

	Citations	Warnings	Security Checks
New Jersey State Police	23	10	501
<b>Pennsylvania State Police</b>	127	127	969

DELAWARE RIVER JOINT TOLL BRIDGE COMMISSION

MONTHLY ACTIVITY SERVICES RENDERED REPORT

BRIDGE Riverton-Belvidere

MONTH December

YEAR 2024

ACTIVITY/SERVICE	WEEK OF 7-Dec	WEEK OF 14-Dec	WEEK OF 21-Dec	WEEK OF 28-Dec	TOTAL
Hours Worked	168	168	172	168	676
Patrols	66	96	75	52	289
Overweight Crossings	2	0	0	0	2
Overweights Refused	24	30	26	23	103
Pass Through	3	3	2	3	11
Disabled Vehicles	0	0	0	0	0
Accidents	0	0	0	0	0
Police Requests	1	6	9	5	21
Fire Dept. Requests	0	0	0	0	0
EMS / First Aid Requests	0	0	0	0	0
Traffic Control	2	9	6	0	17
Jumpers / Code 100	0	0	0	0	0
Public Interactions	37	27	35	31	130
Bicycle Warnings	0	1	0	0	1
Other	12	13	14	11	50

**NOTES:**

DELAWARE RIVER JOINT TOLL BRIDGE COMMISSION

MONTHLY ACTIVITY SERVICES RENDERED REPORT

BRIDGE Northampton Street

MONTH December

YEAR 2024

ACTIVITY/SERVICE	WEEK OF 7-Dec	WEEK OF 14-Dec	WEEK OF 21-Dec	WEEK OF 28-Dec	TOTAL
Hours Worked	336	336	340	340	1352
Patrols	140	143	138	114	535
Overweight Crossings	0	0	2	2	4
Overweights Refused	166	160	159	134	619
Pass Through	2	0	8	1	11
Disabled Vehicles	6	0	0	0	6
Accidents	0	0	0	1	1
Police Requests	0	3	1	1	5
Fire Dept. Requests	0	0	0	0	0
EMS / First Aid Requests	0	1	0	0	1
Traffic Control	28	16	29	0	73
Jumpers / Code 100	0	0	0	0	0
Public Interactions	71	61	122	70	324
Bicycle Warnings	5	3	8	2	18
Other	24	27	27	29	107

**NOTES:**

DELAWARE RIVER JOINT TOLL BRIDGE COMMISSION

MONTHLY ACTIVITY SERVICES RENDERED REPORT

BRIDGE Reigelsville

MONTH December

YEAR 2024

ACTIVITY/SERVICE	WEEK OF 7-Dec	WEEK OF 14-Dec	WEEK OF 21-Dec	WEEK OF 28-Dec	TOTAL
Hours Worked	336	332	336	348	1352
Patrols	138	114	132	117	501
Overweight Crossings	0	0	0	0	0
Overweights Refused	41	56	86	54	237
Pass Through	5	0	1	2	8
Disabled Vehicles	0	0	0	0	0
Accidents	0	0	0	0	0
Police Requests	0	0	0	0	0
Fire Dept. Requests	0	0	0	0	0
EMS / First Aid Requests	0	0	0	0	0
Traffic Control	8	0	1	2	11
Jumpers / Code 100	0	0	0	0	0
Public Interactions	48	23	0	40	111
Bicycle Warnings	0	0	0	3	3
Other	29	26	29	19	103

NOTES:

DELAWARE RIVER JOINT TOLL BRIDGE COMMISSION

MONTHLY ACTIVITY SERVICES RENDERED REPORT

BRIDGE Upper Black Eddy-Milford

MONTH December

YEAR 2024

ACTIVITY/SERVICE	WEEK OF 7-Dec	WEEK OF 14-Dec	WEEK OF 21-Dec	WEEK OF 28-Dec	TOTAL
Hours Worked	36	44	16	52	148
Patrols	15	14	8	16	53
Overweight Crossings	0	0	0	0	0
Overweights Refused	0	0	0	0	0
Pass Through	0	0	0	0	0
Disabled Vehicles	0	0	0	0	0
Accidents	0	0	0	0	0
Police Requests	0	0	0	0	0
Fire Dept. Requests	0	0	0	0	0
EMS / First Aid Requests	0	0	0	0	0
Traffic Control	0	0	0	0	0
Jumpers / Code 100	0	0	0	0	0
Public Interactions	2	0	0	8	10
Bicycle Warnings	0	0	0	0	0
Other	5	3	2	14	24

NOTES:

DELAWARE RIVER JOINT TOLL BRIDGE COMMISSION

MONTHLY ACTIVITY SERVICES RENDERED REPORT

BRIDGE Uhlerstown-Frenchtown

MONTH December

YEAR 2024

ACTIVITY/SERVICE	WEEK OF 7-Dec	WEEK OF 14-Dec	WEEK OF 21-Dec	WEEK OF 28-Dec	TOTAL
Hours Worked	132	92	108	112	444
Patrols	59	45	45	41	190
Overweight Crossings	1	0	1	0	2
Overweights Refused	30	36	43	37	146
Pass Through	8	11	9	5	33
Disabled Vehicles	0	0	0	0	0
Accidents	0	0	0	0	0
Police Requests	0	0	0	0	0
Fire Dept. Requests	0	0	0	0	0
EMS / First Aid Requests	0	0	0	0	0
Traffic Control	0	0	0	0	0
Jumpers / Code 100	0	0	0	0	0
Public Interactions	11	0	4	6	21
Bicycle Warnings	0	0	0	0	0
Other	10	7	12	10	39

**NOTES:**

DELAWARE RIVER JOINT TOLL BRIDGE COMMISSION

MONTHLY ACTIVITY SERVICES RENDERED REPORT

BRIDGE Portland-Columbia Pedestrian Bridge

MONTH December

YEAR 2024

ACTIVITY/SERVICE	WEEK OF 7-Dec	WEEK OF 14-Dec	WEEK OF 21-Dec	WEEK OF 28-Dec	TOTAL
Hours Worked	0	0	0	0	0
Patrols	14	14	14	12	54
Overweight Crossings	0	0	0	0	0
Overweights Refused	0	0	0	0	0
Pass Through	0	0	0	0	0
Disabled Vehicles	0	0	0	0	0
Accidents	0	0	0	0	0
Police Requests	0	0	0	0	0
Fire Dept. Requests	0	0	0	0	0
EMS / First Aid Requests	0	0	0	0	0
Traffic Control	0	0	0	0	0
Jumpers / Code 100	0	0	0	0	0
Public Interactions	0	0	0	0	0
Bicycle Warnings	0	0	0	0	0
Other	0	0	0	0	0

**NOTES:**

DELAWARE RIVER JOINT TOLL BRIDGE COMMISSION

MONTHLY ACTIVITY SERVICES RENDERED REPORT

BRIDGE Centre-Bridge Stockton

MONTH December

YEAR 2024

ACTIVITY/SERVICE	WEEK OF 7-Dec	WEEK OF 14-Dec	WEEK OF 21-Dec	WEEK OF 31-Dec	TOTAL
Hours Worked	120	88	84	88	380
Patrols	35	21	22	18	96
Overweight Crossings	1	2	0	1	4
Overweights Refused	27	18	37	6	88
Pass Through	8	4	8	5	25
Disabled Vehicles	0	0	0	0	0
Accidents	0	0	0	0	0
Police Requests	1	1	0	1	3
Fire Dept. Requests	0	0	0	0	0
EMS / First Aid Requests	0	0	0	0	0
Traffic Control	6	6	14	4	30
Jumpers / Code 100	0	0	0	0	0
Public Interactions	60	44	55	48	207
Bicycle Warnings	5	0	5	0	10
Other	0	0	0	0	0

**NOTES:**

DELAWARE RIVER JOINT TOLL BRIDGE COMMISSION

MONTHLY ACTIVITY SERVICES RENDERED REPORT

---

DELAWARE RIVER JOINT TOLL BRIDGE COMMISSION

MONTHLY ACTIVITY SERVICES RENDERED REPORT

BRIDGE New Hope - Lambertville

MONTH December

YEAR 2024

ACTIVITY/SERVICE	WEEK OF 7-Dec	WEEK OF 14-Dec	WEEK OF 21-Dec	WEEK OF 31-Dec	TOTAL
Hours Worked	336	345	316	319	1316
Patrols	28	25	28	20	101
Overweight Crossings	0	0	1	0	1
Overweights Refused	183	174	76	65	498
Pass Through	2	0	2	1	5
Disabled Vehicles	2	0	0	0	2
Accidents	0	0	0	0	0
Police Requests	1	0	0	0	1
Fire Dept. Requests	0	0	0	0	0
EMS / First Aid Requests	0	0	0	0	0
Traffic Control	48	58	53	14	173
Jumpers / Code 100	0	0	3	0	3
Public Interactions	82	287	189	251	809
Bicycle Warnings	14	2	6	9	31
Other	0	0	0	0	0

**NOTES:**

DELAWARE RIVER JOINT TOLL BRIDGE COMMISSION

MONTHLY ACTIVITY SERVICES RENDERED REPORT

BRIDGE Washington Crossing

MONTH December

YEAR 2024

ACTIVITY/SERVICE	WEEK OF 7-Dec	WEEK OF 14-Dec	WEEK OF 21-Dec	WEEK OF 31-Dec	TOTAL
Hours Worked	156	144	132	132	564
Patrols	37	26	19	16	98
Overweight Crossings	0	0	1	1	2
Overweights Refused	30	27	32	8	97
Pass Through	5	0	1	0	6
Disabled Vehicles	0	0	0	0	0
Accidents	2	0	0	0	2
Police Requests	2	0	1	1	4
Fire Dept. Requests	0	0	0	0	0
EMS / First Aid Requests	0	0	0	0	0
Traffic Control	30	26	33	4	93
Jumpers / Code 100	0	0	0	0	0
Public Interactions	20	10	21	5	56

DELAWARE RIVER JOINT TOLL BRIDGE COMMISSION

MONTHLY ACTIVITY SERVICES RENDERED REPORT

Bicycle Warnings	1	0	2	1	4
Other	0	0	0	0	0

NOTES:

BRIDGE Calhoun Street

MONTH December

YEAR 2024

ACTIVITY/SERVICE	WEEK OF 7-Dec	WEEK OF 14-Dec	WEEK OF 21-Dec	WEEK OF 31-Dec	TOTAL
Hours Worked	288	231	283	272	1074
Patrols	74	48	63	60	245
Overweight Crossings	1	0	0	0	1
Overweights Refused	28	27	13	25	93
Pass Through	0	0	4	1	5
Disabled Vehicles	0	0	0	0	0
Accidents	0	0	0	0	0
Police Requests	0	0	0	0	0
Fire Dept. Requests	0	0	0	0	0
EMS / First Aid Requests	0	0	0	0	0

DELAWARE RIVER JOINT TOLL BRIDGE COMMISSION

MONTHLY ACTIVITY SERVICES RENDERED REPORT

Traffic Control	4	9	2	2	17
Jumpers / Code 100	0	0	0	0	0
Public Interactions	26	22	27	13	88
Bicycle Warnings	8	7	3	4	22
Other	0	0	0	0	0

**NOTES:**

BRIDGE Lower Trenton

MONTH December

YEAR 2024

ACTIVITY/SERVICE	WEEK OF 7-Dec	WEEK OF 14-Dec	WEEK OF 21-Dec	WEEK OF 31-Dec	TOTAL
Hours Worked			24		24
Patrols			0		0
Overweight Crossings			1		1
Overweights Refused			30		30
Pass Through			1		1
Disabled Vehicles			0		0
Accidents			0		0

DELAWARE RIVER JOINT TOLL BRIDGE COMMISSION

MONTHLY ACTIVITY SERVICES RENDERED REPORT

Police Requests			1		1
Fire Dept. Requests			0		0
EMS / First Aid Requests			0		0
Traffic Control			21		21
Jumpers / Code 100			0		0
Public Interactions			12		12
Bicycle Warnings			0		0
Other			0		0

**NOTES:**

BRIDGE Lumberville - Raven Rock

MONTH December

YEAR 2024

ACTIVITY/SERVICE	WEEK OF 7-Dec	WEEK OF 14-Dec	WEEK OF 21-Dec	WEEK OF 31-Dec	TOTAL
Hours Worked					0
Patrols					0
Overweight Crossings					0
Overweights Refused					0

DELAWARE RIVER JOINT TOLL BRIDGE COMMISSION

MONTHLY ACTIVITY SERVICES RENDERED REPORT

Pass Through					0
Disabled Vehicles					0
Accidents					0
Police Requests					0
Fire Dept. Requests					0
EMS / First Aid Requests					0
Traffic Control					0
Jumpers / Code 100					0
Public Interactions					0
Bicycle Warnings					0
Other					0

**NOTES:**

---

# December 2024 Overweight Crossings-Central Region

12/31/2024

Bridge	Total Turnarounds	Total Overweights	Total Manned	Total Unmanned	NJSP Response	Summons Issued	Warnings Issued	PSP Response	Citations Issued	Warnings Issued2	Local Police Response	No Response
Riverton-Belvidere	103	2	0	2	0	0	0	0	0	0	0	1
Northampton St.	619	4	4	0	2	0	2	2	1	1	0	0
Riegelsville	237	0	0	0	0	0	0	0	0	0	0	0
Uhlerstown - Frenchtown	146	2	1	1	1	1	0	0	0	0	0	1
<b>December Totals</b>	<b>1105</b>	<b>8</b>	<b>5</b>	<b>3</b>	<b>3</b>	<b>1</b>	<b>2</b>	<b>2</b>	<b>1</b>	<b>1</b>	<b>0</b>	<b>2</b>
Bridge	Total Turnarounds	Total Overweights	Total Manned	Total Unmanned	NJSP Response	Summons Issued	Warnings Issued	PSP Response	Citations Issued	Warnings Issued	Local Police Response	No Response
Riverton-Belvidere	1710	55	10	45	39	11	24	7	4	2	0	9
Northampton St.	9230	56	56	0	23	6	18	27	8	19	0	6
Riegelsville	3052	2	2	0	0	0	0	0	0	0	0	1
Uhlerstown - Frenchtown	2160	17	2	15	14	11	3	1	0	0	0	1
	0	0	0	0	0	0	0	0	0	0	0	0
<b>Year to Date Totals</b>	<b>16152</b>	<b>130</b>	<b>70</b>	<b>60</b>	<b>76</b>	<b>28</b>	<b>45</b>	<b>35</b>	<b>12</b>	<b>21</b>	<b>0</b>	<b>17</b>

# December 2024 Overweight Crossings-Southern Region

12/31/2024

Bridge	Total Turnarounds	Total Overweights	Total Manned	Total Unmanned	NJSP Response	Summons Issued	Warnings Issued	PSP Response	Citations Issued	Warnings Issued2	Local Police Response	No Response
Lower Trenton	30	1	0	1	1	1	0	0	0	0	0	0
Calhoun Street	91	1	1	0	1	0	1	0	0	0	0	0
Washington Crossing	97	1	0	1	1	0	1	0	0	0	0	0
New Hope	498	1	1	0	0	0	0	1	1	0	0	0
Lambertville												
Centre Bridge	88	5	0	5	5	4	1	0	0	0	0	0
Stockton												
<b>December Totals</b>	<b>804</b>	<b>9</b>	<b>2</b>	<b>7</b>	<b>8</b>	<b>5</b>	<b>3</b>	<b>1</b>	<b>1</b>	<b>0</b>	<b>0</b>	<b>0</b>
Bridge	Total Turnarounds	Total Overweights	Total Manned	Total Unmanned	NJSP Response	Summons Issued	Warnings Issued	PSP Response	Citations Issued	Warnings Issued	Local Police Response	No Response
Lower Trenton	274	10	1	9	1	1	0	9	1	8	0	0
Calhoun Street	1673	16	12	4	5	2	3	9	2	7	0	2
Washington Crossing	1711	21	4	16	15	10	5	4	3	1	0	2
New Hope	4652	4	4	0	0	0	0	4	2	2	0	0
Lambertville												
Centre Bridge	1175	52	1	51	50	31	19	1	1	0	1	0
Stockton												
<b>Year to Date Totals</b>	<b>9485</b>	<b>103</b>	<b>22</b>	<b>80</b>	<b>71</b>	<b>44</b>	<b>27</b>	<b>27</b>	<b>9</b>	<b>18</b>	<b>1</b>	<b>4</b>

## 2024 Overweight Turnaround/Overweight Crossing Report YTD

Totals

Belvidere	January	February	March	April	May	June	July	August	September	October	November	December	Year to date totals
Turnarounds	89	94	127	156	145	144	170	181	171	167	163	103	1710
NJ Side	72	83	104	124	124	123	157	157	155	146	144	84	1473
PA Side	17	11	23	32	21	21	13	24	16	21	19	19	237
Overweight Crossings	2	4	6	8	7	9	5	2	3	3	4	2	55
Northampton Street	January	February	March	April	May	June	July	August	September	October	November	December	Year to date totals
Turnarounds	554	567	752	733	674	894	943	858	842	899	895	619	9230
NJ Side	524	528	699	682	651	837	882	791	790	843	858	575	8660
PA Side	30	39	53	51	23	57	61	67	52	56	37	44	570
Overweight Crossings	3	2	5	2	0	10	11	5	5	7	2	4	56
Riegelsville	January	February	March	April	May	June	July	August	September	October	November	December	Year to date totals
Turnarounds	150	169	275	221	227	288	357	309	242	262	315	237	3052
NJ Side	115	130	184	160	166	204	268	228	181	182	233	172	2223
PA Side	35	39	91	61	61	84	89	81	61	80	82	65	829
Overweight Crossings	0	0	0	0	0	1	1	0	0	0	0	0	2
Frenchtown	January	February	March	April	May	June	July	August	September	October	November	December	Year to date totals
Turnarounds	119	119	190	182	134	127	201	275	246	200	221	146	2160
NJ Side	109	107	149	166	113	91	184	265	230	195	198	134	1941
PA Side	10	12	41	16	21	36	17	10	16	5	23	12	219
Overweight Crossings	1	0	1	2	2	1	0	1	4	2	1	2	17
Centre Bridge Stockton	January	February	March	April	May	June	July	August	September	October	November	December	Year to date totals
Turnarounds	80	99	82	78	87	117	132	99	121	111	81	88	1175
NJ Side	70	72	65	66	69	93	91	77	88	89	70	72	922
PA Side	10	27	17	12	18	24	41	22	33	22	11	16	253
Overweight Crossings	3	4	5	1	6	3	7	4	6	4	4	5	52
New Hope Lambertville	January	February	March	April	May	June	July	August	September	October	November	December	Year to date totals
Turnarounds	114	143	166	140	199	157	125	597	1126	801	586	498	4652
NJ Side	31	136	162	139	183	155	124	597	1126	798	586	492	4529
PA Side	81	7	4	1	16	2	1	0	0	3	0	6	121

Belvidere	January	February	March	April	May	June	July	August	September	October	November	December	Year to date totals
Overweight Crossings	0	1	0	0	0	0	0	2	0	0	0	1	4
Washington Crossing	January	February	March	April	May	June	July	August	September	October	November	December	Year to date totals
Turnarounds	124	123	114	153	221	203	129	137	166	113	131	97	1711
NJ Side	116	119	103	141	218	170	118	125	152	97	119	89	1567
PA Side	8	4	11	12	3	33	11	12	14	16	12	8	144
Overweight Crossings	0	1	0	0	2	3	4	2	3	2	3	1	21
Calhoun Street	January	February	March	April	May	June	July	August	September	October	November	December	Year to date totals
Turnarounds	79	100	120	72	182	164	153	171	164	268	109	91	1673
NJ Side	44	60	94	39	108	111	123	116	111	156	93	84	1139
PA Side	35	40	26	33	74	53	30	55	53	112	16	7	534
Overweight Crossings	0	1	0	1	2	2	0	3	1	2	3	1	16
Lower Trenton	January	February	March	April	May	June	July	August	September	October	November	December	Year to date totals
Turnarounds	0	0	73	46	53	50	22	0	0	0	0	30	274
NJ Side	0	0	73	46	53	50	22	0	0	0	0	30	274
PA Side	0	0	0	0	0	0	0	0	0	0	0	0	0
Overweight Crossings	0	0	0	4	0	0	4	1	0	0	0	1	10

2024

## Cpl. Monthly Activity Report

December 2024

Location	Bridge Checks	Overweights	Accidents	Code 100	Disabled Vehicles	Medical Emergencies
Lower Trenton	81	1	2	0	0	0
Calhoun Street	102	1	3	0	0	0
Langhorne	73	0	0	0	0	0
Scudder Falls	278	0	2	1	9	0
Washington Crossing	116	1	2	0	0	0
New Hope	77	1	0	0	1	0
Lambertville						
Centre Bridge	52	5	0	0	0	0
Stockton						
Lumberville	31	0	0	0	0	0
RavenRock						
Uhlersown	65	2	1	0	0	0
Frenchtown						
Upper Black Eddy	92	0	0	0	0	0
Milford						
Riegelsville	173	0	0	0	0	0
Northampton St.	213	4	2	0	0	0
Riverton						
Belvidere	88	2	0	0	0	0
Portland Columbia	41	0	0	0	0	0
Totals	<b>1482</b>	<b>17</b>	<b>12</b>	<b>1</b>	<b>10</b>	<b>0</b>
<b>Yearly Totals</b>						
Location	Bridge Checks	Overweights	Accidents	Code 100	Disabled Vehicles	Medical Emergencies
Lower Trenton	81	1	2	0	0	0
Calhoun Street	102	1	3	0	0	0
Langhorne	73	0	0	0	0	0
Scudder Falls	278	0	2	1	9	0
Washington Crossing	116	1	2	0	0	0
New Hope	77	1	0	0	1	0
Lambertville						

Location	Bridge Checks	Overweights	Accidents	Code 100	Disabled Vehicles	Medical Emergencies
Centre Bridge Stockton	52	5	0	0	0	0
Lumberville RavenRock	31	0	0	0	0	0
Uhlersown Frenchtown	65	2	1	0	0	0
Upper Black Eddy Milford	92	0	0	0	0	0
Riegelsville	173	0	0	0	0	0
Northampton St.	213	4	2	0	0	0
Riverton Belvidere	88	2	0	0	0	0
Portland Columbia	41	0	0	0	0	0
<b>Totals</b>	<b>1482</b>	<b>17</b>	<b>12</b>	<b>1</b>	<b>10</b>	<b>0</b>

Electronic Security Surveillance System Maintenance Technician Report

Work Order	Description	Date Created	Opened By	Date closed	Work Completed and Closed By	Not closed explanation
27695	Camera CS13 offline	1/29/2024	DSTITES			Broken fiber
31124	Cameras SF5,16,35 are offline in genetech	8/4/2024	KCLARK			waiting on material
32067	Camera CS12 out of focus	9/19/2024	DSTITES			waiting on material
32167	NHL03 & NHL17 are offline and red in tree	9/26/2024	JMONTGOMERY			
32896	Camera MM116 image has no color and blurry	11/4/2024	HZINK			waiting on material
32983	7801 red in nav tree and offline	11/8/2024	HZINK			waiting on material
33133	NHST02 not playing live stream,nor playing back at CC	11/18/2024	SMITSTIFER			
33236	NR Pod failed to power back on after power outage	11/22/2024	MSKREBEL	12/4/2024	SCORDREY	
33269	DG09,13,15 offline	11/25/2024	KRAIKE	12/23/2024	Maint. Restored power	power down on pole via maintenance
33280	TM Trailer -toll forced door alarm	11/25/2024	NKNECHEL	12/2/2024	GLELIE	
33281	TM Counting Room forced door alarm	11/25/2024	NKNECHEL	12/2/2024	GLELIE	
33282	SFA Vistor Entrance forced door alarm	11/25/2024	NKNECHEL	12/2/2024	GLELIE	
33287	TM02 Lower Trailer forced door alarm	11/25/2024	NKNECHEL	12/3/2024	GLELIE	
33288	TM Cash Locker forced door alarm	11/25/2024	NKNECHEL	12/3/2024	GLELIE	
33334	SF R106/107 forced door alarm	11/27/2024	SMITSTIFER	12/2/2024	SCORDREY	
33335	SF R302/501 forced door alarm	11/27/2024	SMITSTIFER	12/2/2024	SCORDREY	
33387	SF23 & SF36 offline and red in nav tree	11/27/2024	SCORDREY	12/2/2024	SCORDREY	
33390	WC06 is offline & red in nav tree	12/2/2024	JTRINIAN	12/2/2024	SCORDREY	
33457	Camera CB502 red in nav tree	12/3/2024	GLELIE	12/3/2024	GLELIE	
33584	SFA111 is offline and yellow in nav tree	12/8/2024	SMITSTIFER	12/11/2024	SCORDREY	
33585	CBS shelter unable to log into Genetec	12/8/2024	DSTITES	12/9/2024	GLELIE	
33610	EP102 Intercom red in tree	12/9/2024	HZINK	12/16/2024	DUNANGST	
33612	MM Intercom door 101 red in tree	12/9/2024	HZINK			
33632	cameras at CC are offline and red in tree/PC has them but internet and phone	12/10/2024	JMONTGOMERY			
33661	LH001A,002A,002B,003A,004A, and LH005A all offline and red in tree	12/10/2024	JMONTGOMERY			
33665	CS unable to log into genetec	12/11/2024	JFOSTER	12/13/2024	SCORDREY	
33696	SF23 & SF26 red in nav tree and offline	12/12/2024	ELELIE			
33711	SF34 and SF35 are offline and red in nav tree	12/12/2024	SMITSTIFER	12/12/2024	GLELIE	
33735	DG 133 no video on live feed	12/12/2024	JFOSTER			
33750	NHST13 has a pixelation issue	12/13/2024	HZINK			
33769	A phone communication Error (Big Oak Gate)	12/13/2024	MLEARY			
33772	DWG Access Control offline	12/14/2024	NKNECHEL	12/10/2024	HZINK	
33773	PC door 144 not unlocking locally or remotely	12/14/2024	NKNECHEL			
33774	PC cameras distorted locally w/ red spots on screen	12/14/2024	NKNECHEL	12/16/2024	HZINK	
33775	PC Sergaents office cameras misspelled on tree	12/14/2024	NKNECHEL			
33797	CB501 offline and red in tree	12/16/2024	SMITSTIFER	12/16/2024	GLELIE	
33798	CB502 offline and red in tree	12/16/2024	SMITSTIFER	12/16/2024	GLELIE	
33819	PC14 out of focus	12/16/2024	DUNANGST	12/16/2024	BWILSON	
33821	Power outage @ ROIC & big screens are offline	12/16/2024	CREYES	12/16/2024	Secuni	
33886	7817 red in tree and offline	12/18/2024	HZINK			
33887	7831 red in tree and offline	12/18/2024	HZINK			
33934	NHL18 red in tree and offline since 12/19/24	12/20/2024	SMITSTIFER	12/20/2024	GLELIE	
33961	CC Supervisor Genetec Insufficient disk space error	12/20/2024	MSKREBEL			
33990	BM reports that computer in AET bldg is shutting down and unable to log in	12/23/2024	KCLARK			
34008	MM OIC advised there is no cameras in SGTs office	12/24/2024	JMONTGOMERY	12/26/2024	BWILSON	
34030	SF319 Intercom not working red in nav tree	12/25/2024	SMITSTIFER			
34031	Intercom 319 at SF AET bldg not working	12/25/2024	DSTITES	12/26/2024		
34033	BM tried to restart comp. and its just spinning unable to get anything working	12/26/2024	KCLARK	12/27/2024	HZINK	
34034	RP shelter door is offline in genetech	12/26/2024	KCLARK	12/27/2024	DUNANGST	
34048	78 Intercom 102 offline and red in tree	12/26/2024	HZINK			
34079	SF58 and SF59 is red in tree	12/26/2024	ELELIE	12/26/2024	GLELIE	
34155	78W001 has no video	12/30/2024	HZINK	12/30/2024	HZINK	
34156	78W008 red in the tree	12/30/2024	HZINK	12/30/2024	HZINK	
34167	Door NHL154 sticking or not unlocking with badge swipe	12/30/2024	SMITSTIFER	12/30/2024	GLELIE	

**DELAWARE RIVER JOINT TOLL BRIDGE COMMISSION**

**Meeting of January 27, 2025**

**Operations Report Index**

**Maintenance / Fleet Operations**

<b>SUBJECT</b>	<b>DESCRIPTION</b>	<b>PAGE NUMBER</b>
Maintenance and Fleet	Status report Month of December 2024	1-8

**DELAWARE RIVER JOINT TOLL BRIDGE COMMISSION**  
**Meeting of January 27, 2025**

**MAINTENANCE / FLEET OPERATIONS DECEMBER 2024**

- Senior Director attended meeting to discuss Building Automation System transfer of responsibilities meeting at Scudder Falls administration building.
- Senior Director participated in Maintenance operations meeting to discuss issues related to Maintenance, Toll, HR and PSBS department.
- Senior Director participated in Teams in T-519A - Southern Operations and Maintenance Facilities Improvements (Bi-Weekly Progress Mtg.)
- Senior Director attended meeting to discuss transition to AET-in-place conversion for TM, I-78, EP and DWG held at Scudder Falls administration building.
- Senior Director reviewed and approved Garda invoices and miscellaneous charges for the month of December 2024.
- Senior Director reviewed and approved invoices from J. Fletcher Creamer for Guide Rail repairs at various locations.
- Senior Director reviewed Use of Facilities requests for December 2024 and forwarded Certificates of Insurance for review and approval.
- Senior Director prepared monthly maintenance and fleet report for the December 2024 staff agenda meeting.
- Senior Director prepared and forwarded report of Use of Commission Facilities for the month of December 2024.

**Maintenance Operations**

- Director of Maintenance reviewed, and approved P Card purchases for the month of December from Regional Maintenance Supervisors.
- Director of Maintenance provided Senior Director with monthly reports of activities completed for the month of December from Regional Maintenance Supervisors.
- TM/SRMC/SF maintenance crews placed Variable Message Board in designated location displaying ending of cash toll collection.

**DELAWARE RIVER JOINT TOLL BRIDGE COMMISSION**  
**Meeting of January 27, 2025**

- TM/SRMC/SF operated street sweeper to remove debris from main river bridge and roadway ramps on Commission property.
- TM/ SRMC/SF completed HVAC building maintenance by replacing air filters at Langhorne facility.
- TM/SRMC/SF assisted Hartford Steam Boiler with yearly inspection of boilers and pressure vessels.
- TM/SRMC/SF repaired two malfunctioning letters on the Trenton Makes the World takes sign.
- TM/SRMC/SF completed provided crash vehicle for Transcore to make repairs at Trenton Morrisville facility.
- TM/SRMC/SF repaired damaged bollards at the Lower Trenton toll supported bridge.
- TM/SRMC/SF replaced damaged signs at multiple locations on bridge commission property.
- New Hope Maintenance crews placed Variable Message Board in designated location displaying ending of cash toll collection.
- New Hope Maintenance crews assisted Hartford Steam Boiler with yearly inspection of boilers and pressure vessels.
- New Hope Maintenance crews completed repairs at the NHL toll supported bridge firehouse garage.
- New Hope Maintenance crews assisted contractor by closing lanes for inspection on main river bridge.
- New Hope Maintenance crews used street sweeper to remove debris from main river bridge and roadway ramps on Commission property.
- I-78 maintenance crews placed Variable Message Board in designated location displaying ending of cash toll collection.
- I-78 Maintenance crews assisted Hartford Steam Boiler with yearly inspection of boilers and pressure vessels.

**DELAWARE RIVER JOINT TOLL BRIDGE COMMISSION**  
**Meeting of January 27, 2025**

- I-78 maintenance crews installed new Envirox dispensing systems for custodians to use of cleaning detergents.
- I-78 maintenance crews cleaned all gutters and downspouts at the Welcome Center and Maintenance garage building.
- I-78 maintenance crews pressure washed and cleaned outside of Welcome Center and maintenance garage.
- I-78 maintenance crews repaired potholes at Pa. turnaround and right shoulder of roadway near exit 75.
- Easton Phillipsburg maintenance crews placed Variable Message Board in designated location displaying ending of cash toll collection.
- Easton Phillipsburg maintenance crews assisted Hartford Steam Boiler with yearly inspection of boilers and pressure vessels.
- Easton Phillipsburg maintenance crews provided MPT for Easton Suburban Water Authority to repair main break on Snyder St.
- Easton Phillipsburg maintenance crews repaired numerous potholes on Route 22 bridge.
- Easton Phillipsburg maintenance crews repaired flexible bollards in front of attenuator to Easton Phillipsburg toll plaza.
- Easton Phillipsburg maintenance crews replaced numerous air vents at EP administration building and toll plaza HVAC.
- Easton Phillipsburg maintenance crews cut out old floor drain and replaced with new drain in building bathroom.
- Portland Columbia maintenance crews placed Variable Message Board in designated location displaying ending of cash toll collection.
- Portland-Columbia Maintenance crews assisted Hartford Steam Boiler with yearly inspection of boilers and pressure vessels.
- Portland-Columbia maintenance crews reported for multiple snow / weather events on commission property.

**DELAWARE RIVER JOINT TOLL BRIDGE COMMISSION**  
**Meeting of January 27, 2025**

- Portland-Columbia maintenance crews used street sweeper to remove debris from main river bridge and roadway ramps on Commission property.
- Portland- Columbia maintenance crews made 1500 gallons of brine for use in preparation for weather events in Northern Region.
- Delaware Water Gap maintenance crews placed Variable Message Board in designated location displaying ending of cash toll collection.
- Delaware Water Gap Maintenance crews assisted Hartford Steam Boiler with yearly inspection of boilers and pressure vessels.
- Delaware Water Gap Maintenance crews reported for multiple snow / weather events on commission property.
- Delaware Water Gap maintenance crews constructed and installed height sign in New Jersey.
- Delaware Water Gap maintenance crews escorted numerous super loads across main river bridge.
- Delaware Water Gap maintenance crews clean and refurbished wood furniture at DWG administration building.
- Milford-Montague maintenance crews placed Variable Message Board in designated location displaying ending of cash toll collection.
- Milford-Montague maintenance crews assisted Hartford Steam Boiler with yearly inspection of boilers and pressure vessels.
- Milford-Montague maintenance crews picked up Bridge Master unit from DFM in Connecticut then transported to PC.
- Milford-Montague maintenance crews cleaned and waxed all maintenance vehicles for winter protection.
- Milford-Montague maintenance crews reported for multiple snow / weather events on commission property.
- Milford-Montague maintenance crews fabricated new steel floor drain lids for detached garage.

**DELAWARE RIVER JOINT TOLL BRIDGE COMMISSION**  
**Meeting of January 27, 2025**

**Fleet Department**

**Highlights**

- Three remaining auction items for 2025.
- Fleet open invoices for 2024 have been paid.
- Vehicle inspections have been completed and brought up to date.
- Approved new vehicles and equipment for 2025 are quoted and ready for procurement in January.
- Certificate of origin received for new Versalift bucket truck at DWG facility. Vehicle in service.
- Received all but three items that will be carried over to 2025 budget.

**Repairs**

- **MM-** Bridgemaster repairs and inspection completed at DFM.
- Safety recall on all Mack trucks all completed.
- **NHL-** Mack plow piston hydraulics repaired.

**Miscellaneous Items**

- Recalls received and forwarded to RMS to schedule and complete.
- Registration renewals submitted as needed.
- Added new vehicles/ equipment to Fleet insurance as needed.
- Supplied accounting with new asset spread sheets.

**Southern Region**

**LeVar Talley, Director of Maintenance**

**Richard Taitt Deputy Director of Maintenance**

**Larry Dubin, Regional Maintenance Supervisor, Trenton-Morrisville**

**Charles Slack, Regional Maintenance Supervisor, New Hope-Lambertville**

**Trenton-Morrisville Toll Bridge**

Task	JAN	FEB	MAR	APR	MAY	JUN	JUL	AUG	SEP	OCT	NOV	DEC	Total Staffing-Hours
Bridge Maintenance	48	72	208	144	160	280	168	128	336	240	96	32	1,912
Bldg./Facilities Maintenance	2,432	2,344	2,224	2,480	2,416	2,432	3,536	2,480	2,664	3,192	2,104	2,416	30,720
Grounds Maintenance	224	336	520	856	1,008	752	1,232	1,224	968	1,000	584	352	9,056
Road Maintenance	296	296	336	320	360	16	248	208	136	88	280	120	2,704
Snow/Ice Maintenance	608	464	0	0	0	0	0	0	0	0	24	344	1,440
Vehicle Maintenance	296	288	296	280	312	272	400	320	376	368	272	288	3,768
Miscellaneous	104	208	88	72	80	104	248	120	168	120	80	64	1,456
Total Man-hours	4,008	4,008	3,672	4,152	4,336	3,856	5,832	4,480	4,648	5,008	3,440	3,616	51,056

**New Hope-Lambertville Toll Bridge**

Task	JAN	FEB	MAR	APR	MAY	JUN	JUL	AUG	SEP	OCT	NOV	DEC	Total Staffing-Hours
Bridge Maintenance	240	260	824	568	136	472	592	312	320	200	48	224	4,196
Bldg./Facilities Maintenance	648	424	624	600	696	512	708	488	464	604	476	792	7,036
Grounds Maintenance	56	216	144	552	838	440	736	664	288	560	312	184	4,990
Road Maintenance	24	96	104	40	80	24	256	128	48	24	72	64	960
Snow/Ice Maintenance	688	344	0	48	0	0	0	40	96	272	424	296	2,208
Vehicle Maintenance	168	112	96	160	160	108	208	168	136	128	128	104	1,676
Miscellaneous	216	312	192	128	144	184	352	296	472	344	120	216	2,976
Total Man-hours	2,040	1,764	1,984	2,096	2,054	1,740	2,852	2,096	1,824	2,132	1,580	1,880	24,042

**Central Region****LeVar Talley, Director of Maintenance****Richard Taitt Deputy Director of Maintenance****Robert Varju, Regional Maintenance Supervisor, I-78****Nat Amato, Regional Maintenance Supervisor, Easton-Phillipsburg****Easton-Phillipsburg Toll Bridge**

Task	JAN	FEB	MAR	APR	MAY	JUN	JUL	AUG	SEP	OCT	NOV	DEC	Total Staffing-Hours
Bridge Maintenance	240	288	1,104	1,088	704	904	488	176	840	688	368	328	7,216
Bldg./Facilities Maintenance	784	720	584	568	520	408	960	608	512	480	320	560	7,024
Grounds Maintenance	304	232	504	720	952	704	1,200	792	728	704	384	320	7,544
Road Maintenance	304	256	168	160	96	80	168	344	168	320	96	336	2,496
Snow/Ice Maintenance	864	376	0	0	0	0	0	0	16	136	160	392	1,944
Vehicle Maintenance	192	248	264	280	224	184	312	160	200	168	176	256	2,664
Miscellaneous	0	0	0	0	0	16	112	88	40	128	0	0	384
<b>Total Man-hours</b>	<b>2,688</b>	<b>2,120</b>	<b>2,624</b>	<b>2,816</b>	<b>2,496</b>	<b>2,296</b>	<b>3,240</b>	<b>2,168</b>	<b>2,504</b>	<b>2,624</b>	<b>1,504</b>	<b>2,192</b>	<b>29,272</b>

**I-78 Toll Bridge**

Task	JAN	FEB	MAR	APR	MAY	JUN	JUL	AUG	SEP	OCT	NOV	DEC	Total Staffing-Hours
Bridge Maintenance	0	0	32	56	0	96	176	8	24	64	128	48	632
Bldg./Facilities Maintenance	828	1,040	1048	952	912	784	1,408	844	1,000	1,096	912	1040	11,864
Grounds Maintenance	96	184	496	632	848	856	936	776	728	400	336	192	6,480
Road Maintenance	400	184	232	104	48	8	40	48	0	88	0	96	1,248
Snow/Ice Maintenance	516	184	32	0	0	0	0	0	0	0	160	208	1,100
Vehicle Maintenance	280	232	144	160	184	8	120	128	168	256	152	328	2,160
Miscellaneous	24	8	16	16	16	56	224	160	48	288	56	48	960
<b>Total Man-hours</b>	<b>2,144</b>	<b>1,832</b>	<b>2000</b>	<b>1,920</b>	<b>2,008</b>	<b>1,808</b>	<b>2,904</b>	<b>1,964</b>	<b>1,968</b>	<b>2,192</b>	<b>1,744</b>	<b>1960</b>	<b>24,444</b>

**Northern Region**

**LeVar Talley, Director of Maintenance**

**Richard Taitt Deputy Director of Maintenance**

**James Gower, Regional Maintenance Supervisor**

**Matt Meeker, Regional Maintenance Supervisor - Milford-Montague**

**Portland-Columbia Toll Bridge**

Task	JAN	FEB	MAR	APR	MAY	JUN	JUL	AUG	SEP	OCT	NOV	DEC	Total Staffing-Hours
Bridge Maintenance	54	12	28	0	40	110	132	0	46	10	0	0	432
Bldg./Facilities Maintenance	612	558	530	500	448	442	604	440	380	384	330	388	5,616
Grounds Maintenance	80	132	168	356	574	390	534	434	321	126	162	84	3,361
Road Maintenance	52	24	192	96	56	76	72	48	116	166	44	36	978
Snow/Ice Maintenance	196	172	0	32	0	0	0	0	0	0	116	212	728
Vehicle Maintenance	108	198	140	200	146	88	228	108	129	42	124	148	1,659
Miscellaneous	30	40	58	36	44	58	12	16	78	80	24	8	484
<b>Total Man-hours</b>	<b>1,132</b>	<b>1,136</b>	<b>1,116</b>	<b>1,220</b>	<b>1,308</b>	<b>1,164</b>	<b>1,582</b>	<b>1,046</b>	<b>1,070</b>	<b>808</b>	<b>800</b>	<b>876</b>	<b>13,258</b>

**Delaware Water Gap Toll Bridge**

Task	JAN	FEB	MAR	APR	MAY	JUN	JUL	AUG	SEP	OCT	NOV	DEC	Total Staffing-Hours
Bridge Maintenance	48	8	8	8	32	0	64	48	40	176	200	204	836
Bldg./Facilities Maintenance	688	812	684	932	964	544	1,036	772	772	784	644	732	9,364
Grounds Maintenance	220	200	352	412	528	408	758	472	432	296	252	200	4,530
Road Maintenance	72	104	188	128	144	270	184	136	252	112	24	160	1,774
Snow/Ice Maintenance	352	200	24	32	0	16	0	0	0	56	72	308	1,060
Vehicle Maintenance	244	216	264	264	256	136	432	232	164	136	148	176	2,668
Miscellaneous	52	24	32	135	68	48	224	128	132	410	347	88	1,688
<b>Total Man-hours</b>	<b>1,676</b>	<b>1564</b>	<b>1,552</b>	<b>1,911</b>	<b>1,992</b>	<b>1,422</b>	<b>2,698</b>	<b>1,788</b>	<b>1,792</b>	<b>1,970</b>	<b>1,687</b>	<b>1,868</b>	<b>21,920</b>

**Milford-Montague Toll Bridge**

Task	JAN	FEB	MAR	APR	MAY	JUN	JUL	AUG	SEP	OCT	NOV	DEC	Total Staffing-Hours
Bridge Maintenance	0	0	0	0	0	0	32	0	48	0	0	0	80
Bldg./Facilities Maintenance	572	480	556	488	584	464	778	556	580	526	468	510	6,562
Grounds Maintenance	0	8	64	168	164	144	382	322	176	226	120	62	1,836
Road Maintenance	0	0	32	16	0	24	112	106	94	142	16	0	542
Snow/Ice Maintenance	82	57	0	0	0	0	16	16	0	0	32	150	353
Vehicle Maintenance	188	224	208	240	148	136	238	176	136	152	252	240	2,338
Miscellaneous	24	24	32	48	32	40	28	8	12	120	16	0	384
<b>Total Man-hours</b>	<b>866</b>	<b>793</b>	<b>892</b>	<b>960</b>	<b>928</b>	<b>808</b>	<b>1,586</b>	<b>1,184</b>	<b>1,046</b>	<b>1,166</b>	<b>904</b>	<b>962</b>	<b>12,095</b>

**DELAWARE RIVER JOINT TOLL BRIDGE COMMISSION**

**Meeting of January 27, 2025**

**USE OF FACILITIES REQUEST REPORT**

**MONTH OF DECEMBER 2024**

SUBJECT	DESCRIPTION	PAGE NUMBER
Use of Facilities	Use of Facilities Request-Month of December 2024	1

**DELAWARE RIVER JOINT TOLL BRIDGE COMMISSION**

**Meeting of January 27, 2025**

**PROPERTY REPORT**

**Use of Commission Facilities**

<b>Facility</b>	<b>Organization</b>	<b>Date/Time</b>	<b>Description of Use</b>
New Hope Toll Bridge	Henkles & McCoy, Inc. / HLH Aviation	October 7, 2024, through December 31, 2024	Truck parking and refueling a Helicopter on PSE &G transmission line.