



**CHRIS CHRISTIE**  
*Governor*

**KIM GUADAGNO**  
*Lt. Governor*

***State of New Jersey***  
**OFFICE OF THE ATTORNEY GENERAL**  
**DEPARTMENT OF LAW AND PUBLIC SAFETY**  
**DIVISION OF NEW JERSEY RACING COMMISSION**  
PO Box 088  
TRENTON, NJ 08625-0088

**PAULA T. DOW**  
*Attorney General*

**DENNIS A. DRAZIN**  
*Chairman*

July 11, 2011

**ANTHONY T. ABBATIELLO**  
**ANTHONY R. CAPUTO**  
**PETER J. COFRANCESCO, III**  
**NOEL LOVE GROSS**  
**FRANCIS X. KEEGAN, JR.**  
*Commissioners*

**FRANCESCO ZANZUCCKI**  
*Executive Director*

The Honorable Chris Christie  
Governor of the State of New Jersey  
State House  
P. O. Box 001  
Trenton, New Jersey 08625

Dear Governor Christie:

Pursuant to the provisions of Chapter 17 of the laws of 1940, as amended and supplemented, the Division of the New Jersey Racing Commission presents herewith its Seventy-first Annual Report, covering the period from January 1, 2010 to December 31, 2010.

Sincerely,

Dennis A. Drazin, Chairman  
James G. Aaron, Commissioner  
Anthony T. Abbatiello, Commissioner  
Anthony R. Caputo, Commissioner  
Peter J. Cofrancesco, III, Commissioner  
Noel Love Gross, Commissioner  
Francis X. Keegan, Jr., Commissioner  
Edward R. McGlynn, Commissioner

Enclosure

- c Deborah R. Edwards, Chief of Staff, Office of the Attorney General
- Marc-Philip Ferzan, Executive Assistant Attorney General
- Paul Lorient, Director of Communications, Office of the Attorney General
- Frank Zanzuccki, Executive Director





**CHRIS CHRISTIE**  
*Governor*

**KIM GUADAGNO**  
*Lt. Governor*

**State of New Jersey**  
**OFFICE OF THE ATTORNEY GENERAL**  
**DEPARTMENT OF LAW AND PUBLIC SAFETY**  
**DIVISION OF NEW JERSEY RACING COMMISSION**  
PO Box 088  
TRENTON, NJ 08625-0088

**PAULA T. DOW**  
*Attorney General*

**DENNIS A. DRAZIN**  
*Chairman*

July 11, 2011

Paula T. Dow, Attorney General  
State of New Jersey  
P. O. Box 080  
Trenton, New Jersey 08625

**ANTHONY T. ABBATIELLO**  
**ANTHONY R. CAPUTO**  
**PETER J. COFRANCESCO, III**  
**NOEL LOVE GROSS**  
**FRANCIS X. KEEGAN, JR.**  
*Commissioners*

**FRANCESCO ZANZUCCKI**  
*Executive Director*

Dear Attorney General Dow:

Pursuant to the provisions of Chapter 17 of the laws of 1940, as amended and supplemented, the Division of the New Jersey Racing Commission presents herewith its Seventy-first Annual Report, covering the period from January 1, 2010 to December 31, 2010.

Sincerely,

Dennis A. Drazin, Chairman  
James G. Aaron, Commissioner  
Anthony T. Abbatiello, Commissioner  
Anthony R. Caputo, Commissioner  
Peter J. Cofrancesco, III, Commissioner  
Noel Love Gross, Commissioner  
Francis X. Keegan, Jr., Commissioner  
Edward R. McGlynn, Commissioner

Enclosure

- c Deborah R. Edwards, Chief of Staff, Office of the Attorney General
- Marc-Philip Ferzan, Executive Assistant Attorney General
- Paul Lorient, Director of Communications
- Frank Zanzuccki, Executive Director



## Members of The New Jersey Racing Commission

Dennis A. Drazin, Chair  
Appointed May 14, 2010

Mr. Drazin, born in Long Branch, is president of the Red Bank based law firm Drazin and Warshaw. He holds a BA from Ohio State University and earned his law degree from Dickinson School of Law in Carlisle, Pa. He is active in the Trial Lawyers Associations having served on its Board of Governors and lobbied for legislation on matters that favor consumer rights. Prior to his nomination to the Commission he was president and legal counsel of the New Jersey Thoroughbred Horsemen's Association. He has an extensive involvement in horse racing having owned and bred thoroughbreds in New Jersey, New York, Kentucky and Florida. Mr. Drazin was appointed by Governor Corzine to the blue ribbon panel to try to determine the best course of action to preserve and enhance horse racing the State. As Chair of the Commission, Mr. Drazin is actively involved in ongoing discussions with the current administration that will determine the future of racing in New Jersey.

James G. Aaron  
Appointed 2006, Resigned November 30, 2010

Mr. Aaron is a distinguished attorney practicing presently with the firm Ansell, Zaro, Grimm and Aaron, whose offices are located in Ocean Township, New Jersey. Mr. Aaron graduated from Long Branch High School in 1962, earned a B.A. degree from Dickinson College in Carlisle, Pa. in 1966, and a J. D. Degree from New York University School of Law in 1969. Mr. Aaron has founded, incorporated and is a member of the Board of Directors of the Monmouth Community Bank. Mr. Aaron is the Vice-President of ERBA Company, Inc. which is a Real Estate and Equity Investment Firm. Mr. Aaron has vast experience in the horse racing and breeding industry having owned standardbred horses from 1983 - 2006. Mr. Aaron was part owner of "San Gimignano" who was the New Jersey Sire Stakes three year old pacer of the year in 2001. Mr. Aaron and his wife Madlyn, have been married 37 years and reside in West Long Branch, New Jersey.

Anthony T. Abbatiello  
Appointed 2006

Anthony T. Abbatiello's love for horses has resulted in 53 years dedicated to the horse racing industry. For 28 years, Mr. Abbatiello served the Standardbred Breeders and Owners Association of New Jersey, both as Co-Founder and as President. Mr. Abbatiello's previous titles included, Chairman of the Board for the United States Trotting Association, Director of the Standardbred Owners' Association of New York, Chairman of the New Jersey Sire Stakes Board of Directors, Trustee Chairman of the Board of American Horse Council in Washington D.C. and Trustee of the Trotting Horse Museum in Goshen, New York.

On July 2, 1995, Mr. Abbatiello was inducted into the Living Hall of Fame in Goshen, New York with his brother Carmine, a 1985 inductee. His induction resulted in the first brother tandem in the Hall of Fame. A decorated war veteran, Mr. Abbatiello served in the Korean War rising to the rank of Captain. Mr. Abbatiello demonstrated courage under fire, receiving numerous commendations including the Combat Infantry Badge, Silver Star, The Bronze Star with Valor, two Purple Hearts, the Presidential Unit Citation, Korean Campaign Ribbon with

four Battle Stars and the Korean Service Medal.

Anthony R. Caputo, M.D.  
Commissioner since 2005

Dr. Anthony R. Caputo was born in Newark and raised in Belleville where he attended public school. For high school he enrolled at Seton Hall Prep where he excelled as their Quarterback for three years. After high school, he received his B.S. degree from St. Bonaventure University. Years later he was granted an Honorary Doctorate from St. Bonaventure University.

Dr. Caputo earned his Medical Degree in 1969 from University of Bologna. His internship and ophthalmology training was completed at the New Jersey Medical School. In 1974, he was offered a Heed Fellowship at the Wills Eye Hospital in Philadelphia for pediatric ophthalmology. Upon returning to Newark, he was appointed Director of Fight for Sight Children's Eye Care Center and became the first pediatric ophthalmologist to practice in New Jersey.

Peter J. Cofrancesco III, Sparta  
Commissioner 2001 - December 2008; April 21, 2010 to present

Mr. Cofrancesco serves as Executive Officer of the Grinnell Group of Companies. Grinnell is family owned and operated with interests in manufacturing of construction materials, transportation services, as well as commercial and residential real estate development. The company was named the 2003 New Jersey Family Business of the Year, an award that recognizes the significant contributions to the economy and community made by New Jersey family businesses. Mr. Cofrancesco attended Delaware Valley College, concentrating in Business Management and also received an Honorary Doctorate in Humane Letters from Centenary College in 2003. Mr. Cofrancesco is extremely active in many community and professional organizations including directorship of college and hospital foundations, the NJ State Fair and the Interlocking Concrete Pavement Institute. Mr. Cofrancesco is a leading owner and breeder of American Quarter Horses and currently serves as a Director of the American Quarter Horse Association. Mr. Cofrancesco and his family have owned an unprecedented 24 AQHA World Champions, and have received the prestigious Leading Owner Award five times. Mr. Cofrancesco continued to serve on the Commission on hold over status until December 2008 but was reappointed on April 21, 2010.

Noel Love Gross, Saddle River  
Former Chair and Commissioner since 1994

Mrs. Gross served as chair of the New Jersey Racing Commission from 1994 to 2001. She received her college education at Sarah Lawrence College in Bronxville, New York. In the private sector, she is President and Chief Administrative Officer of the Hudson Landing Corporation. In the public sector, Mrs. Gross has had a notable career highlighted by her appointment by President Reagan to serve as United States Alternate Representative to the 41<sup>st</sup> and 43<sup>rd</sup> United Nations General Assembly. She was asked to head the US Delegation to the UN Economic and Social Council Organizational Session, and was named head of the US delegation to the Special Session of the UN Development Program. She has also held various positions in the Republican National Committee and, locally, is a member of the Board of Trustees of 70001 Limited Development Foundation. Mrs. Gross is an owner/operator of two horse farms and her horses have won many competitions including multiple Grand Championships by Westfields and first-year Green Hunter of the Year National Championship by Ever So Dark.

Francis X. Keegan, Jr.  
Appointed 2006

Mr. Keegan, a lifelong horseman, was appointed to the Commission in 2006. He is a past President of the New Jersey Thoroughbred Breeders' Association, a past President of the New Jersey Thoroughbred Horsemen's Association and was a member of many horsemen organizations, including the Thoroughbred Club of America, the Green Mountain Horse Association, the National Hunt Association, and a patron of the Monmouth County Hunt. Mr. Keegan has bred, owned and raced horses in New Jersey since 1963, and has also been a successful consignor at numerous thoroughbred auction sales including Saratoga and Keeneland. Mr. Keegan is a graduate of Seton Hall University and attended Fordham Law School and served as an infantry officer after college in the United States Army. Mr. Keegan is a Wealth Management Advisor and First Vice President of Investments with UBS Financial Services, Inc. and in March 2006 celebrated 40 years with the firm. Over the years he has served on numerous bank boards, including Carteret S & L Bank of Commerce in Newark and Monmouth Community Bank.

Edward R. McGlynn, Point Pleasant Beach  
Appointed 1996, Resigned August 1, 2010

Mr. McGlynn received a B.A. degree from McKendree College in Lebanon Ill. and a J.D. from Seton Hall University School of Law. His career encompassed both the public and private sector. Mr. McGlynn served as Deputy and Chief of Staff to Governor Thomas H. Kean, and Executive and Special Assistant to Attorney General Irwin I. Kimmelman. Currently, he is President of ERM Government Affairs, Inc., Senior Vice President of Government Affairs for the Alman Group, LLC, and is of Counsel to Stone Mandia, Counsellors at Law. His community and professional affiliations are many and include medical and educational groups, and State Commissions.

Frank Zanzuccki, Wall Township  
Executive Director since 1992

Mr. Zanzuccki received a B.S. in Accounting from St. Francis College, Loretto, Pa. He was the Chief Accountant for United Mine Workers of America from 1975-1978. He started his career with the New Jersey Racing Commission in 1978 and served in various positions and was appointed Executive Director in 1992. Mr. Zanzuccki was awarded the prestigious Len Foote Award in 1998 in recognition of outstanding contributions to the horse racing industry. He is also the first non-commissioner to be elected to the Association of Racing Commissioners International Board of Directors. In addition to this honor, Mr. Zanzuccki was subsequently elected as an officer of this international organization and served as its chairman from April 2004 through April 2005.

## MISSION STATEMENT

The New Jersey Racing Commission (“NJRC”) governs, directs and regulates horse racing and pari-mutuel wagering. The NJRC is a member of the Department of Law and Public Safety and is responsible for regulating the horse racing industry in the State through vigilant oversight of all racing and wagering related activities to ensure the integrity of the sport and the safety of its participants.

### Commission Structure

Horse racing in New Jersey is regulated by nine Commissioners who, by law, are appointed by the Governor, with the advice and consent of the Senate. They set policy and rule on all matters affecting racing such as issuing permits to conduct horse racing meets, approving expenditures and adjudicating licensing matters. They also consider the issuance of licenses for off-track wagering sites, are responsible for the oversight and regulation of account wagering which includes telephone and internet wagering in New Jersey. This year, the following individuals served as Commissioners: Dennis A. Drazin, Chair, James G. Aaron, Anthony T. Abbatiello, Anthony R. Caputo, Peter J. Cofrancesco III, Noel Love Gross, Francis X. Keegan, Jr. and Edward R. McGlynn.

The NJRC employs staff to effect policy, including an Executive Director who is responsible for overseeing the day-to-day operations of the Commission in accordance with accepted business and financial practices. Francesco Zanzuccki serves as the Executive Director.

NJRC has a staff of 62 full-time employees who conduct the daily functions of regulating horse racing. It also maintains a pool of 13 part-time workers to supplement staff as needed. Activities are divided and budgeted into four functional areas:

|                          |             |             |
|--------------------------|-------------|-------------|
| Administrative/Financial |             | \$2,262,262 |
| Racing Operations        |             | \$6,436,585 |
| Licensing                | \$ 762,027  |             |
| Veterinarians            | \$1,006,312 |             |
| Chemical Testing         | \$3,703,140 |             |
| Officials                | \$ 965,106  |             |
| Pari-Mutuels             |             | \$ 452,706  |
| Investigations           |             | \$ 487,266  |
| Total Operating Budget   |             | \$9,638,819 |

### Administrative/Financial

Much of the general administrative functions are performed by the Department of Law & Public Safety’s Consolidated Administrative and Support Services unit specifically organized to streamline the personnel, budget and logistics functions of several State agencies.

Commission personnel perform administrative functions specific to racing matters including rule and regulation composition, staffing and scheduling, communications with and oversight of

industry-related organizations, adjudication support, and report writing. Commission staff maintains a horse racing financial system that records and calculates all receipts and payments of funds from pari-mutuel wagering. In addition, it monitors the finances of certain industry organizations as required or requested.

### **Racing Operations**

All matters related to the regulation of the actual “running of the races” are the responsibility of the employees in this functional area.

Each individual and entity associated with horse racing must be licensed by Commission personnel. All participants must also be fingerprinted. A state-of-the-art computer system networks the Trenton office with all satellite racetrack locations. The Commission has a very successful mail-out program and participates in the Association of Racing Commissioners International multi-jurisdictional licensing program for owners, and is a member of the National Racing Compact.

The Commission employs racing officials who are present at each racetrack to monitor the running of every race in New Jersey. They issue penalties for rule infractions and rule on matters affecting the integrity of racing, including licensing concerns.

Veterinarians are also present at every live race meet to ensure the safety of the animals and to verify that each horse is fit to race.

Race horse samples are tested for the presence of illegal drugs after each race, and on occasion, before a race and in out-of-competition settings. These randomly selected samples undergo a complete chemical analysis at a State Police Forensic Laboratory at the Meadowlands Racetrack.

### **Pari-Mutuels**

Every wager made on every live and simulcast race is recorded and checked for accuracy and compliance with Commission rules and regulations. Commission staff calculate financial information from these wagers for proper distribution of funds. Racing Commission staff oversee all aspects of pari-mutuel operations to ensure they are conducted with integrity.

### **Investigations**

The investigative staff is responsible for monitoring activities at all New Jersey racetracks, off-track wagering facilities, participating casinos, and off-track stabling facilities.

An in-house investigative unit provides the Commission with the ability to oversee the integrity of racing by conducting investigations into alleged rule violations, performing inspections to determine compliance with regulations, monitoring activity on racetracks and off-track stabling facilities, providing testimony at administrative hearings and much more.

## **HIGHLIGHTS AND 2010 KEY ISSUES**

The Commission was extremely active in 2010 in its oversight of the industry and responded in a timely fashion to ever changing industry needs. Originally scheduled to hold six meetings, the Commission added six additional special meetings to ensure that all the required approvals were effectuated to continue with a viable racing product. One such meeting resulted in the approval, after special legislation was enacted and signed by the Governor, in the amendment of racing dates for Monmouth Park that created an “elite meet” of 50 one million dollar purse dates. This action was lauded by the racing industry nationwide and proved to be highly successful with the public and the horsemen. In addition, in order to better respond to industry needs and to provide timely support and guidance to the industry, the following Committees were established: Standardbred Racing and Breeding; Thoroughbred Racing and Breeding; Interstate Racing Compact; Pari-mutuel Wagering and Security; Equine Welfare; and Medication and Testing.

Throughout the Summer, staff and Commissioners were involved in discussions concerning the future of horse racing in this State as a result of the details contained in the “Hanson Report” that was commissioned by the Governor to address the future of racing in New Jersey. Several industry wide gaming summits were held that resulted in a plan to alter the configuration and scope of racing. An unusually high number of legislative actions were discussed, reviewed and eventually approved that attempts to aid the industry in being financially self sustaining in years to come.

The Racing Commission increased its drug testing capabilities during the year through the enactment of rules that allow testing for Steroids in racehorses and purchased specialized equipment for such testing that takes place at the New Jersey State Police Forensic Laboratory located at the Meadowlands Racetrack. The Commission also continued with its out-of-competition testing program and conducted such tests on seven occasions, two on racetrack grounds and five on Off-track stabling facilities.

The Commission endorsed via resolution its support of a proposal to create a National Racing Compact that would facilitate interstate cooperation and achieve uniformity in the regulation of racing by member states. It would also be a central forum to collect racing data, research same and to consolidate resources needed for the rule making process resulting in a cost savings to all members. At least six jurisdictions need to pass legislation in order for the Compact to be formed and it is expected that this will take several years to accomplish.

The purchase of Scientific Games, LLC was authorized by the Commission after a comprehensive investigation by Commission staff into the potential buyer’s suitability to own and operate the wagering hub. In September, Sportech PLC was approved and now runs the Quantum Data Center East that processes all wagers made at New Jersey Racetracks, Casino Race Books in Atlantic City, the NJ Account Wagering System as well as the three OTW facilities. In addition, as a cost saving measure, the data center is a regional hub processing pari-mutuel wagering from out-of-state locations.

The Commission’s Executive Director is the Chair of the New Jersey Horse Racing Injury Compensation Board that provides a blanket workers’ compensation insurance policy that covers horse race industry employees. In addition to administering this program, the Board effectuated a

loan to the Thoroughbred Breeders Association of New Jersey and initiated safety measures at racetracks that hopefully will result in fewer injuries and subsequent lower premiums.

The Commission promulgates rules and regulations to support and enforce its regulatory functions. During 2010 the following rules were either proposed or adopted:

PROPOSED

Safety vest and helmets 13:70-8.18 and 13:70-9.12

Upgrades the safety standards for vest and helmets.

Entries 13:71-16.5

Will allow the uncoupling of entries in races worth \$100,000 (instead of \$500,000) and adds language that requires owners to make payments as a condition to participate.

ADOPTED

Re-adoption of chapters 13:70, 71, 73

Continuation of Certain Race Events in State of Emergency 13:70-1.42 and 13:71-1.37

Self-exclusion List 13:74A.5.1 and 13:74A.21(b)

Racetracks and OTWs shall post information on the self-exclusion program and application process will be more understandable and accessible.

Administration of Non-steroidal Drugs 13:70-14A.9 and 13:71-23.8

Reduces the level of phenylbutazone from 5 to 2 micrograms.

**NEW JERSEY EQUINE TESTING LABORATORY**

NJRC's Equine Drug Testing Program is administered at the New Jersey State Police Forensic Science Laboratory located at the Meadowlands racetrack. A staff of 16 chemists use modern testing equipment and methods to detect the presence of illegal substances in horses. In 2010, 39,196 blood/urine samples were tested resulting in 31 violations of the Commission's medication rules.

|                      |          |
|----------------------|----------|
| Total Samples Tested | 39,196   |
| Positives by Type    |          |
| Flunixin             | 11       |
| Furosemide           | 13       |
| Phenylbutazone       | 3        |
| Methocarbamol        | 1        |
| TCO2                 | <u>3</u> |
| Total Positives      | 31       |

The Commission also randomly tests jockeys and drivers for the presence of illegal drugs. It also

tests for alcohol abuse by race participants and officials. Through December 31, 2010, five positives were detected from 708 samples tested.

## **NEW JERSEY HORSE RACING INJURY COMPENSATION RACING BOARD**

The Commission encouraged the creation of this Board that provides low cost group workers' compensation insurance for the horse racing industry. The Board consists of representatives of the public and private sector including members of horse race organizations, insurance providers, state insurance departments, and the NJRC. The program covers employees of the Board, namely drivers, jockeys, exercise riders and thoroughbred trainers' employees, with 2010 premiums established at \$1,751,831.

## **NEW JERSEY RACETRACKS**

### **Atlantic City Race Course**

4501 Black Horse Pike  
Mays Landing, New Jersey 08830  
609-641-2190

Atlantic City Race Course is owned and operated by Greenwood ACRA, Inc.

### **Freehold Raceway**

130 Park Avenue  
Freehold, New Jersey 07728  
732-462-3800

[www.freeholdraceway.com](http://www.freeholdraceway.com)

Freehold Raceway is owned and operated by Pennwood Racing Inc. Pennwood Racing, Inc. is a company, 50% owned by Greenwood Limited Jersey, Inc. and 50% owned by Penn National GSFR, Inc.

### **Meadowlands Racetrack**

50 State Route 120  
East Rutherford, New Jersey 07073  
201-935-8500

[www.thebigm.com](http://www.thebigm.com)

### **Monmouth Park Racetrack**

175 Oceanport Avenue  
Oceanport, New Jersey 07757  
732-222-5100

[www.monmouthpark.com](http://www.monmouthpark.com)

Meadowlands Racetrack and Monmouth Park Racetrack are owned and operated by the New Jersey Sports and Exposition Authority.

## **NEW JERSEY OFF-TRACK WAGERING FACILITIES**

**Favorites at Toms River**

1071 Highway 37 West  
Toms River, New Jersey 08755  
732-240-1210

Favorites at Toms River is a property owned by Freehold Raceway doing business as Freehold Raceway Off-track, LLC.

**Favorites at Vineland**

1332 South Delsea Drive  
Vineland, New Jersey 08361  
856-696-5290

Favorites at Vineland is a property owned by Greenwood Racing doing business as ACRA Turf Club, LLC.

**Favorites at Woodbridge**

3 Lafayette Road  
Fords, New Jersey 07095

Favorites at Woodbridge is a property owned by the New Jersey Sports and Exposition Authority.

**NEW JERSEY ACCOUNT WAGERING**

New Jersey Account Wagering  
Meadowlands Racetrack  
50 State Route 120  
East Rutherford, New Jersey 07073  
800-498-9557 and/or 201-460-4141  
[www.4nbets.com](http://www.4nbets.com)

New Jersey Account wagering is operated pursuant to law by the New Jersey Sports and Exposition Authority.

**NEW JERSEY CASINOS APPROVED FOR CASINO SIMULCASTING**

**Bally's Park Place Hotel/Casino and Resort**

Park Place and the Boardwalk  
Atlantic City, New Jersey 08401  
609-340-2000

[www.ballysac.com](http://www.ballysac.com)

Owned by: Bally's Park Place, Inc.

**Borgata Hotel Casino and Spa**

One Borgata Way  
Atlantic City, New Jersey 08401  
1-866-MY BORGATA (692-6742)

[www.theborgata.com](http://www.theborgata.com)

Owned by: Marina District  
Development Company, LLC

**Caesars Atlantic City Hotel/Casino**

2100 Pacific Avenue  
Atlantic City, New Jersey 08401  
609-348-4411

[www.caesarsac.com](http://www.caesarsac.com)

Owned by: Boardwalk Regency Corporation

**Harrah's Casino Hotel**

777 Harrah's Boulevard  
Atlantic City, New Jersey 08401  
800-645-6774 and/or 609-441-5165

[www.harrahresort.com](http://www.harrahresort.com)

Owned by: Harrah's Atlantic City  
Operating Company

**Showboat Hotel/Casino**

801 Boardwalk  
Atlantic City, New Jersey 08401  
609-343-4000

[www.showboatac.com](http://www.showboatac.com)

Owned by: Showboat Atlantic City Operating  
Company, LLC

**Tropicana Casino Resort\***

2831 Boardwalk  
Atlantic City, New Jersey 08401  
609-340-4000

[www.tropicana.net](http://www.tropicana.net)

Owned by: Adamar of New Jersey  
\* Closed in January 2010

**Trump Taj Mahal Casino Resort**

1000 Boardwalk at Virginia Avenue  
Atlantic City, New Jersey 08401  
609-755-4424

[www.trumptaj.com](http://www.trumptaj.com)

Owned by: Trump Taj Mahal Associates, LLC

**THOROUGHBRED ORGANIZATIONS**

*Thoroughbred Horsemen's Association of New Jersey*, a not-for-profit corporation which advocates thoroughbred racing in the State. It provides general administrative services to its members including a group health benefits program.

*Thoroughbred Breeders Association of New Jersey* is an organization devoted to promoting and enhancing the breeding of New Jersey thoroughbreds. The Racing Commission administers the Breeders Award Program that provides monetary incentives to owners and breeders by offering purse enhancements for races for New Jersey breeds.

**STANDARD BRED ORGANIZATIONS**

*Standardbred Breeders and Owners Association of New Jersey* is a not-for-profit organization

dedicated to advancing the cause of standardbred racing in the State. It provides general administrative services to its members including a group health benefits program.

*New Jersey Sires Stakes*, an agency within the State Department of Agriculture, promotes the owning and breeding of New Jersey standardbreds. Nearly \$11 million in purse money is devoted to Sires Stake races restricted to horses sired by stallions resident in New Jersey. The program is funded by distributions from pari-mutuel handle at harness tracks and from nominating and sustaining payments by horse owners.

Revised May 26, 2010

**NEW JERSEY  
2010 THOROUGHBRED RACING DATES**

**Atlantic City Race Course (Post-time 3:00 p.m.)**

April 18, 19, 20, 22, 23, 24

6 Dates

**Monmouth Park (Post-time 12:50 p.m.)**

May 22, 23, 29, 30, 31\*

June 4 through September 6 and September 18\*\*

Dark: Mondays through Thursdays (Racing only on Fri., Sat., Sun.)  
(Except: Mondays, July 5 and September 6)

50 Dates

**Meadowlands Racetrack at Monmouth Park (Post-time 12:50 p.m.)**

September 11, 12, 19, 25, 26

October (Racing only on Sat. and Sun.)

November 6, 7, 13, 14, 20, 21

21 Dates

---

**Total Thoroughbred Dates: 77 Dates**

**Total Programs: 388 Dates**  
*(Thoroughbred and Harness)*

(\*On 3/11/10, eliminated May 8,9,15,16 and add 8/10,17,24,31)

(\*\* On 5/26/10, eliminated all Wed., Thurs. beginning 6/3/10 and  
conduct Meadowlands' thoroughbred meet at Monmouth Park)

## NEW JERSEY 2010 HARNESS RACING DATES

Revised May 26, 2010

### **Freehold Raceway (12:30 p.m.)**

January 1 through June 5

Dark: Sundays, Mondays, Tuesdays

(Except: Monday, January 18 and Monday, February 15)

January 20

February 17

June 2

89 Dates

August 12 through December 31

Dark: Sundays, Mondays, Tuesdays

(Except: Monday, September 6 and Monday, October 11)

September 8

October 13

November 25

December 24, 25

79 Dates

### **Meadowlands Racetrack (Wed.-Sat. 7:00 p.m.; Sun., Holidays 1:10 p.m.)**

January 1 through July 31

August 4, 5, 6, 7, 13, 14, 20, 21

October 23, 29, 30\*\*

November (Racing Fri. and Sat.)

December 3, 4, 10, 11, 17, 18

Dark: Sunday, January 3

Mondays and Tuesdays during January and February

(Except: Monday, February 15)

February 17

Sundays through Wednesdays during March through June\*

(Except: Sunday, May 9 and Wed., June 30)

Sundays, Mondays, Tuesdays during July

143 Dates

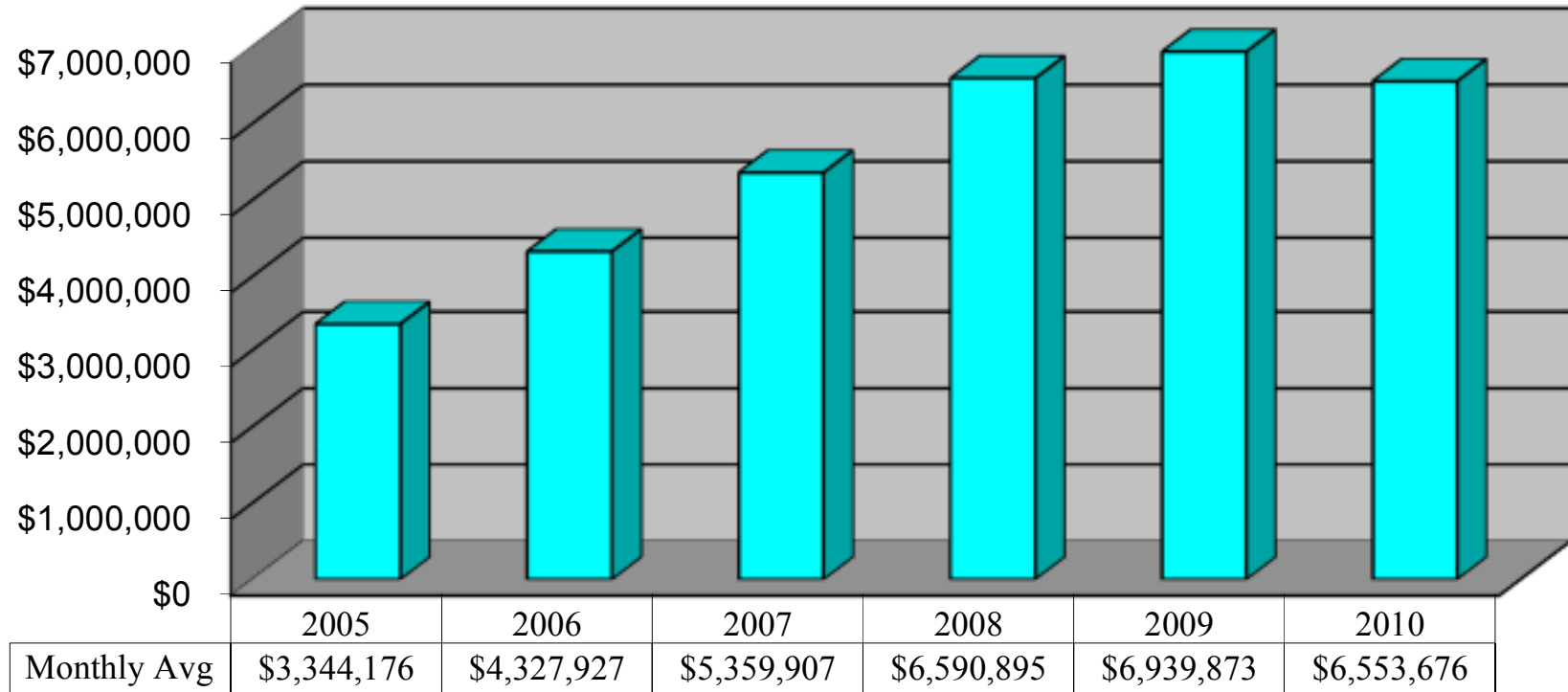
---

**Total Harness Dates: 311 Dates**

(\*On 3/11/10, Wed. and Sun. in March were eliminated beginning Mar. 17; (9) days were added in Dec.)

\*\*On 5/26/10, cancelled 12 dates in Dec.; added dates in Oct. and Nov.)

## NJAW - Internet Wagering (Monthly Average Handles)



NEW JERSEY LIVE AND SIMULCASTING MEETS

GROSS HANDLE SUMMARY

2 0 1 0

| Thru 12/31/10                       |                               | Actual Live Race |       | GROSS           | OUT-OF-STATE  | N J           | ON-TRACK     | TO           | TO          | TO          | TO          | TO           | ON-TRACK    |            |
|-------------------------------------|-------------------------------|------------------|-------|-----------------|---------------|---------------|--------------|--------------|-------------|-------------|-------------|--------------|-------------|------------|
| NJ - TRACK                          | PERIOD                        | DAYS             | RUN   | HANDLE          | GENERATED     | HANDLE        | LIVE         | N J TRACKS   | AC          | ACHI        | FRA         | MDLS         | MP          | ATTENDANCE |
| <b>T-BRED TRACK</b>                 |                               |                  |       |                 |               |               |              |              |             |             |             |              |             |            |
| ACRA                                | Apr 18, 19, 20, 22, 23 and 24 | 6                | 37    | 3,611,840       | 2,442,934     | 1,168,906     | 957,734      | 211,172      | 0           | 32,489      | 0           | 102,629      | 76,054      | 34,817     |
| MDLS                                | 9/11 thru 11/21               | 21               | 230   | 77,640,322      | 69,908,730    | 7,731,592     | 5,945,733    | 1,785,859    | 149,211     | 0           | 476,228     | 1,160,420    | 0           | 85,875     |
| MP                                  | 5/22 thru 9/18                | 50               | 604   | 382,350,007     | 334,815,465   | 47,534,542    | 38,207,236   | 9,327,306    | 710,458     | 259,489     | 1,568,713   | 6,788,646    | 0           | 527,613    |
| SUB-TOTAL (T)                       |                               | 77               | 871   | \$463,602,169   | \$407,167,128 | \$56,435,040  | \$45,110,703 | \$11,324,337 | \$859,669   | \$291,978   | \$2,044,942 | \$8,051,695  | \$76,054    | 648,305    |
| <b>HARNESS TRACK</b>                |                               |                  |       |                 |               |               |              |              |             |             |             |              |             |            |
| ACHI                                | 1/01 thru 6/06                | 83               | 891   | 35,881,489      | 27,470,649    | 8,410,840     | 5,337,573    | 3,073,267    | 92,020      | 0           | 0           | 2,466,543    | 514,704     | 95,430     |
| FRA                                 | 8/12 thru 12/31               | 78               | 882   | 29,330,745      | 21,817,993    | 7,512,752     | 5,077,056    | 2,435,696    | 59,894      | 0           | 0           | 2,160,830    | 214,972     | 88,572     |
| MDLS                                | 1/01 thru 12/18               | 137              | 1,566 | 287,936,992     | 252,496,433   | 46,212,581    | 40,403,029   | 5,809,552    | 390,325     | 2,624,485   | 1,251,819   | 72,016       | 1,470,907   | 395,628    |
| SUB-TOTAL (H)                       |                               | 298              | 3,339 | \$353,149,226   | \$301,785,075 | \$62,136,173  | \$50,817,658 | \$11,318,515 | \$542,239   | \$2,624,485 | \$1,251,819 | \$4,699,389  | \$2,200,582 | 579,630    |
| TOTAL LIVE-2010                     |                               | 375              | 4,210 | \$816,751,395   | \$708,952,203 | \$118,571,214 | \$95,928,361 | \$22,642,852 | \$1,401,907 | \$2,916,463 | \$3,296,761 | \$12,751,084 | \$2,276,636 | 1,227,935  |
| <b>OUT-OF-STATE SIGNAL RECEIVED</b> |                               |                  |       |                 |               |               |              |              |             |             |             |              |             |            |
| ACHI (H) L                          | 1/1 thru 6/05                 | 3,364            | na    | 22,770,870      | 0             | 22,770,870    |              |              |             |             |             |              |             |            |
| ACRA (T) D                          |                               | 5,649            | na    | 13,873,934      | 0             | 13,873,934    |              |              |             |             |             |              |             |            |
| ACRA (T) L                          | Apr 18, 19, 20, 22, 23 and 24 | 509              | na    | 1,638,079       | 0             | 1,638,079     |              |              |             |             |             |              |             |            |
| ACRA TOTAL                          |                               | 6,158            |       | 15,512,013      | 0             | 15,512,013    |              |              |             |             |             |              |             |            |
| FRA (H)                             | 6/06 thru 8/11                | 1,408            | na    | 6,740,149       | 0             | 6,740,149     |              |              |             |             |             |              |             |            |
| FRA (H) L                           | 8/12 thru 12/31               | 3,580            | na    | 19,049,577      | 0             | 19,049,577    |              |              |             |             |             |              |             |            |
| FRA TOTAL                           |                               | 4,988            |       | 25,789,725      | 0             | 25,789,725    |              |              |             |             |             |              |             |            |
| MDLS (H) L                          |                               | 6,176            | na    | 158,899,032     | 0             | 158,899,032   |              |              |             |             |             |              |             |            |
| MDLS (H)                            |                               | 1,080            | na    | 23,423,282      | 0             | 23,423,282    |              |              |             |             |             |              |             |            |
| TOTAL (H)                           |                               | 7,256            |       | 182,322,314     | 0             | 182,322,314   |              |              |             |             |             |              |             |            |
| MDLS (T)                            | 8/22 thru 9/10                | 470              | na    | 3,571,714       | 0             | 3,571,714     |              |              |             |             |             |              |             |            |
| MDLS (T) L                          | 9/11 thru 11/21               | 1,132            | na    | 11,028,959      | 0             | 11,028,959    |              |              |             |             |             |              |             |            |
| TOTAL (T)                           |                               | 1,602            |       | 14,600,673      | 0             | 14,600,673    |              |              |             |             |             |              |             |            |
| MDL TOTAL                           |                               | 8,858            |       | 196,922,986     | 0             | 196,922,986   |              |              |             |             |             |              |             |            |
| MP (T)                              | 1/01 thru 4/30                | 2,701            | na    | 25,680,866      | 0             | 25,680,866    |              |              |             |             |             |              |             |            |
| MP (T) L                            | 5/01 thru 9/18                | 2,700            | na    | 34,490,394      | 0             | 34,490,394    |              |              |             |             |             |              |             |            |
| MP TOTAL                            |                               | 5,401            |       | 60,171,260      | 0             | 60,171,260    |              |              |             |             |             |              |             |            |
| TOTAL SIGNAL REC'D                  |                               | 28,769           |       | \$321,166,854   | \$0           | \$321,166,854 | \$0          | \$0          | \$0         | \$0         | \$0         | \$0          | \$0         | 0          |
| TOTAL 2010                          |                               | 29,144           | 4,210 | \$1,137,918,249 | \$708,952,203 | \$439,738,068 | \$95,928,361 | \$22,642,852 | \$1,401,907 | \$2,916,463 | \$3,296,761 | \$12,751,084 | \$2,276,636 | 1,227,935  |

L = Generated during the period of Live Racing

NEW JERSEY LIVE AND SIMULCASTING MEETS  
 COMMISSION DISTRIBUTION SUMMARY  
 2 0 1 0

| NJ-TRACKS                           | RACE DAY | NJ-GROSS HANDLE | POSITIVE BREAKAGE | TRACK SETTLEMENT | PAYOUT        | TOTAL COMMISSION | TRACK SHARE  | PURSE SHARE  | STATE SETTLE | CHARITY  | SIRE STAKES (HARNESS) | BREED/DEVL (HARNESS) | BREED/STALL (HARNESS) | BREED/DEVL (T-BRED) | T. B. A. (T-BRED) | BACKSTRETCH BENEVOLENCE | S.B.O.A. BENEFIT | HEADTAX | WORKERS COMP |
|-------------------------------------|----------|-----------------|-------------------|------------------|---------------|------------------|--------------|--------------|--------------|----------|-----------------------|----------------------|-----------------------|---------------------|-------------------|-------------------------|------------------|---------|--------------|
| <b>T-BRED</b>                       |          |                 |                   |                  |               |                  |              |              |              |          |                       |                      |                       |                     |                   |                         |                  |         |              |
| A C R A                             | 6        | 1,168,906       | 7,006             | 27,469           | 908,791       | 225,640          | 128,066      | 81,415       | 0            | 4,987    | 0                     | 0                    | 0                     | 584                 | 10,570            | 18                      | 0                | 0       | 0            |
| M D L S                             | 21       | 7,731,592       | 42,997            | 135,193          | 6,048,336     | 1,506,699        | 1,072,862    | 402,213      | 0            | 8,186    | 0                     | 0                    | 0                     | 3,866               | 18,962            | 609                     | 0                | 0       | 0            |
| M P                                 | 50       | 47,534,542      | 254,083           | 1,532,055        | 36,531,558    | 9,243,038        | 6,589,729    | 2,470,587    | 0            | 39,205   | 0                     | 0                    | 0                     | 23,767              | 115,780           | 3,969                   | 0                | 0       | 0            |
| SUB-TOTAL (T)                       | 77       | \$56,435,040    | \$304,086         | \$1,694,717      | \$43,488,685  | \$10,975,377     | \$7,790,657  | \$2,954,216  | \$0          | \$52,377 | \$0                   | \$0                  | \$0                   | \$28,218            | \$145,312         | \$4,596                 | \$0              | \$0     | \$0          |
| <b>HARNESS</b>                      |          |                 |                   |                  |               |                  |              |              |              |          |                       |                      |                       |                     |                   |                         |                  |         |              |
| A C H I                             | 83       | \$8,410,840     | \$44,263          | \$0              | \$6,626,009   | \$1,768,791      | \$834,720    | \$857,500    | \$0          | \$4,579  | \$54,698              | \$2,902              | \$4,836               | \$0                 | \$0               | \$750                   | \$8,807          | \$0     | \$39,269     |
| F R A                               | 78       | 7,512,752       | 39,041            | 23,005           | 5,874,063     | 1,579,216        | 745,330      | 765,631      | 0            | 3,892    | 48,865                | 2,592                | 4,320                 | 0                   | 0                 | 673                     | 7,913            | 0       | 83,534       |
| M D L S                             | 137      | 46,212,581      | 215,395           | 1,127,685        | 35,728,977    | 9,152,338        | 5,828,026    | 2,974,863    | 0            | 22,037   | 234,808               | 13,865               | 25,417                | 0                   | 0                 | 4,180                   | 49,142           | 0       | 188,185      |
| SUB-TOTAL (H)                       | 298      | \$62,136,173    | \$298,699         | \$1,127,685      | \$48,229,049  | \$12,500,344     | \$7,408,076  | \$4,597,994  | \$0          | \$30,507 | \$338,371             | \$19,358             | \$34,573              | \$0                 | \$0               | \$5,603                 | \$65,861         | \$0     | \$310,988    |
| TOTAL LIVE-2010                     | 375      | \$118,571,213   | \$602,785         | \$2,822,402      | \$91,717,734  | \$23,475,721     | \$15,198,734 | \$7,552,210  | \$0          | \$82,885 | \$338,371             | \$19,358             | \$34,573              | \$28,218            | \$145,312         | \$10,199                | \$65,861         | \$0     | \$310,988    |
| <b>OUT-OF-STATE HANDLE RECEIVED</b> |          |                 |                   |                  |               |                  |              |              |              |          |                       |                      |                       |                     |                   |                         |                  |         |              |
| A C R A (T)                         | 6,158    | 15,512,013      | 76,798            | 0                | 11,767,968    | 3,139,023        | 2,447,749    | 604,406      | 0            | 0        | 0                     | 0                    | 0                     | 4,654               | 80,663            | 1,552                   | 0                | 0       | 0            |
| M D L S (T)                         | 1,602    | 14,600,673      | 68,863            | 400,630          | 11,192,974    | 2,944,324        | 2,118,362    | 744,197      | 0            | 0        | 0                     | 0                    | 0                     | 4,380               | 75,924            | 1,460                   | 0                | 0       | 0            |
| M P (T)                             | 5,401    | 60,171,260      | 273,699           | 0                | 46,844,489    | 12,280,902       | 8,855,157    | 3,088,785    | 0            | 0        | 0                     | 0                    | 0                     | 18,051              | 312,891           | 6,017                   | 0                | 0       | 0            |
| SUB-TOT (T)                         | 13,161   | 90,283,946      | 419,359           | 400,630          | 69,805,432    | 18,364,248       | 13,421,268   | 4,437,388    | 0            | 0        | 0                     | 0                    | 0                     | 27,085              | 469,477           | 9,029                   | 0                | 0       | 0            |
| A C H I (H)                         | 3,364    | 22,770,870      | 90,470            | 659,034          | 17,197,017    | 4,827,717        | 3,558,212    | 1,158,661    | 0            | 0        | 69,111                | 6,831                | 5,869                 | 0                   | 0                 | 2,277                   | 26,756           | 0       | 0            |
| F R A (H)                           | 4,988    | 25,789,725      | 102,336           | 0                | 19,576,924    | 5,494,005        | 4,159,482    | 1,208,984    | 0            | 0        | 78,273                | 7,737                | 6,647                 | 0                   | 0                 | 2,579                   | 30,303           | 0       | 0            |
| M D L S (H)                         | 7,256    | 182,322,314     | 768,921           | 4,654,995        | 138,598,295   | 38,438,088       | 26,960,445   | 10,641,824   | 0            | 0        | 496,970               | 54,697               | 51,690                | 0                   | 0                 | 18,233                  | 214,229          | 0       | 0            |
| SUB-TOT (H)                         | 15,608   | 230,882,909     | 961,726           | 5,314,028        | 175,372,237   | 48,759,809       | 34,678,138   | 13,009,469   | 0            | 0        | 644,354               | 69,265               | 64,206                | 0                   | 0                 | 23,089                  | 271,288          | 0       | 0            |
| TOTAL SIGNAL                        | 28,769   | \$321,166,855   | \$1,381,085       | \$5,714,658      | \$245,177,669 | \$67,124,057     | \$48,099,407 | \$17,446,856 | \$0          | \$0      | \$644,354             | \$69,265             | \$64,206              | \$27,085            | \$469,477         | \$32,118                | \$271,288        | \$0     | \$0          |
| TOTAL - 2010                        | 29,144   | \$439,738,068   | \$1,983,870       | \$8,537,060      | \$336,895,403 | \$90,599,778     | \$63,298,141 | \$24,999,066 | \$0          | \$82,885 | \$982,725             | \$88,624             | \$98,779              | \$55,303            | \$614,790         | \$42,317                | \$337,149        | \$0     | \$310,988    |

Figures thru: DECEMBER 31

### 5-Year Comparison New Jersey Thoroughbred Tracks

| <b>ATLANTIC CITY RACING ASSOCIATION</b>     | <b>2006- 4 NIGHTS</b>  | <b>2007- 4 NIGHTS</b>  | <b>2008- 6 NIGHTS</b>  | <b>2009- 6 NIGHTS</b> | <b>2010- 6 NIGHTS</b> |
|---|------------------------|------------------------|------------------------|-----------------------|-----------------------|
| <i>Total Mutuel Handle</i>                  | \$692,856              | \$731,283              | \$807,932              | \$980,024             | \$1,168,906           |
| <i>Daily Average Mutuel Handle</i>          | \$173,214              | \$182,821              | \$134,655              | \$163,337             | \$194,818             |
| <i>Total Attendance</i>                     | 16,344                 | 17,239                 | 25,485                 | 25,673                | 34,817                |
| <i>Daily Average Attendance</i>             | 4,086                  | 4,310                  | 4,248                  | 4,279                 | 5,803                 |
| <b>MONMOUTH PARK JOCKEY CLUB</b>            | <b>2006- 87 NIGHTS</b> | <b>2007- 79 NIGHTS</b> | <b>2008-100 NIGHTS</b> | <b>2009-93 NIGHTS</b> | <b>2010-50 NIGHTS</b> |
| <i>Total Mutuel Handle</i>                  | \$63,138,541           | \$74,786,712           | \$53,671,702           | \$47,286,796          | \$47,534,542          |
| <i>Daily Average Mutuel Handle</i>          | \$725,730              | \$946,667              | \$536,717              | \$508,460             | \$950,691             |
| <i>Total Attendance</i>                     | 712,782                | 755,916                | 676,046                | 650,612               | 527,613               |
| <i>Daily Average Attendance</i>             | 8,193                  | 9,569                  | 6,760                  | 6,996                 | 10,552                |
| <b>NJ SPORTS &amp; EXPOSITION AUTHORITY</b> | <b>2006- 33 NIGHTS</b> | <b>2007- 41 NIGHTS</b> | <b>2008-41 NIGHTS</b>  | <b>2009-47 NIGHTS</b> | <b>2010-21 NIGHTS</b> |
| <i>Total Mutuel Handle</i>                  | \$10,407,263           | \$12,313,856           | \$8,440,013            | \$8,018,855           | \$7,731,592           |
| <i>Daily Average Mutuel Handle</i>          | \$315,372              | \$300,338              | \$205,854              | \$170,614             | \$368,171             |
| <i>Total Attendance</i>                     | 115,460                | 131,275                | 103,564                | 106,933               | 85,875                |
| <i>Daily Average Attendance</i>             | 3,499                  | 3,202                  | 2,526                  | 2,275                 | 4,089                 |

### 5-Year Comparison New Jersey Harness Tracks

| <b>FREEHOLD RACING ASSOCIATION</b>          | <b>2006- 95 NIGHTS</b>  | <b>2007- 92 NIGHTS</b>  | <b>2008-90 NIGHTS</b>  | <b>2009-78 NIGHTS</b>  | <b>2010-78 NIGHTS</b>  |
|---|-------------------------|-------------------------|------------------------|------------------------|------------------------|
| <i>Total Mutuel Handle</i>                  | \$18,586,173            | \$16,227,032            | \$11,313,411           | \$7,341,485            | \$7,512,752            |
| <i>Daily Average Mutuel Handle</i>          | \$195,644               | \$176,381               | \$125,705              | \$94,122               | \$96,317               |
| <i>Total Attendance</i>                     | 126,948                 | 119,641                 | 101,316                | 87,264                 | 88,572                 |
| <i>Daily Average Attendance</i>             | 1,336                   | 1,300                   | 1,126                  | 1,119                  | 1,136                  |
| <b>ATLANTIC CITY HARNESS, INC.</b>          | <b>2006- 97 NIGHTS</b>  | <b>2007- 98 NIGHTS</b>  | <b>2008-101 NIGHTS</b> | <b>2009-96 NIGHTS</b>  | <b>2010-83 NIGHTS</b>  |
| <i>Total Mutuel Handle</i>                  | \$22,231,323            | \$18,084,739            | \$14,248,405           | \$9,664,794            | \$8,410,840            |
| <i>Daily Average Mutuel Handle</i>          | \$229,189               | \$184,538               | \$141,073              | \$100,675              | \$101,335              |
| <i>Total Attendance</i>                     | 134,973                 | 132,001                 | 121,255                | 113,971                | 95,430                 |
| <i>Daily Average Attendance</i>             | 1,391                   | 1,347                   | 1,201                  | 1,187                  | 1,150                  |
| <b>NJ SPORTS &amp; EXPOSITION AUTHORITY</b> | <b>2006- 157 NIGHTS</b> | <b>2007- 147 NIGHTS</b> | <b>2008-149 NIGHTS</b> | <b>2009-147 NIGHTS</b> | <b>2010-137 NIGHTS</b> |
| <i>Total Mutuel Handle</i>                  | \$99,216,761            | \$75,471,868            | \$64,933,091           | \$52,660,354           | \$46,212,581           |
| <i>Daily Average Mutuel Handle</i>          | \$631,954               | \$513,414               | \$435,793              | \$358,234              | \$337,318              |
| <i>Total Attendance</i>                     | 644,859                 | 549,127                 | 472,109                | 427,334                | 395,628                |
| <i>Daily Average Attendance</i>             | 4,107                   | 3,736                   | 3,169                  | 2,907                  | 2,888                  |
| <b>TOTALS USED IN CHARTS==&gt;</b>          |                         |                         |                        |                        |                        |
| <b>NEW JERSEY TRACK HANDLE</b>              | \$214,272,917           | \$197,615,490           | \$153,414,554          | \$125,952,308          | \$118,571,213          |
| <b>ON TRACK ATTENDANCE</b>                  | 1,751,366               | 1,705,199               | 1,499,775              | 1,411,787              | 1,227,935              |

## New Jersey Track Live Handle Statewide

| <b>Track</b>             | <b>2006</b>          | <b>2007</b>          | <b>2008</b>          | <b>2009</b>          | <b>2010</b>          |
|--------------------------|----------------------|----------------------|----------------------|----------------------|----------------------|
| Atlantic City Harness    | \$22,231,323         | \$18,084,739         | \$14,248,405         | \$9,664,794          | \$8,410,840          |
| Atlantic City Racecourse | 692,856              | 731,283              | 807,932              | 980,024              | 1,168,906            |
| Freehold Raceway         | 18,586,173           | 16,227,032           | 11,313,411           | 7,079,848            | 7,512,752            |
| Garden State Park        | 0                    | 0                    | 0                    | 0                    | 0                    |
| Meadowlands Racetrack    | 109,624,024          | 87,785,724           | 73,373,104           | 60,679,209           | 53,944,173           |
| Monmouth Park            | 63,138,541           | 74,786,712           | 53,671,702           | 47,286,796           | 47,534,542           |
| <b>TOTAL</b>             | <b>\$214,272,917</b> | <b>\$197,615,490</b> | <b>\$153,414,554</b> | <b>\$125,690,671</b> | <b>\$118,571,213</b> |

**NEW JERSEY RACING COMMISSION**  
**SUMMARY OF OUT-OF-STATE SIGNAL RECEIVED BY TRACK**  
**2010**

| OUT-OF-STATE<br>SIGNAL RECEIVED | ATLANTIC CITY | FREEHOLD RACEWAY |           | MEADOWLANDS |           | MONMOUTH PARK |            | T O T A L<br>RECEIPTS |
|---------------------------------|---------------|------------------|-----------|-------------|-----------|---------------|------------|-----------------------|
|                                 | RACING ASSOC. | A C H I          | F R A     | HARNES      | T-Bred    | T-Bred        |            |                       |
| AQUEDUCT                        | \$1,021,814   | \$2,414,731      | 1,189,886 | 10,749,582  | 790,796   | 4,201,638     | 20,368,446 |                       |
| ARLINGTON PARK                  | 253,984       | 144,624          | 339,211   | 2,280,259   | 122,127   | 1,374,220     | 4,514,425  |                       |
| AT THE RACING                   | 0             | 1,945            |           | 0           | 0         | 0             | 1,945      |                       |
| ATR IRISH RACING                | 0             | 624              |           | 0           | 0         | 0             | 624        |                       |
| ATR RUK                         | 0             | 16               |           | 0           | 0         | 0             | 16         |                       |
| AUSTRALIAN RACE                 | 0             | 48,413           | 10,825    | 614,730     | 17,227    | 113,885       | 805,080    |                       |
| BALMORAL                        | 87,975        | 230,664          | 319,138   | 2,659,964   | 45,641    | 133,419       | 3,476,801  |                       |
| BATAVIA DOWNS                   | 0             | 0                | 28,237    | 0           | 0         | 0             | 28,237     |                       |
| BELMONT                         | 1,146,683     | 1,268,183        | 2,120,148 | 10,491,478  | 2,693,382 | 6,809,318     | 24,529,192 |                       |
| BREEDERS CUP FUTURE             | 716           | 0                | 2,018     | 9,434       | 5,305     | 0             | 17,473     |                       |
| BUELAH & RIVERDOWN              | 185,617       | 386,369          | 159,512   | 1,840,649   | 143,667   | 612,430       | 3,328,245  |                       |
| BUFFALO RACEWAY                 | 0             | 55,272           | 19,276    | 181,517     | 0         | 23,627        | 279,692    |                       |
| CAL-EXPO                        | 8,939         | 0                |           | 895,241     | 22,698    | 54,901        | 981,780    |                       |
| CALDER                          | 300,907       | 155,690          | 542,476   | 3,051,963   | 463,274   | 1,649,872     | 6,164,182  |                       |
| CANTERBURY                      | 2,743         | 1,365            | 15,966    | 84,529      | 0         | 36,877        | 141,480    |                       |
| CHARLES TOWN                    | 230,907       | 284,018          | 334,749   | 3,717,580   | 229,571   | 938,530       | 5,735,354  |                       |
| CHESTER DOWNS                   | 167,097       | 351,578          | 1,257,369 | 2,973,798   | 158,208   | 540,581       | 5,448,631  |                       |
| CHURCHILL                       | 813,903       | 906,532          | 895,014   | 6,195,834   | 1,813,763 | 2,313,703     | 12,938,748 |                       |
| COLONIAL DOWNS                  | 87,893        | 19,343           | 167,142   | 521,307     | 9,969     | 395,510       | 1,201,164  |                       |
| DELAWARE PK                     | 506,981       | 184,126          | 727,119   | 3,515,738   | 478,107   | 1,524,883     | 6,936,954  |                       |
| DELMAR                          | 208,399       | 0                | 479,164   | 1,993,010   | 22,619    | 1,088,878     | 3,792,069  |                       |
| DELTA DOWNS                     | 108,975       | 171,880          | 121,678   | 2,131,679   | 96,688    | 364,140       | 2,995,040  |                       |
| DERBY FUTURE                    | 1,689         | 7,185            |           | 19,002      | 0         | 16,302        | 44,177     |                       |
| DOVER DOWNS                     | 120,888       | 485,722          | 204,097   | 2,067,331   | 32,534    | 236,091       | 3,146,663  |                       |
| DUBAI                           | 6,030         | 20,125           |           | 101,762     | 0         | 45,834        | 173,751    |                       |
| DUELING DOUBLE                  | 0             | 0                | 25        | 134         | 0         | 5             | 164        |                       |
| DUQUIN                          | 0             | 0                | 6,029     | 0           | 0         | 0             | 6,029      |                       |
| ELLIS PARK                      | 66,797        | 0                | 92,831    | 611,207     | 0         | 365,125       | 1,135,960  |                       |
| EMERALD DOWNS                   | 39,028        | 26,061           | 70,276    | 473,247     | 3,567     | 59,587        | 671,766    |                       |
| EVANGELINE                      | 194,841       | 152,007          | 193,807   | 2,609,648   | 37,161    | 674,417       | 3,861,881  |                       |
| FAIRGROUND                      | 237,198       | 359,071          | 186,579   | 2,471,304   | 11,987    | 1,038,238     | 4,304,377  |                       |
| FAIRMOUNT                       | 0             | 8,921            | 19,598    | 111,449     | 0         | 41,668        | 181,635    |                       |
| FAIRPLEX                        | 30,268        | 0                | 71,222    | 308,215     | 119,483   | 12,317        | 541,505    |                       |
| FINGER LAKES                    | 303,474       | 181,871          | 616,596   | 2,163,950   | 333,779   | 780,941       | 4,380,610  |                       |
| FLAMBORO                        | 0             | 143,544          | 107,015   | 0           | 0         | 0             | 250,559    |                       |
| FORT ERIE RACETRACK             | 55,998        | 14,782           | 95,490    | 401,099     | 64,413    | 146,147       | 777,929    |                       |
| FRASIER DOWNS                   | 0             | 13,682           | 5,998     | 0           | 0         | 0             | 19,680     |                       |
| GEORGIAN DOWNS                  | 0             | 42,399           | 58,758    | 231,508     | 8,812     | 27,194        | 368,671    |                       |
| GOLDEN GATE                     | 184,164       | 269,004          | 311,244   | 2,677,308   | 247,128   | 734,948       | 4,423,795  |                       |
| GULFSTREAM                      | 580,064       | 1,683,608        |           | 6,095,243   | 0         | 2,900,968     | 11,259,883 |                       |
| HARRINGTON                      | 84,342        | 161,906          | 271,202   | 1,155,076   | 44,092    | 64,456        | 1,781,074  |                       |
| HASTINGS PARK RACE              | 0             | 3,542            | 10,962    | 59,255      | 8,902     | 55,312        | 137,973    |                       |
| HAWTHORNE                       | 244,358       | 254,396          | 308,348   | 2,682,206   | 389,913   | 636,481       | 4,515,702  |                       |
| HAZEL PARK                      | 10,397        | 6,794            | 21,917    | 118,233     | 0         | 0             | 157,341    |                       |
| HIALEAH                         | 9,692         | 53,604           | 191       | 179,673     | 0         | 58,760        | 301,920    |                       |
| HOLLYWOOD                       | 475,964       | 296,456          | 706,545   | 5,086,577   | 543,125   | 1,520,814     | 8,629,480  |                       |
| HOOSIER PARK                    | 146,580       | 247,977          | 305,227   | 1,365,862   | 172,898   | 250,863       | 2,489,407  |                       |
| INDIANA DOWNS                   | 59,439        | 129,427          | 516,648   | 2,046,785   | 96,304    | 326,493       | 3,175,095  |                       |
| KEENELAND                       | 308,651       | 315,868          | 350,258   | 2,179,415   | 742,669   | 624,624       | 4,521,485  |                       |
| KENTUCKY                        | 3,253         | 0                | 11,063    | 15,181      | 9,188     | 0             | 38,685     |                       |
| LAUREL                          | 306,885       | 322,371          | 345,154   | 2,524,565   | 462,246   | 850,350       | 4,811,571  |                       |
| LITTLE BROWN JUG                | 791           | 0                | 23,458    | 67,891      | 7,698     | 0             | 99,838     |                       |
| LONE STAR PARK                  | 47,445        | 79,428           | 78,827    | 1,051,206   | 0         | 330,955       | 1,587,861  |                       |
| LOS ALAMITOS                    | 0             | 0                |           | 518,567     | 2,519     | 14,554        | 535,640    |                       |
| LOUISIANA                       | 118,760       | 172,492          | 211,498   | 1,742,639   | 101,683   | 746,961       | 3,094,033  |                       |
| MAYWOOD                         | 59,489        | 123,012          | 142,310   | 1,841,881   | 35,647    | 128,120       | 2,330,459  |                       |
| MEADOWS                         | 158,212       | 395,771          | 562,039   | 2,762,034   | 102,965   | 458,290       | 4,439,311  |                       |
| METRO 6 SHOOTER                 | 659           | 152              | 3,112     | 15,648      | 0         | 188           | 19,759     |                       |
| MOHAWK                          | 106,357       | 70,650           | 442,853   | 2,522,816   | 42,946    | 120,755       | 3,306,377  |                       |
| MONTAINEER                      | 305,295       | 209,650          | 392,606   | 3,616,834   | 133,763   | 395,266       | 5,053,412  |                       |

**NEW JERSEY RACING COMMISSION**  
**SUMMARY OF OUT-OF-STATE SIGNAL RECEIVED BY TRACK**  
2010

| OUT-OF-STATE<br>SIGNAL RECEIVED | ATLANTIC CITY<br>RACING ASSOC. | FREEHOLD RACEWAY    |                     | MEADOWLANDS          |                     | MONMOUTH PARK       |                      | T O T A L<br>RECEIPTS |
|---------------------------------|--------------------------------|---------------------|---------------------|----------------------|---------------------|---------------------|----------------------|-----------------------|
|                                 |                                | A C H I             | F R A               | HARNESS              | T-Bred              | T-Bred              |                      |                       |
| MONTLLO RACEWAY                 | 223,829                        | 708,644             | 1,143,385           | 4,643,690            | 151,595             | 744,640             | 7,615,784            |                       |
| NORTHERN CALIF. FAIR            | 0                              | 0                   | 69,707              | 156,429              | 12,531              | 60,640              | 299,308              |                       |
| NORTHFIELD                      | 285,602                        | 482,632             | 433,569             | 4,579,952            | 80,992              | 289,662             | 6,152,408            |                       |
| NORTHLANDS                      | 0                              | 430                 | 5,052               | 0                    | 0                   | 0                   | 5,482                |                       |
| NORTHVILLE                      | 0                              | 34,985              | 24,692              | 159,357              | 8,558               | 2,973               | 230,566              |                       |
| OAKLAWN                         | 131,932                        | 342,213             |                     | 1,673,034            | 0                   | 593,007             | 2,740,185            |                       |
| OAK TREE @ SANTA                | 2,115                          | 7,949               |                     | 19,827               | 0                   | 10,518              | 40,409               |                       |
| PENN NATIONAL                   | 375,487                        | 256,621             | 291,218             | 3,563,716            | 199,497             | 895,724             | 5,582,262            |                       |
| PHILA PARK                      | 1,018,457                      | 1,148,499           | 1,065,019           | 6,306,106            | 750,513             | 2,961,548           | 13,250,140           |                       |
| PIMLICO                         | 255,966                        | 433,585             |                     | 1,618,493            | 0                   | 846,177             | 3,154,221            |                       |
| PINNACLE DOWNS                  | 0                              | 0                   | 10,032              | 0                    | 0                   | 0                   | 10,032               |                       |
| PLAINRIDGE                      | 0                              | 48,313              | 125,790             | 505,828              | 26,173              | 75,208              | 781,312              |                       |
| POCONO                          | 108,661                        | 180,360             | 341,632             | 1,672,089            | 82,657              | 141,727             | 2,527,126            |                       |
| POMPANO                         | 29,946                         | 94,693              | 60,423              | 648,223              | 6,882               | 52,322              | 892,489              |                       |
| PORTLAND MEADOWS                | 53,374                         | 86,320              | 64,530              | 623,323              | 60,069              | 136,026             | 1,023,642            |                       |
| PRAIRE MEADOWS                  | 0                              | 25,347              | 31,145              | 267,301              | 594                 | 69,654              | 394,040              |                       |
| PREAKNESS DOUBLE                | 1,274                          | 3,499               |                     | 8,502                | 0                   | 3,799               | 17,074               |                       |
| PRESCUE ISLE DOWNS              | 75,201                         | 23,490              | 100,902             | 516,746              | 38,070              | 277,829             | 1,032,238            |                       |
| PRIX D'AMERIQUE                 | 0                              | 0                   |                     | 1,817                | 0                   | 0                   | 1,817                |                       |
| RACEWAY PARK                    | 0                              | 5,884               | 19,896              | 0                    | 0                   | 0                   | 25,780               |                       |
| RED MILE                        | 0                              |                     | 116,260             | 246,355              | 23,523              | 4,999               | 391,136              |                       |
| REMMINGTON                      | 55,406                         | 56,851              | 110,712             | 921,332              | 183,335             | 68,622              | 1,396,258            |                       |
| RETAMA PARK                     | 7,048                          | 0                   | 41,358              | 293,883              | 52,362              | 9,323               | 403,974              |                       |
| RIVERDOWN                       | 4,525                          | 12,134              | 23,245              | 92,710               | 0                   | 52,576              | 185,190              |                       |
| RUNNING ACRES                   | 0                              | 1,863               | 46,572              | 196,497              | 0                   | 9,748               | 254,680              |                       |
| SAM HOUSTON                     | 53,751                         | 165,592             | 7,399               | 1,330,470            | 0                   | 224,558             | 1,781,770            |                       |
| SANTA ANITA                     | 229,365                        | 671,992             | 33,483              | 4,089,765            | 0                   | 1,154,382           | 6,178,987            |                       |
| SARATOGA                        | 585,661                        | 73,978              | 1,802,032           | 6,410,889            | 57,214              | 6,572,415           | 15,502,188           |                       |
| SCIOTO DOWNS                    | 0                              | 3,891               | 7,362               | 0                    | 0                   | 0                   | 11,253               |                       |
| SPORTS CREEK                    | 0                              | 0                   | 290                 | 2,441                | 0                   | 768                 | 3,499                |                       |
| SPECIAL                         | 0                              | 0                   |                     | 0                    | 0                   | 992                 | 992                  |                       |
| SUFFOLK DOWNS                   | 231,809                        | 38,459              | 490,340             | 1,706,753            | 273,280             | 571,612             | 3,312,252            |                       |
| SUNLAND PARK                    | 70,205                         | 241,901             | 51,966              | 1,207,927            | 0                   | 384,182             | 1,956,181            |                       |
| SWEDISH RACING                  | 0                              | 2,217               | 1,893               | 22,034               | 1,504               | 5,046               | 32,694               |                       |
| TAMPA BAY                       | 673,368                        | 1,777,330           | 210,669             | 6,771,480            | 0                   | 3,053,990           | 12,486,837           |                       |
| THISTLEDOWN                     | 183,652                        | 117,913             | 342,082             | 1,635,739            | 221,466             | 530,172             | 3,031,023            |                       |
| TIMINIUM                        | 5,564                          | 0                   | 9,387               | 37,703               | 0                   | 43,599              | 96,253               |                       |
| TIOGA DOWNS                     | 466                            | 21,937              | 89,760              | 305,276              | 5,042               | 67,832              | 490,313              |                       |
| TROPICAL                        | 123,106                        | 52,321              | 331,209             | 1,070,616            | 150,568             | 413,364             | 2,141,185            |                       |
| TURF PARADISE                   | 173,616                        | 340,543             | 217,760             | 2,413,947            | 175,933             | 653,265             | 3,975,064            |                       |
| TURFWAY                         | 226,057                        | 348,509             | 169,902             | 2,389,640            | 158,436             | 771,540             | 4,064,084            |                       |
| VERNON DOWNS                    | 0                              | 9,425               | 46,254              | 114,631              | 4,026               | 15,784              | 190,121              |                       |
| WESTERN FAIR RACEWAY            | 0                              | 150,971             | 37,489              | 687,054              | 11,607              | 124,636             | 1,011,757            |                       |
| WINDSOR                         | 0                              | 73,020              | 35,345              | 375,045              | 7,339               | 26,329              | 517,078              |                       |
| WOODBINE                        | 597,712                        | 621,416             | 833,227             | 7,261,673            | 726,465             | 1,722,201           | 11,762,694           |                       |
| YAVAPAI                         | 0                              | 1,874               | 42,054              | 0                    | 0                   | 0                   | 43,928               |                       |
| YONKERS                         | 295,120                        | 1,226,420           | 1,356,070           | 9,762,290            | 200,677             | 667,368             | 13,507,944           |                       |
| ZIA PARK                        | 33,199                         | 0                   | 75,905              | 208,693              | 61,307              | 21,073              | 400,178              |                       |
| <b>Total 2010</b>               | <b>\$15,512,012</b>            | <b>\$22,770,870</b> | <b>\$25,789,725</b> | <b>\$182,322,314</b> | <b>\$14,600,674</b> | <b>\$60,171,259</b> | <b>\$321,166,854</b> |                       |

## Interstate Simulcasting Handle Received

|                          | 2006                 | 2007                 | 2008                 | 2009                 | 2010                 |
|--------------------------|----------------------|----------------------|----------------------|----------------------|----------------------|
| Atlantic City Harness    | \$45,096,973         | \$47,653,285         | \$36,420,163         | \$29,253,359         | \$22,770,870         |
| Atlantic City Racecourse | 26,197,565           | 21,771,519           | 18,650,775           | 17,221,786           | 15,512,013           |
| Freehold Raceway         | 57,942,447           | 52,377,979           | 42,196,542           | 28,812,714           | 25,789,725           |
| Garden State Park        | 0                    | 0                    | 0                    | 0                    | 0                    |
| Meadowlands Racetrack    | 337,530,702          | 306,020,687          | 254,576,070          | 217,100,847          | 196,922,987          |
| Monmouth Park            | 128,765,538          | 126,544,305          | 104,402,121          | 88,734,805           | 60,171,260           |
| <b>TOTAL</b>             | <b>\$595,533,225</b> | <b>\$554,367,775</b> | <b>\$456,245,671</b> | <b>\$381,123,511</b> | <b>\$321,166,855</b> |

## Statewide On Track Attendance

|                          | <b>2006</b>      | <b>2007</b>      | <b>2008</b>      | <b>2009</b>      | <b>2010</b>      |
|--------------------------|------------------|------------------|------------------|------------------|------------------|
| Atlantic City Harness    | 134,973          | 132,001          | 121,255          | 113,971          | 95,430           |
| Atlantic City Racecourse | 16,344           | 17,239           | 25,485           | 25,673           | 34,817           |
| Freehold Raceway         | 126,948          | 119,641          | 101,316          | 87,264           | 88,572           |
| Meadowlands Racetrack    | 760,349          | 680,402          | 575,673          | 534,267          | 481,503          |
| Monmouth Park            | 712,782          | 755,916          | 676,046          | 650,612          | 527,613          |
| <b>TOTAL</b>             | <b>1,751,396</b> | <b>1,705,199</b> | <b>1,499,775</b> | <b>1,411,787</b> | <b>1,227,935</b> |

| <b>NEW JERSEY RACING COMMISSION</b> |                                   |                                   |                                     |                                    |
|-------------------------------------|-----------------------------------|-----------------------------------|-------------------------------------|------------------------------------|
| <b>2010 CHARITY DAYS REVENUE</b>    |                                   |                                   |                                     |                                    |
| <i>TRACK / DATE</i>                 | <i>BACKSTRECH<br/>BENEVOLENCE</i> | <i>DEVEPMENTALLY<br/>DISABLED</i> | <i>HORSE PARK<br/>OF NEW JERSEY</i> | <i>T O T A L<br/>C H A R I T Y</i> |
| <b><i>A.C. Harness, Inc.</i></b>    |                                   |                                   |                                     |                                    |
| <i>27-Mar-10</i>                    | 789.83                            |                                   |                                     | 789.83                             |
| <i>24-Apr-10</i>                    |                                   |                                   | 782.46                              | 782.46                             |
| <i>01-May-10</i>                    |                                   | 1,206.15                          |                                     | 1,206.15                           |
| <i>15-May-10</i>                    |                                   | 1,016.56                          |                                     | 1,016.56                           |
| <i>05-Jun-10</i>                    |                                   | 784.13                            |                                     | 784.13                             |
| <b><i>SUB-TOTAL</i></b>             | <b>789.83</b>                     | <b>3,006.84</b>                   | <b>782.46</b>                       | <b>4,579.13</b>                    |
| <b><i>Atlantic City Racing</i></b>  |                                   |                                   |                                     |                                    |
| <i>18-Apr-10</i>                    |                                   | 968.74                            |                                     | 968.74                             |
| <i>19-Apr-10</i>                    |                                   |                                   | 819.99                              | 819.99                             |
| <i>22-Apr-10</i>                    |                                   | 957.05                            |                                     | 957.05                             |
| <i>23-Apr-10</i>                    |                                   | 996.40                            |                                     | 996.40                             |
| <i>24-Apr-10</i>                    | 1,244.46                          |                                   |                                     | 1,244.46                           |
| <b><i>SUB-TOTAL</i></b>             | <b>1,244.46</b>                   | <b>2,922.19</b>                   | <b>819.99</b>                       | <b>4,986.64</b>                    |
| <b><i>Freehold Raceway</i></b>      |                                   |                                   |                                     |                                    |
| <i>14-Aug-10</i>                    | 812.46                            |                                   |                                     | 812.46                             |
| <i>06-Sep-10</i>                    |                                   |                                   | 950.40                              | 950.40                             |
| <i>25-Sep-10</i>                    |                                   | 737.09                            |                                     | 737.09                             |
| <i>09-Oct-10</i>                    |                                   | 743.19                            |                                     | 743.19                             |
| <i>23-Oct-10</i>                    |                                   | 648.49                            |                                     | 648.49                             |
| <b><i>SUB-TOTAL</i></b>             | <b>812.46</b>                     | <b>2,128.77</b>                   | <b>950.40</b>                       | <b>3,891.63</b>                    |
| <b><i>Meadowlands (H)</i></b>       |                                   |                                   |                                     |                                    |
| <i>01-May-10</i>                    | 2,777.63                          |                                   |                                     | 2,777.63                           |
| <i>15-May-10</i>                    |                                   |                                   | 2,594.34                            | 2,594.34                           |
| <i>12-Jun-10</i>                    |                                   | 2,560.52                          |                                     | 2,560.52                           |
| <i>17-Jul-10</i>                    |                                   | 4,335.38                          |                                     | 4,335.38                           |
| <i>07-Aug-10</i>                    |                                   | 9,768.72                          |                                     | 9,768.72                           |
| <b><i>SUB-TOTAL</i></b>             | <b>2,777.63</b>                   | <b>16,664.62</b>                  | <b>2,594.34</b>                     | <b>22,036.59</b>                   |
| <b><i>Meadowlands (T)</i></b>       |                                   |                                   |                                     |                                    |
| <i>02-Oct-10</i>                    | 2,742.76                          |                                   |                                     | 2,742.76                           |
| <i>16-Oct-10</i>                    |                                   |                                   | 567.53                              | 567.53                             |
| <i>23-Oct-10</i>                    |                                   | 1,950.89                          |                                     | 1,950.89                           |
| <i>30-Oct-10</i>                    |                                   | 1,925.72                          |                                     | 1,925.72                           |
| <i>06-Nov-10</i>                    |                                   | 2,455.29                          |                                     | 2,455.29                           |
| <b><i>SUB-TOTAL</i></b>             | <b>2,742.76</b>                   | <b>6,331.90</b>                   | <b>567.53</b>                       | <b>9,642.19</b>                    |
| <b><i>Monmouth Park</i></b>         |                                   |                                   |                                     |                                    |
| <i>22-May-10</i>                    |                                   | 7,848.25                          |                                     | 7,848.25                           |
| <i>31-May-10</i>                    |                                   |                                   | 4,896.97                            | 4,896.97                           |
| <i>04-Jul-10</i>                    |                                   | 4,089.50                          |                                     | 4,089.50                           |
| <i>01-Aug-10</i>                    | 18,303.32                         |                                   |                                     | 18,303.32                          |
| <i>18-Sep-10</i>                    |                                   | 4,066.67                          |                                     | 4,066.67                           |
| <b><i>SUB-TOTAL</i></b>             | <b>18,303.32</b>                  | <b>16,004.42</b>                  | <b>4,896.97</b>                     | <b>39,204.71</b>                   |
| <b>CHARITY thru 10/31</b>           | <b>26,670.46</b>                  | <b>47,058.74</b>                  | <b>10,611.69</b>                    | <b>84,340.89</b>                   |

New Jersey Racing Commission  
 Summary of Pari-Mutuel Activity  
 Atlantic City Casinos  
 1/1/10 through 12/31/10

| Host Track                           | Showboat | Trump<br>Taj Mahal | Caesar's | Bally's<br>Park Place | Harrah's | Tropicana | Borgata   | Hub Total |
|--------------------------------------|----------|--------------------|----------|-----------------------|----------|-----------|-----------|-----------|
| <b>New Jersey Signals Received</b>   |          |                    |          |                       |          |           |           |           |
| ACRA                                 | 4,103    | 5,876              | 9,557    | 15,234                | 5,448    | 0         | 26,139    | 66,357    |
| Atlantic City Harness, Inc.          | 37,453   | 73,234             | 59,319   | 103,069               | 61,547   | 2,169     | 144,898   | 481,689   |
| Freehold                             | 34,817   | 68,896             | 47,703   | 59,159                | 47,870   | 0         | 114,124   | 372,569   |
| Meadowlands - Harness                | 203,983  | 410,837            | 270,318  | 373,390               | 283,015  | 11,530    | 986,964   | 2,540,037 |
| Meadowlands - Thoroughbred           | 57,532   | 74,177             | 104,429  | 112,889               | 82,844   | 0         | 328,932   | 760,802   |
| Monmouth Park - Thoroughbred         | 179,454  | 240,510            | 390,527  | 424,612               | 273,751  | 0         | 1,469,502 | 2,978,356 |
| Total N.J. Signals Received          | 517,342  | 873,530            | 881,853  | 1,088,353             | 754,474  | 13,699    | 3,070,559 | 7,199,809 |
| <b>Out-of-State Signals Received</b> |          |                    |          |                       |          |           |           |           |
| Arlington                            | 91,089   | 88,005             | 163,625  | 139,341               | 91,424   | 0         | 425,263   | 998,746   |
| Aqueduct                             | 409,454  | 588,658            | 642,785  | 881,093               | 527,403  | 0         | 2,038,036 | 5,087,429 |
| Balmoral                             | 64,757   | 150,581            | 67,094   | 211,433               | 95,748   | 0         | 329,914   | 919,527   |
| Belmont                              | 449,959  | 657,307            | 877,953  | 903,898               | 601,189  | 0         | 2,473,043 | 5,963,349 |
| Beulah                               | 62,281   | 68,128             | 93,067   | 131,070               | 50,715   | 0         | 200,465   | 605,726   |
| Calder                               | 101,167  | 115,396            | 195,117  | 193,203               | 115,985  | 0         | 530,069   | 1,250,936 |
| Cal-Expo                             | 0        | 0                  | 0        | 0                     | 15,755   | 0         | 159,152   | 174,907   |
| Canterbury                           | 0        | 11,247             | 15,213   | 12,395                | 4,925    | 0         | 35,931    | 79,711    |
| Charlestown                          | 133,825  | 194,316            | 195,000  | 270,020               | 130,147  | 0         | 614,358   | 1,537,666 |
| Chester Downs                        | 77,111   | 140,999            | 136,088  | 137,145               | 92,908   | 0         | 261,387   | 845,638   |
| Churchill Downs                      | 219,485  | 248,555            | 439,142  | 488,526               | 298,349  | 0         | 1,595,976 | 3,290,033 |
| Colonial Downs                       | 20,392   | 32,807             | 37,717   | 50,976                | 18,028   | 0         | 119,475   | 279,395   |
| Del Mar                              | 64,505   | 125,603            | 97,270   | 132,129               | 93,142   | 0         | 439,710   | 952,359   |
| Delaware Park                        | 161,766  | 182,867            | 239,436  | 283,329               | 139,416  | 0         | 643,397   | 1,650,211 |
| Delta Downs                          | 12,849   | 65,671             | 67,374   | 103,134               | 42,988   | 5,842     | 225,075   | 522,933   |
| Dover Downs                          | 68,917   | 109,117            | 93,690   | 163,707               | 75,432   | 0         | 254,525   | 765,388   |
| Ellis Park                           | 15,837   | 18,127             | 30,624   | 35,644                | 17,898   | 0         | 64,814    | 182,943   |
| Emerald Downs                        | 727      | 33,699             | 18,861   | 54,964                | 29,854   | 0         | 110,610   | 248,715   |
| Evangeline                           | 2        | 22                 | 2        | 12                    | 9        | 0         | 49        | 96        |
| Fair Grounds                         | 79,112   | 93,810             | 154,594  | 177,190               | 120,481  | 0         | 532,951   | 1,158,138 |
| Fairplex                             | 11,004   | 17,799             | 14,639   | 19,676                | 6,712    | 0         | 47,082    | 116,911   |
| Finger Lakes                         | 111,606  | 126,144            | 200,712  | 213,050               | 95,572   | 0         | 421,639   | 1,168,722 |
| Golden Gate                          | 145,252  | 153,398            | 193,541  | 214,906               | 96,717   | 0         | 429,460   | 1,233,274 |
| Gulfstream                           | 228,964  | 298,753            | 427,218  | 528,899               | 281,121  | 0         | 1,440,604 | 3,205,559 |
| Harrington Raceway                   | 26,889   | 62,274             | 64,495   | 87,094                | 46,901   | 0         | 146,412   | 434,066   |
| Hawthorne T                          | 79,424   | 97,444             | 141,490  | 165,587               | 73,672   | 0         | 301,200   | 858,817   |
| Hazel Park                           | 0        | 13,905             | 14,033   | 22,239                | 12,296   | 0         | 29,742    | 92,215    |
| Hialeah                              | 976      | 7,894              | 12,885   | 12,378                | 6,743    | 0         | 13,728    | 54,604    |
| Hollywood                            | 146,765  | 167,119            | 195,336  | 279,576               | 196,398  | 0         | 947,925   | 1,933,120 |
| Hoosier Park S                       | 0        | 27,201             | 36,910   | 56,810                | 16,348   | 0         | 54,051    | 191,320   |
| Hoosier Park T                       | 8,220    | 29,829             | 48,642   | 45,931                | 15,387   | 0         | 80,521    | 228,530   |
| Keeneland                            | 59,837   | 70,922             | 144,061  | 139,228               | 75,154   | 0         | 422,073   | 911,275   |
| Kentucky Downs                       | 350      | 1,134              | 1,874    | 2,960                 | 936      | 0         | 9,025     | 16,279    |
| Laurel                               | 93,096   | 113,852            | 178,426  | 189,462               | 118,749  | 0         | 433,138   | 1,126,723 |
| Little Brown Jug                     | 0        | 852                | 1,035    | 9                     | 1,363    | 0         | 1,370     | 4,629     |
| Lone Star Park                       | 5,861    | 34,191             | 53,248   | 52,492                | 21,579   | 0         | 127,654   | 295,025   |
| Los Alamitos                         | 0        | 0                  | 0        | 0                     | 27,127   | 0         | 201,074   | 228,201   |
| Louisiana Downs                      | 69,044   | 73,630             | 124,657  | 126,436               | 48,391   | 0         | 235,035   | 677,194   |
| Maywood                              | 14,754   | 86,415             | 53,185   | 98,794                | 54,798   | 0         | 183,409   | 491,355   |
| Meadows                              | 75,604   | 123,020            | 132,972  | 150,169               | 79,633   | 0         | 229,090   | 790,488   |
| Metro 6 Shooter                      | 0        | 42                 | 0        | 12                    | 128      | 0         | 216       | 398       |
| Monticello Raceway H                 | 97,367   | 153,289            | 167,467  | 217,488               | 91,351   | 3,151     | 285,620   | 1,015,733 |
| Mountaineer                          | 152,151  | 198,164            | 160,645  | 320,291               | 191,614  | 0         | 593,970   | 1,616,835 |
| Northfield                           | 134,553  | 254,575            | 169,015  | 385,523               | 172,386  | 0         | 515,990   | 1,632,042 |

New Jersey Racing Commission  
 Summary of Pari-Mutuel Activity  
 Atlantic City Casinos  
 1/1/10 through 12/31/10

| Host Track                          | Trump     |           |            | Bally's    |           |           | Borgata    | Hub Total  |
|-------------------------------------|-----------|-----------|------------|------------|-----------|-----------|------------|------------|
|                                     | Showboat  | Taj Mahal | Caesar's   | Park Place | Harrah's  | Tropicana |            |            |
| Oaklawn                             | 42,938    | 54,332    | 92,082     | 96,270     | 61,080    | 0         | 261,811    | 608,513    |
| Penn National                       | 137,523   | 165,267   | 178,414    | 255,895    | 140,292   | 0         | 631,507    | 1,508,897  |
| Philadelphia Park                   | 278,580   | 302,029   | 456,710    | 619,425    | 289,974   | 0         | 1,073,587  | 3,020,305  |
| Pimlico                             | 48,122    | 61,818    | 114,948    | 103,071    | 67,009    | 0         | 304,605    | 699,573    |
| Pinnacle Downs                      | 1,618     | 6,704     | 12,857     | 9,736      | 6,308     | 0         | 11,158     | 48,381     |
| Pocono Downs                        | 46,434    | 65,698    | 78,576     | 100,605    | 64,688    | 0         | 184,424    | 540,425    |
| Pompano                             | 14,938    | 30,389    | 28,454     | 34,301     | 23,061    | 2,165     | 59,463     | 192,771    |
| Portland Meadows                    | 10,259    | 41,075    | 44,666     | 63,564     | 28,221    | 0         | 107,743    | 295,528    |
| Presque Isle Downs                  | 34,801    | 50,652    | 60,534     | 74,351     | 38,274    | 0         | 179,550    | 438,162    |
| Raceway Park Ohio                   | 733       | 7,129     | 1,013      | 7,650      | 4,241     | 0         | 11,898     | 32,664     |
| Remington Park                      | 15,867    | 46,518    | 46,847     | 90,491     | 30,044    | 0         | 120,857    | 350,624    |
| Retama Park                         | 1,875     | 6,833     | 7,080      | 9,335      | 3,882     | 0         | 23,913     | 52,918     |
| Riverdowns                          | 7,147     | 10,188    | 8,883      | 14,493     | 2,721     | 0         | 9,816      | 53,247     |
| Running Acres                       | 0         | 8,980     | 5,594      | 14,076     | 5,924     | 0         | 18,263     | 52,837     |
| Sam Houston                         | 0         | 56,212    | 46,527     | 61,961     | 41,677    | 4,756     | 160,394    | 371,526    |
| Santa Anita                         | 159,446   | 221,916   | 202,114    | 250,383    | 140,055   | 0         | 834,079    | 1,807,992  |
| Saratoga                            | 243,405   | 343,146   | 464,581    | 484,840    | 317,627   | 0         | 1,495,940  | 3,349,539  |
| Scoto Downs                         | 0         | 4,281     | 5,660      | 8,548      | 2,967     | 0         | 10,477     | 31,933     |
| Suffolk                             | 72,475    | 85,466    | 129,886    | 130,798    | 65,442    | 0         | 262,078    | 746,144    |
| Tampa Bay Downs                     | 163,882   | 200,596   | 317,747    | 413,427    | 217,861   | 0         | 967,477    | 2,280,991  |
| Thistledown                         | 62,011    | 95,897    | 115,281    | 128,095    | 61,964    | 0         | 218,549    | 681,797    |
| Timonium                            | 781       | 2,021     | 2,633      | 1,668      | 891       | 0         | 4,967      | 12,961     |
| Tioga Downs                         | 0         | 4,287     | 3,764      | 6,117      | 2,665     | 0         | 12,437     | 29,270     |
| Tropical                            | 38,239    | 44,653    | 70,608     | 76,130     | 74,735    | 10,355    | 201,863    | 516,583    |
| Turf Paradise                       | 95,053    | 109,494   | 141,763    | 191,419    | 77,360    | 9,064     | 323,518    | 947,671    |
| Turfway                             | 61,045    | 83,680    | 110,428    | 136,003    | 86,157    | 10,173    | 297,644    | 785,130    |
| Vernon Downs                        | 1,939     | 7,879     | 9,339      | 8,535      | 4,767     | 0         | 13,918     | 46,377     |
| Yonkers                             | 193,105   | 383,683   | 309,360    | 410,503    | 286,019   | 0         | 891,712    | 2,474,382  |
| Zia Park                            | 10,726    | 14,160    | 19,944     | 20,555     | 12,848    | 0         | 30,644     | 108,877    |
| Total Out-of-State Signals Received | 5,237,894 | 7,551,744 | 9,187,431  | 11,520,461 | 6,451,624 | 45,506    | 26,928,516 | 66,923,177 |
|                                     |           |           |            |            |           |           | 0          |            |
| Total Pari-Mutuel Activity          | 5,755,236 | 8,425,274 | 10,069,284 | 12,608,814 | 7,206,098 | 59,205    | 29,999,075 | 74,122,986 |

New Jersey Racing Commission  
 Pari-Mutuel Takeout  
 Atlantic City Casinos  
 In-State Simulcasting  
 1/1/10 through 12/31/10

|                                   | Showboat       | Trump<br>Taj Mahal | Caesar's       | Bally's<br>Park Place | Harrah's       | Tropicana     | Borgata          | Hub Total        |
|-----------------------------------|----------------|--------------------|----------------|-----------------------|----------------|---------------|------------------|------------------|
| Racing Days                       |                |                    |                |                       |                |               |                  |                  |
| Casino Simulcasting Fund          | 2,588          | 4,369              | 4,410          | 5,442                 | 3,773          | 69            | 15,354           | 36,004           |
| Casino - Placement of Signal      | 0              | 0                  | 0              | 0                     | 0              | 0             | 0                | 0                |
| A.C.R.A. Contingency Fund - State | 0              | 0                  | 0              | 0                     | 0              | 0             | 0                | 0                |
| Casino Share                      | 50,789         | 84,026             | 85,362         | 106,948               | 73,125         | 1,347         | 303,868          | 705,464          |
| Special Trust - Harness           |                |                    |                |                       |                |               |                  |                  |
| Sire Stakes                       | 734            | 1,465              | 1,007          | 1,443                 | 1,056          | 35            | 3,316            | 9,057            |
| Track Purses                      | 596            | 1,192              | 814            | 1,162                 | 855            | 29            | 2,733            | 7,382            |
| Breeder & Stallion Awards         | 78             | 157                | 107            | 153                   | 113            | 4             | 359              | 971              |
| Special Trust - Thoroughbred      |                |                    |                |                       |                |               |                  |                  |
| Thoroughbred Breeders             | 1,178          | 1,553              | 2,480          | 2,684                 | 1,748          | 0             | 8,945            | 18,589           |
| Breeding & Development            |                |                    |                |                       |                |               |                  |                  |
| Harness                           | 85             | 169                | 116            | 165                   | 121            | 4             | 385              | 1,045            |
| Thoroughbred                      | 71             | 93                 | 149            | 161                   | 105            | 0             | 537              | 1,115            |
| Purse Allocation                  |                |                    |                |                       |                |               |                  |                  |
| In State                          | 23,442         | 38,722             | 39,577         | 49,525                | 33,665         | 627           | 138,622          | 324,181          |
| Out of State                      |                |                    |                |                       |                |               |                  |                  |
| Track Share Allocation            |                |                    |                |                       |                |               |                  |                  |
| In State                          | 23,262         | 38,671             | 39,430         | 49,704                | 33,721         | 627           | 139,013          | 324,429          |
| Out of State                      | 0              | 0                  | 0              | 0                     | 0              | 0             | 0                | 0                |
| Casino Simulcasting Special Fund  | 0              | 0                  | 0              | 0                     | 0              | 0             | 0                | 0                |
| Total Commissions                 | 102,823        | 170,418            | 173,453        | 217,387               | 148,282        | 2,743         | 613,131          | 1,428,238        |
| Breakage                          | 2,964          | 5,790              | 5,660          | 6,352                 | 4,042          | 62            | 15,503           | 40,373           |
| Total Amount Distributed          | 105,787        | 176,209            | 179,113        | 223,739               | 152,325        | 2,805         | 628,634          | 839,977          |
| Amount Returned to Patron         | 411,555        | 697,321            | 702,740        | 864,614               | 602,149        | 10,894        | 2,441,926        | 5,731,198        |
| Total Pari-Mutuel Handle          | <u>517,342</u> | <u>873,530</u>     | <u>881,853</u> | <u>1,088,353</u>      | <u>754,474</u> | <u>13,699</u> | <u>3,070,560</u> | <u>7,199,809</u> |

New Jersey Racing Commission  
 Pari-Mutuel Takeout  
 Atlantic City Casinos  
 Out-of-State Simulcasting  
 1/1/10 through 12/31/10

| Racing Days                       | Showboat  | Trump<br>Taj Mahal | Caesar's  | Bally's<br>Park Place | Harrah's  | Tropicana | Borgata    | Hub Total  |
|-----------------------------------|-----------|--------------------|-----------|-----------------------|-----------|-----------|------------|------------|
| Casino Simulcasting Fund          | 26,203    | 37,775             | 45,952    | 57,610                | 32,268    | 228       | 134,657    | 334,693    |
| Casino - Placement of Signal      | 161,613   | 232,081            | 285,858   | 355,391               | 200,717   | 1,365     | 839,159    | 2,076,183  |
| A.C.R.A. Contingency Fund - State |           |                    |           |                       |           |           |            |            |
| Casino Share                      | 442,872   | 623,517            | 757,637   | 969,896               | 530,005   | 4,223     | 2,261,470  | 5,589,619  |
| Sire Stakes                       | 7,425     | 10,705             | 13,023    | 16,330                | 9,145     | 65        | 38,171     | 94,864     |
| Track Purses                      | 4,989     | 7,192              | 8,751     | 10,973                | 6,145     | 43        | 25,649     | 63,743     |
| Breeder & Stallion Awards         | 681       | 982                | 1,194     | 1,498                 | 838       | 6         | 3,501      | 8,700      |
| Special Trust - Thoroughbred      |           |                    |           |                       |           |           |            |            |
| Thoroughbred Breeders             | 13,102    | 18,887             | 22,976    | 28,805                | 16,134    | 114       | 67,329     | 167,348    |
| Breeding & Development            |           |                    |           |                       |           |           |            |            |
| Harness                           | 786       | 1,132              | 1,378     | 1,728                 | 967       | 7         | 4,039      | 10,038     |
| Thoroughbred                      | 786       | 1,132              | 1,378     | 1,728                 | 967       | 7         | 4,039      | 10,038     |
| Purse Allocation                  |           |                    |           |                       |           |           |            |            |
| In State                          | 0         | 0                  | 0         | 0                     | 0         | 0         | 0          | 0          |
| Out of State                      | 178,483   | 250,886            | 304,829   | 390,785               | 213,183   | 1,712     | 911,044    | 2,250,923  |
| Track Share allocation            |           |                    |           |                       |           |           |            |            |
| In State                          | 0         | 0                  | 0         | 0                     | 0         | 0         | 0          | 0          |
| Out of State                      | 178,483   | 250,885            | 304,828   | 390,784               | 213,182   | 1,712     | 911,043    | 2,250,918  |
| Casino Simulcasting Special Fund  | 58,111    | 81,684             | 99,247    | 127,233               | 69,409    | 557       | 296,620    | 732,861    |
| Total Commissions                 | 1,073,533 | 1,516,858          | 1,847,054 | 2,352,761             | 1,292,963 | 10,039    | 5,496,722  | 13,589,928 |
| Breakage                          | 28,108    | 43,264             | 52,137    | 61,042                | 34,084    | 156       | 123,747    | 342,537    |
| Total Amount Distributed          | 1,101,640 | 1,560,121          | 1,899,191 | 2,413,802             | 1,327,047 | 10,195    | 5,620,469  | 14,561,100 |
| Amount Returned to Patron         | 4,136,254 | 5,991,623          | 7,288,240 | 9,106,657             | 5,124,577 | 35,311    | 21,308,047 | 52,990,709 |
| Total Pari-Mutuel Handle          | 5,237,894 | 7,551,744          | 9,187,431 | 11,520,460            | 6,451,624 | 45,506    | 26,928,516 | 66,923,175 |

You're viewing an archived copy from the New Jersey State Library.

New Jersey Racing Commission  
Pari-Mutuel Takeout  
Atlantic City Casinos  
In-State & Out-of-State Simulcasting  
1/1/10 through 12/31/10

| Racing Days                       | Showboat  | Trump<br>Taj Mahal | Caesar's   | Bally's<br>Park Place | Harrah's  | Tropicana | Borgata    | Hub Total  |
|-----------------------------------|-----------|--------------------|------------|-----------------------|-----------|-----------|------------|------------|
| Casino Simulcasting Fund          | 28,791    | 42,143             | 50,363     | 63,052                | 36,041    | 296       | 150,011    | 370,697    |
| Casino - Placement of Signal      | 161,613   | 232,081            | 285,858    | 355,391               | 200,717   | 1,365     | 839,159    | 2,076,183  |
| A.C.R.A. Contingency Fund - State |           |                    |            |                       |           |           |            |            |
| Casino Share                      | 493,661   | 707,543            | 842,999    | 1,076,843             | 603,130   | 5,570     | 2,565,338  | 6,295,084  |
| Special Trust - Harness           |           |                    |            |                       |           |           |            |            |
| Sire Stakes                       | 8,159     | 12,170             | 14,031     | 17,773                | 10,202    | 100       | 41,488     | 103,922    |
| Track Purses                      | 5,585     | 8,385              | 9,565      | 12,135                | 7,001     | 73        | 28,382     | 71,125     |
| Breeder & Stallion Awards         | 760       | 1,139              | 1,301      | 1,651                 | 951       | 10        | 3,859      | 9,671      |
| Special Trust - Thoroughbred      |           |                    |            |                       |           |           |            |            |
| Thoroughbred Breeders             | 14,280    | 20,441             | 25,457     | 31,489                | 17,883    | 114       | 76,274     | 185,936    |
| Breeding & Development            |           |                    |            |                       |           |           |            |            |
| Harness                           | 870       | 1,301              | 1,494      | 1,893                 | 1,089     | 11        | 4,424      | 11,083     |
| Thoroughbred                      | 857       | 1,226              | 1,527      | 1,889                 | 1,072     | 7         | 4,576      | 11,153     |
| Purse Allocation                  |           |                    |            |                       |           |           |            |            |
| In State                          | 23,442    | 38,722             | 39,577     | 49,525                | 33,665    | 627       | 138,622    | 324,181    |
| Out of State                      | 178,483   | 250,886            | 304,829    | 390,785               | 213,183   | 1,712     | 911,044    | 2,250,923  |
| Track Share allocation            |           |                    |            |                       |           |           |            |            |
| In State                          | 23,262    | 38,671             | 39,430     | 49,704                | 33,721    | 627       | 139,013    | 324,429    |
| Out of State                      | 178,483   | 250,885            | 304,828    | 390,784               | 213,182   | 1,712     | 911,043    | 2,250,918  |
| Casino Simulcasting Special Fund  | 58,111    | 81,684             | 99,247     | 127,233               | 69,409    | 557       | 296,620    | 732,861    |
| Total Commissions                 | 1,176,356 | 1,687,276          | 2,020,507  | 2,570,147             | 1,441,245 | 12,782    | 6,109,853  | 15,018,166 |
| Breakage                          |           |                    |            |                       |           |           |            |            |
| Total Amount Distributed          | 31,071    | 49,054             | 57,798     | 67,394                | 38,127    | 218       | 139,250    | 382,911    |
|                                   | 1,207,427 | 1,736,330          | 2,078,304  | 2,637,541             | 1,479,372 | 13,000    | 6,249,103  | 15,401,077 |
| Amount Returned to Patron         |           |                    |            |                       |           |           |            |            |
| Total Pari-Mutuel Handle          | 4,547,809 | 6,688,944          | 7,990,980  | 9,971,271             | 5,726,726 | 46,205    | 23,749,972 | 58,721,907 |
|                                   | 5,755,236 | 8,425,274          | 10,069,284 | 12,608,812            | 7,206,098 | 59,205    | 29,999,075 | 74,122,984 |

**New Jersey Racing Commission**  
 You're viewing an archived copy from the New Jersey State Library.  
**Account Wagering**  
**Out State**  
**01/01/10 through 12/31/10**

|  | Internet                    | Phone                      | OTW Facilities               | Total                        |
|--|-----------------------------|----------------------------|------------------------------|------------------------------|
| MDLS for Thoroughbred Overnight Purses and for programs to aid the Thoroughbred Horsemen | 728,804.22                  | 69,233.83                  | 1,443,972.04                 | 2,242,010.09                 |
| MP for Thoroughbred Overnight Purses and for programs to aid the Thoroughbred Horsemen   | 1,805,565.39                | 171,522.34                 | 3,577,347.47                 | 5,554,435.20                 |
| ACRA for Thoroughbred Overnight Purses and for programs to aid the Thoroughbred Horsemen | 45,554.84                   | 4,327.55                   | 90,257.33                    | 140,139.72                   |
| MDLS for Standardbred Overnight Purses and for programs to aid the Standardbred Horsemen | 1,140,751.15                | 108,367.33                 | 2,260,158.10                 | 3,509,276.58                 |
| FRA for Standardbred Overnight Purses and for programs to aid the Standardbred Horsemen  | 248,438.94                  | 23,600.83                  | 492,229.43                   | 764,269.20                   |
| Standardbred Breeders and Owners Association (SBOA) for Standardbred Health & Welfare    | 12,079.91                   | 1,147.55                   | 23,933.80                    | 37,161.26                    |
| Thoroughbred Breeders and Stallions (TBA)  | 210,880.78                  | 20,032.93                  | 417,815.85                   | 648,729.56                   |
| Thoroughbred Backstretch Benevolency   | 6,730.24                    | 639.35                     | 13,334.55                    | 20,704.14                    |
| Thoroughbred Breeding and Development  | 6,730.24                    | 639.35                     | 13,334.55                    | 20,704.14                    |
| Sire Stakes  | 90,599.35                   | 8,606.62                   | 179,503.53                   | 278,709.50                   |
| Standardbred Breeders and Stallions  | 9,663.93                    | 918.04                     | 19,147.04                    | 29,729.01                    |
| Standardbred Backstretch Benevolency   | 4,227.97                    | 401.64                     | 8,376.83                     | 13,006.44                    |
| Standardbred Breeding and Development  | 4,227.98                    | 401.64                     | 8,376.83                     | 13,006.45                    |
| <b>Total New Jersey Racing Industry Special Fund</b>                                     | <b><u>4,314,254.94</u></b>  | <b><u>409,839.00</u></b>   | <b><u>8,547,787.35</u></b>   | <b><u>13,271,881.29</u></b>  |
| Breakage   | 276,244.40                  | 40,066.50                  | 465,845.93                   | 782,156.83                   |
| Amount Returned to Patrons   | 52,156,830.27               | 5,448,662.76               | 98,350,568.46                | 155,956,061.49               |
| State Settlement   | 451.72                      | 148.21                     | 3,183.81                     | 3,783.74                     |
| Cost of Signal   | 2,787,733.60                | 297,346.46                 | 4,616,556.11                 | 7,701,636.17                 |
| Account Wagering Licensee  | 6,471,382.62                | 614,757.74                 | 12,821,682.58                | 19,907,822.94                |
| <b>Total Pari-Mutuel Handle</b>  | <b><u>66,006,897.55</u></b> | <b><u>6,810,825.40</u></b> | <b><u>124,806,923.30</u></b> | <b><u>197,624,646.25</u></b> |

**New Jersey Racing Commission**  
 You're viewing an archived copy from the New Jersey State Library.  
**Account Wagering**  
**In State**  
**01/01/10 through 12/31/10**

|                                 | <u>Internet</u>             | <u>Phone</u>               | <u>OTW Facilities</u>       | <u>Total</u>                |
|---------------------------------|-----------------------------|----------------------------|-----------------------------|-----------------------------|
| Purse Share:                    |                             |                            |                             |                             |
| Thoroughbred                    | 322,306.89                  | 41,397.01                  | 431,056.89                  | 794,760.79                  |
| Standardbred                    | 454,775.83                  | 60,220.72                  | 678,821.02                  | 1,193,817.57                |
| Breeder & Development:          |                             |                            |                             |                             |
| Thoroughbred                    | 1,074.34                    | 137.99                     | 1,436.91                    | 2,649.24                    |
| Standardbred                    | 1,453.68                    | 192.44                     | 2,171.22                    | 3,817.34                    |
| Sire Stakes Programs            | 24,920.13                   | 3,273.57                   | 37,681.78                   | 65,875.48                   |
| TBA                             | 35,453.79                   | 4,553.69                   | 47,416.32                   | 87,423.80                   |
| SBOA Health Benefits            | 4,360.96                    | 577.18                     | 6,513.63                    | 11,451.77                   |
| Backstretch Benevolence         | 2,528.02                    | 330.43                     | 3,608.13                    | 6,466.58                    |
| Breakage                        | 62,917.90                   | 10,873.45                  | 85,792.90                   | 159,584.25                  |
| Amount Returned to Patrons      | 10,102,623.98               | 1,326,399.48               | 14,345,195.64               | 25,774,219.10               |
| State Settlement                | 0.00                        | 0.00                       | 0.00                        | 0.00                        |
| Cost of Signal                  | 0.00                        | 0.00                       | 0.00                        | 0.00                        |
| Account Wagering Licensee       | 1,627,485.48                | 204,035.87                 | 2,401,987.52                | 4,233,508.87                |
| <b>Total Pari-Mutuel Handle</b> | <u><u>12,639,901.00</u></u> | <u><u>1,651,987.10</u></u> | <u><u>18,040,382.90</u></u> | <u><u>32,332,271.00</u></u> |

**New Jersey Racing Commission**  
 You're viewing an archived copy from the New Jersey State Library.  
**Account Wagering**  
**In & Out of State**  
**01/01/10 through 12/31/10**

|  | Internet             | Phone               | OTW Facilities        | Total                 |
|--|----------------------|---------------------|-----------------------|-----------------------|
| MDLS for Thoroughbred Overnight Purses and for programs to aid the Thoroughbred Horsemen | 728,804.22           | 69,233.83           | 1,443,972.04          | 2,242,010.09          |
| MP for Thoroughbred Overnight Purses and for programs to aid the Thoroughbred Horsemen   | 1,805,565.39         | 171,522.34          | 3,577,347.47          | 5,554,435.20          |
| ACRA for Thoroughbred Overnight Purses and for programs to aid the Thoroughbred Horsemen | 45,554.84            | 4,327.55            | 90,257.33             | 140,139.72            |
| MDLS for Standardbred Overnight Purses and for programs to aid the Standardbred Horsemen | 1,140,751.15         | 108,367.33          | 2,260,158.10          | 3,509,276.58          |
| FRA for Standardbred Overnight Purses and for programs to aid the Standardbred Horsemen  | 248,438.94           | 23,600.83           | 492,229.43            | 764,269.20            |
| Standardbred Breeders and Owners Association (SBOA) for Standardbred Health & Welfare    | 12,079.91            | 1,147.55            | 23,933.80             | 37,161.26             |
| Thoroughbred Breeders and Stallions (TBA)  | 210,880.78           | 20,032.93           | 417,815.85            | 648,729.56            |
| Thoroughbred Backstretch Benevolency   | 6,730.24             | 639.35              | 13,334.55             | 20,704.14             |
| Thoroughbred Breeding and Development  | 6,730.24             | 639.35              | 13,334.55             | 20,704.14             |
| Sire Stakes  | 90,599.35            | 8,606.62            | 179,503.53            | 278,709.50            |
| Standardbred Breeders and Stallions  | 9,663.93             | 918.04              | 19,147.04             | 29,729.01             |
| Standardbred Backstretch Benevolency   | 4,227.97             | 401.64              | 8,376.83              | 13,006.44             |
| Standardbred Breeding and Development  | 4,227.98             | 401.64              | 8,376.83              | 13,006.45             |
| Total New Jersey Racing Industry Special Fund  | 4,314,254.94         | 409,839.00          | 8,547,787.35          | 13,271,881.29         |
| Purse Share:   |                      |                     |                       |                       |
| Thoroughbred   | 322,306.89           | 41,397.01           | 431,056.89            | 794,760.79            |
| Standardbred   | 454,775.83           | 60,220.72           | 678,821.02            | 1,193,817.57          |
| Breeder & Development:   |                      |                     |                       |                       |
| Thoroughbred   | 1,074.34             | 137.99              | 1,436.91              | 2,649.24              |
| Standardbred   | 1,453.68             | 192.44              | 2,171.22              | 3,817.34              |
| Sire Stakes Programs   | 24,920.13            | 3,273.57            | 37,681.78             | 65,875.48             |
| TBA  | 35,453.79            | 4,553.69            | 47,416.32             | 87,423.80             |
| SBOA Health Benefits   | 4,360.96             | 577.18              | 6,513.63              | 11,451.77             |
| Backstretch Benevolence  | 2,528.02             | 330.43              | 3,608.13              | 6,466.58              |
| Breakage   | 339,162.30           | 50,939.95           | 551,638.83            | 941,741.08            |
| Amount Returned to Patrons   | 62,259,454.25        | 6,775,062.24        | 112,695,764.10        | 181,730,280.59        |
| State Settlement   | 451.72               | 148.21              | 3,183.81              | 3,783.74              |
| Cost of Signal   | 2,787,733.60         | 297,346.46          | 4,616,556.11          | 7,701,636.17          |
| Account Wagering Licensee  | 8,098,868.10         | 818,793.61          | 15,223,670.10         | 24,141,331.81         |
| Total Pari-Mutuel Handle   | <u>78,646,798.55</u> | <u>8,462,812.50</u> | <u>142,847,306.20</u> | <u>229,956,917.25</u> |

New Jersey Racing Commission

CY 2010 License Revenue Received (12/31/10)

You're viewing an archived copy from the New Jersey State Library.

Harness, Thoroughbred, Account Wagering, and Off Track Wagering Combined

Note: All license data is based on transactions that occurred in CY 2010

| Cat  | Classification        | Fee   | ACRA       |                 | Freehold     |                 | Meadowlands  |                  | Trenton      |                  | Monmouth     |                  | Total         |                  |     |
|--|-----------------------|-------|------------|-----------------|--------------|-----------------|--------------|------------------|--------------|------------------|--------------|------------------|---------------|------------------|-----|
|  |                       |       | Qty        | Total           | Qty          | Total           | Qty          | Total            | Qty          | Total            | Qty          | Total            | Qty           | Total            |     |
| <b>All Licenses Issued in CY 2010</b>          |                       |       |            |                 |              |                 |              |                  |              |                  |              |                  |               |                  |     |
| 1  | Owner                 | \$50  | 180        | \$9,000         | 596          | \$29,800        | 837          | \$41,850         | 1,057        | \$52,850         | 759          | \$37,950         | 3,429         | \$171,450        |     |
| 2  | Trainer               | \$50  | 140        | \$7,000         | 191          | \$9,550         | 306          | \$15,300         | 113          | \$5,650          | 350          | \$17,500         | 1,100         | \$55,000         |     |
| 3  | Assistant Trainer     | \$30  | 4          | \$120           | 0            | \$0             | 0            | \$0              | 1            | \$30             | 107          | \$3,210          | 112           | \$3,360          |     |
| 4  | Driver                | \$50  | 0          | \$0             | 50           | \$2,500         | 82           | \$4,100          | 8            | \$400            | 0            | \$0              | 140           | \$7,000          |     |
| 5  | Driver / Trainer      | \$50  | 0          | \$0             | 246          | \$12,300        | 212          | \$10,600         | 47           | \$2,350          | 0            | \$0              | 505           | \$25,250         |     |
| 6  | Jockey                | \$50  | 53         | \$2,650         | 1            | \$50            | 0            | \$0              | 2            | \$100            | 110          | \$5,500          | 166           | \$8,300          |     |
| 7  | Jockey Apprentice     | \$30  | 8          | \$240           | 0            | \$0             | 0            | \$0              | 0            | \$0              | 11           | \$330            | 19            | \$570            |     |
| 8  | Jockey Agent          | \$50  | 0          | \$0             | 0            | \$0             | 0            | \$0              | 0            | \$0              | 18           | \$900            | 18            | \$900            |     |
| 9  | Stable Employee       | \$5   | 5          | \$25            | 478          | \$2,390         | 388          | \$1,940          | 5            | \$25             | 1,038        | \$5,190          | 1,914         | \$9,570          |     |
| 10   | C.I.D.                | \$10  | 64         | \$640           | 251          | \$2,510         | 1,054        | \$10,540         | 31           | \$310            | 412          | \$4,120          | 1,812         | \$18,120         |     |
| 11   | C.I.D. - Vendors      | \$10  | 1          | \$10            | 43           | \$430           | 399          | \$3,990          | 61           | \$610            | 232          | \$2,320          | 736           | \$7,360          |     |
| 12   | Pari-Mutuel Employee  | \$25  | 16         | \$400           | 100          | \$2,500         | 227          | \$5,675          | 8            | \$200            | 107          | \$2,675          | 458           | \$11,450         |     |
| 13   | Veterinarian          | \$50  | 0          | \$0             | 35           | \$1,750         | 10           | \$500            | 1            | \$50             | 15           | \$750            | 61            | \$3,050          |     |
| 14   | Valet                 | \$20  | 14         | \$280           | 0            | \$0             | 0            | \$0              | 0            | \$0              | 16           | \$320            | 30            | \$600            |     |
| 15   | Plater                | \$20  | 0          | \$0             | 4            | \$80            | 0            | \$0              | 0            | \$0              | 15           | \$300            | 19            | \$380            |     |
| 16   | Vendor                | \$50  | 0          | \$0             | 11           | \$550           | 12           | \$600            | 10           | \$500            | 33           | \$1,650          | 66            | \$3,300          |     |
| 17   | Stable Name           | \$50  | 56         | \$2,800         | 72           | \$3,600         | 201          | \$10,050         | 453          | \$22,650         | 341          | \$17,050         | 1,123         | \$56,150         |     |
| 18   | Multiple Ownership    | \$50  | 4          | \$200           | 89           | \$4,450         | 325          | \$16,250         | 102          | \$5,100          | 75           | \$3,750          | 595           | \$29,750         |     |
| 19   | Corporate Stable Name | \$50  | 6          | \$300           | 26           | \$1,300         | 75           | \$3,750          | 109          | \$5,450          | 35           | \$1,750          | 251           | \$12,550         |     |
| 20   | Authorized Agent      | \$50  | 0          | \$0             | 0            | \$0             | 1            | \$50             | 5            | \$250            | 57           | \$2,850          | 63            | \$3,150          |     |
| 21   | Off-Track Stables     | \$50  | 0          | \$0             | 0            | \$0             | 0            | \$0              | 53           | \$2,650          | 0            | \$0              | 53            | \$2,650          |     |
| 23   | Veterinarian - NJRC   | \$0   | 1          | \$0             | 7            | \$0             | 6            | \$0              | 0            | \$0              | 1            | \$0              | 15            | \$0              |     |
| 25   | C.I.D. - NJRC         | \$0   | 3          | \$0             | 19           | \$0             | 32           | \$0              | 6            | \$0              | 4            | \$0              | 64            | \$0              |     |
| 26   | Off-Track Proprietors | \$0   | 0          | \$0             | 0            | \$0             | 0            | \$0              | 0            | \$0              | 0            | \$0              | 0             | \$0              |     |
| 27   | Official - NJRC       | \$0   | 0          | \$0             | 9            | \$0             | 2            | \$0              | 0            | \$0              | 0            | \$0              | 11            | \$0              |     |
| 28   | Partnership           | \$0   | 1          | \$0             | 14           | \$0             | 4            | \$0              | 37           | \$0              | 28           | \$0              | 84            | \$0              |     |
| 31   | Owner - 3 Year        | \$150 | 17         | \$2,550         | 83           | \$12,450        | 206          | \$30,900         | 487          | \$73,050         | 214          | \$32,100         | 1,007         | \$151,050        |     |
| <b>All Licenses w/dups Issued in CY 2010</b>   |                       |       | <b>573</b> | <b>\$26,215</b> | <b>2,325</b> | <b>\$86,210</b> | <b>4,379</b> | <b>\$156,095</b> | <b>2,596</b> | <b>\$172,225</b> | <b>3,978</b> | <b>\$140,215</b> | <b>13,851</b> | <b>\$580,960</b> |     |
| DUP Duplicate License Fees                     |                       |       | \$5        | 0               | \$0          | 0               | \$0          | 0                | \$0          | 0                | \$0          | 1                | \$5           | 1                | \$5 |
| <b>Total Licenses w/dups Issued in CY 2010</b> |                       |       |            | <b>\$26,215</b> |              | <b>\$86,210</b> |              | <b>\$156,095</b> |              | <b>\$172,225</b> |              | <b>\$140,220</b> |               | <b>\$580,965</b> |     |

**New Jersey Racing Commission**  
**CY 2010 License Revenue Received (12/31/10)**  
 You're viewing an archived copy from the New Jersey State Library.  
**Harness**

Note: All license data is based on transactions that occurred in CY 2010

| Cat  | Classification        | Fee   | ACRA |              | Freehold |                 | Meadowlands |                  | Trenton |                 | Monmouth |              | Total |                  |
|--|-----------------------|-------|------|--------------|----------|-----------------|-------------|------------------|---------|-----------------|----------|--------------|-------|------------------|
|  |                       |       | Qty  | Total        | Qty      | Total           | Qty         | Total            | Qty     | Total           | Qty      | Total        | Qty   | Total            |
| <b>All Licenses Issued in CY 2010</b>          |                       |       |      |              |          |                 |             |                  |         |                 |          |              |       |                  |
| 1  | Owner                 | \$50  |      | \$0          | 587      | \$29,350        | 803         | \$40,150         | 516     | \$25,800        | 3        | \$150        | 1,909 | \$95,450         |
| 2  | Trainer               | \$50  |      | \$0          | 185      | \$9,250         | 306         | \$15,300         | 42      | \$2,100         | 1        | \$50         | 534   | \$26,700         |
| 3  | Assistant Trainer     | \$30  |      | \$0          |          | \$0             |             | \$0              |         | \$0             |          | \$0          | 0     | \$0              |
| 4  | Driver                | \$50  |      | \$0          | 50       | \$2,500         | 82          | \$4,100          | 8       | \$400           |          | \$0          | 140   | \$7,000          |
| 5  | Driver / Trainer      | \$50  |      | \$0          | 246      | \$12,300        | 212         | \$10,600         | 47      | \$2,350         |          | \$0          | 505   | \$25,250         |
| 6  | Jockey                | \$50  |      | \$0          |          | \$0             |             | \$0              |         | \$0             |          | \$0          | 0     | \$0              |
| 7  | Jockey Apprentice     | \$30  |      | \$0          |          | \$0             |             | \$0              |         | \$0             |          | \$0          | 0     | \$0              |
| 8  | Jockey Agent          | \$50  |      | \$0          |          | \$0             |             | \$0              |         | \$0             |          | \$0          | 0     | \$0              |
| 9  | Stable Employee       | \$5   |      | \$0          | 475      | \$2,375         | 386         | \$1,930          | 3       | \$15            |          | \$0          | 864   | \$4,320          |
| 10   | C.I.D.                | \$10  | 2    | \$20         | 151      | \$1,510         | 958         | \$9,580          | 2       | \$20            | 2        | \$20         | 1,115 | \$11,150         |
| 11   | C.I.D. - Vendors      | \$10  |      | \$0          | 32       | \$320           | 355         | \$3,550          | 2       | \$20            |          | \$0          | 389   | \$3,890          |
| 12   | Pari-Mutuel Employee  | \$25  |      | \$0          | 29       | \$725           | 192         | \$4,800          |         | \$0             | 1        | \$25         | 222   | \$5,550          |
| 13   | Veterinarian          | \$50  |      | \$0          | 33       | \$1,650         | 10          | \$500            |         | \$0             |          | \$0          | 43    | \$2,150          |
| 14   | Valet                 | \$20  |      | \$0          |          | \$0             |             | \$0              |         | \$0             |          | \$0          | 0     | \$0              |
| 15   | Plater                | \$20  |      | \$0          | 4        | \$80            |             | \$0              |         | \$0             |          | \$0          | 4     | \$80             |
| 16   | Vendor                | \$50  |      | \$0          | 11       | \$550           | 12          | \$600            | 3       | \$150           |          | \$0          | 26    | \$1,300          |
| 17   | Stable Name           | \$50  |      | \$0          | 64       | \$3,200         | 187         | \$9,350          | 129     | \$6,450         | 1        | \$50         | 381   | \$19,050         |
| 18   | Multiple Ownership    | \$50  |      | \$0          | 88       | \$4,400         | 324         | \$16,200         | 85      | \$4,250         | 4        | \$200        | 501   | \$25,050         |
| 19   | Corporate Stable Name | \$50  |      | \$0          | 25       | \$1,250         | 71          | \$3,550          | 56      | \$2,800         |          | \$0          | 152   | \$7,600          |
| 20   | Authorized Agent      | \$50  |      | \$0          |          | \$0             |             | \$0              |         | \$0             |          | \$0          | 0     | \$0              |
| 21   | Off-Track Stables     | \$50  |      | \$0          |          | \$0             |             | \$0              | 34      | \$1,700         |          | \$0          | 34    | \$1,700          |
| 23   | Veternarian - NJRC    | \$0   |      | \$0          | 7        | \$0             | 6           | \$0              |         | \$0             |          | \$0          | 13    | \$0              |
| 25   | C.I.D. - NJRC         | \$0   |      | \$0          | 19       | \$0             | 32          | \$0              | 1       | \$0             |          | \$0          | 52    | \$0              |
| 26   | Off-Track Proprietors | \$0   |      | \$0          |          | \$0             |             | \$0              |         | \$0             |          | \$0          | 0     | \$0              |
| 27   | Official - NJRC       | \$0   |      | \$0          | 7        | \$0             | 2           | \$0              |         | \$0             |          | \$0          | 9     | \$0              |
| 28   | Partnership           | \$0   |      | \$0          | 14       | \$0             | 4           | \$0              | 17      | \$0             |          | \$0          | 35    | \$0              |
| 31   | Owner - 3 Year        | \$150 | 3    | \$450        | 76       | \$11,400        | 182         | \$27,300         | 238     | \$35,700        |          | \$0          | 499   | \$74,850         |
| <b>All Licenses wo/dups Issued in CY 2010</b>  |                       |       | 5    | \$470        | 2,103    | \$80,860        | 4,124       | \$147,510        | 1,183   | \$81,755        | 12       | \$495        | 7,427 | \$311,090        |
| DUP Duplicate License Fees                     |                       | \$5   |      | \$0          |          | \$0             |             | \$0              |         | \$0             |          | \$0          | 0     | \$0              |
| <b>Total Licenses w/dups Issued in CY 2010</b> |                       |       |      | <b>\$470</b> |          | <b>\$80,860</b> |             | <b>\$147,510</b> |         | <b>\$81,755</b> |          | <b>\$495</b> |       | <b>\$311,090</b> |

**New Jersey Racing Commission**  
**CY 2010 License Revenue Received (12/31/10)**  
 You're viewing an archived copy from the New Jersey State Library.  
**Thoroughbred**

Note: All license data is based on transactions that occurred in CY 2010

| Cat  | Classification        | Fee   | ACRA            |          | Freehold       |         | Meadowlands    |         | Trenton         |          | Monmouth         |           | Total            |           |
|--|-----------------------|-------|-----------------|----------|----------------|---------|----------------|---------|-----------------|----------|------------------|-----------|------------------|-----------|
|  |                       |       | Qty             | Total    | Qty            | Total   | Qty            | Total   | Qty             | Total    | Qty              | Total     | Qty              | Total     |
| 1  | Owner                 | \$50  | 180             | \$9,000  | 9              | \$450   | 34             | \$1,700 | 541             | \$27,050 | 756              | \$37,800  | 1,520            | \$76,000  |
| 2  | Trainer               | \$50  | 140             | \$7,000  | 6              | \$300   |                | \$0     | 71              | \$3,550  | 349              | \$17,450  | 566              | \$28,300  |
| 3  | Assistant Trainer     | \$30  | 4               | \$120    |                | \$0     |                | \$0     | 1               | \$30     | 107              | \$3,210   | 112              | \$3,360   |
| 4  | Driver                | \$50  |                 | \$0      |                | \$0     |                | \$0     |                 | \$0      |                  | \$0       | 0                | \$0       |
| 5  | Driver / Trainer      | \$50  |                 | \$0      |                | \$0     |                | \$0     |                 | \$0      |                  | \$0       | 0                | \$0       |
| 6  | Jockey                | \$50  | 53              | \$2,650  | 1              | \$50    |                | \$0     | 2               | \$100    | 110              | \$5,500   | 166              | \$8,300   |
| 7  | Jockey Apprentice     | \$30  | 8               | \$240    |                | \$0     |                | \$0     |                 | \$0      | 11               | \$330     | 19               | \$570     |
| 8  | Jockey Agent          | \$50  |                 | \$0      |                | \$0     |                | \$0     |                 | \$0      | 18               | \$900     | 18               | \$900     |
| 9  | Stable Employee       | \$5   | 5               | \$25     | 3              | \$15    | 2              | \$10    | 2               | \$10     | 1,038            | \$5,190   | 1,050            | \$5,250   |
| 10   | C.I.D.                | \$10  | 61              | \$610    | 69             | \$690   |                | \$0     | 28              | \$280    | 409              | \$4,090   | 567              | \$5,670   |
| 11   | C.I.D. - Vendors      | \$10  | 1               | \$10     | 6              | \$60    | 1              | \$10    | 14              | \$140    | 229              | \$2,290   | 251              | \$2,510   |
| 12   | Pari-Mutuel Employee  | \$25  | 16              | \$400    | 57             | \$1,425 |                | \$0     | 8               | \$200    | 106              | \$2,650   | 187              | \$4,675   |
| 13   | Veterinarian          | \$50  |                 | \$0      | 2              | \$100   |                | \$0     | 1               | \$50     | 15               | \$750     | 18               | \$900     |
| 14   | Valet                 | \$20  | 14              | \$280    |                | \$0     |                | \$0     |                 | \$0      | 16               | \$320     | 30               | \$600     |
| 15   | Plater                | \$20  |                 | \$0      |                | \$0     |                | \$0     |                 | \$0      | 15               | \$300     | 15               | \$300     |
| 16   | Vendor                | \$50  |                 | \$0      |                | \$0     |                | \$0     | 6               | \$300    | 33               | \$1,650   | 39               | \$1,950   |
| 17   | Stable Name           | \$50  | 56              | \$2,800  | 8              | \$400   | 14             | \$700   | 324             | \$16,200 | 340              | \$17,000  | 742              | \$37,100  |
| 18   | Multiple Ownership    | \$50  | 4               | \$200    | 1              | \$50    | 1              | \$50    | 17              | \$850    | 71               | \$3,550   | 94               | \$4,700   |
| 19   | Corporate Stable Name | \$50  | 6               | \$300    | 1              | \$50    | 4              | \$200   | 53              | \$2,650  | 35               | \$1,750   | 99               | \$4,950   |
| 20   | Authorized Agent      | \$50  |                 | \$0      |                | \$0     | 1              | \$50    | 5               | \$250    | 57               | \$2,850   | 63               | \$3,150   |
| 21   | Off-Track Stables     | \$50  |                 | \$0      |                | \$0     |                | \$0     | 19              | \$950    |                  | \$0       | 19               | \$950     |
| 23   | Veterinarian - NJRC   | \$0   | 1               | \$0      |                | \$0     |                | \$0     |                 | \$0      | 1                | \$0       | 2                | \$0       |
| 25   | C.I.D. - NJRC         | \$0   | 2               | \$0      |                | \$0     |                | \$0     | 1               | \$0      | 4                | \$0       | 7                | \$0       |
| 26   | Off-Track Proprietors | \$0   |                 | \$0      |                | \$0     |                | \$0     |                 | \$0      |                  | \$0       | 0                | \$0       |
| 27   | Official - NJRC       | \$0   |                 | \$0      | 2              | \$0     |                | \$0     |                 | \$0      |                  | \$0       | 2                | \$0       |
| 28   | Partnership           | \$0   | 1               | \$0      |                | \$0     |                | \$0     | 20              | \$0      | 28               | \$0       | 49               | \$0       |
| 31   | Owner - 3 Year        | \$150 | 14              | \$2,100  | 7              | \$1,050 | 24             | \$3,600 | 249             | \$37,350 | 214              | \$32,100  | 508              | \$76,200  |
| <b>All Licenses w/dups Issued in CY 2010</b>   |                       |       | 566             | \$25,735 | 172            | \$4,640 | 81             | \$6,320 | 1,362           | \$89,960 | 3,962            | \$139,680 | 6,143            | \$266,335 |
| DUP Duplicate License Fees                     |                       | \$5   |                 | \$0      |                | \$0     |                | \$0     |                 | \$0      | 1                | \$5       | 1                | \$5       |
| <b>Total Licenses w/dups Issued in CY 2010</b> |                       |       | <b>\$25,735</b> |          | <b>\$4,640</b> |         | <b>\$6,320</b> |         | <b>\$89,960</b> |          | <b>\$139,685</b> |           | <b>\$266,340</b> |           |

**New Jersey Racing Commission**  
**CY 2010 License Revenue Received (12/31/10)**  
 You're viewing an archived copy from the New Jersey State Library.  
**Account Wagering**

Note: All license data is based on transactions that occurred in CY 2010

| Cat  | Classification        | Fee   | ACRA |             | Freehold |              | Meadowlands |                | Trenton |              | Monmouth |             | Total |                |
|--|-----------------------|-------|------|-------------|----------|--------------|-------------|----------------|---------|--------------|----------|-------------|-------|----------------|
|  |                       |       | Qty  | Total       | Qty      | Total        | Qty         | Total          | Qty     | Total        | Qty      | Total       | Qty   | Total          |
| <b>All Licenses Issued in CY 2010</b>          |                       |       |      |             |          |              |             |                |         |              |          |             |       |                |
| 1  | Owner                 | \$50  |      | \$0         |          | \$0          |             | \$0            |         | \$0          |          | \$0         | 0     | \$0            |
| 2  | Trainer               | \$50  |      | \$0         |          | \$0          |             | \$0            |         | \$0          |          | \$0         | 0     | \$0            |
| 3  | Assistant Trainer     | \$50  |      | \$0         |          | \$0          |             | \$0            |         | \$0          |          | \$0         | 0     | \$0            |
| 4  | Driver                | \$50  |      | \$0         |          | \$0          |             | \$0            |         | \$0          |          | \$0         | 0     | \$0            |
| 5  | Driver / Trainer      | \$50  |      | \$0         |          | \$0          |             | \$0            |         | \$0          |          | \$0         | 0     | \$0            |
| 6  | Jockey                | \$50  |      | \$0         |          | \$0          |             | \$0            |         | \$0          |          | \$0         | 0     | \$0            |
| 7  | Jockey Apprentice     | \$30  |      | \$0         |          | \$0          |             | \$0            |         | \$0          |          | \$0         | 0     | \$0            |
| 8  | Jockey Agent          | \$50  |      | \$0         |          | \$0          |             | \$0            |         | \$0          |          | \$0         | 0     | \$0            |
| 9  | Stable Employee       | \$5   |      | \$0         |          | \$0          |             | \$0            |         | \$0          |          | \$0         | 0     | \$0            |
| 10   | C.I.D.                | \$10  | 1    | \$10        | 31       | \$310        | 96          | \$960          | 1       | \$10         | 1        | \$10        | 130   | \$1,300        |
| 11   | C.I.D. - Vendors      | \$10  |      | \$0         | 5        | \$50         | 43          | \$430          | 45      | \$450        | 3        | \$30        | 96    | \$960          |
| 12   | Pari-Mutuel Employee  | \$25  |      | \$0         | 14       | \$350        | 35          | \$875          |         | \$0          |          | \$0         | 49    | \$1,225        |
| 13   | Veterinarian          | \$50  |      | \$0         |          | \$0          |             | \$0            |         | \$0          |          | \$0         | 0     | \$0            |
| 14   | Valet                 | \$20  |      | \$0         |          | \$0          |             | \$0            |         | \$0          |          | \$0         | 0     | \$0            |
| 15   | Plater                | \$20  |      | \$0         |          | \$0          |             | \$0            |         | \$0          |          | \$0         | 0     | \$0            |
| 16   | Vendor                | \$50  |      | \$0         |          | \$0          |             | \$0            | 1       | \$50         |          | \$0         | 1     | \$50           |
| 17   | Stable Name           | \$50  |      | \$0         |          | \$0          |             | \$0            |         | \$0          |          | \$0         | 0     | \$0            |
| 18   | Multiple Ownership    | \$50  |      | \$0         |          | \$0          |             | \$0            |         | \$0          |          | \$0         | 0     | \$0            |
| 19   | Corporate Stable Name | \$50  |      | \$0         |          | \$0          |             | \$0            |         | \$0          |          | \$0         | 0     | \$0            |
| 20   | Authorized Agent      | \$50  |      | \$0         |          | \$0          |             | \$0            |         | \$0          |          | \$0         | 0     | \$0            |
| 21   | Off-Track Stables     | \$50  |      | \$0         |          | \$0          |             | \$0            |         | \$0          |          | \$0         | 0     | \$0            |
| 23   | Veterinarian - NJRC   | \$0   |      | \$0         |          | \$0          |             | \$0            |         | \$0          |          | \$0         | 0     | \$0            |
| 25   | C.I.D. - NJRC         | \$0   | 1    | \$0         |          | \$0          |             | \$0            | 4       | \$0          |          | \$0         | 5     | \$0            |
| 26   | Off-Track Proprietors | \$0   |      | \$0         |          | \$0          |             | \$0            |         | \$0          |          | \$0         | 0     | \$0            |
| 27   | Official - NJRC       | \$0   |      | \$0         |          | \$0          |             | \$0            |         | \$0          |          | \$0         | 0     | \$0            |
| 28   | Partnership           | \$0   |      | \$0         |          | \$0          |             | \$0            |         | \$0          |          | \$0         | 0     | \$0            |
| 31   | Owner - 3 Year        | \$150 |      | \$0         |          | \$0          |             | \$0            |         | \$0          |          | \$0         | 0     | \$0            |
| <b>All Licenses w/dups Issued in CY 2010</b>   |                       |       | 2    | \$10        | 50       | \$710        | 174         | \$2,265        | 51      | \$510        | 4        | \$40        | 281   | \$3,535        |
| DUP Duplicate License Fees                     |                       | \$5   |      | \$0         |          | \$0          |             | \$0            |         | \$0          |          | \$0         | 0     | \$0            |
| <b>Total Licenses w/dups Issued in CY 2010</b> |                       |       |      | <b>\$10</b> |          | <b>\$710</b> |             | <b>\$2,265</b> |         | <b>\$510</b> |          | <b>\$40</b> |       | <b>\$3,535</b> |

New Jersey Racing Commission  
 Revenue to State  
 2010  
 January 1 through December 31, 2010

| Racing Association/Source        | Expired<br>Outstanding<br>Pari-Mutuel<br>Tickets | Breakage &<br>Expired<br>Outstanding<br>Pari-Mutuel<br>Tickets | License Fees               | Total<br>State<br>Revenue    |
|----------------------------------|--|--|----------------------------|------------------------------|
| Atlantic City Racing Association | \$13,492.17                                      |  | \$26,215.00                | \$39,707.17                  |
| Freehold Raceway                 | 59,030.49  |  | 86,210.00                  | 145,240.49                   |
| Meadowlands                      | 177,397.23                                       |  | 156,095.00                 | 333,492.23                   |
| Monmouth Park Jockey Club        | 166,564.32                                       |  | 140,220.00                 | 306,784.32                   |
| Trenton                          | 0.00   |  | 172,225.00                 | 172,225.00                   |
| Computer/Phone                   |  | 313,600.53   |                            | 313,600.53                   |
| Woodbridge                       |  | 576,380.78   |                            | 576,380.78                   |
| Vineland                         |  | 111,192.17   |                            | 111,192.17                   |
| Tom's River                      |  | 269,449.66   |                            | 269,449.66                   |
| <b>Total State Revenue</b>       | <b><u>\$416,484.21</u></b>                       | <b><u>\$1,270,623.13</u></b>                                   | <b><u>\$580,965.00</u></b> | <b><u>\$2,268,072.34</u></b> |

New Jersey Racing Commission  
 Handle Analysis - Account Wagering and Off-Track Wagering

| 2005                      | Account Wagering  |            |                  |                   |                   |            |
|---------------------------|-------------------|------------|------------------|-------------------|-------------------|------------|
|                           | Internet          |            | Phone            | Total             |                   |            |
| January                   | 2,764,228         |            | -                | 2,764,228         |                   |            |
| February                  | 2,981,316         |            | -                | 2,981,316         |                   |            |
| March                     | 3,342,326         |            | -                | 3,342,326         |                   |            |
| April                     | 3,431,741         |            | 15,338           | 3,447,079         |                   |            |
| May                       | 4,071,602         |            | 549,196          | 4,620,798         |                   |            |
| June                      | 3,491,680         |            | 571,808          | 4,063,488         |                   |            |
| July                      | 3,622,625         |            | 691,037          | 4,313,662         |                   |            |
| August                    | 3,507,896         |            | 699,421          | 4,207,317         |                   |            |
| September                 | 2,967,236         |            | 556,795          | 3,524,031         |                   |            |
| October                   | 3,416,376         |            | 615,639          | 4,032,015         |                   |            |
| November                  | 3,318,465         |            | 617,722          | 3,936,187         |                   |            |
| December                  | 3,214,626         |            | 675,930          | 3,890,556         |                   |            |
| <b>Total</b>              | <b>40,130,115</b> |            | <b>4,992,886</b> | <b>45,123,001</b> |                   |            |
| <b>In-State</b>           | <b>6,794,288</b>  | <b>17%</b> | <b>516,779</b>   | <b>10%</b>        | <b>7,311,067</b>  | <b>16%</b> |
| <b>Out-of-State</b>       | <b>33,335,827</b> | <b>83%</b> | <b>4,476,107</b> | <b>90%</b>        | <b>37,811,935</b> | <b>84%</b> |
| <b>TOTAL</b>              | <b>40,130,115</b> |            | <b>4,992,886</b> |                   | <b>45,123,002</b> |            |
| <b>Avg. Daily Handles</b> | <b>109,946</b>    |            | <b>18,630</b>    |                   | <b>123,625</b>    |            |
| <b>Race Days</b>          | <b>365</b>        |            | <b>268</b>       |                   |                   |            |

New Jersey Racing Commission  
 Handle Analysis - Account Wagering and Off-Track Wagering

| 2006                      | Account Wagering  |                  |                   |     |            |     |
|---------------------------|-------------------|------------------|-------------------|-----|------------|-----|
|                           | Internet          | Phone            | Total             |     |            |     |
| January                   | 3,771,295         | 692,060          | 4,463,355         |     |            |     |
| February                  | 4,293,436         | 690,596          | 4,984,032         |     |            |     |
| March                     | 4,937,729         | 781,789          | 5,719,518         |     |            |     |
| April                     | 4,460,261         | 762,240          | 5,222,501         |     |            |     |
| May                       | 4,616,701         | 814,466          | 5,431,167         |     |            |     |
| June                      | 4,840,820         | 781,312          | 5,622,132         |     |            |     |
| July                      | 4,083,244         | 761,513          | 4,844,757         |     |            |     |
| August                    | 4,851,855         | 932,072          | 5,783,927         |     |            |     |
| September                 | 3,727,832         | 691,849          | 4,419,681         |     |            |     |
| October                   | 3,768,029         | 657,032          | 4,425,061         |     |            |     |
| November                  | 4,392,715         | 736,401          | 5,129,116         |     |            |     |
| December                  | 4,191,210         | 743,977          | 4,935,187         |     |            |     |
| <b>Total</b>              | <b>51,935,126</b> | <b>9,045,307</b> | <b>60,980,433</b> |     |            |     |
| In-State                  | 9,184,786         | 18% 1,400,236    | 15% 10,585,023    | 17% |            |     |
| Out-of-State              | 42,750,340        | 82%              | 7,645,071         | 85% | 50,395,412 | 83% |
| <b>TOTAL</b>              | <b>51,935,126</b> | <b>9,045,307</b> | <b>60,980,434</b> |     |            |     |
| <b>Avg. Daily Handles</b> | <b>142,288</b>    | <b>24,782</b>    | <b>167,070</b>    |     |            |     |
| <b>Race Days</b>          | <b>365</b>        | <b>365</b>       | <b>365</b>        |     |            |     |

New Jersey Racing Commission  
 Handle Analysis - Account Wagering and Off-Track Wagering

| 2007                      | Account Wagering  |                   |                   | Off Track Wagering |                   |                   |                   | Grand              |     |
|---------------------------|-------------------|-------------------|-------------------|--------------------|-------------------|-------------------|-------------------|--------------------|-----|
|                           | Internet          | Phone             | Total             | Toms River         | Vineland          | Woodbridge        | Total             | Total              |     |
| January                   | 4,373,002         | 742,587           | 5,115,589         |                    |                   |                   | 0                 | 5,115,589          |     |
| February                  | 5,046,474         | 817,830           | 5,864,304         |                    |                   |                   | 0                 | 5,864,304          |     |
| March                     | 5,722,697         | 877,219           | 6,599,916         |                    | 158,945           |                   | 158,945           | 6,758,862          |     |
| April                     | 5,120,070         | 807,192           | 5,927,262         |                    | 1,480,600         |                   | 1,480,600         | 7,407,862          |     |
| May                       | 6,241,428         | 1,091,627         | 7,333,055         |                    | 1,676,413         |                   | 1,676,413         | 9,009,468          |     |
| June                      | 5,827,328         | 1,197,316         | 7,024,644         |                    | 1,590,748         |                   | 1,590,748         | 8,615,392          |     |
| July                      | 6,012,208         | 1,242,094         | 7,254,302         |                    | 1,433,311         |                   | 1,433,311         | 8,687,613          |     |
| August                    | 6,255,077         | 1,276,389         | 7,531,466         |                    | 1,483,356         |                   | 1,483,356         | 9,014,822          |     |
| September                 | 5,128,798         | 1,121,185         | 6,249,983         |                    | 1,237,647         |                   | 1,237,647         | 7,487,630          |     |
| October                   | 5,310,442         | 1,215,850         | 6,526,292         |                    | 1,335,298         | 3,003,672         | 4,338,970         | 10,865,261         |     |
| November                  | 4,680,288         | 1,028,236         | 5,708,524         |                    | 1,228,757         | 7,684,982         | 8,913,738         | 14,622,262         |     |
| December                  | 4,601,071         | 869,623           | 5,470,694         |                    | 1,140,656         | 7,438,037         | 8,578,693         | 14,049,386         |     |
| <b>Total</b>              | <b>64,318,882</b> | <b>12,287,148</b> | <b>76,606,030</b> | <b>0</b>           | <b>12,765,730</b> | <b>18,126,690</b> | <b>30,892,420</b> | <b>107,498,450</b> |     |
| In-State                  | 10,984,802        | 17% 2,250,901     | 18% 13,235,703    | 17%                | 918,777           | 7% 2,158,321      | 12% 3,077,098     | 10% 16,312,801     | 15% |
| Out-of-State              | 53,334,080        | 83% 10,036,247    | 82% 63,370,328    | 83%                | 11,846,953        | 93% 15,968,369    | 88% 27,815,323    | 90% 91,185,650     | 85% |
| <b>TOTAL</b>              | <b>64,318,882</b> | <b>12,287,148</b> | <b>76,606,031</b> | <b>0</b>           | <b>12,765,730</b> | <b>18,126,690</b> | <b>30,892,421</b> | <b>107,498,452</b> |     |
| <b>Avg. Daily Handles</b> | <b>176,216</b>    | <b>33,663</b>     | <b>209,880</b>    | <b>0</b>           | <b>45,920</b>     | <b>238,509</b>    |                   |                    |     |
| <b>Race Days</b>          | <b>365</b>        | <b>365</b>        | <b>365</b>        | <b>0</b>           | <b>278</b>        | <b>76</b>         |                   |                    |     |

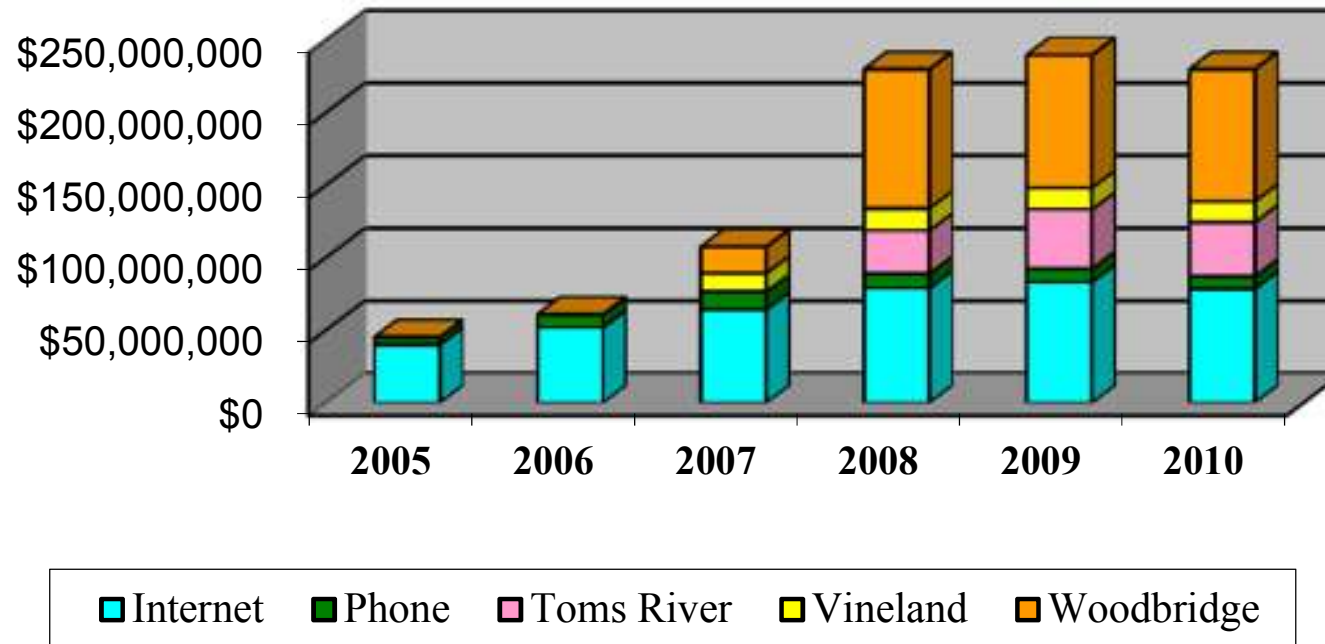
New Jersey Racing Commission  
 Handle Analysis - Account Wagering and Off-Track Wagering

| 2008                      | Account Wagering  |                  |                   | Off Track Wagering |                   |                   |                    | Grand              |     |
|---------------------------|-------------------|------------------|-------------------|--------------------|-------------------|-------------------|--------------------|--------------------|-----|
|                           | Internet          | Phone            | Total             | Toms River         | Vineland          | Woodbridge        | Total              | Total              |     |
| January                   | 5,289,656         | 942,918          | 6,232,574         |                    | 1,268,047         | 7,878,942         | 9,146,989          | 15,379,563         |     |
| February                  | 7,247,379         | 840,234          | 8,087,613         |                    | 1,373,439         | 7,677,075         | 9,050,514          | 17,138,127         |     |
| March                     | 7,354,161         | 808,234          | 8,162,395         |                    | 1,475,734         | 9,224,200         | 10,699,934         | 18,862,329         |     |
| April                     | 7,589,413         | 751,068          | 8,340,481         | 193,974            | 1,207,009         | 7,799,600         | 9,200,583          | 17,541,064         |     |
| May                       | 9,537,059         | 967,640          | 10,504,699        | 4,685,584          | 1,598,275         | 9,161,612         | 15,445,471         | 25,950,170         |     |
| June                      | 6,668,004         | 812,001          | 7,480,005         | 3,674,299          | 1,350,339         | 7,400,004         | 12,424,642         | 19,904,647         |     |
| July                      | 5,904,927         | 986,575          | 6,891,502         | 3,961,644          | 1,370,702         | 7,780,430         | 13,112,776         | 20,004,278         |     |
| August                    | 6,107,285         | 1,107,665        | 7,214,950         | 4,233,149          | 1,400,487         | 8,760,082         | 14,393,718         | 21,608,668         |     |
| September                 | 4,512,744         | 706,679          | 5,219,423         | 3,317,165          | 1,045,433         | 7,308,728         | 11,671,326         | 16,890,749         |     |
| October                   | 6,692,974         | 843,572          | 7,536,546         | 3,588,378          | 1,174,192         | 8,338,532         | 13,101,102         | 20,637,648         |     |
| November                  | 5,704,132         | 657,048          | 6,361,180         | 3,230,087          | 962,528           | 7,814,677         | 12,007,292         | 18,368,472         |     |
| December                  | 6,483,002         | 562,353          | 7,045,355         | 2,827,871          | 1,007,845         | 6,696,979         | 10,532,695         | 17,578,050         |     |
| <b>Total</b>              | <b>79,090,736</b> | <b>9,985,987</b> | <b>89,076,723</b> | <b>29,712,151</b>  | <b>15,234,030</b> | <b>95,840,861</b> | <b>140,787,042</b> | <b>229,863,765</b> |     |
| In-State                  | 11,530,110        | 15% 2,008,452    | 20% 13,538,562    | 15% 5,021,534      | 17% 998,624       | 7% 12,698,461     | 13% 18,718,619     | 13% 32,257,181     | 14% |
| Out-of-State              | 67,560,626        | 85% 7,977,535    | 80% 75,538,161    | 85% 24,690,617     | 83% 14,235,406    | 93% 83,142,400    | 87% 122,068,423    | 87% 197,606,584    | 86% |
| <b>TOTAL</b>              | <b>79,090,736</b> | <b>9,985,987</b> | <b>89,076,723</b> | <b>29,712,151</b>  | <b>15,234,030</b> | <b>95,840,861</b> | <b>140,787,042</b> | <b>229,863,765</b> |     |
| <b>Avg. Daily Handles</b> | <b>216,687</b>    | <b>27,359</b>    | <b>244,046</b>    | <b>120,781</b>     | <b>41,737</b>     | <b>262,578</b>    |                    |                    |     |
| <b>Race Days</b>          | <b>365</b>        | <b>365</b>       | <b>365</b>        | <b>246</b>         | <b>365</b>        | <b>365</b>        |                    |                    |     |





## Combined Annual Handles - NJAW and OTW's 2005 - 2010

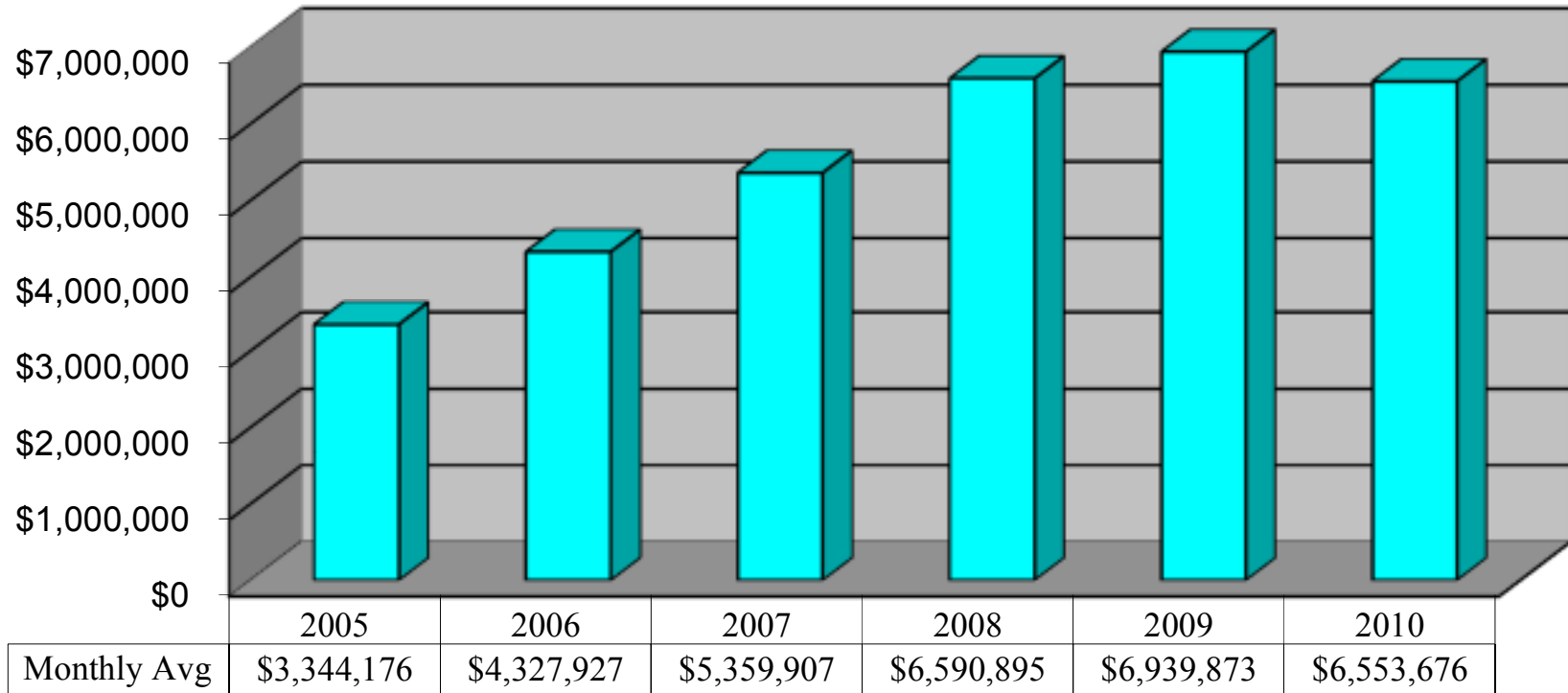


NOTE: Vineland opened March 30, 2007, Woodbridge opened October 17, 2007  
Toms River opened April 29, 2008

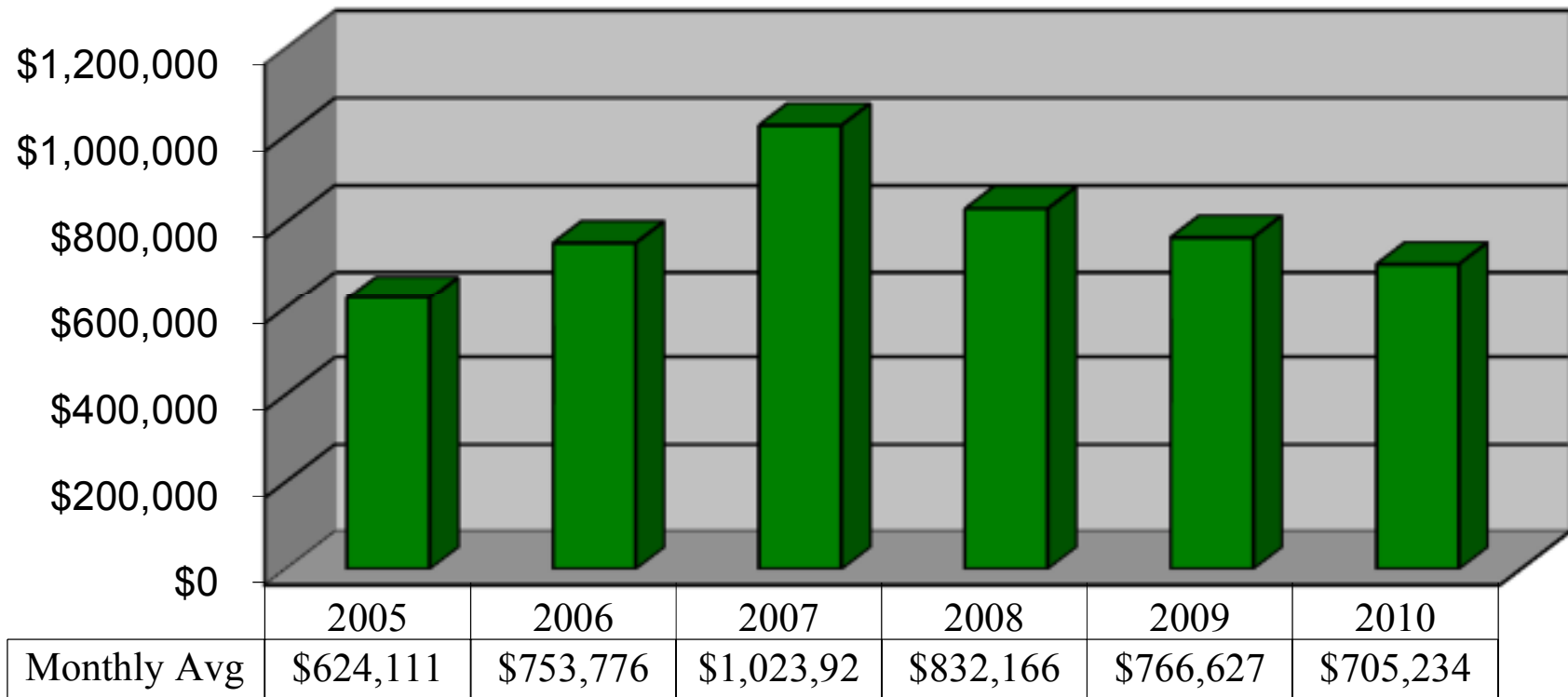
New Jersey Racing Commission  
Handle Analysis - Account Wagering and Off-Track Wagering  
Annual Comparisons

|             | <b>Internet</b> | <b>Phone</b> | <b>Toms River</b> | <b>Vineland</b> | <b>Woodbridge</b> | <b>Total<br/>AW and OTW</b> |
|-------------|-----------------|--------------|-------------------|-----------------|-------------------|-----------------------------|
| <b>2005</b> | 40,130,115      | 4,992,886    | -                 | -               | -                 | 45,123,001                  |
| <b>2006</b> | 51,935,126      | 9,045,307    | -                 | -               | -                 | 60,980,433                  |
| <b>2007</b> | 64,318,882      | 12,287,148   | -                 | 12,765,730      | 18,126,690        | 107,498,450                 |
| <b>2008</b> | 79,090,736      | 9,985,987    | 29,712,151        | 15,234,030      | 95,840,861        | 229,863,765                 |
| <b>2009</b> | 83,278,478      | 9,199,525    | 40,894,435        | 14,978,570      | 91,365,144        | 239,716,152                 |
| <b>2010</b> | 78,644,105      | 8,462,813    | 37,447,341        | 14,340,357      | 91,053,541        | 229,948,157                 |

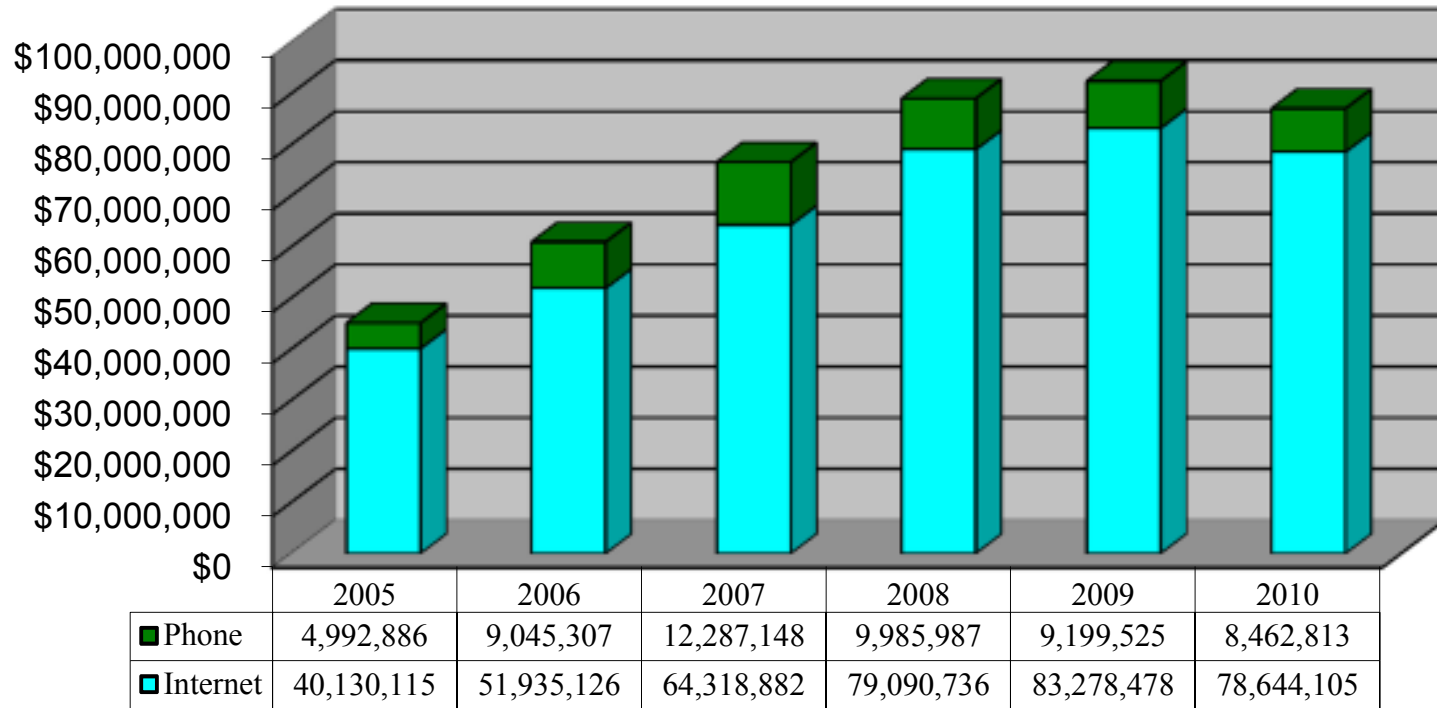
## NJAW - Internet Wagering (Monthly Average Handles)



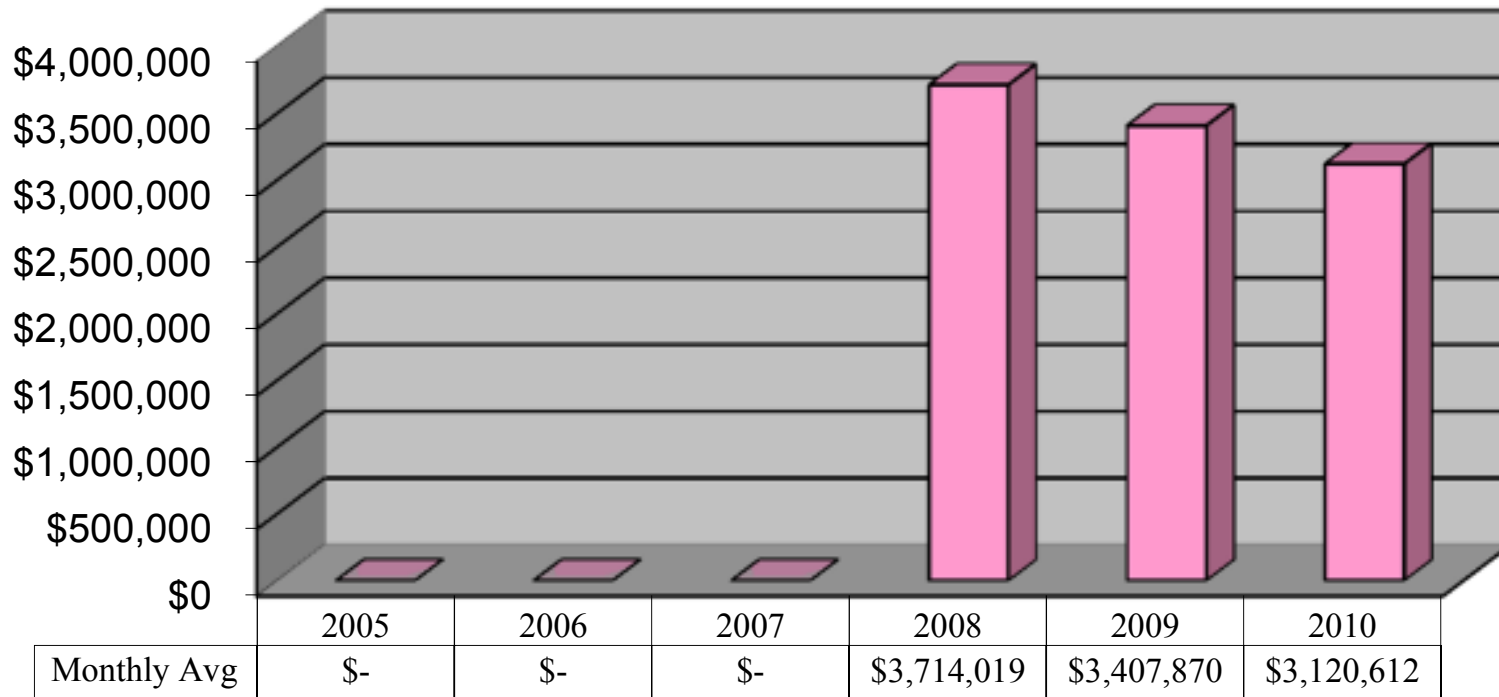
## NJAW - Phone Wagering (Monthly Average Handles)



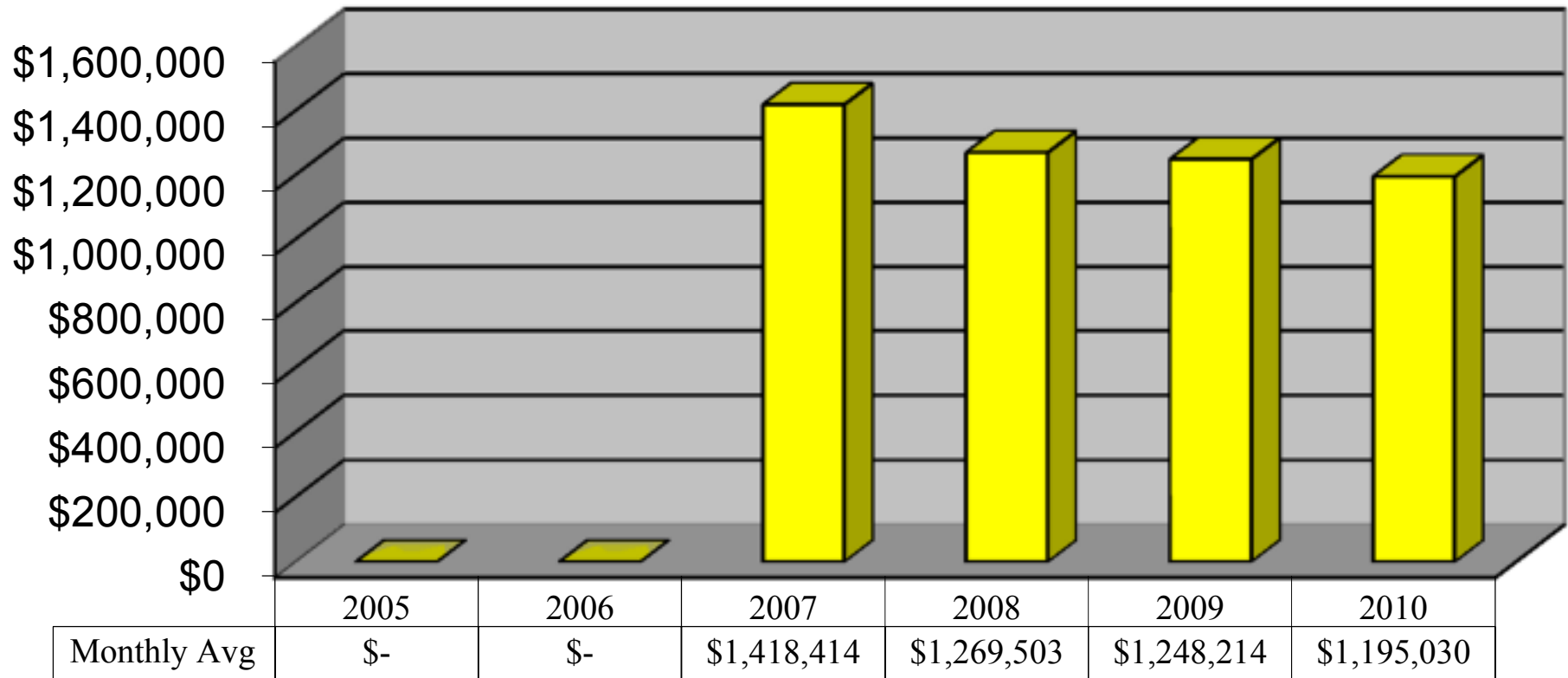
## NJAW - Annual Handles Internet and Phone Wagering Combined



## Toms River OTW (Monthly Average Handles)



## Vineland OTW (Monthly Average Handles)



## Woodbridge OTW (Monthly Average Handles)

