


**STATE
OF
NEW JERSEY**

**DEPARTMENT
OF THE
TREASURY**



FISCAL REPORT

1962

**John A. Kervick - State Treasurer
Abram M. Vermeulen - Director, Division of Budget and Accounting**



Table of Contents

	Page
Introduction and State Financial Condition	iii
Comparative Statement of Operations (All Funds)	iv
Comparative Statement of Federal Aid	v
Comparative Statement of Expenditures—Objectively (All Funds)	vi
Comparative Statement of Expenditures—Functionally (All Funds)	vii
Chart—Revenue and Expenditures	viii
New Jersey's Principal Sources of Revenue (All Funds)—Comments	ix
Investment of State Funds—Comments	x
State Expenditures—Comments	x
Charts—Revenues and Expenditures in Relation to Population, and Analysis of Expenditures by Major Functions	xii
State Aid—Chart and Comments	xiii
State Debt—Chart and Comments	xiv

FINANCIAL EXHIBITS AND SCHEDULES:

Exhibit "A"—Consolidated Balance Sheet	2-3
Exhibit "B"—Comparative Balance Sheet, General Treasury	4
Schedule I—Statement of Revenue—Anticipated and Realized	6-19
Schedule II—Summary of Appropriations and Expenditures	20-37
Schedule III—Analysis of General Treasury Surplus	38
Exhibit "C"—Comparative Balance Sheet, Dedicated, Trust and Pension Funds	40-41
Exhibit "D"—Comparative Statement of Bonded Debt	42
Exhibit "E"—Summary of Cash Receipts and Disbursements, Dedicated and Trust Funds	44-45
Exhibit "F"—Summary of Cash Receipts and Accrued Revenues—All Funds	46-47
Summary of Cash Disbursements and Accrued Expenditures—All Funds	46-47
Schedule I—Gross Receipts and Analysis of Accrued Revenues, General Treasury	48-55
Schedule II—Cash Disbursements and Analysis of Accrued Expenditures, General Treasury	56-63
Schedule III—Gross Receipts and Analysis of Accrued Revenues, Dedicated and Trust Funds	64-65
Schedule IV—Cash Disbursements and Analysis of Accrued Expenditures, Dedicated and Trust Funds	66-67

TRENTON, NEW JERSEY
DECEMBER 17, 1962.

*To Governor Richard J. Hughes and
Members of the Legislature:*

There is presented herewith the final fiscal report for 1961-62. The surplus in the General State Fund at year end equalled \$4,127,801.83.

Revenues and balances remaining in the various dedicated and trust funds are reflected on the balance sheets found throughout the report.

The schedules and tables which follow summarize the fiscal activity for the year, not only in the General State Fund but also the various dedicated and trust funds under the control of the State's fiscal officers.

COMPARATIVE STATEMENT OF OPERATIONS

(All Funds)

REVENUES

MAJOR TAXES AND LICENSES:	1961-62	1960-61	Increase
Motor Vehicle Fees, etc.	\$76,119,953.69	\$74,268,117.55	\$1,851,836.14
Motor Fuels Tax	122,558,673.32	100,210,647.90	22,348,025.42
Railroad Tax—Main Stem	2,708,479.51	2,527,338.49	181,141.02
Railroad Tax—Franchise	129,856.54	107,445.19	22,411.35
Railroad Tax—Local	15,306,017.75	15,567,034.96	*261,017.21
Transfer Inheritance Tax	23,203,249.69	24,675,578.73	*1,472,329.04
Alcoholic Beverage Tax and Licenses	23,933,947.42	23,093,003.71	840,943.71
Miscellaneous Corporation Tax	62,096,939.20	60,450,661.36	1,646,277.84
Foreign Insurance Corporation Tax	17,645,011.32	16,622,719.14	1,022,292.18
Pari-Mutuel Racing Tax	26,037,795.74	25,337,772.77	700,022.97
Cigarette Tax	59,545,096.12	47,668,915.71	11,876,180.41
Commuters Benefits Tax	10,000,000.00	10,000,000.00
Unemployment Compensation Tax	132,325,377.90	120,821,983.78	11,503,394.12
Temporary Disability Tax	15,390,472.89	13,842,918.98	1,547,553.91
Unsatisfied Claim and Judgment Fees	2,684,581.14	2,746,705.49	*62,124.35
Motor Vehicle Liability Security Tax	12,331.25	838,346.68	*826,015.43
Miscellaneous	9,744,043.77	9,546,624.10	197,419.67
Total Tax and License Revenue	\$599,441,827.25	\$538,325,814.54	\$61,116,012.71
OTHER REVENUES:			
Federal Aid	\$176,023,270.34	\$163,432,266.76	\$12,591,003.58
Departmental Sales and Services	34,452,019.39	32,476,518.79	1,975,500.60
Other Sources	37,734,898.44	36,942,913.36	791,985.08
Total Other Revenues	\$248,210,188.17	\$232,851,698.91	\$15,358,489.26
Total Revenues	\$847,652,015.42	\$771,177,513.45	\$76,474,501.97
Sale of 1960 Institution Construction Bonds	\$14,000,000.00	\$.....	\$14,000,000.00
Sale of State Recreation and Conservation Land Acquisition Bonds	28,000,000.00	28,000,000.00
Sale of Water Development Bonds	20,850,000.00	*20,850,000.00
Totals	\$889,652,015.42	\$792,027,513.45	\$97,624,501.97
EXPENDITURES:			
Direct State Charges	\$408,386,062.89	\$359,438,251.72	\$48,947,811.17
State Aid and Subventions	456,838,230.78	427,355,697.94	29,482,532.84
Total Expenditures	¹ \$865,224,293.67	² \$786,793,949.66	\$78,430,344.01
Excess of Revenues over Expenditures	\$24,427,721.75	\$5,233,563.79	

¹Does not include \$9,070,000 reduction in State Bonded Debt.

²Does not include \$8,980,000 reduction in State Bonded Debt.

*Denotes red figure.

FEDERAL AID

The following comparative statement reflects Federal Aid received by the State. The statement indicates the purposes for which the funds are intended and used.

COMPARATIVE STATEMENT OF FEDERAL AID

<i>For:</i>	1961-62	1960-61
Highway Purposes	\$86,659,293.00	\$74,084,159.00
Unemployment Compensation Administration	17,764,441.82	14,049,481.94
Unemployment Compensation Benefits	12,706,923.86	25,644,405.00
Unemployment Compensation Veterans Benefits	*5,191.50	*6,747.50
Unemployment Compensation Federal Employees Benefits	1,529,184.50	1,406,834.50
Unemployment Compensation Ex-Servicemen's Benefits Area Retraining Program—P. L. 87-27	2,150,991.00	3,162,936.75
Education	28,989.00
Hospital and Mental Clinics	8,324,335.93	6,933,038.15
Airport Development	3,239,415.08	2,470,792.66
Storm Relief	515,028.89
	3,233,298.00
 <i>For Social Security Subsidies:</i>		
Old Age Assistance	10,532,918.35	10,504,314.61
Dependent Children	19,890,655.86	15,917,480.87
Blind	675,147.04	750,416.30
Permanently and Totally Disabled	3,802,884.96	3,891,331.30
Crippled Children	282,469.40	287,186.03
Health	1,673,281.00	1,277,779.55
Vocational Rehabilitation	1,044,348.65	863,204.36
All Other	2,489,884.39	1,680,624.35
 <i>Totals</i>	 \$176,023,270.34	 \$163,432,266.76

* Denotes red figure.

EXPENDITURES

Expenditures of \$865,224,294 in 1961-62 represent an increase of \$78,430,344 over those of 1960-61. The factors largely responsible for this increase were the \$15,777,000 rise in expenditures for New Buildings, Land and Equipment, \$12,242,000 for Salaries and Wages and \$11,780,000 for State Aid for Education. Other increases were: Highway Construction \$8,020,000, Welfare \$7,525,000, Temporary Disability Benefits \$4,951,000, State Pensions and Non-Contributory Insurance \$4,285,000, Unemployment Compensation Benefits \$2,768,000, Current Repairs and Main-

tenance \$2,548,000, Services Other Than Personal \$1,503,000, Miscellaneous General State Purposes \$4,372,000, Miscellaneous State Aid Purposes \$3,808,000, Contributions for State University Operation \$1,312,000, Interest on State Bonds \$470,000, Locally Shared Taxes \$71,000 and Waterways \$30,000.

Offsetting these specific increases were decreases in: Materials and Supplies \$2,957,000, Purchase by Contract (Net) \$19,000 and State Aid-Highways \$103,000.

The following statement reflects the expenditures on an objective basis.

COMPARATIVE STATEMENT OF STATE EXPENDITURES OBJECTIVELY

(All Funds)

<i>General State Purposes:</i>	1961-62	1960-61
Salaries, Wages and Personal Services	\$134,707,739.58	\$122,465,852.51
Materials and Supplies	17,770,128.03	20,726,821.50
Services Other Than Personal	12,727,510.95	11,224,529.62
Current Repairs and Maintenance	6,953,084.96	4,405,502.64
State Pensions and Non-Contributory Insurance	17,072,460.24	12,787,585.31
Interest on State Bonds	5,106,972.50	4,637,085.00
Contributions for State University Operation	12,935,639.00	11,623,978.00
Purchase by Contract:		
Higher Education	1,656,892.08	1,326,697.21
Highway Maintenance	1,521,675.75	1,870,689.16
Additions and Improvements	1,806,082.25	1,758,096.74
All Other	19,177,075.45	14,805,161.20
<i>Total General State Purposes</i>	<u>\$231,435,260.79</u>	<u>\$207,631,998.89</u>
<i>State Aid Purposes:</i>		
Education	\$151,239,054.83	\$139,459,245.09
Welfare	77,114,454.04	69,589,819.58
Highway	16,801,397.62	16,904,836.51
Unemployment Compensation Benefits	170,171,273.81	167,403,601.12
Temporary Disability Benefits	17,717,615.12	12,766,264.29
Locally Shared Taxes	17,336,851.51	17,265,510.26
All Other	7,774,605.08	3,966,421.09
<i>Total State Aid Purposes</i>	<u>\$458,155,252.01</u>	<u>\$427,355,697.94</u>
<i>Capital Purposes:</i>		
New Buildings, Land and Equipment	\$48,273,455.88	\$32,496,333.32
Highway Construction	127,025,308.03	119,005,587.12
Waterways	335,016.96	304,332.39
<i>Total Capital Purposes</i>	<u>\$175,633,780.87</u>	<u>\$151,806,252.83</u>
<i>Total of All Expenditures</i>	<u>\$865,224,293.67</u>	<u>\$786,793,949.66</u>

The foregoing statement indicated that of the total expenditures, \$458,155,252, or 53% was for local purposes and the balance of \$407,069,042, or 47% went for State level activities. The comparable figures for the pre-

vious fiscal year were \$427,355,698, or 54% and \$359,438,251, or 46% respectively.

To reflect the total expenditures on a functional basis a comparative statement is submitted.

**COMPARATIVE STATEMENT OF STATE EXPENDITURES
FUNCTIONALLY
(All Funds)**

	1961-62	1960-61
Legislative	\$1,812,004.90	\$1,745,700.25
Judicial	4,036,081.60	3,471,181.56
General Administration	21,106,377.54	20,099,595.90
Military and Law Enforcement	22,561,892.87	19,754,605.14
Regulation of Business and Industry	17,541,120.16	14,053,442.19
Agriculture	5,051,826.48	4,661,778.45
Education	216,571,392.20	181,463,852.99
Institutions	70,916,234.30	61,674,226.91
Welfare	¹ 296,860,065.53	² 268,126,620.71
Conservation of Property and Natural Resources	³ 16,578,967.16	29,043,664.59
Health and Sanitation	5,600,498.01	4,646,166.11
Highways	169,001,130.75	159,507,113.84
Locally Shared Taxes	17,336,851.51	17,584,611.66
All Other	249,850.66	961,389.36
<i>Totals</i>	<u><u>\$865,224,293.67</u></u>	<u><u>\$786,793,949.66</u></u>

¹ Includes \$170,171,273.81 Unemployment Compensation and \$17,717,615.12 Temporary Disability Benefits.

² Includes \$167,403,601.12 Unemployment Compensation and \$12,766,264.29 Temporary Disability Benefits.

³ Decrease \$12,464,697.43 due mainly to exclusion of State Water Development Fund encumbrances which did not occur in 1962.

The foregoing comments and statements pertain to those funds under the control of both the State Treasurer and the Director of the Division of Budget and Accounting. They do not include revenues and expenditures of quasi-public funds over which the Treasurer exercises only custodial control, such as the















various pension funds. Complete statistics on the operation of these funds appear in the reports published by the various boards of trustees having control of these funds.

The comments and charts which follow will portray, in detail form, the various sources of New Jersey's revenues and expenditures.















Respectfully submitted,

JOHN A. KERVICK,
State Treasurer.

ABRAM M. VERMEULEN,
*Director, Division of Budget and
Accounting.*

<p>MOTOR FUEL TAXES</p>  <p>\$122,558,673</p>	<p>TOTAL REVENUE</p> <p>\$ 847,652,015</p>	<p>INVESTMENT EARNINGS</p>  <p>\$10,370,981</p>
<p>MOTOR VEHICLE FEES</p>  <p>\$76,119,954</p>	<p>DEPARTMENTAL SALES AND SERVICES</p>  <p>\$34,452,019</p>	<p>FEDERAL AID</p>  <p>\$176,023,270</p>
<p>CORPORATION TAXES</p>  <p>\$79,741,951</p>	<p>ALCOHOLIC BEVERAGE TAXES & LICENSES</p>  <p>\$23,933,947</p>	<p>UNEMPLOY'T COMP. TAXES & EARNINGS</p>  <p>\$132,325,378</p>
<p>CIGARETTE TAXES</p>  <p>\$59,545,096</p>	<p>R.R. AND TRANSPORTATION TAXES</p>  <p>\$28,144,354</p>	<p>TEMP. DISABILITY TAXES</p>  <p>\$15,390,473</p>
<p>RACING REVENUE</p>  <p>\$26,037,796</p>	<p>TRANSFER INHERITANCE TAXES</p>  <p>\$23,203,250</p>	<p>OTHER SOURCES</p>  <p>\$39,804,873</p>


FISCAL STATEMENT
 (ALL FUNDS)
1961-62


<p>WELFARE</p>  <p>\$296,860,066</p>	<p>LOCALLY SHARED TAXES</p>  <p>\$17,336,852</p>	<p>AGRICULTURE</p>  <p>\$5,051,826</p>
<p>EDUCATION</p>  <p>\$216,571,392</p>	<p>GENERAL ADMINISTRATION</p>  <p>\$21,106,378</p>	<p>HEALTH & SANITATION</p>  <p>\$5,600,498</p>
<p>HIGHWAYS</p>  <p>\$169,001,131</p>	<p>CONSERVATION OF NAT. RESOURCES</p>  <p>\$16,578,967</p>	<p>JUDICIAL</p>  <p>\$4,036,082</p>
<p>INSTITUTIONS</p>  <p>\$70,916,234</p>	<p>REG. OF BUSINESS & PROFESSIONS</p>  <p>\$17,541,120</p>	<p>LEGISLATIVE</p>  <p>\$1,812,005</p>
<p>MILITARY & LAW ENFORCEMENT</p>  <p>\$22,561,893</p>	<p>TOTAL EXPENDITURES</p> <p>\$ 865,224,294</p>	<p>ALL OTHERS</p>  <p>\$249,850</p>

NEW JERSEY'S PRINCIPAL SOURCES OF REVENUE

(All Funds)

Motor Fuels Taxes—Collected by the Division of Taxation from licensed motor fuels distributors. Taxes collected on motor fuels used in airplanes, ambulances, farm equipment, etc., are refunded. Rate since June 1, 1961, six cents per gallon. Revenue for fiscal year 1961-62 was \$122,558,673.

Motor Vehicle Fees, etc.—Fees for motor vehicle registrations, drivers' licenses, certificates of ownership, etc., are collected by the Division of Motor Vehicles. Revenue for fiscal year 1961-62 was \$76,119,954.

Corporation Taxes—These include the taxes on miscellaneous corporations, domestic life insurance corporations and foreign insurance corporations collected by the Division of Taxation. A revision of the Corporation Business Tax Act of 1945 effective on January 1, 1959 provided for a new tax on Miscellaneous Corporations (both domestic and foreign) based on allocable net income at the rate of 1¾% in addition to the previous tax based on net worth. Revenue for fiscal year 1961-62, \$79,741,951, of which \$25,509,227 represented receipts from the new corporate income tax. This division also collects a financial business tax which is distributed to counties and municipalities where such companies are doing business; this revenue for the fiscal year 1961-62 amounted to \$863,996.

Cigarette Taxes—Collected by the Division of Taxation through the sale of cigarette tax stamps to licensed distributors. Tax rate since May 23, 1961, seven cents per standard pack. Revenue for the fiscal year 1961-62 was \$59,545,096.

Pari-mutuel Racing Revenue—State's share of commissions, breakage, uncashed pari-mutuel tickets, fees and fines are collected by the New Jersey Racing Commission. Pari-Mutuel commission rate in 1961-62, 6% to the track and 7% to the State on the first forty million dollars; 5% to the track and 8% to the State above forty million dollars. The State receives all breakage up to ten cents. On March 29, 1962 the rate was increased ½% for the calendar year 1962 only, to raise additional revenue for the storm disaster of March 6, 1962. Rates were 6% to the track and 7½% to the State on the first forty million; 5% to the track and 8½% to the State above forty million. Break-

age remained the same. State's revenue for fiscal year 1961-62 was \$26,037,796.

Departmental Sales and Services—Includes revenue from institutional care, educational fees collected by State Colleges, filing fees, permits and miscellaneous. Revenue for fiscal year 1961-62 was \$34,452,019.

Alcoholic Beverage Taxes and Licenses—The tax is collected by the Division of Taxation and the license fees by the Division of Alcoholic Beverage Control from State licensees, i.e., manufacturers, wholesalers, transporters and warehousemen. Tax rates range from 3⅓ cents per gallon on malt beverages to \$1.50 per gallon on liquors. Revenue for the fiscal year 1961-62, taxes \$23,052,111 and licenses, \$881,836.

Railroad and Transportation Taxes—Includes a property tax and a franchise tax levied upon railroad property, net railway operating income and a Commuter Benefits Tax. Taxes on main stem property and franchise taxes on operating income for the fiscal year 1961-62 amounted to \$2,838,336. Taxes on second-class Railroad property amounting to \$15,306,018 were collected by the State and distributed to various municipalities of the State. Commuter Benefits Tax amounted to \$10,000,000. State revenue for fiscal year 1961-62 was \$28,144,354.

Transfer Inheritance Taxes—Collected by the Division of Taxation upon the transfer of property by will or intestate laws and by transfer to take effect at death or in contemplation thereof. Revenue for the fiscal year 1961-62 was \$23,203,250.

Investment Earnings—Earnings on State funds and other Dedicated and Trust funds invested, and in interest-bearing bank deposits amounted to \$10,370,981 for the fiscal year 1961-62, exclusive of the earnings of the State Unemployment Compensation Tax Fund. Earnings credited to this fund by the U. S. Treasurer amounted to \$9,279,635.

Federal Aid—Grants and allotments from the Federal Government for such programs as vocational rehabilitation, public assistance, highways and education. Revenue for fiscal year 1961-62 was \$176,023,270.

Unemployment Compensation Taxes and Earnings—Collected by the Division of Employment Security from employees and employers. Employees contribute at the rate of $\frac{1}{4}$ of 1% of the first \$3,000 of taxable wages received in each calendar year. Employers contribute at rates ranging from .7 of 1% to 3.9% of taxable payrolls. Taxes collected for 1961-62, \$132,325,378, earnings credited by the U. S. Treasurer \$9,279,635.

Temporary Disability Benefits Taxes—Collected by the Division of Employment Security from employees and employers. Employees contribute at the rate of $\frac{1}{2}$ of 1% of the first \$3,000 of taxable wages received in each calendar year. Employers contribute at rates ranging from .1 to .75 of 1% of taxable payrolls. Taxes for fiscal year 1961-62, \$15,390,473.

Unsatisfied Claim and Judgment Fees—Collected by the Division of Motor Vehicles from

uninsured registered owners of motor vehicles and from insurers. Rates are subject to the requirements of the fund. Each uninsured motor vehicle is liable to a maximum charge of \$15.00 upon registration. Revenue for fiscal year 1961-62 was \$2,684,581.

There are many instances where the statutes provide that certain revenues be added to current appropriations, to be expended in accordance with such statutes. An example of this is found in the appropriations for the Division of Resource Development in the Department of Conservation and Economic Development, shown on Exhibit "B", Schedule II, Account 420-100. It will be noted that the original appropriation was \$5,059,325, to which was added (also by statute) an unencumbered balance from the previous fiscal year \$3,513,455.97 and revenue earned during 1961-62 \$1,230,627.88.

INVESTMENT OF STATE FUNDS

The very satisfactory procedures established over the past several years with respect to the management of State funds have been continued for the fiscal year 1961-62.

As mentioned in previous reports, the development of a chart of estimated receipts and disbursements for the General Treasury over the course of a fiscal year has been a great help in investing temporary surplus funds to their utmost productivity.

The earnings in the investment of General Treasury funds alone amounted to \$938,063. The Temporary Disability Benefits Fund earned \$3,077,462, and the aggregate earnings of other Dedicated and Trust Funds amounted to \$6,355,456. With the exception of the State Police Retirement and Benevolent Fund, no Pension Funds are included in these earnings analysis. These Pension Funds publish their own annual reports.

STATE EXPENDITURES

Welfare—More than 34% of total State expenditures was for welfare purposes. A total of \$296,860,066 provided aid for crippled children, the aged, the mentally ill, dependent children, the unemployed and the physically disabled. Of the total \$170,171,274 represents unemployment compensation benefits and \$17,717,615 was for temporary disability benefits.

Education—Of the total State expenditures for 1961-62, \$216,571,392 or approximately 25% was for educational purposes. Of this total \$101,507,500 represents State aid to local districts. The balance was spent for the operation of the six State Colleges, School of Conservation, School for the Deaf, the State

Library, the State Museum, Rutgers University and Douglass College, and the purchase of higher education at Newark College of Engineering, Newark Technical School and Trenton Junior College and School of Industrial Arts. Debt service on 1951 State Teachers College construction bonds and Higher Education bonds is also included in this balance.

Highways—The total amount expended in 1961-62 for highway purposes was \$169,001,131 or over 20% of total State expenditures. Of this sum \$16,801,000 was distributed to counties and municipalities as State aid for road purposes. The balance was for construction and maintenance of State roads, grade crossing elimination and debt

service on 1930 highway improvement and grade crossing elimination bonds.

Institutions—A total of \$70,916,234 was spent for the operation of the State's hospitals, correctional institutions and other agencies of the Department of Institutions and Agencies.

Military and Law Enforcement—In 1961-62 the expenditure for this purpose was \$22,561,893. The money was spent to operate the State Police, Board of Tenement House Supervision, the Division of Motor Vehicles, the Department of Defense, including the National Guard and Civil Defense.

Locally Shared Taxes—The State Treasurer distributed to counties and municipalities in 1961-62, the sum of \$17,336,852 as follows: railroad taxes for local purposes \$15,306,018; 5% of inheritance tax collections \$1,165,543; financial business tax \$859,476, and poultry and solid fuel license fees \$5,815.

General Administration—A total of \$21,106,378 was spent to operate those agencies whose duties include the assessing, collecting, disbursing and auditing of funds and the general administration of State affairs. Such agencies as the Governor's Office, Secretary of State, the Division of Budget and Accounting and the Division of Taxation of the Department of the Treasury are in this category.

Conservation of Property and Natural Resources—Included in the expenditure of \$16,578,967 under this caption is the sum of \$3,571,297 representing State aid. The balance is the cost of operating the Department of Conservation and Economic Development, South Jersey Port Commission and Palisades Interstate Park, and includes expenditures for the Water Development Fund.

Regulation of Business and Professions—In 1961-62 a total of \$17,541,120 was spent for the operation of those agencies which regulate business, professions and industries by licensing, auditing and inspection. In this category are the Divisions of Alcoholic Beverage Control, Weights and Measures, Labor, Racing, Athletic, Banking and Insurance, Public Utility, Office of Milk Industry, professional licensing boards and various other regulatory agencies. It also reflects the expenditures for the continuation and improvement of railroad passenger service which was \$6,444,216.

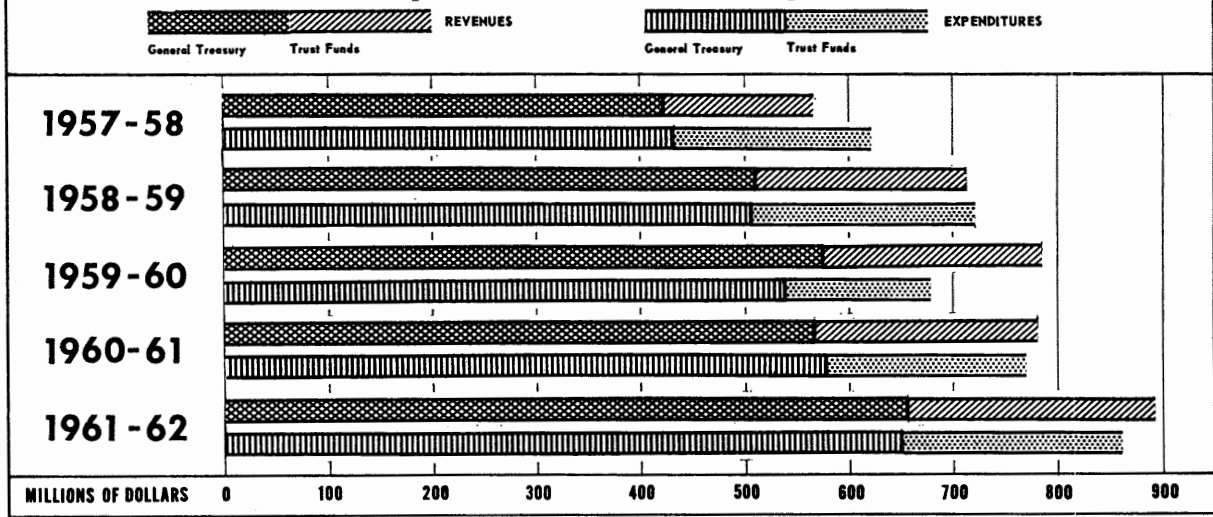
Agriculture—For 1961-62 the State spent \$5,051,826 for the operation of the Department of Agriculture and the Agricultural Experiment Station.

Health and Sanitation—The State spent \$5,600,498 to finance the various activities of the Department of Health and the Interstate Sanitation Commission. Typical programs are public health, maternal and child care, crippled children, rabies control, communicable and chronic diseases control and examination of public water systems and sewage treatment plants.

Judicial—For 1961-62, \$4,036,082 was spent in operating the State Judiciary, which includes the Supreme Court, the Superior Court, County Courts, County District Courts, Juvenile and Domestic Relations Courts and Criminal Judicial District Courts.

Legislative—For 1961-62, \$1,812,005 was spent for the activities of the Legislature, including advisory commissions and committees, the State Auditor's Office, the Law Revision and Legislative Services Commission and the Legislative Budget and Finance Director.

Revenues and Expenditures Rise as Population Increases

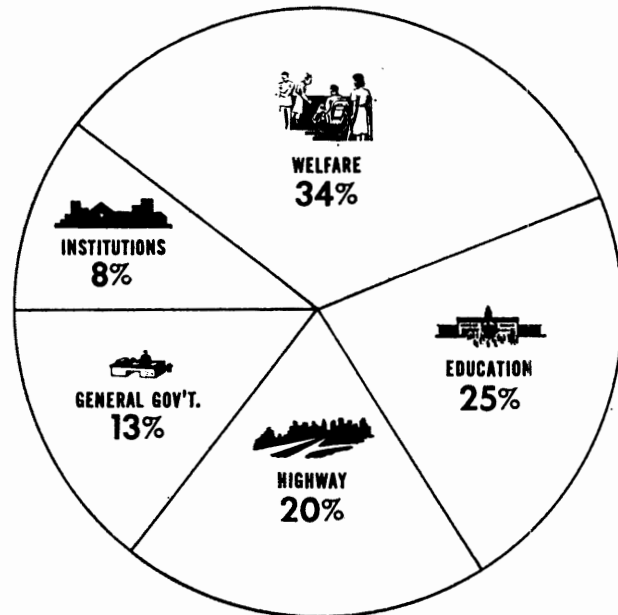


	1957-1958	1958-1959	1959-1960	1960-1961	1961-1962
<i>Revenues:</i>					
General Treasury	\$429,639,396	\$509,141,317	\$573,551,863	\$579,242,281	\$659,090,784
Trust Funds	131,946,046	204,683,655	213,103,247	212,785,232	230,561,231
Total	\$561,585,442	\$713,824,972	\$786,655,110	\$792,027,513	\$889,652,015
<i>Expenditures:</i>					
General Treasury	\$431,043,375	\$506,661,048	\$533,204,241	\$576,710,506	\$645,624,777
Trust Funds	191,272,150	212,285,723	145,384,016	210,083,443	219,599,516
Total	\$622,315,525	\$718,946,771	\$678,588,257	\$786,793,949	\$865,224,293
POPULATION (Estimated)	5,749,000	5,875,000	6,100,000	6,229,000	6,240,000

EXPENDITURES BY MAJOR FUNCTIONS FISCAL YEAR 1961-62

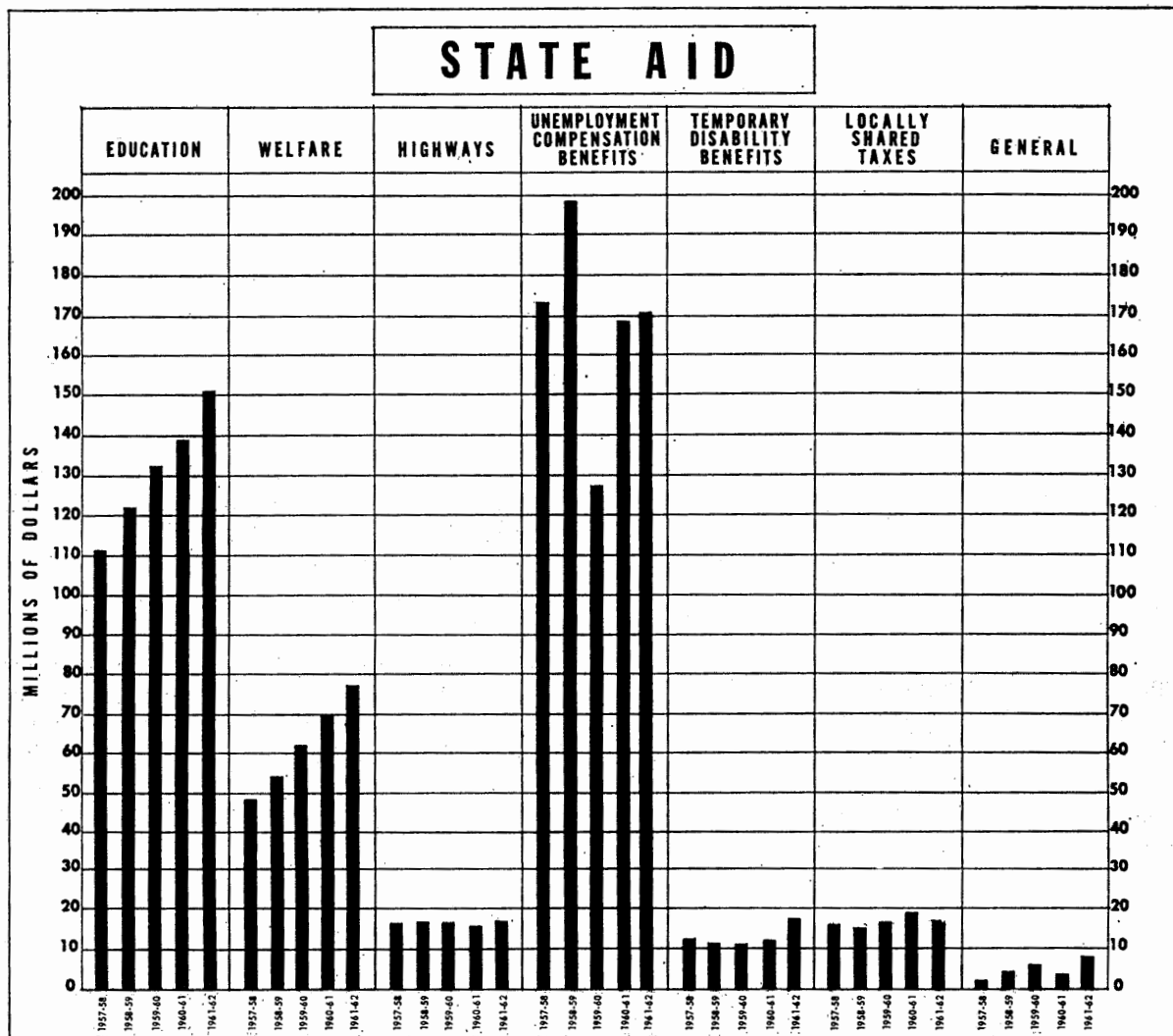
About 3 of every 4 Dollars are spent for:

**WELFARE
EDUCATION
HIGHWAYS**




In 1950 the population of New Jersey was 4,835,329. By 1962 it has grown to a figure estimated at 6,240,000, an increase of approximately 29%. Providing essential governmental services for this increase has taken, and will continue to take, large investments by the State.

Increased population means new schools for children, new and enlarged institutions for the ill, more parks, more and better health programs, larger welfare aid, expanded and more modern facilities for administrative purposes, and so on.



The chart of State Aid expenditures for the last five years depicts the upward trend in amounts spent for educational purposes. Expenditures for this area have spiraled from \$113,645,000 to \$151,239,000 in 1961-1962. The figure for 1957-58 includes amounts con-

tributed by the State to the State University, whereas these contributions for 1961-62—almost \$14,593,000—are not included, being listed as “Contributions for State University Operation” (\$12,936,000) and “Purchase by Contract” (\$1,657,000).



THE STATE DEBT

States, as well as individuals and corporations sometimes find it necessary and desirable to borrow funds. New Jersey has borrowed funds for such purposes as higher education, highway improvements, elimination of railroad crossings, construction of State teachers colleges, new and expanded mental institutions, and emergency housing. All bond issues must be approved by the people of the State. These moneys are to be raised by appropriations through future annual budgets.

During this fiscal year a \$28,000,000 Bond issue was floated for State Recreation and Conservation Land Acquisition and \$14,000,000

for Institution Construction—Act of 1960—for a total of \$42,000,000, and at the same time \$9,070,000 of outstanding bonds were retired. As a result, the State Debt as at June 30, 1962, \$205,096,000, was increased by \$32,930,000 over the preceding year-end balance of \$172,166,000.

In addition to the above direct obligations the State has guaranteed the principal and interest payments on the bonds issued by the N. J. Highway Authority. The State's liability for this debt service is contingent on the insufficiency of the revenue derived by the Authority to meet this obligation.

FINANCIAL EXHIBITS AND SCHEDULES

EXHIBIT "A"—Consolidated Balance

ASSETS	June 30, 1962		June 30, 1961	
The State Had Available to Meet Its Obligations:				
CASH AND CASH ITEMS:				
Demand Cash in Treasurer's Central Accounts	\$.....	\$54,162,897.73	\$.....	\$53,156,885.41
Demand Cash in Departmental Accounts and Petty Cash	14,822,688.67	9,015,632.66
Cash in State General Investment Account awaiting Investment	19,761.13	17,855.59
Time, Savings and Savings and Loan Accounts	8,400,937.50	8,430,937.50
Unemployment Compensation Funds in hands of U. S. Treasurer	309,838,517.22	308,947,097.29
Total Cash and Cash Items	<u>\$387,244,802.25</u>	<u>\$379,568,408.45</u>
INVESTMENTS:				
Securities held in Investment Accounts (cost)	\$348,089,294.98	\$.....	\$328,717,952.00	\$.....
Less: Reserve for Unamortized Premiums and Discounts	*363,181.33	*636,398.00
Par Value	\$.....	348,452,476.31	\$.....	329,354,350.00
Other Securities (Par)	188,700.00	188,700.00
Total Investments	<u>\$348,641,176.31</u>	<u>\$329,543,050.00</u>
ACCOUNTS RECEIVABLE:				
Railroad Taxes	\$589,762.99	\$165,169.42
Inheritance Taxes	1,003,395.53	1,052,897.64
New York Port Authority	5,045,517.28	9,150,882.00
Federal Government for Highway Purposes	214,484,640.36	197,723,378.21
Counties—1837 Surplus Revenue Fund	11,090.30	11,090.30
Veterans' Notes in Default (Cost)	2,026,854.33	2,076,306.17
Less: Reserve for doubtful accounts	2,026,854.33	2,076,306.17
Accounts Collectible through various departments	\$30,164,411.32	\$19,561,848.54
Less: Reserve for doubtful accounts	710,846.85	29,453,564.47	1,384,236.99	18,177,611.55
Other Miscellaneous Accounts	\$1,041,563.50	\$64,102.45
Less: Reserve for doubtful accounts	8,565.41	1,032,998.09	8,565.41	55,537.04
Total Accounts Receivable	\$.....	<u>\$251,620,969.02</u>	\$.....	<u>\$226,336,566.16</u>
OTHER ASSETS:				
State Purchase Revolving Fund (Inventories and Miscellaneous)	\$550,000.00	\$550,000.00
Unamortized premiums and discounts on Investments	*449,336.04	*779,894.81
Due from Sale of 1960 Institution Construction Bonds	26,000,000.00
Due from Sale of State Recreation and Conservation Land Acquisition Bonds	32,000,000.00
Amount to be raised for future redemption of State Bonds and Certificates of Agricultural College	205,096,000.00	172,166,000.00
Totals	<u>\$1,250,703,611.54</u>	<u>\$1,107,384,129.80</u>

* Denotes red figure.

New Jersey

Sheet—As at June 30, 1962 and 1961

LIABILITIES	June 30, 1962	June 30, 1961
CURRENT DEBT:		
Accounts Payable and Commitments—		
Current fiscal year	\$260,838,919.55	\$226,744,599.92
Prior fiscal years	4,857,901.53	2,424,637.86
Inheritance Tax Distribution to Counties	1,165,542.83	866,714.67
Railroad Taxes to Counties and Municipalities	589,397.11	164,803.54
Matured State Bonds	6,000.00	6,000.00
Interest on Matured State Bonds	26,984.37	26,984.37
Total Current Debt	<u>\$267,484,745.39</u>	<u>\$230,233,740.36</u>
APPROPRIATION BALANCES IN FORCE	<u>\$286,987,379.33</u>	<u>\$211,088,538.41</u>
DEFERRED REVENUES (Applicable to next fiscal year)	<u>\$5,634,030.80</u>	<u>\$8,321,222.58</u>
FUNDED DEBT:		
State Bonds	\$204,980,000.00	\$172,050,000.00
Certificates of Agricultural College	116,000.00	116,000.00
1837 Surplus Revenue Certificates	764,670.44	764,670.44
Total Funded Debt	<u>\$205,860,670.44</u>	<u>\$172,930,670.44</u>
RESERVES AND SURPLUSES:		
General Treasury surplus not available	\$756,200.00	\$778,700.00
General Treasury surplus available for appropriations	4,127,801.83	1,194,012.34
Reserve for Unemployment Compensation Benefits	309,075,123.40	321,230,487.28
Reserve for Temporary Disability Benefits	102,503,115.64	103,368,837.42
Other Dedicated and Trust Fund Reserves	68,274,544.71	58,237,920.97
Total Reserves and Surpluses	<u>\$484,736,785.58</u>	<u>\$484,809,958.01</u>
Totals	<u>\$1,250,703,611.54</u>	<u>\$1,107,384,129.80</u>

State of New Jersey
 EXHIBIT "B"—Comparative Balance Sheet—As at June 30, 1962, and June 30, 1961
 General Treasury *

ASSETS	June 30, 1962		June 30, 1961	
The General Treasury Had Available to Meet Its Obligations:				
Demand Cash in Banks in Treasurer's Central Accounts	\$	\$33,900,304.43	\$	\$22,647,346.74
Demand Cash in Departmental Accounts		14,460,467.52		8,671,958.73
Petty Cash		52,000.00		52,000.00
Investments and Moneys Awaiting Investment:				
Demand Cash in General Investment Account		19,761.13		17,855.59
Securities in General Investment Account—Cost	75,131,554.71		72,787,896.81	
Less: Reserve for Unamortized Premiums and Discounts	86,154.71	75,045,400.00	143,496.81	72,644,400.00
Time, Savings and Savings and Loan Accounts	\$	8,400,937.50	\$	8,430,937.50
Other Securities (Par)		188,700.00		188,700.00
Taxes Receivable—Inheritance and Railroad Taxes		1,593,158.52		1,218,067.06
Accounts Receivable:				
From Federal Government for Highway Purposes		214,484,640.36		†197,723,378.21
From Port of New York Authority		5,045,517.28		9,150,882.00
From Dedicated and Trust Funds		19,202,721.55		13,727,596.62
Other Accounts Receivable Collectible Through Various Departments	15,716,507.18		11,633,763.56	
Less: Reserve for Future Credits and Doubtful Accounts	710,846.85	15,005,660.33	1,384,236.99	10,249,526.57
Loans Receivable—Miscellaneous	\$190,099.70		\$223,489.84	
Less: Reserve for Future Credits and Doubtful Accounts	8,565.41	181,534.29	8,565.41	214,924.43
Deferred Charges to Dedicated and Trust Funds	\$		\$	
State Purchase Revolving Fund		550,000.00		550,000.00
Veterans' Education Revolving Fund (Contra)		23,807.58		23,909.08
Or Total Assets of		\$388,154,610.49		\$345,511,482.53
LIABILITIES				
The General Treasury Had Liabilities of:				
Accounts Payable for:				
Prior Fiscal Years	\$4,857,901.53	\$	\$2,424,637.86	\$
Current Fiscal Year (Schedule II)	226,864,601.16		198,875,482.11	
Railroad Taxes Payable to Counties and Municipalities	589,397.11		164,803.54	
Motor Fuels Tax Refunds	900,000.00		900,000.00	
Loans Payable to Veterans' Guaranteed Loan Fund (Contra)	23,807.58		23,909.08	
Or Total Liabilities of	\$	233,235,707.38	\$	202,388,832.59
Leaving a Net Excess of Assets Over Liabilities of		\$154,918,903.11		\$143,122,649.94
Of this excess there will be needed for unobligated appropriation balances which do not lapse on June 30	144,252,334.28		132,669,327.63	
There must be reserved for revenue received this year but applicable to next year	5,634,030.80		8,321,222.58	
There must be reserved to cover non-liquid assets unavailable for subsequent appropriations	904,736.20		938,087.39	
Total Requirements Against Net Assets	\$	150,791,101.28	\$	141,928,637.60
Leaving a Surplus as at June 30 of		\$4,127,801.83		\$1,194,012.34

* Does not include Dedicated or Trust Funds or Bonded Indebtedness.

† Includes \$1,130,409.50 Loan Funds from Federal Government to be repaid by deductions from 1962 Federal Aid Allotments and \$21,306.50 Loan Funds to be deducted from 1962 Federal Aid Allotments.

EXHIBIT "B"—Schedule I—Statement of Revenue as Anticipated by

	Anticipated to June 30, 1962	Realized to June 30, 1962
LEGISLATURE:		
Law Revision and Bill Drafting Commission	\$.....	\$.....
	\$.....	\$.....
DEPARTMENT OF LAW AND PUBLIC SAFETY:		
Tenement House Supervision.....	\$50,000.00	\$54,445.25
Hotel Fire Safety Inspection Fees.....	30,000.00	36,322.00
Alcoholic Beverage Licenses.....	890,000.00	881,835.63
Amusement Games Control Commission	60,000.00	64,133.80
Motor Vehicle Fees.....	70,300,000.00	68,798,528.71
Motor Vehicle Truck Increases.....	7,200,000.00	7,321,424.98
Fees from Safe Drivers Insurance Plan
Motor Vehicle Bus Excise Tax.....	125,000.00	267,955.21
Security-Responsibility Bureau	784,187.44	788,283.54
Division of Weights and Measures.....	42,000.00	39,122.50
Division of Law.....	25,000.00	3,529.73
Veterans' Guaranteed Loan Fund—Administration Expense Fund
Division of Law—Bureau of Securities	82,694.50
Division of State Police (General)	30,000.00	45,505.59
Division of Motor Vehicles (Miscellaneous)	30,000.00	2,067.45
Division of Professional Boards	100,572.00	100,572.00
Board of Public Accountants	24,721.00	24,721.00
Board of Architects	39,622.00	39,622.00
Board of Dentistry	32,950.00	32,950.00
Board of Mortuary Science	28,840.00	28,840.00
Board of Professional Engineers and Land Surveyors	49,393.00	49,393.00
Board of Medical Examiners	60,972.00	60,972.00
Board of Nursing	116,346.00	116,346.00
Board of Optometrists	14,758.00	14,758.00
Board of Pharmacy	47,081.00	47,081.00
Board of Veterinary Medical Examiners	3,452.00	3,452.00
Board of Shorthand Reporting	362.00	362.00
Board of Ophthalmic Dispensers and Technicians	8,305.00	8,305.00
Board of Beauty Culture Control	202,000.00	253,510.00
	\$80,295,561.44	\$79,166,732.89
DEPARTMENT OF THE TREASURY:		
Second-Class Railroad Tax	\$.....	\$.....
Main Stem and Franchise Taxes	2,700,000.00	2,838,536.05
Transfer Inheritance Tax	24,000,000.00	23,203,249.69
Miscellaneous Corporation Tax—Net Worth	35,500,000.00	35,691,825.14
Miscellaneous Corporation Tax—Net Income	27,900,000.00	25,509,226.63
Domestic Life Insurance Corporation Tax	600,000.00	895,887.43
Foreign Insurance Corporation Tax	17,800,000.00	17,645,011.32
Financial Business Tax
Cigarette Tax	61,000,000.00	59,545,096.12
Beverage Tax	23,000,000.00	23,052,111.79
Motor Fuels Tax	122,500,000.00	122,558,673.32
Public Utility Tax (Administration)	40,460.00	44,049.22
Outdoor Advertising Tax	135,000.00	144,401.14
Commuters Benefits Tax	12,000,000.00	10,000,000.00
Contributions to N. J. Firemen's Home and Association
Division of Local Government	125,000.00	100,129.81
Racing Tax	25,200,000.00	26,037,795.74
Earnings on Investments in General Investment Account	1,200,000.00	938,062.75
Dividends	18,870.00	18,870.00
Interest on Deposits	200,000.00	282,912.45
Personal Property Escheats	100,000.00	156,213.07
Transfer from Employment Security Division	66,708.00	58,906.04
Bureau of Construction
Administrative Division
Federal Receipts of Leased Lands Acquired for Flood Control

* Denotes red figure.

New Jersey
the Legislature and Amounts Actually Realized (On Accrual Basis)

Per Cent Realized to June 30, 1962	Unrealized to June 30, 1962	Anticipated to June 30, 1961	Realized to June 30, 1961	Per Cent Realized to June 30, 1961	Unrealized to June 30, 1961	Revenues Applicable to Specific Appropriations	
						June 30, 1962	June 30, 1961
...	\$.....	\$.....	\$.....	...	\$.....	\$.....	\$.....
...	\$.....	\$.....	\$.....	...	\$.....	\$.....	\$.....
108	*\$4,445.25	\$40,000.00	\$44,035.00	110	*\$4,035.00	\$.....	\$.....
121	*6,322.00	30,000.00	31,210.00	104	*1,210.00
99	8,164.37	875,000.00	900,312.01	103	*25,312.01
107	*4,133.80	150,000.00	68,430.00	46	81,570.00
98	1,501,471.29	67,200,000.00	67,317,667.90	100	*117,667.90	27,850.00
102	*121,424.98	6,800,000.00	6,922,599.65	102	*122,599.65
...	227,661.00
214	*142,955.21	100,000.00	244,481.27	244	*144,481.27
101	*4,096.10	702,662.78	724,213.46	103	*21,550.68
93	2,877.50	47,000.00	40,128.50	85	6,871.50	75.30
14	21,470.27	25,000.00	2,881.30	12	22,118.70	12,297.61	324,072.51
...	38,639.00	38,131.00
...	*82,694.50
152	*15,505.59	43,653.38	*43,653.38	1,113,181.83	1,079,057.74
9	27,932.55	31,847.35	*31,847.35	2,000.00
100	90,778.00	90,778.00	100
100	24,606.00	24,606.00	100	15,072.00	14,269.00
100	34,496.00	34,496.00	100	6,430.20	17,846.43
100	33,241.00	33,241.00	100	9,548.00	9,094.00
100	29,533.00	29,533.00	100	3,965.50	4,392.00
100	46,375.00	46,375.00	100	27,361.00	26,694.15
100	58,491.00	58,491.00	100	7,500.00	11,325.00
100	114,658.00	114,658.00	100	7,163.11	11,277.90
100	14,080.00	14,080.00	100	4,988.00	6,316.00
100	43,633.00	43,633.00	100	13,294.40	20,151.53
100	3,829.00	3,829.00	100	1,737.00	2,224.00
100	367.00	367.00	100	313.00	293.00
100	6,991.00	6,991.00	100	882.00	2,174.00
126	*51,510.00	175,000.00	223,392.10	128	*48,392.10
99	\$1,128,828.55	\$76,645,740.78	\$77,095,929.92	101	*\$450,189.14	\$1,490,108.95	\$1,597,168.26
...	\$.....	\$.....	\$.....	...	\$.....	\$15,306,017.75	\$15,567,034.96
105	*138,336.05	3,000,000.00	2,634,783.68	88	365,216.32
97	796,750.31	20,000,000.00	24,675,578.73	123	*4,675,578.73
101	*191,825.14	33,000,000.00	33,389,859.73	101	*389,859.73
91	2,390,773.37	35,000,000.00	26,337,572.41	75	8,662,427.59
149	*295,887.43	600,000.00	723,229.22	121	*123,229.22
99	154,988.68	16,400,000.00	16,622,719.14	101	*222,719.14
...	863,995.69	819,603.04
98	1,454,903.88	48,800,000.00	47,668,915.71	98	1,131,084.29
100	*52,111.79	22,500,000.00	22,192,691.70	99	307,308.30
100	*58,673.32	105,000,000.00	100,210,647.90	95	4,789,352.10
109	*3,589.22	39,919.00	42,141.54	106	*2,222.54
107	*9,401.14	135,000.00	141,584.90	105	*6,584.90
83	2,000,000.00	85,131.37	321,347.35
...
80	24,870.19	100,000.00	90,985.62	91	9,014.38
103	*837,795.74	25,000,000.00	25,337,772.77	101	*337,772.77
78	261,937.25	1,200,000.00	903,204.55	75	296,795.45
100	18,870.00	18,870.00	100
141	*82,912.45	175,000.00	223,902.82	128	*48,902.82
156	*56,213.07	135,000.00	95,722.64	71	39,277.36
88	7,801.96	67,899.00	69,161.50	102	*1,262.50	3,470.10
...	176,491.86	179,815.94
...	400,000.00	10,042.26
...	786.36	976.69

State of

EXHIBIT "B"—Schedule I—Statement of Revenue as Anticipated by

	Anticipated to June 30, 1962	Realized to June 30, 1962
Social Security Administration Account	\$375,000.00	\$399,318.56
Division of Purchase and Property		
State Purchase Fund		
Cafeteria—State House	90,817.00	90,817.00
Cafeteria—Highway	49,803.00	49,803.00
Excise Tax on Personal Communication Messages		
Commodity Surplus Fund		
Premium and Accrued Interest—State Teachers College Bldg. Construction Bonds		
State Employees' Payroll Deduction Adjustment Fund		
State Employees' Federal Income Tax Levy Fund		
Transportation Tax Withholding Account		
Premium and Accrued Interest—State Higher Education Fund		
Storm Disaster Fund		
	<u>\$354,601,658.00</u>	<u>\$349,260,696.27</u>
DEPARTMENT OF STATE:		
General Revenue	\$860,000.00	\$857,375.66
Commissions	88,000.00	91,400.83
Athletic Commissioner	46,000.00	34,798.70
	<u>\$994,000.00</u>	<u>\$983,575.19</u>
DEPARTMENT OF CIVIL SERVICE	\$.....	\$.....
DEPARTMENT OF BANKING AND INSURANCE:		
General Revenue	\$2,275,000.00	\$2,136,904.59
Division of Real Estate Commission	530,000.00	390,031.15
National Association of Insurance Commissioners Trust Fund		
Consumer Credit Licenses		
	<u>\$2,805,000.00</u>	<u>\$2,526,935.74</u>
DEPARTMENT OF AGRICULTURE:		
General Revenue	\$80,000.00	\$54,692.36
Office of Milk Industry	220,000.00	220,349.53
Federal Agricultural Loan Fund		
Federal Grants for Statistical Services		
Poultry Products Promotion Tax Account		
Federal Grants for Market Facilities Planning		
Federal Grants for Marketing Expansion		
Seed Potato Tax Account		
Asparagus Tax Account		
Apple Tax Account		
Control of Red Pine Scale—Federal Funds		
	<u>\$300,000.00</u>	<u>\$275,041.89</u>
DEPARTMENT OF DEFENSE:		
Armory Rental	\$90,000.00	\$78,155.94
Federal Aid—(Department of Defense)	180,000.00	164,461.85
National and/or State Guard		
Federal Aid—Civil Defense		
Federal Aid—Political Subdivisions Expenditure Control—Clearing Account ..		
Federal Aid—State Expenditure Control		
Federal Surplus Property Program		
Federal Aid—Civil Defense Personnel—Administrative Expense		
Federal Aid—Civil Defense—Political Subdivisions		
	<u>\$270,000.00</u>	<u>\$242,617.79</u>
DEPARTMENT OF PUBLIC UTILITIES	<u>\$395,000.00</u>	<u>\$293,005.25</u>

* Denotes red figure.

the Legislature and Amounts Actually Realized (On Accrual Basis)—Continued

Per Cent Realized to June 30, 1962	Unrealized to June 30, 1962	Anticipated to June 30, 1961	Realized to June 30, 1961	Per Cent Realized to June 30, 1961	Unrealized to June 30, 1961	Revenues Applicable to Specific Appropriations	
						June 30, 1962	June 30, 1961
106	*\$24,318.56	\$660,000.00	\$696,552.71	106	*\$36,552.71	\$.....	\$.....
...	27,000.00
...	2,760,396.62	3,505,619.10
100	89,715.00	89,715.00	100	8,179.07	8,274.96
100	49,173.00	49,173.00	100	2,256.16	2,132.13
...	2,481.07	2,422.84
...	30,000.00	30,000.00
...	54,182.84
...	15,172.54
...	18,879.87	16,891.01
...	15,206.55
...	46,074.18
...	228.00
98	<u>\$5,340,961.73</u>	<u>\$311,970,576.00</u>	<u>\$302,214,785.27</u>	97	<u>\$9,755,790.73</u>	<u>\$19,812,479.93</u>	<u>\$20,467,630.38</u>
99	\$2,624.34	\$800,000.00	\$966,600.40	121	*\$166,600.40	\$.....	\$.....
117	*3,400.83	85,000.00	83,999.17	99	1,000.83
76	11,201.30	35,000.00	38,846.34	111	*3,846.34
99	<u>\$10,424.81</u>	<u>\$920,000.00</u>	<u>\$1,089,445.91</u>	118	<u>*\$169,445.91</u>	<u>\$.....</u>	<u>\$.....</u>
...	<u>\$.....</u>	<u>\$.....</u>	<u>\$.....</u>	...	<u>\$.....</u>	<u>\$.....</u>	<u>\$.....</u>
94	\$138,095.41	\$2,100,000.00	\$2,055,599.78	98	\$44,400.22	\$.....	\$.....
74	139,968.85	425,000.00	458,138.00	108	*33,138.00
...	17,164.51	18,608.44
...	40,000.00
90	<u>\$278,064.26</u>	<u>\$2,525,000.00</u>	<u>\$2,513,737.78</u>	99	<u>\$11,262.22</u>	<u>\$17,164.51</u>	<u>\$58,608.44</u>
68	\$25,307.64	\$90,000.00	\$67,831.98	75	\$22,168.02	\$.....	\$.....
100	*349.53	200,000.00	215,911.96	108	*15,911.96
...	16,888.40	45,410.75
...	6,500.00	6,437.75
...	130,342.20	144,847.49
...	7,500.00
...	32,000.00	31,562.25
...	16,881.71	15,734.45
...	70,056.90	88,215.02
...	36,742.85	45,729.12
...	7,668.35
92	<u>\$24,958.11</u>	<u>\$290,000.00</u>	<u>\$283,743.94</u>	98	<u>\$6,256.06</u>	<u>\$324,580.41</u>	<u>\$377,936.83</u>
87	\$11,844.06	\$90,000.00	\$92,970.60	103	*\$2,970.60	\$.....	\$.....
91	15,538.15	166,610.00	161,933.18	97	4,676.82
...	170,160.19	22,965.48
...	14,963.18	15,769.95
...	49,430.82
...	44,086.41
...	21,958.26	45,903.31
...	84,000.00	116,859.40
...	62,283.19
90	<u>\$27,382.21</u>	<u>\$256,610.00</u>	<u>\$254,903.78</u>	99	<u>\$1,706.22</u>	<u>\$446,882.05</u>	<u>\$201,498.14</u>
74	<u>\$101,994.75</u>	<u>\$200,000.00</u>	<u>\$311,850.53</u>	156	<u>*\$111,850.53</u>	<u>\$.....</u>	<u>\$.....</u>

State of

EXHIBIT "B"—Schedule I—Statement of Revenue as Anticipated by

	Anticipated to June 30, 1962	Realized to June 30, 1962
DEPARTMENT OF HEALTH:		
General Revenue	\$100,000.00	\$156,477.05
Rabies Control Fund	94,657.00	94,657.00
Transfer from Rabies Control Fund		
Board of Barber Examiners	95,000.00	95,023.00
Public Health—Federal Funds		
Drug Program		
Maternal and Child Health—Federal Funds		
Rapid Treatment V.D.—Federal Funds		
Water Pollution Control—Federal Funds		
Homemakers Executive Development Project II—Federal Funds		
Ecology of Eastern Encephalitis		
Continuity of Care—Strokes and Congestive Heart Failure—Federal Funds		
Radiation Research Project III—Federal Funds		
Milbank Research Grant—Private Funds		
Crippled Children—Federal Funds		
"E1" Virus Research		
Virus Research Project (Continuation)		
Leukemia Study—Federal Funds		
Rheumatic Fever Study—Federal Funds		
Virus Research Project—Federal Funds		
Presymptomatic Failure—Heart Disease—Federal Funds		
Arteriosclerosis Study—Federal Funds		
Coronary Heart Disease Research Project—Federal Funds		
Coronary Heart Disease Research Project—II—Federal Funds		
T. B. Planning Project—Federal Funds		
	<u>\$289,657.00</u>	<u>\$346,157.05</u>
DEPARTMENT OF LABOR AND INDUSTRY:		
Division of Labor—General Revenue	\$260,000.00	\$320,367.71
Workmen's Compensation Tax Division		
Transfer from 1% Compensation Tax Fund	50,000.00	50,000.00
Wage and Hour Trust Fund		
Federal Grants for Statistical Purposes		
Workmen's Compensation Rehabilitation Pilot Project		
1% Compensation Tax Fund	444,091.00	444,091.00
Division of Employment Security		
Rehabilitation Commission (State)		
Rehabilitation Commission (Federal Fund)	1,064,071.00	1,029,460.54
Old Age Survivors' Insurance (Federal Fund) Administration		
Office Building—Reed Act Funds		
	<u>\$1,818,162.00</u>	<u>\$1,843,919.25</u>
DEPARTMENT OF CONSERVATION AND ECONOMIC DEVELOPMENT:		
Division of Resource Development	\$525,000.00	\$525,000.00
State Housing—Rentals	20,000.00	287,603.40
State Housing—Sale of Units	1,000,000.00	479,678.57
Excess Diversion Fees	200,000.00	183,107.34
Well Drillers Licenses	15,000.00	14,547.00
Division of Shell Fisheries	80,000.00	69,281.07
Morris Canal and Banking Company	51,421.00	51,421.00
Delaware and Raritan Canal	245,000.00	240,720.15
Federal Forest Fires Fund	25,800.00	169,131.76
Federal Forest Nursery Fund		
Federal Farm Forestry Fund		
New Jersey Pilot Commissioners	20,360.00	20,311.55
Pollution Control Demonstration Project—Federal Funds		
Federal Airport Grant Fund		
Watershed Projects of New Jersey—Federal Funds		

* Denotes red figure.

the Legislature and Amounts Actually Realized (On Accrual Basis)—Continued

Per Cent Realized to June 30, 1962	Unrealized to June 30, 1962	Anticipated to June 30, 1961	Realized to June 30, 1961	Per Cent Realized to June 30, 1961	Unrealized to June 30, 1961	Revenues Applicable to Specific Appropriations	
						June 30, 1962	June 30, 1961
156	*\$56,477.05	\$90,000.00	\$91,333.36	101	*\$1,333.36	\$468.50	\$6.00
100	89,929.00	89,929.00	100	8,045.10	392.23
...	10,876.52	...	*10,876.52
100	*23.00	90,000.00	96,956.00	108	*6,956.00
...	832,166.00	700,171.00
...	25,000.00
...	354,651.00	254,703.55
...	40,223.00	15,622.00
...	144,857.00	80,704.00
...	2,000.00	1,700.00
...	30,436.00
...	2,000.00	8,000.00
...	130,703.00	161,403.00
...	8,575.00
...	282,469.40	287,186.03
...	54,625.00
...	19,740.00
...	4,600.00
...	400.00	1,600.00
...	15,361.00
...	24,880.00
...	8,640.00
...	16,850.00	25,275.00
...	16,850.00
...	2,900.00
120	*\$56,500.05	\$269,929.00	\$289,094.88	107	*\$19,165.88	\$1,997,839.00	\$1,565,363.81
123	*\$60,367.71	\$250,000.00	\$286,826.34	115	*\$36,826.34	\$.....	\$2,500.00
...	919.38
100	50,000.00	50,000.00	100
...	4,375.59	8,739.19
...	18,000.00	18,000.00
...	18,048.18	11,191.29
100	378,902.00	378,902.00	100	48,308.06	112,322.89
...	17,764,441.82	14,049,481.94
...	9,330.64	12,137.98
97	34,610.46	1,055,885.00	908,499.72	86	147,385.28	20,734.11
...	712,056.60	482,844.67
...	2,128,330.00
101	*\$25,757.25	\$1,734,787.00	\$1,624,228.06	94	\$110,558.94	\$20,723,625.00	\$14,698,137.34
100	\$.....	\$450,000.00	\$450,000.00	100	\$.....	\$1,314,084.16	\$1,461,549.28
1438	*267,603.40	20,000.00	218,198.64	1091	*198,198.64
48	520,321.43	2,000,000.00	2,715,396.53	136	*715,396.53
92	16,892.66	175,000.00	143,599.68	82	31,400.32
97	453.00	18,000.00	12,892.50	72	5,107.50
87	10,718.93	110,000.00	75,336.35	68	34,663.65
100	49,393.00	49,393.00	100	14,980.18	4,516.82
98	4,279.85	215,000.00	214,953.46	99	46.54
656	*143,331.76	99,731.08
...	5,439.42
...	20,870.47
99	48.45	16,080.00	16,080.00	100	3,767.81
...	26,245.00
...	722,461.26	515,028.89
...	2,096.64

EXHIBIT "B"—Schedule I—Statement of Revenue as Anticipated by

	Anticipated to June 30, 1962	Realized to June 30, 1962
Planning of Small Watersheds—Federal Funds	\$.....	\$.....
Federal Reimbursement State Share Beach Protection		
Estate of Mary E. Brown Fund		
Division of State and Regional Planning		
New Jersey Emergency Housing		
Paulinskill Watershed Program		
Stony Brook Watershed		
Stony Brook Watershed Forest Management Program—Federal Funds		
Division of Fish and Game	1,411,629.00	1,411,629.00
Public Shooting and Fishing Grounds—Federal Aid	132,000.00	132,000.00
Study of Small Business Projects—Federal Funds		
Agriculture Conservation Program—Federal Funds		
	<u>\$3,726,210.00</u>	<u>\$3,584,430.84</u>
DEPARTMENT OF EDUCATION:		
Veterans Education Revolving Fund	\$.....	\$.....
Federal Food Lunch Program		
Federal Special School Milk Program		
Federal Vocational Education—Smith-Hughes Fund	137,880.00	106,004.75
Federal Vocational Education—George-Barden Fund		
Civil Defense Adult Education Program—Federal Fund		
W. T. Grant Foundation—Child and Youth Study Program		
National Defense Educational Act—Federal Fund		
George-Barden—Practical Nurse Training		
Federal Extension of Public Library Service to Rural Areas		
State Board of Examiners	57,000.00	63,459.50
Academic Certificate Fund	36,000.00	40,090.50
Graduate Fellowship for Mentally Retarded—Federal Funds		
Area Retaining Program—Federal Funds		
National Survey of School Facilities—Federal Funds		
State Colleges		
Glassboro		
Tuition—Regular	197,000.00	197,000.00
Demonstration School	75,000.00	42,054.00
Miscellaneous	8,000.00	7,313.31
Cafeteria and Boarding Halls Fees	340,000.00	340,000.00
Summer Extension, Field, Graduate Fees	193,000.00	193,000.00
National Defense Educational Act—Student Loan Fund		
Glassboro Student Activity Fund		
National Science Foundation—Federal Aid		
Jersey City		
Tuition—Regular	190,000.00	190,000.00
Miscellaneous	4,000.00	7,796.98
Cafeteria and Boarding Halls Fees	44,000.00	1,921.92
Summer Extension, Field, Graduate Fees	100,460.00	96,850.00
National Defense Educational Act—Student Loan Fund		
Newark		
Tuition—Regular	175,000.00	175,000.00
Miscellaneous	7,500.00	11,951.50
Cafeteria and Boarding Halls Fees	48,000.00	9,315.75
Summer Extension, Field, Graduate Fees	340,000.00	340,521.20
National Defense Educational Act—Student Loan Fund		
Graduate Program—Mentally Retarded		
Research Project for Mentally Retarded—Federal Funds		
Paterson		
Tuition—Regular	220,000.00	220,000.00
Miscellaneous	5,000.00	6,083.87
Cafeteria and Boarding Halls Fees		3,600.00
Summer Extension, Field, Graduate Fees	178,000.00	198,500.00
National Defense Educational Act—Student Loan Fund		
Paterson Student Activity Fund		

* Denotes red figure.

the Legislature and Amounts Actually Realized (On Accrual Basis)—Continued

Per Cent Realized to June 30, 1962	Unrealized to June 30, 1962	Anticipated to June 30, 1961	Realized to June 30, 1961	Per Cent Realized to June 30, 1961	Unrealized to June 30, 1961	Revenues Applicable to Specific Appropriations	
						June 30, 1962	June 30, 1961
...	\$.....	\$.....	\$.....	...	\$.....	\$.....	\$336.06
...
...	200.00
...	509,249.25
...	335.00
...	1,199.46
...	6,250.00
...	753.20
100	1,471,433.00	1,471,433.00	100	128,318.92	98,505.96
100	120,000.00	120,000.00	100	410,365.77	199,353.90
...	9,000.00	33,000.00
...	6,640.35	2,030.20
96	<u>\$141,779.16</u>	<u>\$4,644,906.00</u>	<u>\$5,487,283.16</u>	118	<u>*\$842,377.16</u>	<u>\$3,143,641.53</u>	<u>\$2,452,667.55</u>
...	\$.....	\$.....	\$.....	...	\$.....	\$.....	\$584.91
...	1,829,839.00	1,653,087.00
...	2,452,592.10	2,206,534.00
77	31,875.25	103,600.00	117,529.36	113	*13,929.36	200,942.87	167,601.79
...	790,237.41	433,565.70
...	65,000.00
...	36,710.00	23,605.00
...	2,050,902.39	1,628,847.75
...	126,256.34
...	102,236.00	103,153.00
111	*6,459.50	47,000.00	58,130.24	123	*11,130.24
111	*4,090.50	43,000.00	34,362.25	80	8,637.75
...	11,000.00	7,350.00
...	22,865.00
...	927.20
100	151,000.00	136,444.56	90	14,555.44	40,576.87	36,314.20
56	32,946.00	75,000.00	76,680.25	102	*1,680.25
91	686.69	7,000.00	7,823.39	112	*823.39	137,453.66	92,431.75
100	300,000.00	277,619.11	93	22,380.89	30,053.56
100	83,000.00	83,000.00	100	1,269.74	98,147.51
...	36,806.69	27,830.70
...	30.00
...	14,730.00
100	150,045.00	150,045.00	100	6,889.94	13,724.65
195	*3,796.98	5,000.00	4,173.28	83	826.72	120,750.12	83,374.41
4	42,078.08	44,000.00	42,701.92	97	1,298.08
96	3,610.00	25,460.00	25,460.00	100	75,361.15
...	39,688.80	29,000.00
100	155,000.00	155,000.00	100	16,417.25	13,326.09
159	*4,451.50	7,500.00	9,775.65	130	*2,275.65	162,935.42	128,369.80
19	38,684.25	45,000.00	36,783.81	82	8,216.19
100	*521.20	125,000.00	125,000.00	100	80,193.65	225,222.71
...	46,713.91	29,183.29
...	7,350.00	10,200.00
...	250.00
100	190,000.00	190,000.00	100	16,944.30	20,844.95
122	*1,083.87	5,000.00	8,998.20	180	*3,998.20	135,697.68	99,437.95
...	*3,600.00	61,500.00	3,006.02	5	58,493.98
112	*20,500.00	78,500.00	78,500.00	100	4,750.90	126,637.59
...	36,454.59	17,752.00
...	68,420.00

State of

EXHIBIT "B"—Schedule I—Statement of Revenue as Anticipated by

	Anticipated to June 30, 1962	Realized to June 30, 1962
Montclair		
Tuition—Regular	\$246,375.00	\$246,375.00
Miscellaneous	8,000.00	6,621.98
Cafeteria and Boarding Halls Fees	241,185.00	226,299.81
Summer Extension, Field, Graduate Fees	195,500.00	154,578.10
National Science Foundation Grant—Federal Funds		
National Defense Educational Act—Student Loan Fund		
Montclair Student Activity Fund		
Atomic Energy Commission—Federal Funds		
Trenton		
Tuition—Regular	200,000.00	200,000.00
Miscellaneous	4,000.00	9,560.47
Cafeteria and Boarding Halls Fees	535,000.00	535,000.00
Summer Extension, Field, Graduate Fees	246,460.00	246,460.00
National Defense Educational Act—Student Loan Fund		
Trenton Student Activity Fund		
Atomic Energy Commission—Federal Funds		
National Science Foundation—Federal Funds		
School for the Deaf	14,600.00	13,948.85
School for Conservation	118,895.00	115,241.10
Agricultural Experiment Station	80,000.00	82,189.97
Fertilizer Inspection Fees	125,000.00	90,025.56
Teachers' Pension and Annuity Fund		
State University		
U. S. Appropriation for Agricultural College		
State Museum—Service Charges	10,000.00	4,869.45
Revolving Fund for Damaged or Lost Films		
Archeological Research Project—Federal Funds		
Miscellaneous		
	\$4,380,855.00	\$4,181,633.57
STATE HIGHWAY DEPARTMENT:		
Miscellaneous Revenue	\$40,000.00	\$16,111.27
Federal Aid		
Flood Damage to Bridge—Delaware River Bridge Commission		
Reimbursement from Port of New York Authority		
State Aid to Counties and Municipalities		
Advanced Engineering Studies		
Defense Access Roads—Federal Fund		
	\$40,000.00	\$16,111.27
DEPARTMENT OF INSTITUTIONS AND AGENCIES:		
Department of Institutions and Agencies—Central Office	\$.....	\$.....
Bureau of Assistance and Central Office—Administrative Expenses—Federal Fd.	175,000.00	273,972.92
Federal Aid Mental Hygiene Clinics		
Federal Aid for Construction of Government and Voluntary Hospitals		
Soldiers Home, Menlo Park—Federal Aid	66,855.00	68,680.76
Soldiers Home, Vineland—Federal Aid	91,850.00	99,914.10
State Use Revolving Fund		
State Home for Boys	9,600.00	14,939.46
State Home for Girls	2,400.00	7,028.40
Old Age Assistance to Counties for Administrative Expenses—Federal		
Recoveries—Old Age Assistance		
Relief Subsidies		
Federal Subsidy for Old Age Assistance		
Federal Subsidy, Permanently, Totally Disabled		
Administration of the Blind—Federal Aid	260,000.00	211,737.35

* Denotes red figure.

the Legislature and Amounts Actually Realized (On Accrual Basis)—Continued

Per Cent Realized to June 30, 1962	Unrealized to June 30, 1962	Anticipated to June 30, 1961	Realized to June 30, 1961	Per Cent Realized to June 30, 1961	Unrealized to June 30, 1961	Revenues Applicable to Specific Appropriations	
						June 30, 1962	June 30, 1961
100	\$.....	\$225,000.00	\$225,000.00	100	\$.....	\$27,666.17	\$29,845.98
83	1,378.02	12,000.00	11,547.08	96	452.92	203,733.07	163,761.57
94	14,885.19	180,500.00	180,500.00	100	33,929.30
79	40,921.90	75,500.00	75,500.00	100	400.00	114,769.13
...	96,450.00	96,930.00
...	82,596.25	69,394.56
...	46.00
...	7,500.00
100	170,000.00	169,812.70	99	187.30	21,408.04	23,884.57
239	*5,560.47	3,000.00	3,599.71	120	*599.71	155,074.74	198,930.78
100	522,650.00	522,650.00	100	35,768.48	57,456.03
100	66,460.00	66,437.50	99	22.50	64,577.17	188,593.80
...	50,812.85	43,670.00
...	349.75
...	6,000.00
...	10,850.00	32,400.00
96	651.15	14,000.00	12,954.50	93	1,045.50	9,597.00	11,845.00
97	3,653.90	89,187.00	89,187.00	100	27,587.65	22,459.72
103	*2,189.97	80,000.00	72,439.69	91	7,560.31
72	34,974.44	125,000.00	99,111.46	79	25,888.54
...	82,193.24
...	750.00
...	260,860.27	118,233.27
49	5,130.55	7,800.00	10,248.29	131	*2,448.29	2,467.05
...	7,411.55
...	1,275.85	1,252.00
...	25,235.00	20,860.00
95	<u>\$199,221.43</u>	<u>\$3,272,702.00</u>	<u>\$3,160,020.97</u>	97	<u>\$112,681.03</u>	<u>\$9,670,752.38</u>	<u>\$8,783,446.75</u>
40	\$23,888.73	\$80,000.00	\$35,289.60	44	\$44,710.40	\$8,973,047.10	\$5,024,571.34
...	86,659,293.00	74,007,759.00
...	32,812.17	42,088.71
...	690,000.00	1,980,000.00
...	1,115.00
...	179,406.16	71,771.18
...	76,400.00
40	<u>\$23,888.73</u>	<u>\$80,000.00</u>	<u>\$35,289.60</u>	44	<u>\$44,710.40</u>	<u>\$96,534,558.43</u>	<u>\$81,203,705.23</u>
156	\$*98,972.92	\$262,000.00	\$130,098.05	88	*\$130,098.05	\$.....	\$.....
...	229,654.92	...	32,345.08
...	184,421.00	175,158.00
103	*1,825.76	56,000.00	63,582.47	114	*7,582.47	2,834,164.71	2,186,416.92
109	*8,064.10	74,000.00	91,433.59	124	*17,433.59
156	*5,339.46	6,000.00	8,979.47	150	*2,979.47	1,920,137.17	1,901,614.66
293	*4,628.40	5,000.00	1,896.13	38	3,103.87	5,694.14	9,652.80
...	26,099.89
...	1,174,683.22	915,462.02
...	44,210.75
...	10,532,918.35	10,504,314.61
...	3,802,884.96	3,891,331.30
81	48,262.65	191,000.00	213,904.37	112	*22,904.37	488,364.81	751,038.96

EXHIBIT "B"—Schedule I—Statement of Revenue as Anticipated by

	Anticipated to June 30, 1962	Realized to June 30, 1962
Federal Subsidy for the Rehabilitation of the Blind	\$.....	\$.....
Board of Child Welfare—Federal Aid		
Development and Evaluation of Attendant Training Plan—Federal Funds.....		
Psychology Training—Federal Funds		
Nurse Tuition Assistance Program		
Special Project Study Merri-Acres School		
State Subsidy—Municipal Aid		
Control—Halfway House Project—Federal Funds		
Control—Bureau of Construction Fees		
Institution Construction—Chapter 157, P. L. 1960		
Correlation of Community Services—Turrell Fund		
Co-ordination of Volunteer Service—Turrell Fund		
Adoption Law Fees	70,000.00	81,281.71
State Aid—Maintenance of Dependent Children		
Assistance for Dependent Children—Federal Aid		
Clothing Revolving Fund (Child Welfare)		
Vineland State School	1,490,000.00	1,467,118.04
Research Laboratory Construction—Federal Funds		
North Jersey Training School	860,000.00	834,376.40
Colony for Feeble-Minded—Woodbine	970,000.00	937,243.99
Colony for Feeble-Minded—New Lisbon	840,000.00	835,857.90
E. R. Johnstone Training and Research Center	188,000.00	183,174.18
Rehabilitation Research Project—Federal Funds		
Teaching Machine—Federal Funds		
Psychiatric Administration Control		
Group Rehabilitation Project (Ford Foundation)		
Division of Mental Retardation		
Geriatric Unit—Federal		
Urgent Capital Items		
Federal Aid—Maintenance Dependent Children		
Study of Old Age Assistance Recipients, Placements and Nursing Hospitals ...		
Remodeling Psychological Institute		
Federal Aid Mental Hygiene Clinics—Administration		
Hospital—Greystone Park	5,180,000.00	5,119,139.04
Hospital—Trenton	3,110,000.00	3,231,111.42
Hospital—Marlboro	2,940,000.00	2,845,016.70
Hospital—Ancora	2,350,000.00	2,322,234.73
Neuropsychiatric Institute	1,675,000.00	1,579,642.52
Arthur Brisbane Child Treatment Center	75,000.00	79,643.58
Diagnostic Center	215,000.00	220,712.53
Sanatorium for Chest Diseases	95,000.00	89,103.16
	<u>\$20,663,705.00</u>	<u>\$20,501,928.89</u>
INTERSTATE AND TEMPORARY COMMISSIONS:		
Delaware River Joint Toll Bridge Commission	\$143,455.00	\$137,108.70
New Jersey Tercentenary Commission		
RENTAL CHARGES FROM SPECIAL FUNDS		
PENSION CONTRIBUTION REIMBURSEMENTS FROM SPECIAL FUNDS	975,000.00	995,657.09
SOCIAL SECURITY CONTRIBUTION REIMBURSEMENTS FROM SPECIAL FUNDS	325,000.00	455,107.94
NON-CONTRIBUTORY INSURANCE FOR COUNTIES AND MUNICIPALITIES AND PUBLIC AGENCIES		
NON-CONTRIBUTORY LIFE INSURANCE—ACCIDENTAL DEATH BENEFITS		
HEALTH BENEFITS CONTRIBUTION REIMBURSEMENT FROM SPECIAL FUND		193,467.61
STORM RELIEF FUND—FEDERAL		

* Denotes red figures.

the Legislature and Amounts Actually Realized (On Accrual Basis)—Continued

Per Cent Realized to June 30, 1962	Unrealized to June 30, 1962	Anticipated to June 30, 1961	Realized to June 30, 1961	Per Cent Realized to June 30, 1961	Unrealized to June 30, 1961	Revenues Applicable to Specific Appropriations June 30, 1962	Revenues Applicable to Specific Appropriations June 30, 1961
...	\$.....	\$.....	\$.....	...	\$.....	\$186,782.23	\$.....
...	418,605.36	283,441.36
...	66,663.00
...	18,986.00
...	1,600.50
...	400.00
...	58,727.91
...	27,746.00
...	45,000.00
...	26,795.00	288,848.12
...	11,680.00
...	7,000.00
116	*11,281.71	60,000.00	80,302.70	134	*20,302.70	103.69
...	19,890,655.86	15,917,480.87
...	939,169.63	813,719.31
98	22,881.96	1,450,000.00	1,378,511.05	95	71,488.95	12,207.61	12,093.56
...	498.00
97	25,623.60	740,000.00	792,006.90	107	*52,006.90	5,861.53	100.00
97	32,756.01	900,000.00	892,592.11	99	7,407.89	272.80
...	5,251.27
99	4,142.10	780,000.00	769,602.16	99	10,397.84	5,436.43	507.10
97	4,825.82	150,000.00	174,918.18	117	*24,918.18	60.90	39,150.19
...	71,679.87	60,000.00
...	50,990.00	4,260.00
...	4,260.00	45,000.00
...	40,000.00
...	5,453.33
...	6,250.00
...	46,883.00	3,000.00
...	10,000.00
...	2,500.00
...	2,809.55
99	60,860.96	5,000,000.00	4,795,559.68	96	204,440.32	15,935.40	19,212.68
104	*121,111.42	3,300,000.00	2,896,494.01	88	403,505.99	23,858.63	33,658.97
97	94,983.30	2,800,000.00	2,722,483.59	97	77,516.41	24,568.01	27,519.83
99	27,765.27	2,300,000.00	2,175,483.22	95	124,516.78	226.22	235.55
94	95,357.48	1,650,000.00	1,541,911.72	93	108,088.28	77,743.42	52,160.59
106	*4,643.58	75,000.00	72,316.35	96	2,683.65	75.00
103	*5,712.53	215,000.00	199,295.76	93	15,704.24
94	5,896.84	100,000.00	89,724.56	90	10,275.44	1,200.11	310.00
99	<u>\$161,776.11</u>	<u>\$20,114,000.00</u>	<u>\$19,320,750.99</u>	96	<u>\$793,249.01</u>	<u>\$43,061,869.20</u>	<u>\$38,001,333.46</u>
96	\$6,346.30	\$143,112.00	\$127,772.16	89	\$15,339.84	\$.....	\$.....
...	4,000.00
...	8,000.00
102	*20,657.09	950,000.00	954,137.18	100	*4,137.18	14,553.68
140	*130,107.94	300,000.00	359,465.33	120	*59,465.33	16,594.64
...	1,896,866.25	1,293,986.25
...	46,556.70
...	*193,467.61	2,650.28
...	3,233,298.00

EXHIBIT "B"—Schedule I—Statement of Revenue as Anticipated by

	Anticipated to June 30, 1962	Realized to June 30, 1962
THE JUDICIARY:		
Court Fees	\$1,600,000.00	\$1,706,725.14
Transfer of Old Balances		195,565.91
MISCELLANEOUS SOURCES	200,000.00	185,210.66
	<u>\$3,243,455.00</u>	<u>\$3,868,843.05</u>
INTERFUND TRANSFERS:		
Veterans' Guaranteed Loan Fund	\$750,000.00	\$750,000.00
Unsatisfied Claim and Judgment Fund	137,262.00	137,262.00
Unclaimed Bank Deposits—Escheats	100,000.00	113,247.34
Unclaimed Life Insurance—Escheats	10,000.00	13,491.94
Unclaimed Personal Property—Escheats	100,000.00	54,974.25
Transfer from State Recreation and Conservation Land Acquisition Fund		285,594.39
State Water Development Fund	986,750.00	1,107,021.49
School Fund Income	640,000.00	662,989.27
1837 Surplus Revenue Fund—Income	21,000.00	24,028.12
State Higher Education Fund	1,875,000.00	2,620,305.68
Administration Expenses—General (Disability Fund)	1,361,863.00	1,361,863.00
Transfer from State 1960 Institution Construction Fund		141,191.89
Administration Expenses—Accounting Bureau (Disability Fund)	49,412.00	49,387.36
Pension Contributions (Disability Fund)	82,500.00	48,039.17
Social Security Contributions (Disability Fund)	29,500.00	19,597.66
	<u>\$6,143,287.00</u>	<u>\$7,388,993.56</u>
GRAND TOTALS	<u>\$479,966,550.44</u>	<u>\$474,480,622.50</u>

* Denotes red figures.

New Jersey

the Legislature and Amounts Actually Realized (On Accrual Basis)—Continued

Per Cent Realized to June 30, 1962	Unrealized to June 30, 1962	Anticipated to June 30, 1961	Realized to June 30, 1961	Per Cent Realized to June 30, 1961	Unrealized to June 30, 1961	Revenues Applicable to Specific Appropriations June 30, 1962 June 30, 1961	
107	*\$106,725.14	\$1,400,000.00	\$1,526,583.53	109	*\$126,583.53	\$.....	\$.....
...	*195,565.91
93	14,789.34	200,000.00	223,587.46	112	*23,587.46	343,953.72	373,704.00
119	*\$625,388.05	\$2,993,112.00	\$3,191,545.66	107	*\$198,433.66	\$5,541,878.63	\$1,692,284.89
100	\$.....	\$2,000,000.00	\$2,000,000.00	100	\$.....	\$.....	\$.....
100	110,000.00	126,940.40	115	*16,940.40	9,785.80
113	*13,247.34	100,000.00	132,774.34	133	*32,774.34
135	*3,491.94	10,000.00	9,044.17	90	955.83
55	45,025.75	75,000.00	68,429.03	91	6,570.97
...	*285,594.39
112	*120,271.49	600,000.00	917,807.41	153	*317,807.41
104	*22,989.27	640,000.00	650,821.51	102	*10,821.51
114	*3,028.12	20,000.00	23,371.33	117	*3,371.33
140	*745,305.68	2,000,000.00	3,173,269.42	159	*1,173,269.42
100	1,334,903.00	1,334,903.00	100	200,135.98	85,178.79
...	*141,191.89
99	24.64	59,306.00	39,144.62	66	20,161.38	4,356.53	4,345.75
58	34,460.83	86,700.00	54,604.48	63	32,095.52
66	9,902.34	26,000.00	30,210.75	116	*4,210.75
120	*\$1,245,706.56	\$7,061,909.00	\$8,561,320.46	121	*\$1,499,411.46	\$214,278.31	\$89,524.54
99	\$5,485,927.94	\$432,979,271.78	\$425,433,930.91	98	\$7,545,340.87	\$202,979,658.33	\$171,189,305.62

EXHIBIT "B"—Schedule II—Summary of Appropriations

Symbol	NAME OF ACCOUNT	1961-62 Original Appropriation	1961-62 Supplemental and Prior Years' Appropriations	Appropriated Revenue
LEGISLATIVE BRANCH:				
001-100	Senate	\$354,007.00	\$	\$
002-100	General Assembly	662,967.00
003-100	Law Revision and Legislative Services Commission	145,968.00	59,970.96
003-300	Law Revision and Legislative Services Commission —Revolving Fund	1,025.00
004-100	Legislative Budget and Finance Director	65,584.00	4,882.79
005-100	State Auditor's Department	393,679.00
010-100	Commission on Interstate Co-operation	42,140.00
011-100	Commission on State Tax Policy	29,455.65
013-100	Legislative Commission on Statute Revision	638.85
014-100	County and Municipal Law Revision Commission	40,000.00	1,287.33
017-100	New Jersey-Delaware Bay Shore Commission	4,456.25
019-100	Commission on Narcotic Control	3,500.00
020-100	Uniform Commercial Code Study Commission	10,000.00	54.34
021-100	Welfare Investigating Committee	\$ 20,000.00
023-100	Corporation Law Revision Commission	5,000.00
024-100	Insurance Law Revision Commission	25,000.00
026-100	Election Law Revision Commission	\$ 10,000.00
TOTAL LEGISLATIVE BRANCH		\$1,747,845.00	\$101,771.17 \$ 30,000.00	\$
EXECUTIVE BRANCH:				
080-100	Chief Executive's Office	\$205,402.00	\$58,115.97	\$
DEPARTMENT OF LAW AND PUBLIC SAFETY:				
100-100	Office of the Attorney General	\$95,858.00	\$	\$
100-400	Veterans' Guaranteed Loan Fund—Adm. Expense	19,504.59	38,639.00
110-100	Division of Law	781,003.00	38,926.03	12,297.61
120-100	Division of State Police (General)	7,465,987.00	214,074.38	1,113,181.83
120-600	Pension Clearing Account	\$ 3,486.49
121-100	Bureau of Tenement House Supervision	175,220.00
125-100	Police Training Commission	\$ 25,000.00
130-100	Division of Alcoholic Beverage Control	988,927.00
131-100	Office of Amusement Games Control Commissioner	20,000.00
140-100	Division of Motor Vehicles	8,919,950.00	862,016.39
140-400	Fees From Safe Driver Insurance Plan	5,030.00	227,661.00
141-100	Security-Responsibility Bureau	729,020.00	57,167.44
142-400	Unsatisfied Claim and Judgment Fund Bureau	138,262.00	*996.55	9,785.80
150-100	Division of Weights and Measures	303,436.00	251.35	75.30
DIVISION OF PROFESSIONAL BOARDS				
160-100	Administrative Bureau	150,510.00
161-100	State Board of Public Accountants	24,721.00	15,072.00
162-100	State Board of Architects	39,622.00	6,430.20
163-100	State Board of Dentistry	32,950.00	9,548.00
164-100	State Board of Mortuary Science	28,840.00	3,965.50
165-100	State Board of Professional Engineers and Land Surveyors	49,393.00	27,361.00
166-100	State Board of Medical Examiners	60,972.00	7,500.00
167-100	State Board of Nursing	116,346.00	7,163.11
168-100	State Board of Optometrists	14,758.00	4,988.00
169-100	State Board of Pharmacy	47,081.00	13,294.40
170-100	State Board of Veterinary Medical Examiners	3,452.00	1,737.00
171-100	State Board of Shorthand Reporting	362.00	313.00
172-100	State Board of Examiners of Ophthalmic Dis- pensers and Ophthalmic Technicians	8,305.00	882.00
173-100	State Board of Beauty Culture Control	65,097.00
Total Division of Professional Boards		\$642,409.00	\$	\$98,254.21
TOTAL DEPARTMENT OF LAW AND PUBLIC SAFETY		\$20,260,072.00	\$1,195,973.63 \$ 28,486.49	\$1,499,894.75

* Denotes red figure.

\$ Denotes Supplemental.

New Jersey
and Expenditures—1961-62—As at June 30, 1962

Transfers To and From* Appropriations	Total Available	Net Disbursements	Obligations	Continuing Appropriation	Lapsed	Per Cent Expended and Obligated
\$.....	\$354,007.00	\$300,606.54	\$52,900.12	\$.....	\$500.34	99
.....	662,967.00	591,443.04	71,523.6234	99
.....	205,938.96	172,885.38	3,079.57	29,974.01	85
.....	1,025.00	1,025.00	...
.....	70,466.79	65,764.07	1,475.67	3,227.05	95
.....	393,679.00	349,810.89	10,711.79	33,156.32	92
.....	42,140.00	38,730.07	3,409.93	100
.....	29,455.65	22,417.36	49.50	6,988.79	76
.....	638.85	92.44	546.41	14
.....	41,287.33	21,936.28	335.39	19,015.66	54
.....	4,456.25	4,456.25	100
.....	3,500.00	3,500.00
.....	10,054.34	8,837.87	282.00	934.47	91
.....	20,000.00	14,024.10	5,975.90	100
.....	5,000.00	44.10	4,955.90	1
.....	25,000.00	25,000.00
.....	10,000.00	10,000.00
\$.....	\$1,879,616.17	\$1,586,592.14	\$154,199.74	\$104,142.29	\$34,682.00	93
\$1,707.00	\$265,224.97	\$241,179.39	\$12,048.01	\$11,997.57	\$.....	95
*\$2,492.00	\$93,366.00	\$91,057.51	\$2,148.89	\$.....	\$159.60	99
.....	58,143.59	37,632.51	680.39	19,830.69	66
58,413.00	890,639.64	819,843.90	31,423.12	38,827.75	544.87	96
75,630.00	8,872,359.70	8,226,426.27	442,669.58	198,106.86	5,156.99	98
.....	*65,565.90	65,565.90
11,376.00	186,596.00	181,548.46	4,945.52	102.02	99
.....	25,000.00	2,341.75	12,872.00	9,786.25	61
*20,000.00	968,927.00	933,584.75	24,587.04	10,755.21	99
*5,000.00	15,000.00	11,656.18	344.02	2,999.80	80
92,286.00	9,874,252.39	8,166,367.46	1,507,886.76	198,531.31	1,466.86	98
.....	232,691.00	129,847.28	10,236.02	92,607.70	60
2,364.00	788,551.44	771,061.93	17,484.18	5.33	99
.....	147,051.25	142,823.48	4,227.77	100
1,600.00	305,362.65	278,202.46	21,118.02	75.30	5,966.87	98
13,990.00	164,500.00	157,714.99	5,518.81	1,266.20	99
*2,000.00	37,793.00	25,878.85	6,379.44	5,534.71	85
*2,000.00	44,052.20	37,784.60	4,045.68	2,221.92	95
*1,740.00	40,758.00	29,116.77	11,035.77	605.46	99
250.00	33,055.50	29,488.40	3,562.11	4.99	99
*6,700.00	70,054.00	53,058.74	2,758.68	14,236.58	80
*6,000.00	62,472.00	49,368.94	7,609.38	5,493.68	91
9,000.00	132,509.11	121,120.31	10,169.74	1,219.06	99
*1,000.00	18,746.00	13,825.54	2,927.30	1,993.16	89
*3,300.00	57,075.40	44,697.78	4,426.15	7,951.47	86
*500.00	4,689.00	1,955.02	2,197.48	536.50	89
.....	675.00	65.34	341.50	268.16	60
.....	9,187.00	7,942.17	351.33	893.50	90
.....	65,097.00	62,642.80	1,983.32	470.88	99
\$.....	\$740,663.21	\$634,660.25	\$63,306.69	\$.....	\$42,696.27	94
\$214,177.00	\$23,198,603.87	\$20,361,488.29	\$2,209,495.90	\$547,979.61	\$79,640.07	97

EXHIBIT "B"—Schedule II—Summary of Appropriations

Symbol	NAME OF ACCOUNT	1961-62 Original Appropriation	1961-62 Supplemental and Prior Years' Appropriations	Appropriated Revenue
DEPARTMENT OF THE TREASURY:				
210-100	Administrative Division	\$151,693.00	\$54,145.53	\$400,000.00
220-100	Division of Budget and Accounting	1,092,974.00	4,356.53
220-200	75% of Federal Receipts of Leased Land—Acquired for Flood Control	786.36
220-400	Premiums and Accrued Interest on Highway Improvement and Emergency Housing Bonds...	355,766.87
220-401	Premiums and Accrued Interest on Institution Construction Bonds	5,939.71
220-402	Premiums and Accrued Interest on Highway Improvement Series G Bonds	5,018.21
220-403	Premiums and Accrued Interest State Teachers College Building Construction Bonds	15,171.08
220-404	Premiums and Accrued Interest State 1952 Institu- tion Construction Bonds	54,182.84
220-406	Premiums and Accrued Interest State Higher Edu- cation Bonds	46,074.18
220-416	State Employee Payroll Deductions Adjust. Fund	4,800.60	1.46
220-500	Storm Disaster Fund	228.00
220-601	Supplemental Payroll Clearing Account
220-606	State Employees Federal Income Tax Levy Fund	18,879.87
220-607	State Employees Transportation Tax Withholding Account	15,206.55
230-100	Division of Purchase and Property	1,881,768.00	170,861.43	27,000.00
			S 284,514.00	
230-300	State Purchase Fund	236,469.85	2,760,396.62
230-600	Federal Excise Tax on Personal Communications	176.47	2,481.07
231-100	Bureau of Construction	301,984.00	16,336.00	176,491.86
232-100	Agricultural Commodity Distribution	70,367.00	30,000.00
233-400	Cafeteria at State House	90,817.00	47,281.28	8,179.07
234-400	Cafeteria—State Highway Dept. at Fernwood...	49,803.00	17,775.19	2,256.16
240-100	Division of Taxation	4,976,103.00	S 390,542.83
240-100- 918-919	Motor Fuel Tax Exemptions Refunded
240-401	Financial Business Tax	22,327.60	863,995.69
240-402	Contributions to N. J. Firemen's Home and N. J. State Firemen's Association	85,131.37
240-403	Railroad Taxes—Local Share	15,306,017.75
241-100	County Boards of Taxation—State Aid	327,000.00	S 35,000.00
250-100	Division of Local Government	277,526.00
260-100	Division of Tax Appeals	173,503.00
270-100	Division of the New Jersey Racing Commission...	219,894.00	S 45,000.00
280-100	Advance to State Recreation and Conservation Land Acquisition
290-100	Division of Investments	139,125.00
295-100	Division of Pensions	1,137,872.00
TOTAL DEPARTMENT OF THE TREASURY		\$10,890,429.00	\$936,898.74 S 755,056.83	\$19,816,836.46
DEPARTMENT OF STATE:				
300-100	Office of Secretary	\$209,567.00	\$.....	\$.....
302-100	Office of the Athletic Commissioner	37,994.00
304-100	Legalized Games of Chance Control Commission...	150,946.00
306-100	Division of Aging	126,817.00	36,009.63
TOTAL DEPARTMENT OF STATE		\$525,324.00	\$36,009.63	\$.....
310-100	DEPARTMENT OF CIVIL SERVICE	\$1,303,861.00	\$.....	\$.....

* Denotes red figure.

S Denotes Supplemental.

and Expenditures—1961-62—As at June 30, 1962—Continued

Transfers To and From* Appropriations	Total Available	Net Disbursements	Obligations	Continuing Appropriation	Lapsed	Per Cent Expended and Obligated
\$6,655.00	\$612,493.53	\$559,001.27	\$4,152.07	\$48,898.72	\$441.47	92
23,256.00	1,120,586.53	1,094,966.69	25,518.75	101.09	99
.....	786.36	786.36	100
.....	355,766.87	355,766.87
.....	5,939.71	814.00	5,125.71	14
.....	5,018.21	500.00	4,518.21	10
.....	15,171.08	536.34	14,634.74	4
.....	54,182.84	54,182.84
.....	46,074.18	46,074.18
.....	4,802.06	4,802.06
.....	228.00	228.00
.....	*726.59	726.59
.....	18,879.87	18,879.87	100
.....	15,206.55	10,272.66	4,933.89	100
76,595.00	2,440,738.43	1,773,083.38	184,719.87	482,608.18	327.00	80
.....	2,996,866.47	2,978,852.60	18,013.87	99
.....	2,657.54	1,813.31	649.80	194.43	93
2,219.00	497,030.86	480,514.36	15,254.36	138.50	1,123.64	99
12,658.00	113,025.00	100,430.19	12,532.08	62.73	99
.....	146,277.35	82,961.52	11,253.66	52,062.17	64
.....	69,834.35	46,721.33	6,661.26	16,451.76	76
*116,344.00	5,250,301.83	3,703,662.48	1,375,114.19	112,517.00	59,008.16	97
.....	*189,263.72	189,263.72
.....	886,323.29	859,475.93	26,847.36	97
.....	85,131.37	85,131.37	100
.....	15,306,017.75	15,306,017.75	100
.....	362,000.00	318,225.83	38,895.52	4,878.65	99
*1,606.00	275,920.00	265,861.46	10,022.16	36.38	99
2,886.00	176,389.00	171,508.54	4,806.68	73.78	99
10,093.00	274,987.00	215,658.33	19,661.23	39,550.00	117.44	86
.....
*435.00	138,690.00	135,723.65	2,948.39	17.96	99
27,823.00	1,165,695.00	1,097,535.01	68,007.85	152.14	99
<hr/>	<hr/>	<hr/>	<hr/>	<hr/>	<hr/>	<hr/>
\$43,800.00	\$32,443,021.03	\$28,174,336.62	\$2,919,729.37	\$1,282,614.60	\$66,340.44	96
<hr/>	<hr/>	<hr/>	<hr/>	<hr/>	<hr/>	<hr/>
\$18,917.25	\$228,484.25	\$220,428.79	\$7,758.12	\$.....	\$297.34	99
474.00	38,468.00	35,286.68	871.23	2,310.09	94
379.00	151,325.00	135,769.80	9,550.55	6,004.65	96
*7,052.00	155,774.63	121,314.52	30,368.34	4,091.77	97
<hr/>	<hr/>	<hr/>	<hr/>	<hr/>	<hr/>	<hr/>
\$12,718.25	\$574,051.88	\$512,799.79	\$48,548.24	\$4,091.77	\$8,612.08	98
<hr/>	<hr/>	<hr/>	<hr/>	<hr/>	<hr/>	<hr/>
\$20,199.00	\$1,324,060.00	\$1,276,002.41	\$44,325.41	\$.....	\$3,732.18	99

EXHIBIT "B"—Schedule II—Summary of Appropriations

Symbol	NAME OF ACCOUNT	1961-62 Original Appropriation	1961-62 Supplemental and Prior Years' Appropriations	Appropriated Revenue
DEPARTMENT OF BANKING AND INSURANCE:				
320-100	General	\$2,017,717.00	\$.....	\$.....
320-400	National Association of Insurance Commissioners Trust Fund			17,164.51
322-100	Division of New Jersey Real Estate Commission..	174,887.00		
TOTAL DEPARTMENT OF BANKING AND INSURANCE		\$2,192,604.00	\$.....	\$17,164.51
DEPARTMENT OF AGRICULTURE:				
330-100	General	\$1,230,455.00	\$78,096.66	\$.....
330-200	Federal Agricultural Loan Fund		4,252.58	16,888.40
330-201	Federal Grants for Statistical Services		7.80	6,500.00
330-202	Federal Grants for Marketing Expansion		4,299.04	32,000.00
330-203	Federal Grants for Market Facilities Planning ...			7,500.00
330-204	Control of Red Pine Scale—Federal Fund			7,668.35
330-400	Poultry Products Promotion Tax Account		16,182.18	130,342.20
330-401	Seed Potato Tax Account		11,778.73	16,881.71
330-402	Asparagus Tax Account		17,800.44	70,056.90
330-403	Apple Tax Account		19,220.37	36,742.85
339-100	Office of Milk Industry	217,949.00		
TOTAL DEPARTMENT OF AGRICUL- TURE		\$1,448,404.00	\$151,637.80	\$324,580.41
DEPARTMENT OF DEFENSE:				
340-100	Administration Division	\$368,033.00	\$.....	\$.....
342-100	National Guard and/or State Guard	1,702,009.00	182,008.25	170,160.19
			S 862.40	
344-100	Naval Militia Reserve	9,994.00		
346-100	Division of Civil Defense	100,158.00	52,175.05	
346-200	Federal Aid—Civil Defense		2,494.95	14,963.18
346-201	Federal Aid—Civil Defense Personnel—Adminis- trative Expenses		68,667.90	84,000.00
346-202	Federal Aid—Civil Defense—Political Subdivisions		36,057.58	62,283.19
346-203	Federal Aid—State Expenditure Control			44,086.41
346-401	Special Fund for Civil Defense Volunteers		48,964.43	
346-402	Federal Surplus Property Program		48,700.83	21,958.26
346-600	Federal Aid—Political Subdivisions Expenditure Control (Clearing Account)			49,430.82
TOTAL DEPARTMENT OF DEFENSE..		\$2,180,194.00	\$439,068.99 S 862.40	\$446,882.05
DEPARTMENT OF PUBLIC UTILITIES:				
350-100	Department of Public Utilities	\$2,743,421.00	\$233.19	\$.....
350-600	Payroll Clearing Account			
TOTAL DEPARTMENT OF PUBLIC UTILITIES		\$2,743,421.00	\$233.19	\$.....
DEPARTMENT OF HEALTH:				
360-100	General	\$2,978,251.00	\$6.00	\$468.50
360-102	Drug Program—Control			25,000.00
360-202	Public Health—Federal Funds		33,051.96	832,166.00
360-203	Maternal and Child Health—Federal Fund		18,662.36	354,651.00
360-205	V. D. Case-Finding Project—Federal Fund		3,449.80	40,223.00
360-208	Water Pollution Program—Federal Fund		88.13	144,857.00
360-212	Polio Diagnostic Service—Federal Fund		1,957.90	
360-214	Water Pollution—Federal Earned Credit Fund ...		29,379.56	
360-220	Virus Research Project—Federal Fund		8,165.28	
360-221	Leukemia Study—Federal Fund		1,099.40	
360-224	Radiation Research Project—III—Federal Fund ..		21,939.49	130,703.00
360-225	Rheumatic Fever Study—Federal Fund		2.70	400.00
360-227	Coronary Heart Disease Research Project—Federal Fund		9,393.41	16,850.00

* Denotes red figure.

S Denotes Supplemental.

New Jersey
and Expenditures—1961-62—As at June 30, 1962—Continued

Transfers To and From* Appropriations	Total Available	Net Disbursements	Obligations	Continuing Appropriation	Lapsed	Per Cent Expended and Obligated
*\$8,000.00	\$2,009,717.00	\$1,892,691.06	\$88,222.76	\$.....	\$28,803.18	99
.....	17,164.51	17,164.51	100
8,000.00	182,887.00	163,935.34	13,901.37	5,050.29	97
<u>\$.....</u>	<u>\$2,209,768.51</u>	<u>\$2,073,790.91</u>	<u>\$102,124.13</u>	<u>\$.....</u>	<u>\$33,853.47</u>	<u>98</u>
\$14,971.00	\$1,323,522.66	\$1,229,645.71	\$60,699.63	\$24,605.58	\$8,571.74	97
.....	21,140.98	8,469.65	763.67	11,907.66	44
1,515.00	8,022.80	6,861.32	1,149.63	11.85	99
*500.00	35,799.04	31,964.77	3,724.38	109.89	99
*1,015.00	6,485.00	6,485.00
.....	7,668.35	6,907.39	760.96	100
.....	146,524.38	111,892.49	28,282.36	6,349.53	96
.....	28,660.44	12,132.74	3,086.24	13,441.46	53
.....	87,857.34	48,219.59	28,506.66	11,131.09	87
.....	55,963.22	31,905.70	18,615.00	5,442.52	90
.....	217,949.00	203,930.55	6,116.94	180.54	7,720.97	96
<u>\$14,971.00</u>	<u>\$1,939,593.21</u>	<u>\$1,691,929.91</u>	<u>\$151,705.47</u>	<u>\$79,665.12</u>	<u>\$16,292.71</u>	<u>95</u>
\$10,300.00	\$378,333.00	\$355,802.97	\$14,629.03	\$.....	\$7,901.00	98
*5,886.26	2,049,153.58	1,539,610.57	231,103.79	224,379.87	54,059.35	86
.....	9,994.00	4,981.42	97.68	4,914.90	51
152,651.12	304,984.17	249,873.27	44,450.79	10,660.11	97
*16,963.13	495.00	495.00
*91,601.58	61,066.32	14,012.94	47,053.38	23
*62,318.88	36,021.89	478.03	35,543.86	1
*44,086.41
.....	48,964.43	1,265.45	47,698.98	3
.....	70,659.09	29,684.34	574.98	15,000.00	25,399.77	43
62,318.88	111,749.70	111,749.70	100
<u>\$4,413.74</u>	<u>\$3,071,421.18</u>	<u>\$2,307,458.69</u>	<u>\$290,856.27</u>	<u>\$370,171.09</u>	<u>\$102,935.13</u>	<u>85</u>
*\$489,664.00	\$2,253,990.19	\$788,603.21	\$1,455,750.83	\$670.00	\$8,966.15	99
.....	*1,386.20	1,386.20
<u>*\$489,664.00</u>	<u>\$2,253,990.19</u>	<u>\$787,217.01</u>	<u>\$1,457,137.03</u>	<u>\$670.00</u>	<u>\$8,966.15</u>	<u>99</u>
\$7,500.00	\$2,986,225.50	\$2,732,836.67	\$244,588.81	\$534.75	\$8,265.27	99
.....	25,000.00	22,863.10	558.29	1,578.61	94
.....	865,217.96	574,284.63	255,416.11	35,517.22	96
.....	373,313.36	288,853.21	76,255.61	8,204.54	98
.....	43,672.80	38,272.83	3,755.75	1,644.22	96
283.85	145,228.98	79,531.44	43,749.64	21,947.90	85
.....	1,957.90	1,957.90	100
*283.85	29,095.71	4,166.50	833.50	24,095.71	17
.....	8,165.28	8,029.16	136.12	98
.....	1,099.40	1,099.40	100
.....	152,642.49	118,001.12	28,863.72	5,777.65	96
.....	402.70	337.10	65.60	84
*8,425.00	17,818.41	13,047.96	4,770.45	73

EXHIBIT "B"—Schedule II—Summary of Appropriations

Symbol	NAME OF ACCOUNT	1961-62 Original Appropriation	1961-62 Supplemental and Prior Years' Appropriations	Appropriated Revenue
360-228	Continuity of Care—Strokes and Heart—Federal Fund	\$	\$6,038.12	\$2,000.00
360-229	Homemaker's Executive Development—Federal Fund30
360-230	Research Presymptomatic Failure—Heart Disease—Federal Fund	24,880.00
360-231	Research "E1" Virus—Federal Fund	54,625.00
360-232	Virus Research Project Continuation—Federal Fd.	19,740.00
360-233	Homemaker's Executive Development Project—II—Federal Fund	2,000.00
360-234	Ecology of Eastern Encephalitis—Federal Fund	30,436.00
360-235	Coronary Heart Disease Research Project—II—Federal Fund	16,850.00
360-236	T.B. Planning Project—Federal Fund	2,900.00
360-400	Rabies Control Program	94,657.00	178,248.92	8,045.10
360-500	Milbank Research Grant	232.65	8,575.00
374-100	Board of Barber Examiners	68,860.00
378-100	Crippled Children's Commission	217,525.00
378-200	Crippled Children's Federal Fund	104,438.68	282,469.40
	TOTAL DEPARTMENT OF HEALTH...	\$3,359,293.00	\$416,154.66	\$1,997,839.00
	DEPARTMENT OF LABOR AND INDUSTRY:			
380-100	Division of Labor	\$1,413,952.00	\$	\$
380-200	Federal Grant for Statistical Purposes	6,247.29	18,000.00
380-400	Wage and Hour Trust Fund	30,990.62	4,375.59
381-100	Division of Workmen's Compensation	850,947.00
381-200	Workmen's Compensation Rehabilitation Pilot Project Fund	8,969.75	18,048.18
381-400	1% Compensation Tax Fund	444,091.00	1,640,205.73	48,308.06
390-200	Division of Employment Security—General	509,218.47	17,764,441.82
391-400	Disability Insurance Service	1,361,863.00	641.44	200,135.98
394-100	State Board of Mediation	91,899.00
395-100	Department of Labor and Industry—Office Building	10,155,220.84	2,128,330.00
396-100	Rehabilitation Commission	1,917,074.00	9,330.64
396-200	Rehabilitation Commission—Federal Fund	40,884.32	20,734.11
396-201	O. A. S. I. Disability Determination Program—Administration Expense	6,124.61	712,056.60
	TOTAL DEPARTMENT OF LABOR AND INDUSTRY	\$6,079,826.00	\$12,398,503.07	\$20,923,760.98
	DEPARTMENT OF CONSERVATION AND ECONOMIC DEVELOPMENT:			
410-100	Office of the Commissioner	\$268,540.00	\$	\$
410-101	Debt Service	2,688,375.00	661,750.00
410-600	Recreation and Conservation Land Acquisition Fund Payroll Clearing Account
420-100	Division of Resource Development	5,059,325.00	3,513,455.97	1,230,627.88
420-208	Federal Soils Bank Act Fund	S 25,336.74
420-211	Federal Airport Grant Fund	746.78
420-212	Watershed Projects of New Jersey—Federal Fund	722,461.26
420-218	Study of Small Business Projects—Federal Fund I	6,586.95	2,096.64
420-219	Study of Small Business Projects—Federal Fund II	2,625.00	9,000.00
420-220	Forest Management Section—Agriculture Conservation Program—Federal Fund	1,405.20	6,640.35
420-402	Morris Canal and Banking Company	51,421.00	29,734.64	14,980.18
420-409	New Jersey Pilot Commissioners	20,360.00	*48.45
420-413	State Share Beach Protection	53,794.09	83,456.28
420-501	Estate of Mary E. Brown Fund	200.00
424-100	Catholic War Veterans National Convention—Atlantic City	12,322.00
425-100	Marine Corps League National Convention—Atlantic City	S 20,000.00
430-100	Division of Water Policy and Supply	435,751.00	S 25,000.00
430-400	Division of Water Policy—Flood Damage—Delaware and Raritan Canal	84.82

* Denotes red figure.

S Denotes Supplemental.

New Jersey
and Expenditures—1961-62—As at June 30, 1962—Continued

Transfers To and From* Appropriations	Total Available	Net Disbursements	Obligations	Continuing Appropriation	Lapsed	Per Cent Expended and Obligated
\$.....	\$8,038.12	\$6,285.01	\$120.00	\$1,633.11	\$.....	80
.....	.3030	...
.....	24,880.00	13,062.00	11,818.00	100
.....	54,625.00	4,879.78	6,388.99	43,356.23	21
.....	19,740.00	9,715.17	4,397.32	5,627.51	71
.....	2,000.00	800.00	648.00	552.00	72
.....	30,436.00	11,082.24	11,905.59	7,448.17	76
8,425.00	25,275.00	12,173.92	7,484.43	5,616.65	78
.....	2,900.00	2,900.00	100
.....	280,951.02	89,737.39	18,311.86	172,901.77	38
.....	8,807.65	194.65	8,613.00	100
.....	68,860.00	63,661.46	1,822.48	3,376.06	95
.....	217,525.00	125,332.97	83,907.01	8,285.02	96
.....	386,908.08	199,102.58	115,144.83	72,660.67	81
<u>\$7,500.00</u>	<u>\$5,780,786.66</u>	<u>\$4,418,971.09</u>	<u>\$927,820.04</u>	<u>\$412,490.27</u>	<u>\$21,505.26</u>	<u>92</u>
\$33,753.13	\$1,447,705.13	\$1,400,388.58	\$42,298.08	\$.....	\$5,018.47	99
.....	24,247.29	14,418.66	836.17	8,992.46	63
.....	35,366.21	35,366.21
*22,947.25	827,999.75	803,601.91	24,381.61	16.23	99
.....	27,017.93	25,672.51	1,059.85	285.57	99
.....	2,132,604.79	581,819.88	1,092.98	1,549,691.93	27
.....	18,273,660.29	15,549,404.44	1,152,269.81	1,571,986.04	91
.....	1,562,640.42	1,421,727.32	140,682.36	230.74	99
*8,423.83	83,475.17	80,352.09	2,090.37	1,032.71	99
.....	12,283,550.84	1,931,345.57	8,951,732.72	1,400,472.55	89
13,578.00	1,939,982.64	1,837,012.52	102,296.85	673.27	99
.....	61,618.43	25,095.53	29,697.82	6,825.08	89
.....	718,181.21	554,423.27	20,734.33	143,023.61	80
<u>\$15,960.05</u>	<u>\$39,418,050.10</u>	<u>\$24,225,262.28</u>	<u>\$10,469,172.95</u>	<u>\$4,716,874.19</u>	<u>\$6,740.68</u>	<u>88</u>
\$3,207.00	\$271,747.00	\$258,345.17	\$13,030.78	\$.....	\$371.05	99
.....	3,350,125.00	3,350,125.00	100
.....	*2,233.89	2,233.89
*346,344.00	9,482,401.59	5,316,703.07	1,286,736.44	2,876,108.11	2,853.97	70
.....	746.78	746.78	100
.....	722,461.26	722,461.26	100
.....	2,096.64	2,096.64	100
.....	6,586.95	1,900.00	659.30	4,027.65	39
.....	11,625.00	10,596.30	1,028.70	91
.....	8,045.55	2,000.00	6,045.55	25
125,000.00	221,135.82	47,018.73	20,786.38	153,330.71	31
.....	20,311.55	16,714.24	3,597.31	100
*30,000.00	107,250.37	15,648.96	2,847.17	88,754.24	17
.....	200.00	200.00	100
.....	12,322.00	12,322.00	...
.....	20,000.00	900.00	19,100.00	5
*32,278.00	428,473.00	353,771.66	47,297.93	25,066.16	2,337.25	94
.....	84.82	84.82

EXHIBIT "B"—Schedule II—Summary of Appropriations

Symbol	NAME OF ACCOUNT	1961-62 Original Appropriation	1961-62 Supplemental and Prior Years' Appropriations	Appropriated Revenue
430-600	Water Development Fund Payroll Clearing Account	\$	\$	\$
440-100	Division of Shell Fisheries	248,734.00	2,715.00
450-200	Pollution Control Demonstration Project—Federal Fund	26,245.00
450-400	Division of Fish and Game	1,415,494.00	276,870.31	128,318.92
451-400	Public Shooting and Fishing Grounds	268,135.00	*92,292.88	410,365.77
460-100	Division of Veterans' Services	391,187.00	S 60,000.00
470-100	Division of State and Regional Planning	13,027.80	509,249.25
472-100	State Mosquito Control Commission—State Aid . .	290,000.00
	TOTAL DEPARTMENT OF CONSERVA- TION AND ECONOMIC DEVELOP- MENT	\$11,137,322.00	\$4,482,777.23 S 130,336.74	\$3,143,641.53
	DEPARTMENT OF EDUCATION:			
500-100	Commissioner's Office	\$1,111,481.00	\$7,153.26	\$25,235.00
500-101	Debt Service	3,515,563.00
500-115	Administration of Industrial Education, Manual Training and Vocational Schools—Smith-Hughes Program	89,135.00	31,390.96
500-116	Administration of Industrial Education, Manual Training and Vocational Schools—George-Barden Program	194,405.00
500-118-119	State's Share—Titles III, V, VIII, X—National Defense Educational Act, 1958
500-125	State Competitive Scholarships and Student Loans	2,012,058.00	401,527.04
500-200	Federal Food Lunch Program	1,829,839.00
500-201	Federal—Special School Milk Program	2,452,592.10
500-202	Vocational Education—George-Barden Fund— Practical Nurse Training
500-203	Graduate Fellowship for Mentally Retarded Children—Federal Fund	11,000.00
500-204	Civil Defense Adult Education Program—Federal Fund	65,000.00
500-205	Area Retraining Program—Federal Fund	22,865.00
500-206	National Survey of School Facilities—Federal Funds	927.20
500-215	Vocational Education—Smith-Hughes—Federal Fund	169,551.91
500-216	Vocational Education—George-Barden—Federal Fund	790,237.41
500-218-219	Federal Fund—Titles III, V, VIII, X—National Defense Educational Act, 1958	283,696.54	2,050,902.39
500-412	Veterans' Education Fund
500-500	W. T. Grant Foundation Child and Youth Study Program	4,256.40	36,710.00
500-502	Camille and Henry Dreyfus Foundation Fund	58,547.49
520-100	Division of the State Library, Archives and His- tory	384,917.00	7,765.64
520-200	Extension of Public Library Services to Rural Areas—Federal Fund	14,106.34	102,236.00
530-100	Division of State Museum	116,852.00
530-200	Archeological Research Project—Federal Fund	766.50	1,275.85
530-300	Revolving Fund for Damaged or Lost Film	7,411.55
540-100	Division of Civil Rights	133,992.00
	State Colleges			
550-100	Glassboro State College	1,835,863.00	90,992.01	209,353.83
550-200	National Defense Educational Act—Student Loan Fund	6,851.92	36,806.69
550-201	National Science Foundation	14,730.00
550-400	Student Activities Fund	30.00
551-100	Jersey City State College	1,327,301.00	34,929.29	127,640.06
551-200	National Defense Educational Act—Student Loan Fund	39,688.80
551-400	Student Activities Fund

* Denotes red figure.

S Denotes Supplemental.

EXHIBIT "B"—Schedule II—Summary of Appropriations

Symbol	NAME OF ACCOUNT	1961-62 Original Appropriation	1961-62 Supplemental and Prior Years' Appropriations	Appropriated Revenue
552-100	Newark State College	\$1,721,186.00	\$168,562.94	\$259,546.32
552-201	National Defense Educational Act—Student Loan Fund	837.84	46,713.91
552-203	Graduate Program—Mentally Retarded—Federal Fund	4,128.99	7,350.00
553-100	Paterson State College	1,654,063.00	172,489.36	157,392.88
553-200	National Defense Educational Act—Student Loan Fund	1,269.11	36,454.59
553-400	Student Activities Fund
554-100	Montclair State College	2,321,728.00	131,940.57	231,799.24
554-200	National Science Foundation—Federal Fund	4,459.44	96,450.00
554-201	National Defense Educational Act—Student Loan Fund	862.00	82,596.25
554-202	Atomic Energy Commission—Federal Fund	7,500.00
554-400	Student Activities Fund	18.00	46.00
555-100	Trenton State College	2,448,057.00	207,255.36	276,828.43
555-200	National Defense Educational Act—Student Loan Fund	338.20	50,812.85
555-202	National Science Foundation—Federal Fund	10,850.00
555-400	Student Activities Fund	26.40
594-100	State College Construction	150,000.00	511,329.84
	Total State Colleges	\$11,458,198.00	\$1,336,291.27	\$1,692,589.85
560-100	State School for the Deaf	\$2,130,512.00	\$920.17	\$9,597.00
562-200	National Science Foundation—Federal Fund	9,144.80
562-400	State School of Conservation—Lake Wapalanne ..	118,895.00	15,610.18	27,587.65
	State University			
570-100	Rutgers University, The State University of New Jersey—General University	10,521,697.00	698,800.36	750.00
571-100	Douglass College	1,686,752.00	4,034.54
572-100	Agricultural Experiment Station	3,076,861.00	316.49
			S 50,000.00	
572-200	Federal Appropriation for Agricultural College	260,860.27
573-100	Scholarships	200,000.00
	Total State University	\$15,485,310.00	\$703,151.39 S 50,000.00	\$261,610.27
574-100	Newark College of Engineering and Newark Technical School	\$1,488,476.00	\$.....	\$.....
575-100	Trenton Junior College and School of Industrial Arts	100,000.00
595-100	Teachers' Pension and Annuity Fund, Group Life Insurance and Social Security Tax—State Aid ..	40,425,648.00	1,457,435.17	82,193.24
597-600	Payroll Clearing Account (Higher Education Fund)
	TOTAL DEPARTMENT OF EDUCATION	\$78,765,442.00	\$4,300,372.19 S 50,000.00	\$9,670,752.38
580-100	SCHOOL DISTRICTS—STATE AID	\$102,224,094.00	\$500,945.15	\$.....
	STATE HIGHWAY DEPARTMENT:			
610-100	General	\$20,389,298.00	\$630,422.76	\$1,495,334.22
610-101	Debt Service	2,872,180.00
611-100	Roads and Approaches	25,000.00	697,536.66	400,601.01
612-100	Construction of State Highway System	39,816,888.00	168,692,609.34	90,284,914.67
		(A) 5,145,000.00		
613-200	Federal—Secondary and Feeder Roads	3,676,614.80	4,141,490.20
614-100	Division of Planning, Traffic and Economics	4,421.61	179,406.16
615-100	Delaware River Joint Toll Bridge Commission— Flood Damage	183,772.75	32,812.17
615-400	Construction of Bridge over Wickehecke Creek	2,211.45
617-200	Defense Access Roads—Federal	15,000.00

* Denotes red figure.

S Denotes Supplemental.

(A) Denotes Appropriations curtailed in 1961 Pur. to R. S. 52:27B 26 and restored in 1962 Pur. to Chap. 38, P. L. 1961.

New Jersey
and Expenditures—1961-62—As at June 30, 1962—Continued

Transfers To and From* Appropriations	Total Available	Net Disbursements	Obligations	Continuing Appropriation	Lapsed	Per Cent Expended and Obligated
\$59,935.00	\$2,209,230.26	\$1,885,745.43	\$79,481.55	\$152,782.60	\$91,220.68	89
5,095.00	52,646.75	45,190.60	7,456.15	86
.....	11,478.99	6,356.94	5,122.05	55
92,345.00	2,076,290.24	1,719,487.80	96,604.90	200,935.13	59,262.41	87
.....	37,723.70	37,600.00	123.70	99
.....	*41.00	41.00
114,428.00	2,799,895.81	2,484,731.48	191,000.50	101,432.47	22,731.36	96
.....	100,909.44	65,520.84	29,568.86	5,819.74	94
.....	83,458.25	78,850.00	4,608.25	94
.....	7,500.00	7,500.00
.....	64.00	18.00	46.00	28
102,613.98	3,034,754.77	2,561,376.20	196,725.49	235,164.24	41,488.84	91
5,201.02	56,352.07	52,705.00	300.00	3,347.07	94
.....	10,850.00	7,359.22	3,490.78	68
.....	26.40	26.40	100
.....	661,329.84	335,307.79	185,498.84	140,523.21	79
<u>\$544,554.00</u>	<u>\$15,031,633.12</u>	<u>\$12,661,434.61</u>	<u>\$1,079,359.52</u>	<u>\$990,185.17</u>	<u>\$300,653.82</u>	91
\$80,673.00	\$2,221,702.17	\$1,115,556.88	\$94,201.69	\$1,007,115.40	\$4,828.20	54
.....	9,144.80	8,892.08	150.22	102.50	99
.....	162,092.83	144,863.17	10,140.70	7,088.96	96
472,763.00	11,694,010.36	11,243,571.88	39.99	450,398.49	96
84,027.00	1,774,813.54	1,772,509.55	2,303.99	99
136,310.00	3,263,487.49	3,186,487.49	50,000.00	27,000.00	99
.....	260,860.27	118,233.27	142,627.00	100
.....	200,000.00	200,000.00	100
<u>\$693,100.00</u>	<u>\$17,193,171.66</u>	<u>\$16,520,802.19</u>	<u>\$192,666.99</u>	<u>\$479,702.48</u>	<u>\$.....</u>	97
\$71,986.00	\$1,560,462.00	\$1,556,892.08	\$.....	\$.....	\$3,569.92	99
.....	100,000.00	100,000.00	100
.....	41,965,276.41	41,490,310.99	392,772.18	82,193.24	99
.....	*932.81	932.81
<u>\$1,546,754.50</u>	<u>\$94,333,321.07</u>	<u>\$86,954,100.61</u>	<u>\$3,861,153.51</u>	<u>\$3,100,508.83</u>	<u>\$417,558.12</u>	96
<u>*\$327,372.50</u>	<u>\$102,397,666.65</u>	<u>\$101,381,566.33</u>	<u>\$140,956.10</u>	<u>\$250,000.00</u>	<u>\$625,144.22</u>	99
*\$42,690.12	\$22,472,364.86	\$18,537,207.08	\$3,645,104.48	\$290,053.30	\$.....	99
.....	2,872,180.00	2,872,180.00	100
.....	1,123,137.67	140,766.13	705,552.09	276,819.45	75
*1,690,249.90	302,249,162.11	29,845,094.02	167,622,796.72	104,781,271.37	65
37,200.00	7,855,305.00	756,761.83	5,084,568.46	2,013,974.71	74
1,253,180.00	1,437,007.77	806,254.21	117,613.43	513,140.13	64
57,439.97	274,024.89	7,356.17	8,694.25	257,974.47	6
.....	2,211.45	2,211.45	100
.....	15,000.00	6,187.27	8,812.73	41

EXHIBIT "B"—Schedule II—Summary of Appropriations

Symbol	NAME OF ACCOUNT	1961-62 Original Appropriation	1961-62 Supplemental and Prior Years' Appropriations	Appropriated Revenue
620-100	State Aid to Counties and Municipalities—State Aid	\$17,094,895.00	\$5,313,096.13	\$.....
621-100	State Aid to Counties and Municipalities—Flood Damage	127,016.10
622-100	Construction of Scudder's Falls Bridge over Delaware River	229,759.89
630-100	Division of Railroad Transportation	5,750,000.00	2,548,778.32
TOTAL STATE HIGHWAY DEPARTMENT		\$85,948,261.00 (A) 5,145,000.00	\$182,121,239.81	\$96,534,558.43
DEPARTMENT OF INSTITUTIONS AND AGENCIES:				
700-100	Administration—General	\$785,539.00	\$1,024.43	\$.....
700-101	White House Conference on Children and Youth..
700-102	Control—Bureau of Construction Fees	45,000.00
700-103	Institutional Control Account
700-104	Miscellaneous Urgent Capital Items	108,145.90	46,883.00
700-105	Roads and Approaches	75,000.00
700-106	Institution Construction—Chapter 157, P. L. 1960	8,800,000.00	3,474,766.63	26,795.00
700-110	Debt Service	4,439,105.00
700-200	Federal Hospital Survey and Construction Fund	21.47
700-202	Federal Aid for Construction of Government and Voluntary Non-Profit Hospitals	2,834,164.71
700-400	Institution Construction Fund Bond Account	39,954.09
710-100	Home for Disabled Soldiers, Menlo Park	195,107.00	9,307.21
711-100	Home for Disabled Soldiers, Vineland	339,733.00	38,738.16
715-100	Division of Welfare—Bureau of Assistance	591,158.00
716-100	Commission for the Blind	1,133,777.00	10,743.31
716-200	Blind Assistance—Federal	20,488.94	488,364.81
716-201	Rehabilitation of the Blind—Federal	5,875.90	186,782.23
717-100	State Board of Child Welfare	1,717,058.00	4,117.41
717-200	Child Welfare Services—Federal	41,102.99	418,605.36
717-300	State Board of Child Welfare, Clothing Revolving Fund	205,174.04	939,169.63
720-100	State Parole Board	60,546.00
725-300	Bureau of State-Use Industries	257,578.33	1,920,137.17
730-100	Division of Correction and Parole	858,253.00	500.00
730-500	Group Rehabilitation Project—Essex County (The Ford Foundation)	25,710.78	40,000.00
730-501	Residential Group Center (Turrell Fund)	1,218.45
731-100	State Prison, Trenton	2,137,764.00	35,447.51	44,970.61
732-100	State Prison Farm, Rahway	1,461,707.00	143,929.19	4,927.90
			S 100.00	
733-100	State Prison Farm, Leesburg	416,772.00	21,734.21	174,449.85
734-100	State Reformatory, Bordentown	1,400,257.00	175,711.07	57,693.71
734-200	Halfway House Project—Federal Fund	27,746.00
735-101	New Reformatory, Bordentown
737-100	State Reformatory for Women, Clinton	967,423.00	43,095.02	824.45
738-100	State Reformatory, Annandale	1,264,205.00	25,101.87	61,087.20
740-100	State Home for Boys, Jamesburg	1,431,585.00	344,433.75	5,694.14
			S 577.50	
741-100	State Home for Girls, Trenton	756,506.00	5,883.91	18,680.00
741-500	State Home for Girls—Psychiatric Study Fund	33.36
743-100	Residential Group Center—Highfields	47,253.00	696.47
745-100	Residential Group Center—Warren	49,228.00	10,848.68
747-100	Residential Group Center—Turrell	40,997.00	2,572.18
760-100	Division of Mental Retardation	212,311.00	5,453.33
760-200	Development and Evaluation of Attendant Training Plan—Federal Fund	66,663.00
762-100	Vineland State School	3,273,781.00	96,637.25	12,207.61
762-201	Federal Aid—National Institute Mental Health Research Project	144.34
762-500	Remodeling Psychological Institute (N. J. State Federation of Women's Clubs)	2,500.00
763-100	North Jersey Training School—Totowa	2,120,984.00	103,150.53	5,861.53
764-100	State Colony, Woodbine	1,870,433.00	165,695.69
765-100	State Colony, New Lisbon	1,763,607.00	433,956.45	5,436.43

* Denotes red figure.

S Denotes Supplemental.

(A) Denotes Appropriations curtailed in 1961 Pur. to R. S. 52:27B 26 and restored in 1962 Pur. to Chap. 38, P. L. 1961.

New Jersey
and Expenditures—1961-62—As at June 30, 1962—Continued

Transfers To and From* Appropriations	Total Available	Net Disbursements	Obligations	Continuing Appropriation	Lapsed	Per Cent Expended and Obligated
\$.....	\$22,407,991.13	\$9,306,579.38	\$12,696,693.42	\$404,718.33	\$.....	98
.....	127,016.10	127,016.10	100
*114,879.95	114,879.94	114,879.94	100
1,000,000.00	9,298,778.32	4,771,504.37	2,065,695.46	2,461,578.49	74
<hr/>	<hr/>	<hr/>	<hr/>	<hr/>	<hr/>	<hr/>
\$500,000.00	\$370,249,059.24	\$67,166,981.85	\$192,073,734.41	\$111,008,342.98	\$.....	70
<hr/>	<hr/>	<hr/>	<hr/>	<hr/>	<hr/>	<hr/>
\$8,125.00	\$794,688.43	\$763,700.14	\$21,084.17	\$80.13	\$9,823.99	99
5,758.80	5,758.80	5,758.80	100
.....	45,000.00	28,809.92	16,190.08	100
355.20	355.20	355.20	...
*31,754.57	123,274.33	123,274.33
*75,000.00
*2,058,516.00	10,243,045.63	10,243,045.63
.....	4,439,105.00	4,439,105.00	100
.....	21.47	21.47
.....	2,834,164.71	2,528,541.76	305,622.95	100
.....	39,954.09	28,356.77	8,823.74	2,773.58	93
11,926.00	216,340.21	195,557.60	14,959.59	4,268.03	1,554.99	97
24,754.40	403,225.56	366,935.74	18,992.11	14,103.99	3,193.72	96
*50,380.00	540,778.00	508,778.00	18,402.42	13,625.47	97
*29,220.00	1,115,300.31	992,208.36	103,643.55	17,225.31	2,223.09	98
.....	508,853.75	468,584.67	35,264.00	5,005.08	99
.....	192,658.13	141,347.57	50,833.24	477.32	99
31,200.00	1,752,375.41	1,698,950.73	46,667.19	2,472.16	4,285.33	99
.....	459,708.35	394,822.40	33,946.76	30,939.19	93
.....	1,144,343.67	769,983.75	8,900.40	365,459.52	68
1,700.00	62,246.00	60,368.66	1,596.46	280.88	99
.....	2,177,715.50	1,869,721.00	93,500.77	214,493.73	90
31,449.00	890,202.00	852,096.72	30,648.87	1,590.00	5,866.41	99
.....	65,710.78	33,804.83	4,261.97	27,643.98	58
.....	1,218.45	1,218.45	100
81,030.00	2,299,212.12	2,152,087.29	110,308.83	19,266.85	17,549.15	98
*43,855.00	1,566,809.09	1,427,980.28	102,124.09	35,166.72	1,538.00	98
38,940.00	651,896.06	567,538.98	67,061.09	16,176.64	1,119.35	97
649,048.57	2,282,710.35	1,469,169.09	190,250.65	620,575.42	2,715.19	73
.....	27,746.00	1,955.49	1,261.56	24,528.95	12
84,000.00	84,000.00	84,000.00	100
46,355.00	1,057,697.47	966,269.31	60,879.55	28,680.19	1,868.42	97
480,203.00	1,830,597.07	1,383,819.67	118,596.09	325,021.32	3,159.99	82
88,861.00	1,871,151.39	1,468,725.82	225,528.49	173,925.60	2,971.48	91
41,375.00	822,444.91	759,215.98	25,431.69	35,452.58	2,344.66	95
.....	33.36	33.36
*967.89	46,981.58	42,518.02	1,975.50	568.58	1,919.48	95
*18,316.32	41,760.36	33,290.82	1,125.50	5,052.36	2,291.68	82
23,420.00	66,989.18	42,585.16	2,297.95	21,125.18	980.89	67
30,460.00	248,224.33	236,840.67	6,468.27	4,915.39	98
*18,750.00	47,913.00	16,799.19	3,318.64	27,795.17	42
142,752.00	3,525,377.86	3,195,342.75	124,043.32	183,205.03	22,786.76	94
.....	144.34	144.34	100
.....	2,500.00	2,003.00	497.00	80
88,404.00	2,318,400.06	1,847,844.91	172,304.64	254,454.92	43,795.59	87
74,446.00	2,110,574.69	1,897,052.60	67,162.07	143,484.54	2,875.48	93
*44,812.23	2,158,187.65	1,686,851.29	327,442.61	116,437.90	27,455.85	93

EXHIBIT "B"—Schedule II—Summary of Appropriations

Symbol	NAME OF ACCOUNT	1961-62 Original Appropriation	1961-62 Supplemental and Prior Years' Appropriations	Appropriated Revenue
766-100	Woodbridge State School	\$.....	\$454,920.00	\$.....
768-100	Edward R. Johnstone Training and Research Center	950,294.00	28,580.02	60.90
768-200	Rehabilitation Research Project—Federal Fund	1,603.24	71,679.87
768-201	Teaching Machine—Federal Fund	41,405.77	50,990.00
770-100	Division of Mental Health	484,333.00	717.74
770-200	Mental Health Services—Federal	184,421.00
770-201	Geriatric Unit—Federal	6,250.00
770-202	Institute for Psychiatric Administrators—Federal	4,260.00
770-203	Psychology Training—Federal Fund	18,986.00
770-500	Social Science Research Fund—Russell Sage Foundation	342.06
770-501	Grant in Aid—Pharmacology Section—N. J. N. P. I.	74.65
770-502	Nurses Tuition Assistance Program	1,600.50
770-503	Special Project Study—Merri-Acres School	400.00
777-100	State Hospital, Greystone Park	9,808,137.00	948,990.26	15,935.40
779-100	State Hospital, Trenton	7,408,874.00	888,140.32	23,858.63
781-100	State Hospital, Marlboro	5,748,670.00	231,877.32	24,568.01
783-100	State Hospital, Ancora	4,847,908.00	12,771.61	226.22
785-100	Neuropsychiatric Institute	3,556,933.00	46,857.13	77,743.42
790-100	Arthur Brisbane Child Treatment Center	374,311.00	3,854.55	75.00
792-100	Diagnostic Center	686,908.00	5,410.34
794-100	State Sanatorium for Chest Diseases—Glen Gardner ..	1,283,214.00	40,333.39	1,200.11
TOTAL DEPARTMENT OF INSTITU- TIONS AND AGENCIES		\$73,359,671.00	\$8,561,917.92 S 677.50	\$7,919,852.73
DEPARTMENT OF INSTITUTIONS AND AGENCIES (STATE AID):				
715-101	Old Age Assistance—State Aid	\$5,200,000.00	\$386,724.05	\$.....
715-102	Recoveries—Old Age Assistance	302,801.13	1,174,683.22
715-103	General Assistance—State Aid	5,250,000.00	S 440,000.00	58,727.91
715-104	Disability Assistance—State Aid	2,175,000.00	99,435.39
715-105	Dependent Children Assistance—State Aid	9,450,000.00	1,081.70
			S 1,000,000.00
715-200	Old Age Assistance—Federal	197,493.51	10,532,918.35
715-202	Old Age Assistance—To Counties for Administra- tion Expenses—Federal	9,049.01	26,099.89
715-203	Disability Assistance—Federal	250,497.68	3,802,884.96
715-204	Dependent Children Assistance—Federal	222,761.54	19,890,655.86
717-101	Child Care—State Aid	2,341,741.00
770-101	County Mental Hospitals—State Aid	5,060,000.00	174,782.11
			S 297,000.00
770-110	County Tuberculosis Hospitals—State Aid	305,500.00	30,000.00
770-140	Community Mental Health Services—State Aid ..	1,000,000.00	199,493.52
TOTAL DEPARTMENT OF INSTITU- TIONS AND AGENCIES (STATE AID)		\$30,782,241.00	\$1,874,119.64 S 1,737,000.00	\$35,485,970.19
INTERSTATE AND TEMPORARY COMMISSIONS:				
810-100	South Jersey Port Commission	\$38,909.00	\$.....	\$.....
811-100	Palisades Interstate Park Commission	538,095.00	S 37,190.00
812-100	Delaware River Joint Toll Bridge Commission...	285,560.00	4,875.93
813-100	New Jersey Tercentenary Commission	75,000.00	34,147.52	4,000.00
814-100	Interstate Sanitation Commission	56,250.00	S 7,500.00
815-100	Civil War Centennial Commission	31,000.00
816-100	Delaware River Basin Commission	S 50,000.00
TOTAL INTERSTATE AND TEMPORARY COMMISSIONS		\$1,024,814.00	\$39,023.45 S 94,690.00	\$4,000.00

* Denotes red figures.
S Denotes Supplemental.

New Jersey
and Expenditures—1961-62—As at June 30, 1962—Continued

Transfers To and From* Appropriations	Total Available	Net Disbursements	Obligations	Continuing Appropriation	Lapsed	Per Cent Expended and Obligated
*\$454,920.00	\$.....	*\$9,008.50	\$9,008.50	\$.....	\$.....	...
28,130.00	1,007,064.92	938,444.12	50,654.88	14,185.37	3,780.55	98
.....	73,283.11	40,815.62	2,926.21	29,541.28	60
.....	92,395.77	49,860.06	4,432.19	38,103.52	59
18,850.00	503,900.74	462,763.49	27,055.63	2,582.06	11,499.56	97
.....	184,421.00	140,776.36	43,644.64	100
18,750.00	25,000.00	5,992.76	470.75	18,536.49	26
.....	4,260.00	100
.....	18,986.00	17,199.28	1,786.72	100
.....	342.06	342.06	100
.....	74.65	15.65	59.00	21
.....	1,600.50	1,581.00	19.50	99
.....	400.00	400.00	100
1,642,420.00	12,415,482.66	9,418,774.04	1,958,501.92	1,011,318.02	26,888.68	92
75,482.23	8,396,355.18	7,269,459.69	293,116.00	822,593.88	11,185.61	90
124,577.00	6,129,692.33	5,540,447.65	407,440.41	173,130.61	8,673.66	97
71,509.00	4,932,414.83	4,743,707.33	140,176.14	21,085.30	27,446.06	99
*41,372.57	3,640,160.98	3,405,681.23	107,278.41	100,780.81	26,420.53	97
35,066.00	413,306.55	376,331.13	18,637.77	13,879.55	4,458.10	96
12,109.00	704,427.34	662,663.43	26,768.91	10,850.54	4,144.46	98
15,208.38	1,339,955.88	1,243,183.27	45,530.61	39,205.32	12,036.68	96
<hr/>	<hr/>	<hr/>	<hr/>	<hr/>	<hr/>	<hr/>
\$1,158,800.00	\$91,000,919.15	\$69,744,347.31	\$5,558,348.50	\$15,385,108.40	\$313,114.94	83
<hr/>	<hr/>	<hr/>	<hr/>	<hr/>	<hr/>	<hr/>
\$9,841,705.69	\$15,428,429.74	\$15,427,549.29	\$.....	\$880.45	\$.....	99
*1,477,484.35
.....	5,748,727.91	3,878,334.37	1,870,393.54	100
3,463,114.52	5,737,549.91	5,500,739.20	236,810.71	96
18,047,593.50	28,498,675.20	28,498,675.20	100
*10,437,558.82	292,853.04	57,165.91	5,053.64	230,633.49	21
3,660,053.62	3,695,202.52	3,419,494.83	117,559.60	158,148.09	96
*3,778,900.51	274,482.13	46,865.83	5,053.63	222,562.67	19
*19,318,523.65	794,893.75	125,089.79	5,053.64	664,750.32	16
.....	2,341,741.00	2,341,741.00	100
.....	5,531,782.11	4,615,945.27	817,230.39	98,606.45	98
.....	335,500.00	278,650.64	31,499.61	25,349.75	92
.....	1,199,493.52	830,386.03	369,107.49	100
<hr/>	<hr/>	<hr/>	<hr/>	<hr/>	<hr/>	<hr/>
\$.....	\$69,879,330.83	\$65,020,637.36	\$3,220,951.54	\$1,637,741.93	\$.....	98
<hr/>	<hr/>	<hr/>	<hr/>	<hr/>	<hr/>	<hr/>
\$.....	\$38,909.00	\$37,138.75	\$1,229.09	\$.....	\$541.16	99
20,966.00	596,251.00	537,238.61	59,001.46	10.93	99
.....	290,435.93	263,195.70	20,414.28	5,993.28	832.67	98
.....	113,147.52	92,134.29	10,602.83	10,410.40	91
.....	63,750.00	54,000.00	9,750.00	85
.....	31,000.00	23,482.53	658.99	6,858.48	78
.....	50,000.00	20,000.00	30,000.00	40
<hr/>	<hr/>	<hr/>	<hr/>	<hr/>	<hr/>	<hr/>
\$20,966.00	\$1,183,493.45	\$1,027,189.88	\$91,906.65	\$53,262.16	\$11,134.76	95

EXHIBIT "B"—Schedule II—Summary of Appropriations

Symbol	NAME OF ACCOUNT	1961-62 Original Appropriation	1961-62 Supplemental and Prior Years' Appropriations	Appropriated Revenue
INTER AND NON-DEPARTMENTAL ITEMS:				
840-100-302	Telephone and Telegraph	\$	\$35,821.10	\$
840-100-304-305	Insurance
840-100-321	Postage
840-100-340	Rent—Buildings and Grounds	2,456,565.00
841-100	Pensions, Contributions to State Pension Funds, Group Life Insurance and Social Security Tax	14,152,540.00	S 627,000.00	14,553.68
841-400	Non-Contributory Group Insurance Premium Fund	1,293,986.25	1,896,866.25
841-401	Pension Accidental Death Insurance Account	46,556.70
842-100	Consolidated Police and Firemen's Pension Fund— State Aid	4,390,510.00
843-100	State Emergency Fund	200,000.00
844-100	Salary Adjustments, Increments and Other Em- ployee Benefits	6,150,000.00	2,650.28
845-200	Storm Relief Fund—Federal	3,233,298.00
846-100	Unclaimed Wages Account
TOTAL INTER AND NON-DEPART- MENTAL ITEMS		\$27,349,615.00	\$1,329,807.35 S 627,000.00	\$5,193,924.91
TOTAL EXECUTIVE BRANCH		\$461,780,290.00 (A) 5,145,000.00	\$218,842,798.42 S 3,424,109.96	\$202,979,658.33
JUDICIAL BRANCH:				
870-100	The Judiciary	\$2,422,571.00	S \$7,857.19	\$
871-100	Judiciary—State Aid	1,286,834.00	30,121.71
TOTAL JUDICIAL BRANCH		\$3,709,405.00	\$30,121.71 S 7,857.19	\$
RECAPITULATION:				
TOTAL LEGISLATIVE BRANCH		\$1,747,845.00	\$101,771.17 S 30,000.00	\$
TOTAL EXECUTIVE BRANCH		461,780,290.00 (A) 5,145,000.00	218,842,798.42 S 3,424,109.96	202,979,658.33
TOTAL JUDICIAL BRANCH		3,709,405.00	30,121.71 S 7,857.19
GRAND TOTALS		\$467,237,540.00 (A) 5,145,000.00	\$218,974,691.30 S 3,461,967.15	\$202,979,658.33

* Denotes red figures.

(A) Denotes Appropriations curtailed in 1961 Pur. to R. S. 52:27B-26 and restored in 1962 Pur. to Chap. 38, P. L. 1961.

S Denotes Supplemental.

New Jersey
and Expenditures—1961-62—As at June 30, 1962—Continued

Transfers To and From* Appropriations	Total Available	Net Disbursements	Obligations	Continuing Appropriation	Lapsed	Per Cent Expended and Obligated
\$.....	\$35,821.10	*\$28,233.14	\$63,010.29	\$.....	\$1,043.95	97
.....	*160,638.92	160,084.49	554.43	...
.....	*30,908.71	25,483.58	5,425.13	...
.....	2,456,565.00	2,396,750.77	24,295.93	35,518.30	99
*1,433,520.00	13,360,573.68	13,123,489.76	34,179.50	168,743.60	34,160.82	98
1,433,520.00	4,624,372.50	3,112,811.53	1,511,560.97	67
.....	46,556.70	46,556.70	100
.....	4,390,510.00	4,388,143.91	2,366.09	99
*54,415.04	145,584.96	145,584.96
*2,768,887.00	3,383,763.28	1,399,927.97	159,045.91	1,824,789.40	46
.....	3,233,298.00	3,233,298.00	100
.....	*32.35	32.35
*\$2,823,302.04	\$31,677,045.22	\$27,481,165.52	\$466,132.05	\$1,680,304.57	\$2,049,443.08	88
*\$20,809.00	\$892,151,047.71	\$518,450,169.33	\$225,771,296.94	\$144,108,191.28	\$3,821,390.16	83
\$29,186.00	\$2,459,614.19	\$2,397,068.87	\$62,516.11	\$.....	\$29.21	99
*8,377.00	1,308,578.71	391,989.63	876,588.37	40,000.71	97
\$20,809.00	\$3,768,192.90	\$2,789,058.50	\$939,104.48	\$40,000.71	\$29.21	99
\$.....	\$1,879,616.17	\$1,586,592.14	\$154,199.74	\$104,142.29	\$34,682.00	93
*20,809.00	892,151,047.71	518,450,169.33	225,771,296.94	144,108,191.28	3,821,390.16	83
20,809.00	3,768,192.90	2,789,058.50	939,104.48	40,000.71	29.21	99
\$.....	\$897,798,856.78	\$522,825,819.97	\$226,864,601.16	\$144,252,334.28	\$3,856,101.37	84

State of New Jersey
EXHIBIT "B"—Schedule III
 Analysis of General Treasury Surplus
 For Fiscal Year Ended June 30, 1962

The State had available surplus in the General Treasury on July 1, 1961		\$1,194,012.34
Appropriation balances of prior years were lapsed in the sum of		402,275.93
Payments on account of loans by the State were made by:		
Apple Tax Account		10,000.00
Asparagus Tax Account		12,500.00
Morris Canal Account		10,851.19
Receivable from New Jersey State Firemen's Association was set up in the sum of		258,264.60
The accounts for deferred charges and credits were adjusted for		141,000.00
Anticipated Revenues earned were (Schedule I)		474,480,622.50
OR TOTAL CREDITS OF		\$476,509,526.56
Appropriations for the current year were		\$472,382,540.00
Supplemental and Special appropriations were	\$10,657,547.85	
Appropriations for storm damage pursuant to Chapters 16 and 18, P. L. 1962 were cancelled in the sum of	6,476,663.26	4,180,884.59
OR A TOTAL OF		\$476,563,424.59
Current year's appropriation balances lapsed were	\$3,856,101.37	
Appropriation for institutional construction from cigarette tax increase was reduced by	325,598.49	4,181,699.86
OR TOTAL CHARGES OF		472,381,724.73
Leaving an available surplus at June 30, 1962, of		\$4,127,801.83

State of
EXHIBIT "C"—Comparative
Dedicated, Trust

	Cash	Investments
Old Bond and Interest Trust Fund	\$5,794.34	\$50,000.00
Unemployment Compensation Auxiliary Fund	125,173.09	6,505,000.00
Unemployment Compensation Tax Fund	2,496,958.34
State Disability Benefits Fund	3,578,006.01	99,037,000.00
School Fund	137,073.58	19,345,076.31
1837 Surplus Revenue Fund	27,427.57	754,000.00
Veterans' Guaranteed Loan Fund	7,061.15	135,000.00
Institution Construction Bond Fund	6,831.17
State 1952 Institution Construction Fund	135,483.74
State 1960 Institution Construction Fund	749,281.41	13,000,000.00
School Building Aid—Capital Reserve Fund	8,825.66	1,765,000.00
State Higher Education Fund	1,217,306.48	49,200,000.00
Higher Education Assistance Fund	29,104.30	120,000.00
State Teachers College Construction Fund	6,754.17	155,000.00
Grade Crossing Elimination Fund	229,956.85	315,000.00
State Water Development Fund	1,614,047.88	28,480,000.00
State Recreation and Conservation Land Acquisition Fund	1,171,333.98	27,000,000.00
Unclaimed Bank Deposits Escheat Fund	23,664.10	505,000.00
Unclaimed Life Insurance Escheat Fund	22,903.94
Unclaimed Personal Property Trust Fund	1,959,539.90
Unsatisfied Claim and Judgment Fund	1,361,537.22	5,915,000.00
Motor Vehicle Liability Security Fund	20,460.84	9,723,000.00
Motor Vehicle Security-Responsibility Fund	938,280.46
Stock Workmen's Compensation Security Fund	30,465.18	4,300,000.00
Mutual Workmen's Compensation Security Fund	18,132.78	1,276,000.00
Special Railroad Deposits	26,716.84
Old Outstanding Checks Account	86,600.59
State Society of the Battleship New Jersey	2,685.48	9,000.00
Employees' Hospitalization Deductions Fund	11.35
Employees' Savings Bond Deductions Fund	84,535.53
Employees' Health Benefits Deductions Fund	62,613.52
Employees' Withholding Tax Fund	813,037.98
Transportation Fund (Pursuant to Chapter 32, P. L. 1961)	2,473,701.65
Employees' Miscellaneous Deductions Fund	5,580.36
Employees' Social Security Deductions Fund	894,339.08
Total Dedicated and Trust Funds	\$20,371,226.52	\$267,589,076.31
Consolidated Police and Firemen's Pension Fund	\$1,640,802.97	\$53,856,949.48
Police and Firemen's Retirement Fund	555,148.44	94,666,059.20
Prison Officers' Pension Fund	141,835.09	375,000.00
State Police Retirement Fund	201,587.93	5,818,000.00
Teachers' Pension and Annuity Fund	6,540,322.86	444,847,792.73
Public Employees' Retirement System Fund	6,749,193.21	209,833,232.11
Pension Increase Fund	228,930.26
Social Security Agency Fund	12,377.99
Social Security Agency Administration Account	1,089.67
Total Pension Funds	\$16,071,288.42	\$809,397,033.52
Grand Total All Funds	\$36,442,514.94	\$1,076,986,109.83

- (1) Funds in hands of U. S. Treasurer.
- (2) Includes \$2,026,854.33 cost of notes in default.
- (3) For paying future Unemployment Compensation Claims.
- (4) For paying future Temporary Disability Claims.

* Denotes red figures.

Balance Sheet—As at June 30, 1962
and Pension Funds

Other Assets	Total Assets	Liabilities	Reserve for Dedicated and Trust Purposes	
			June 30, 1962	June 30, 1961
\$	\$55,794.34	\$32,984.37	\$22,809.97	\$21,183.45
571,807.74	7,201,980.83	7,178,941.77	23,039.06	6,213,942.81
309,838,517.22(1)	312,335,475.56	312,335,475.56(3)	102,503,115.64(4)	326,149,554.68
233,161.00	102,848,167.01	345,051.37	19,583,449.02	103,368,837.42
210,992.72	19,693,142.61	109,693.59	764,670.44	19,156,228.41
7,270.99	788,698.56	24,028.12	2,192,598.75	764,670.44
2,050,537.60(2)	2,192,598.75	6,372.49	458.68	2,970,867.91
.....	6,831.17	30,202.94	105,280.80	68.22
.....	135,483.74	143,347.90	39,605,384.00	230,591.40
25,999,450.49	39,748,731.90	1,754,772.44
*19,053.22	1,754,772.44	1,754,772.44
*107,758.67	50,309,547.81	20,619,852.35	29,689,695.46	57,105,245.78
520.31	149,624.61	149,624.61
*102.77	161,651.40	74,368.65	87,282.75	183,059.18
*26.60	544,930.25	1,423.65	543,506.60	622,050.04
239,945.47	30,333,993.35	10,566,875.50	19,767,117.85	20,841,286.18
32,019,545.38	60,190,879.36	270,872.62	59,920,006.74
1,501.64	530,165.74	530,165.74	514,048.74
.....	22,903.94	22,903.94	24,612.33
1,000,000.00	2,959,539.90	2,959,539.90	2,831,178.83
9,333,414.70	16,609,951.92	147,047.80	16,462,904.12	13,700,443.33
20,026.69	9,763,487.53	21,725.40	9,741,762.13	9,362,273.39
.....	938,280.46	938,280.46
*38,555.76	4,291,909.42	4,291,909.42	3,783,429.67
*5,589.39	1,288,543.39	1,288,543.39	1,246,714.92
.....	26,716.84	20,618.65	6,098.19	5,523.38
.....	86,600.59	86,600.59
40.09	11,725.57	11,725.57	11,507.44
.....	11.35	11.35
.....	84,535.53	84,535.53
.....	62,613.52	62,613.52
.....	813,037.98	813,037.98
3,526,298.35	6,000,000.00	6,000,000.00
.....	5,580.36	5,580.36
.....	894,339.08	894,339.08
\$384,881,943.98	\$672,842,246.81	\$50,233,178.48	\$622,609,068.33	\$569,107,317.95
*\$279,117.80	\$55,218,634.65	\$	\$55,218,634.65	\$51,278,977.74
*51,926.81	95,169,280.83	95,169,280.83	80,328,539.60
2,308.62	519,143.71	519,143.71	438,884.65
11,049.47	6,030,637.40	6,030,637.40	5,614,429.11
3,713,837.79	455,101,953.38	455,101,953.38	412,662,106.07
1,128,188.06	217,710,613.38	217,710,613.38	195,241,260.62
.....	228,930.26	228,930.26
.....	12,377.99	12,377.99
.....	1,089.67	1,089.67
\$4,524,339.33	\$829,992,661.27	\$242,397.92	\$829,750,263.35	\$745,564,197.79
\$389,406,283.31	\$1,502,834,908.08	\$50,475,576.40	\$1,452,359,331.68	\$1,314,671,515.74

State of New Jersey
 EXHIBIT "D"—Comparative Statement of Bonded Debt
 As at June 30, 1962, and June 30, 1961

	June 30, 1962	June 30, 1961
BONDS AND CERTIFICATES OUTSTANDING:		
Highway Improvement Bonds	\$23,370,000.00	\$25,525,000.00
Institution Construction Bonds—Act of 1930	2,640,000.00	3,060,000.00
Institution Construction Bonds—Act of 1949	7,150,000.00	8,935,000.00
Institution Construction Bonds—Act of 1952	10,720,000.00	12,505,000.00
Institution Construction Bonds—Act of 1960	14,000,000.00
Teachers College Construction Bonds	6,450,000.00	7,525,000.00
Higher Education Bonds	66,800,000.00	66,800,000.00
Emergency Housing Bonds	1,850,000.00
Recreation and Conservation Land Acquisition Bonds	28,000,000.00
Water Development Bonds	45,850,000.00	45,850,000.00
Agricultural College Certificates	116,000.00	116,000.00
TOTALS	<u>\$205,096,000.00</u>	<u>\$172,166,000.00</u>

These moneys are to be raised by appropriations through the future annual budgets.

In addition to the above direct obligations, the State has guaranteed the principal and interest payments on the bonds issued by the N. J. Highway Authority. The State's liability for this debt service is contingent on the insufficiency of the revenue derived by the Authority to meet this obligation.

\$280,750,000.00

\$282,700,000.00

State of
EXHIBIT

Summary Statement of Cash Receipts and Disbursements—

	Balance July 1, 1961	Receipts Outside Sources
Old Bond and Interest Trust Fund	\$4,167.26	\$71,627.08
Unemployment Compensation Auxiliary Fund	112,780.77	6,310,632.69
Unemployment Compensation Tax Fund	17,202,457.39	149,226,563.43
State Disability Benefits Fund	3,407,715.93	29,174,837.03
School Fund	470,904.85	2,658,068.75
1837 Surplus Revenue Fund	28,502.95	52,516.39
Veterans' Guaranteed Loan Fund	11,103.47	192,706.67
Institution Construction Bond Fund	1,434.75	50,224.17
State 1952 Institution Construction Fund	39,357.53	556,695.53
State 1960 Institution Construction Fund		16,591,627.26
School Building Aid—Capital Reserve Fund	9,756.32	1,708,837.09
State Higher Education Fund	551,870.12	37,862,910.14
Higher Education Assistance Fund		543.78
State Teachers College Construction Fund	2,743.19	740,510.68
Grade Crossing Elimination Fund	223,965.21	844,610.02
State Water Development Fund	2,053,149.14	15,753,850.33
State Recreation and Conservation Land Acquisition Fund		33,670,127.72
Unclaimed Bank Deposits Escheat Fund	22,358.65	349,100.24
Unclaimed Life Insurance Escheat Fund	9,614.89	26,889.79
Unclaimed Personal Property Trust Fund	2,831,178.83	266,180.77
Unsatisfied Claim and Judgment Fund	856,071.91	7,023,660.81
Motor Vehicle Liability Security Fund	36,833.14	1,979,714.19
Motor Vehicle Security-Responsibility Fund	831,398.22	726,930.04
Stock Workmen's Compensation Security Fund	10,681.57	793,844.96
Mutual Workmen's Compensation Security Fund	9,117.90	49,366.16
Special Railroad Deposits	1,142.03	40,574.81
Old Outstanding Checks Account	65,930.39	38,835.84
State Society of the Battleship New Jersey	2,460.48	225.00
Employees' Hospitalization Deductions Fund	1,536.48	466,481.76
Employees' Savings Bond Deductions Fund	77,480.43	1,917,816.84
Employees' Health Benefits Deductions Fund		1,353,697.29
Withholding Tax Fund	712,176.21	17,837,195.00
Transportation Fund (Pursuant to Chapter 32, P. L. 1961)		6,474,295.30
Employees' Miscellaneous Deductions Fund	155.51	100,006.28
Employees' Social Security Deductions Fund	780,313.61	3,302,504.39
Employees' Pension and Social Security Deductions Fund	13,590.79	
TOTAL DEDICATED AND TRUST FUNDS	\$30,381,949.92	\$338,214,208.23
Pension Funds		
Consolidated Police and Firemen's Pension Fund	\$1,066,803.62	\$29,558,341.28
Police and Firemen's Retirement Fund	859,440.84	35,988,497.74
Prison Officers' Pension Fund	19,106.91	764,571.10
State Police Retirement Fund	127,588.75	2,321,516.89
Teachers' Pension and Annuity Fund	3,563,261.16	159,281,192.65
Public Employees' Retirement System Fund	6,063,948.69	69,762,973.99
Pension Increase Fund	115,709.75	1,258,703.51
Social Security Agency Fund	1,612.51	40,404,265.05
Social Security Agency Administration Account	1,349.57	156,948.90
TOTAL PENSION FUNDS	\$11,818,821.80	\$339,497,011.11
TOTAL OF ALL FUNDS	\$42,200,771.72	\$677,711,219.34

- (1) Funds transferred back to State by U. S. Treasurer.
(2) Funds deposited with U. S. Treasurer.

New Jersey

"E"

Dedicated and Trust Funds—Fiscal Year Ended June 30, 1962

Transfers From Other Funds	Total	Disbursements Outside Sources	Transfers To Other Funds	Total Disbursements	Balance June 30, 1962
\$	\$75,794.34	\$70,000.00	\$	\$70,000.00	\$5,794.34
	6,423,413.46	5,764,435.54		6,298,240.37	125,173.09
(1) 139,750,000.00	306,179,020.82	170,661,562.48	(2) 133,020,500.00	303,682,062.48	2,496,958.34
10,395,000.00	42,977,552.96	27,375,468.11		39,399,546.95	3,578,006.01
22,386.56	3,151,360.16	2,255,843.87		3,019,051.94	132,308.22
	81,019.34	29,570.90		53,591.77	27,427.57
584.91	204,395.05	157,221.20		200,127.21	4,267.84
	51,658.92	29,827.75		44,827.75	6,831.17
	596,053.06	406,386.48		460,569.32	135,483.74
	16,591,627.26	15,830,745.86		15,842,345.85	749,281.41
522,184.04	2,240,777.45	2,231,951.79		2,231,951.79	8,825.66
	38,414,780.26	34,014,021.43		37,197,473.78	1,217,306.48
150,000.00	150,543.78	121,439.48		121,439.48	29,104.30
	743,253.87	721,328.62		736,499.70	6,754.17
	1,068,575.23	836,258.34		838,618.38	229,956.85
17,342.78	17,824,342.25	14,859,448.75		16,210,294.37	1,614,047.88
100,000.00	33,770,127.72	32,335,593.74		32,598,793.74	1,171,333.98
	371,458.89	234,547.45		347,794.79	23,664.10
	36,504.68	108.80		13,600.74	22,903.94
	3,097,359.60	1,082,845.45		1,137,819.70	1,959,539.90
	7,879,732.72	6,577,008.44		6,703,948.84	1,175,783.88
	2,016,547.33	1,996,086.49		1,996,086.49	20,460.84
	1,558,328.26	633,362.80		633,362.80	924,965.46
	804,526.53	774,061.35		774,061.35	30,465.18
	58,484.06	40,351.28		40,351.28	18,132.78
	41,716.84	15,000.00		15,000.00	26,716.84
	104,766.23	18,165.64		18,165.64	86,600.59
	2,685.48				2,685.48
	468,018.24	468,006.89		468,006.89	11.35
	1,995,297.27	1,910,761.74		1,910,761.74	84,535.53
	1,353,697.29	1,291,083.77		1,291,083.77	62,613.52
	18,549,371.21	17,736,333.23		17,736,333.23	813,037.98
	6,474,295.30	4,000,593.65		4,000,593.65	2,473,701.65
	100,161.79	94,581.43		94,581.43	5,580.36
	4,082,818.00	3,188,478.92		3,188,478.92	894,339.08
	13,590.79	13,590.79		13,590.79	
<u>\$150,957,498.29</u>	<u>\$519,553,656.44</u>	<u>\$347,776,072.46</u>	<u>\$151,612,984.47</u>	<u>\$499,389,056.93</u>	<u>\$20,164,599.51</u>
\$	\$30,625,144.90	\$28,984,341.93	\$	\$28,984,341.93	\$1,640,802.97
	36,847,938.58	36,292,790.14		36,292,790.14	555,148.44
	783,678.01	641,842.92		641,842.92	141,835.09
7,510.20	2,456,615.84	2,358,622.05		2,358,622.05	97,993.79
	162,844,453.81	156,304,130.95		156,304,130.95	6,540,322.86
	75,826,922.68	69,077,729.47		69,077,729.47	6,749,193.21
	1,374,413.26	1,145,483.00		1,145,483.00	228,930.26
	40,405,877.56	40,393,499.57		40,393,499.57	12,377.99
	158,298.47	157,208.80		157,208.80	1,089.67
<u>\$7,510.20</u>	<u>\$351,323,343.11</u>	<u>\$335,355,648.83</u>	<u>\$</u>	<u>\$335,355,648.83</u>	<u>\$15,967,694.28</u>
<u>\$150,965,008.49</u>	<u>\$870,876,999.55</u>	<u>\$683,131,721.29</u>	<u>\$151,612,984.47</u>	<u>\$834,744,705.76</u>	<u>\$36,132,293.79</u>

State of

EXHIBIT "F"—Summary Statement of Cash Receipts and Accrued

	Cash Receipts	Gross Accrued Revenues	Transfers From Other Funds
General Treasury (Schedule I)	\$855,668,862.74	\$672,779,747.04	\$13,688,963.45
Dedicated and Trust Funds (Schedule III)	828,676,227.83	230,725,856.19	164,624.36
TOTALS	\$1,684,345,090.57	\$903,505,603.23	\$13,853,587.81

State of

EXHIBIT "F"—Summary Statement of Cash Disbursements and Accrued

	Cash Disbursements	Gross Accrued Expenditures	Transfers to Other Funds	Net Accrued Expenditures
General Treasury (Schedule II)	\$844,443,999.51	\$649,644,953.35	\$4,020,176.28	\$645,624,777.07
Dedicated and Trust Funds (Schedule IV)	834,744,705.76	229,432,928.13	9,833,411.53	219,599,516.60
TOTALS	\$1,679,188,705.27	\$879,077,881.48	\$13,853,587.81	\$865,224,293.67

New Jersey

Revenues (Analyzed)—All Funds—Fiscal Year Ended June 30, 1962

Net Accrued Revenues	From Taxes and Licenses	From Federal Aid	From Departmental Sales and Services	From Municipal Subdivisions	From Other Sources
\$659,090,783.59	\$448,086,982.10	\$159,612,373.48	\$34,452,019.39	\$5,711,346.09	\$11,228,062.53
230,561,231.83	151,354,845.15	16,410,896.86	62,795,489.82
<u>\$889,652,015.42</u>	<u>\$599,441,827.25</u>	<u>\$176,023,270.34</u>	<u>\$34,452,019.39</u>	<u>\$5,711,346.09</u>	<u>\$74,023,552.35</u>

New Jersey

Expenditures (Analyzed)—All Funds—Fiscal Year Ended June 30, 1962

Salaries and Wages	Materials and Supplies	Services Other Than Personal	Additions and Improvements	Subventions and Direct State Aid	Extraordinary Expenses
\$132,998,125.28	\$17,765,219.46	\$27,766,115.57	\$146,756,715.45	\$268,949,341.85	\$51,389,259.46
150,640.42	4,908.57	100,020.67	30,612,810.11	187,888,888.93	842,247.90
<u>\$133,148,765.70</u>	<u>\$17,770,128.03</u>	<u>\$27,866,136.24</u>	<u>\$177,369,525.56</u>	<u>\$456,838,230.78</u>	<u>\$52,231,507.36</u>

EXHIBIT "F"—Schedule I—Statement of Gross Receipts and Analysis of Accrued

	Cash Receipts	Accrued Revenue	Transfers From Other Funds
MAJOR TAX REVENUE			
Main Stem Railroad Property Tax	\$2,393,774.96	\$2,708,479.51	\$.....
Franchise Tax on Railroads	129,856.54	129,856.54
Second Class Railroad Property Tax (Local Use)	15,306,017.75	15,306,017.75
Transfer Inheritance Tax	24,504,687.62	23,203,249.69
Miscellaneous Corporation Tax—Net Worth	36,433,059.24	35,691,825.14
Miscellaneous Corporation Tax—Net Income	26,015,123.22	25,509,226.63
Domestic Life Insurance Corporation Tax	895,887.43	895,887.43
Foreign Insurance Corporation Tax	18,190,335.11	17,645,011.32
Financial Business Tax	870,649.95	863,995.69
Cigarette Tax	59,694,402.44	59,545,096.12
Pari-Mutuel Racing Tax	25,859,209.28	26,037,795.74
Motor Fuels Tax	128,203,743.81	122,558,673.32
Beverage Tax	23,053,179.72	23,052,111.79
Beverage Licenses	920,169.42	881,835.63
Bus Excise Tax	270,161.93	267,955.21
Motor Vehicle Fees, Licenses, etc.	79,021,800.33	76,119,953.69
Commuters Benefits Tax	4,000,000.00	10,000,000.00
DEPARTMENTAL REVENUE			
Legislature:			
Senate	1,470.17
General Assembly	494.01
Department of Law and Public Safety:			
Tenement House Supervision	56,127.25	54,445.25
Hotel Fire Safety Inspection Fees	36,542.00	36,322.00
Security-Responsibility Bureau	739,587.29	788,283.54
Division of Weights and Measures	39,969.88	39,197.80
Division of Law	164,538.01	86,235.50
Division of Law—Rate Proceedings Revolving Fund	19,475.27	12,286.34
Division of State Police (General)	1,947,644.00	1,158,687.42
Division of Motor Vehicles (General)	130,640.71	8,117.45
Division of Professional Boards	912,151.77	879,138.21
Veterans' Guaranteed Loan Fund (Administration Expense)	38,639.00	38,639.00	38,639.00
Amusement Games Control Fees	66,523.00	64,133.80
Fees from Safe Drivers Insurance Plan	228,359.69	227,661.00
Miscellaneous
Department of the Treasury:			
Division of Purchase and Property	2,799,988.58	74,046.95
Interest on Deposit	294,372.14	282,912.45
Public Utility Tax (Administration)	44,049.22	44,049.22
Outdoor Advertising Permits and Fees	144,356.14	144,401.14
State Purchase Fund	3,146,593.88	22,770.35
Agricultural Commodities Distribution Fund	30,811.40	30,010.00	15,000.00
Cafeteria—State House	99,807.35	98,996.07
Cafeteria—Highway	52,522.69	52,059.16
Contributions to N. J. Firemen's Home and Association	85,131.37	85,131.37
Division of Local Government	91,553.08	100,129.81
Current Earnings on Investments in Gen. Invest. Account	387,222.94	938,062.75
Dividends	18,870.00	18,870.00
Transfer from Division of Employment Security	76,899.62	58,906.04	58,906.04
General Investment Account	184,872,000.00
Social Security Fund (Administration)	399,213.56	399,318.56
Division of Public Pensions	415.29
Supplemental Payrolls Clearing Account	484,765.85
Bureau of Construction	196,711.43	176,491.86	151,082.30
Real Estate Escheats	21,108.67	19,395.79
Miscellaneous Revenue	755,289.96	576,999.01	115,428.10
Department of State:			
General Revenue	882,691.67	857,375.66
Commissions	91,600.00	91,400.83
Athletic Commissioner	34,803.44	34,798.70
Miscellaneous	8,438.38	2,298.93
Department of Banking and Insurance:			
General Revenue	2,184,891.40	2,136,904.59
Division of Real Estate Commission	434,529.80	390,031.15
National Association of Ins. Commissioners Trust Fund	17,164.51	17,164.51

New Jersey

Revenues—General Treasury—Fiscal Year Ended June 30, 1962

Accrued Revenue Outside Sources	Revenue From Taxes and Licenses	Revenue From Federal Aid	Revenue From Departmental Sales and Services	Revenue From Other Sources	Revenue From Municipal Subdivisions
\$2,708,479.51	\$2,708,479.51	\$	\$	\$	\$
129,856.54	129,856.54
15,306,017.75	15,306,017.75
23,203,249.69	23,203,249.69
35,691,825.14	35,691,825.14
25,509,226.63	25,509,226.63
895,887.43	895,887.43
17,645,011.32	17,645,011.32
863,995.69	863,995.69
59,545,096.12	59,545,096.12
26,037,795.74	26,037,795.74
122,558,673.32	122,558,673.32
23,052,111.79	23,052,111.79
881,835.63	881,835.63
267,955.21	267,955.21
76,119,953.69	76,119,953.69
10,000,000.00	10,000,000.00
.
.
54,445.25	54,445.25
36,322.00	36,322.00
788,283.54	788,283.54
39,197.80	39,197.80
86,235.50	86,235.50
12,286.34	12,286.34
1,158,687.42	10,995.00	1,147,692.42
8,117.45	8,117.45
879,138.21	879,138.21
.
64,133.80	64,133.80
227,661.00	227,661.00
.
74,046.95	74,046.95
282,912.45	282,912.45
44,049.22	44,049.22
144,401.14	144,401.14
22,770.35	22,770.35
15,010.00	15,010.00
98,996.07	98,996.07
52,059.16	52,059.16
85,131.37	85,131.37
100,129.81	100,129.81
938,062.75	938,062.75
18,870.00	18,870.00
.
399,318.56	399,318.56
.
25,409.56	25,409.56
19,395.79	19,395.79
461,570.91	37,887.49	786.36	422,897.06
857,375.66	857,375.66
91,400.83	91,400.83
34,798.70	34,798.70
2,298.93	2,298.93
2,136,904.59	1,173,404.11	963,500.48
390,031.15	390,031.15
17,164.51	17,164.51

EXHIBIT "F"—Schedule I—Statement of Gross Receipts and Analysis of Accrued

	Cash Receipts	Accrued Revenue	Transfers From Other Funds
Department of Agriculture:			
General Revenue	\$58,202.48	\$54,692.36	\$.
Office of Milk Industry	225,219.44	220,349.53	
Federal Agricultural Loan Fund	17,534.27	16,888.40	
Federal Grants for Statistical Services	6,500.00	6,500.00	
Poultry Products Promotion Tax Account	143,262.10	130,342.20	
Federal Grants for Marketing Expansion	32,008.10	32,000.00	
Seed Potato Tax Account	16,881.71	16,881.71	
Asparagus Tax Account	95,056.90	70,056.90	
Apple Tax Account	61,713.75	36,742.85	
Federal Grants for Market Facilities Planning	7,500.00	7,500.00	
Control of Red Pine Scale—Federal Funds	6,907.39	7,668.35	
Department of Defense	704,720.91	697,060.87	810.00
Department of Public Utilities:			
General Revenue	295,064.54	293,005.25	
Grade Crossing Elimination Fund	59,588.74		
Department of Health:			
General Revenue	265,951.60	181,945.55	
Rabies Control Fund	102,519.65	102,702.10	
Board of Barber Examiners	103,489.14	95,023.00	
Federal Aid:			
Public Health	847,221.26	832,166.00	
Maternal and Child Health	367,887.73	354,651.00	
Rapid Treatment V. D.	40,348.00	40,223.00	
Water Pollution Control	146,169.54	144,857.00	
Crippled Children	283,050.72	282,469.40	
Radiation Research Project II			
Radiation Research Project III	144,444.61	130,703.00	
Rheumatic Fever Study	400.00	400.00	
"EI" Virus Research	74,522.85	74,365.00	
Coronary Heart Disease Research Project	16,850.00	16,850.00	
Continuity of Care—Strokes and Congestive Heart Failure	2,010.00	2,000.00	
Homemaker's Executive Development	2,700.00	2,000.00	
Virus Research Project	31.58		
Leukemia Study	80.97		
Presymptomatic Failure—Heart Disease	3,110.00	24,880.00	
Ecology of Eastern Encephalitis	30,436.00	30,436.00	
Coronary Heart Disease Research Project II	16,850.00	16,850.00	
T. B. Planning Project	2,900.00	2,900.00	
Milbank Research Grant—Private Funds	8,575.00	8,575.00	
Miscellaneous	8,330.44	7,873.28	
Department of Labor and Industry:			
General Revenue	343,398.22	320,367.71	
Wage and Hour Trust Fund	4,347.09	4,375.59	
Federal Grants for Statistical Purposes	36,082.90	18,000.00	
1% Workmen's Compensation Tax Fund	567,177.98	560,447.24	50,000.00
Rehabilitation Commission	1,111,147.45	1,059,525.29	4,600.00
Department of Labor Office Building	129,285.35	2,128,330.00	2,000,000.00
Department of Labor Office Building Fund (Reed Act)	1,324,457.19		
Department of Labor Office Building Fund (Auxiliary Fund)	533,804.83		
Division of Employment Security—General	18,801,488.94	17,764,441.82	
Old Age and Survivors' Insurance Adm.—Federal Funds ..	712,883.86	712,056.60	
Miscellaneous Revenue	730.50		
Department of Conservation and Economic Development:			
Division of Planning and Development:			
General Revenue	2,309,726.77	1,841,676.97	790.00
Morris Canal and Banking Company	79,064.30	66,401.18	
New Jersey Pilot Commissioners	19,975.53	20,311.55	
Stony Brook Watershed			
Emergency Housing—Rentals	288,240.26	287,603.40	
Emergency Housing—Sale of Units	2,085,671.05	479,678.57	
Emergency Housing Fund			

New Jersey

Revenues—General Treasury—Fiscal Year Ended June 30, 1962—Continued

Accrued Revenue Outside Sources	Revenue From Taxes and Licenses	Revenue From Federal Aid	Revenue From Departmental Sales and Services	Revenue From Other Sources	Revenue From Municipal Subdivisions
\$54,692.36	\$54,692.36	\$.....	\$.....	\$.....	\$.....
220,349.53	220,349.53				
16,888.40		16,888.40			
6,500.00		6,500.00			
130,342.20	130,342.20				
32,000.00		32,000.00			
16,881.71	16,881.71				
70,056.90	70,056.90				
36,742.85	36,742.85				
7,500.00		7,500.00			
7,668.35		7,668.35			
696,250.87		451,448.21	78,155.94	166,646.72	
293,005.25	293,005.25				
181,945.55	41,592.00		133,751.55	6,602.00	
102,702.10	102,702.10				
95,023.00	83,740.00		11,283.00		
832,166.00		832,166.00			
354,651.00		354,651.00			
40,223.00		40,223.00			
144,857.00		144,857.00			
282,469.40		282,469.40			
130,703.00		130,703.00			
400.00		400.00			
74,365.00		74,365.00			
16,850.00		16,850.00			
2,000.00		2,000.00			
2,000.00		2,000.00			
24,880.00		24,880.00			
30,436.00		30,436.00			
16,850.00		16,850.00			
2,900.00		2,900.00			
8,575.00				8,575.00	
7,873.28				7,873.28	
320,367.71	225,412.00		94,955.71		
4,375.59			4,375.59		
18,000.00		18,000.00			
510,447.24	428,626.63	18,048.18		63,772.43	
1,054,925.29		1,044,348.65		10,576.64	
128,330.00				128,330.00	
17,764,441.82		17,764,441.82			
712,056.60		712,056.60			
1,840,886.97	63,209.00	83,456.28	611,695.07	99,537.40	982,989.22
66,401.18			66,401.18		
20,311.55			20,311.55		
287,603.40				287,603.40	
479,678.57				479,678.57	

EXHIBIT "F"—Schedule I—Statement of Gross Receipts and Analysis of Accrued

	Cash Receipts	Accrued Revenue	Transfers From Other Funds
Federal Aid:			
Forest Fires Fund	\$169,146.76	\$169,131.76	\$.....
Forest Nursery Fund
Farm Forestry Fund
Airport Grants Fund	722,461.26	722,461.26
Study of Small Business Projects	9,000.00	9,000.00
Agriculture Conservation Program	6,640.35	6,640.35
Watershed Projects of New Jersey	2,096.64	2,096.64
Division of Water Policy and Supply:			
General Revenue	10,914.56
Water Development Fund Payroll Clearing Account	623,960.92
Excess Diversion Fees	170,264.64	183,107.34
Well Drillers Licenses	14,237.00	14,547.00
Delaware and Raritan Canal	241,230.65	240,720.15
Division of Shell Fisheries	69,485.91	69,281.07
Division of Fish and Game	5,777,831.43	1,566,192.92
Public Shooting and Fishing Grounds	542,774.28	542,365.77
Division of Veterans' Services	6,446.58
Division of State and Regional Planning	517,469.79	509,249.25
Miscellaneous Revenue	1,300.00	1,300.00
Department of Education:			
State Board of Examiners	64,683.74	63,459.50
Academic Certificates	38,355.50	40,090.50
New Jersey State Colleges:			
Glassboro	1,288,361.07	1,040,287.83
Jersey City	600,762.91	463,897.76
Newark	1,031,370.01	850,398.68
Paterson	808,247.01	622,031.34
Montclair	1,331,075.00	1,052,266.38
Trenton	1,605,544.34	1,329,511.75
School for the Deaf	46,224.63	23,545.85
School of Conservation	145,383.85	142,828.75
Agricultural Experiment Station	81,941.75	82,189.97
Fertilizer Inspection Fees	90,212.43	90,025.56
State Museum—Service Charges	17,586.46	13,556.85
Veterans Education Revolving Fund	101.50
Camille and Henry Dreyfus Foundation Fund	8,000.00
W. T. Grant Foundation Child and Youth Study Program	36,710.00	36,710.00
Teachers' Pension and Annuity Fund	83,531.54	82,193.24
Miscellaneous	261,643.06	32,768.50	750.00
Federal Aid:			
Vocational Education Smith-Hughes Fund	201,048.71	200,942.87
Vocational Education George-Barden Fund	895,632.37	896,242.16
George-Barden Fund—Practical Nurse Training
Civil Defense Adult Education Program	65,000.00	65,000.00
Area Retaining Program	19,324.56	22,865.00
National Survey of School Facilities	927.20	927.20
Graduate Fellowship for Mentally Retarded	11,000.00	11,000.00
Extension of Public Library Services to Rural Areas	102,236.00	102,236.00
U. S. Appropriation for Agricultural College	260,860.27	260,860.27
National Defense Educational Act	2,149,715.86	2,050,902.39
Federal Food Lunch Program	1,830,093.70	1,829,839.00
Federal Special School Milk Program	2,357,691.21	2,452,592.10
State Highway Department:			
Regular Federal Aid	63,376,613.51	84,652,728.00
Other Federal Aid—Shared Projects	2,149,061.36	2,006,565.00
Counties and Municipalities—Shared Projects	2,228,065.88	2,134,925.20
Flood Damage to Bridges—Delaware River Bridge Commission	34,420.24	32,812.17
Reimbursement from Port of New York Authority	4,795,364.72	690,000.00
Miscellaneous Revenue	3,703,497.63	7,033,639.33	1,479,368.20
Department of Institutions and Agencies:			
Central Office	124,458.33	123,557.00	65,155.35
Division of Assistance	197,676.52	195,415.92	195,415.92
Federal Aid—Mental Hygiene Clinics	240,188.28	215,917.50
State Use Revolving Fund	1,944,460.32
Institution Construction Fund	15,000.00

New Jersey

Revenues—General Treasury—Fiscal Year Ended June 30, 1962—Continued

Accrued Revenue Outside Sources	Revenue From Taxes and Licenses	Revenue From Federal Aid	Revenue From Departmental Sales and Services	Revenue From Other Sources	Revenue From Municipal Subdivisions
\$169,131.76	\$.....	\$.....	\$169,131.76	\$.....	\$.....
.....
722,461.26	722,461.26
9,000.00	9,000.00
6,640.35	6,640.35
2,096.64	2,096.64
.....
183,107.34	183,107.34
14,547.00	14,547.00
240,720.15	240,720.15
69,281.07	37,284.76	10,828.64	21,167.67
1,566,192.92	1,437,890.50	15,199.68	31,243.19	81,859.55
542,365.77	402,422.75	125,584.11	14,358.91
.....
509,249.25	314,239.00	3,048.00	191,962.25
1,300.00	1,300.00
.....
63,459.50	63,459.50
40,090.50	40,090.50
.....
1,040,287.83	51,536.69	988,751.14
463,897.76	39,688.80	424,208.96
850,398.68	54,063.91	796,334.77
622,031.34	36,454.59	585,576.75
1,052,266.38	186,546.25	865,720.13
1,329,511.75	61,662.85	1,266,831.17	1,017.73
23,545.85	23,545.85
142,828.75	142,828.75
82,189.97	82,189.97
90,025.56	90,025.56
13,556.85	975.85	12,581.00
.....
36,710.00	36,710.00
82,193.24	82,193.24
32,018.50	32,018.50
.....
200,942.87	200,942.87
896,242.16	896,242.16
.....
65,000.00	65,000.00
22,865.00	22,865.00
927.20	927.20
11,000.00	11,000.00
102,236.00	102,236.00
260,860.27	260,860.27
2,050,902.39	2,050,902.39
1,829,839.00	1,829,839.00
2,452,592.10	2,452,592.10
.....
84,652,728.00	84,652,728.00
2,006,565.00	2,006,565.00
2,134,925.20	2,134,925.20
.....
32,812.17	32,812.17
690,000.00	690,000.00
5,554,271.13	5,554,271.13
.....
58,401.65	13,401.65	45,000.00
.....
215,917.50	215,917.50
.....
.....

EXHIBIT "F"—Schedule I—Statement of Gross Receipts and Analysis of Accrued

	Cash Receipts	Accrued Revenue	Transfers From Other Funds
Institution Construction—Chapter 157, P. L. 1960	\$26,795.00	\$26,795.00	\$26,795.00
Relief Subsidies	68,876.51	58,727.91	
Residential Group Center—Highfields	1,132.63		
Colony for Feeble-Minded—New Lisbon	815,501.54	841,294.33	
Colony for Feeble-Minded—Woodbine	927,898.07	937,243.99	
Soldiers Home—Menlo Park	72,411.08	68,826.42	
Soldiers Home—Vineland	104,182.26	100,055.86	
North Jersey Training School—Totowa	809,444.95	840,237.93	
Reformatory—Annandale	123,926.74	61,444.83	
Reformatory—Bordentown	145,853.30	85,454.71	
Reformatory—Clinton	28,073.00	1,067.20	
Division of Mental Retardation	72,590.14	72,116.33	
Woodbridge State School	187,570.00		
Sanatorium for Chest Diseases	145,630.91	90,303.27	
State Home for Boys—Jamesburg	40,105.83	20,633.60	
State Home for Girls—Trenton	15,740.53	7,028.40	
State Hospital—Greystone Park	5,451,199.67	5,135,074.44	
State Hospital—Marlboro	3,095,191.46	2,869,584.71	
State Hospital—Trenton	3,495,344.53	3,254,970.05	
State Prison—Trenton	167,267.23	45,036.45	
State Prison Farm—Rahway	160,102.54	5,000.10	
State Prison Farm—Leesburg	237,950.59	174,458.70	
Neuropsychiatric Institute—Skillman	1,864,522.44	1,657,385.94	
Vineland State School	1,469,037.56	1,479,325.65	
Arthur Brisbane Child Treatment Center	88,975.96	79,718.58	
Diagnostic Center—Menlo Park	233,057.90	220,712.53	
State Hospital—Ancora	2,497,093.80	2,322,460.95	
Edward R. Johnstone Training and Research Center	300,547.30	305,904.95	
Commission for the Blind	894,025.80	886,884.39	211,737.35
Board of Child Welfare—Revolving Fund	858,234.64	939,169.63	33.70
Board of Child Welfare and Federal Child Welfare Service	519,972.17	500,444.57	
Old Age Assistance—Federal Subsidy	9,615,578.32	10,559,018.24	26,099.89
Old Age Assistance—Recoveries	1,177,687.17	1,174,683.22	
Disability Assistance—Federal	3,499,072.38	3,802,884.96	
Federal Aid to Dependent Children	18,389,322.13	19,890,655.86	
Federal Aid—Construction of Government and Non-Profit Hospitals	2,528,577.91	2,834,164.71	
Federal Aid—Permanently and Totally Disabled			
Governors Study Commission—Organizational Structure			
Residential Group Center—Warren	2,211.39	55.00	
Group Rehabilitation Project (Ford Foundation)	40,758.88	40,000.00	
Turrell Fund—Residential Treatment for Girls	20,210.09	18,686.08	
Urgent Capital Items—Federal Funds	46,883.00	46,883.00	
Miscellaneous Revenue	1,162.07		
The Judiciary	1,903,840.93	1,902,291.05	
Delaware River Joint Toll Bridge Commission	147,995.40	137,108.70	
Pension Contributions	1,036,773.00	1,058,249.94	1,045,299.01
Health Benefits Contributions	20,897.54	196,117.89	193,374.37
Social Security Contributions	722,932.57	474,705.60	474,058.68
Non-Contributory Group Insurance	1,712,900.70	1,943,422.95	
Storm Relief Fund—Federal	3,233,298.00	3,233,298.00	
Interfund Transfers:			
Transfer from Unclaimed Personal Property Escheats Fund	242,712.89	211,187.32	54,974.25
Transfer from Unclaimed Bank Deposits Escheats Fund	113,247.34	113,247.34	113,247.34
Transfer from Unclaimed Life Insurance Escheat Fund	13,491.94	13,491.94	13,491.94
Transfer from Disability Benefit Fund (Accounting Bureau)	48,558.69	53,743.89	53,743.89
Transfer from State Disability Benefit Fund (General)	1,580,534.65	1,561,998.98	1,561,984.48
Transfer from Unsatisfied Claim and Judgment Fund	127,940.40	147,047.80	147,047.80
Transfer from Veterans' Guaranteed Loan Fund	4,267.01	750,000.00	750,000.00
Transfer from School Fund	740,821.51	662,989.27	662,989.27
Transfer from 1837 Surplus Revenue Fund	23,371.33	24,028.12	24,028.12
Transfer from State Water Development Fund	1,321,011.17	1,107,021.49	1,107,021.49
Transfer from State Higher Education Fund	3,053,051.93	2,620,305.68	2,620,305.68
Transfer from State Recreation and Conservation Land Acquisition Fund	23,200.00	285,594.39	285,594.39
Transfer from State 1960 Institution Construction Fund	11,599.99	141,191.89	141,191.89
Other Miscellaneous Revenue	73,819.28	40,072.15	
TOTALS	\$855,668,862.74	\$672,779,747.04	\$13,688,963.45

New Jersey

Revenues—General Treasury—Fiscal Year Ended June 30, 1962—Continued

Accrued Revenue Outside Sources	Revenue From Taxes and Licenses	Revenue From Federal Aid	Revenue From Departmental Sales and Services	Revenue From Other Sources	Revenue From Municipal Subdivisions
\$ 58,727.91					\$ 58,727.91
841,294.33			839,361.65	1,932.68	
937,243.99			937,243.99		
68,826.42		68,680.76		145.66	
100,055.86		99,914.10		141.76	
840,237.93			834,376.40	5,861.53	
61,444.83			61,444.83		
85,454.71		27,746.00	57,708.71		
1,067.20			1,037.50	29.70	
72,116.33		66,663.00	5,453.33		
90,303.27			89,103.16	1,200.11	
20,633.60			13,633.60	7,000.00	
7,028.40			7,028.40		
5,135,074.44			5,088,845.77	46,228.67	
2,869,584.71			2,867,728.73	1,855.98	
3,254,970.05			3,240,026.25	14,943.80	
45,036.45			44,875.43	161.02	
5,000.10			5,000.10		
174,458.70			174,383.70	75.00	
1,657,385.94			1,656,119.87	1,266.07	
1,479,325.65			1,478,502.85	822.80	
79,718.58			79,643.58	75.00	
220,712.53			220,712.53		
2,322,460.95			2,322,234.73	226.22	
305,904.95		122,669.87	183,174.18	60.90	
675,147.04		675,147.04			
939,135.93			939,135.93		
500,444.57		418,605.36	81,281.71	557.50	
10,532,918.35		10,532,918.35			
1,174,683.22				1,174,683.22	
3,802,884.96		3,802,884.96			
19,890,655.86		19,890,655.86			
2,834,164.71		2,834,164.71			
55.00				55.00	
40,000.00				40,000.00	
18,686.08		18,680.00		6.08	
46,883.00		46,883.00			
1,902,291.05			1,706,725.14	195,565.91	
137,108.70			136,208.70	900.00	
12,950.93				12,950.93	
2,743.52				2,743.52	
646.92				646.92	
1,943,422.95					1,943,422.95
3,233,298.00		3,233,298.00			
156,213.07				156,213.07	
14.50				14.50	
40,072.15			2,908.50	37,163.65	
<u>\$659,090,783.59</u>	<u>\$448,086,982.10</u>	<u>\$159,612,373.48</u>	<u>\$34,452,019.39</u>	<u>\$11,228,062.53</u>	<u>\$5,711,346.09</u>

**EXHIBIT "F"—Schedule II—Statement of Cash Disbursements and
Year Ended**

	Cash Disbursements	Accrued Expenditures	Transfers to Other Funds
Legislature	\$894,413.83	\$1,016,473.32	\$
Law Revision and Legislative Service Commission	173,067.81	175,512.42
Legislative Budget and Finance Director	71,944.07	67,218.49
Commission on Interstate Co-operation	38,730.07	42,140.00
Commission on State Tax Policy	22,417.36	22,466.86
Commission on Narcotic Control
Welfare Investigating Committee	14,024.10	20,000.00
Legislative Commission on Statute Revision	92.44	92.44
Uniform Commercial Code Study Commission	8,837.87	9,119.87
County and Municipal Law Revision Commission	21,936.28	22,271.67
Corporation Law Revision Commission	44.10	44.10
State Auditor	349,810.93	360,522.68
TOTAL LEGISLATIVE BRANCH	\$1,595,318.86	\$1,735,861.85
Chief Executive's Office	\$241,381.87	\$253,227.40
Department of Law and Public Safety:			
Administrative Division	\$91,057.51	\$93,206.40	\$
Veterans' Guarantee Loan Fund Administration Expense Account ..	37,632.51	38,266.52	2,816.74
Division of Law	900,964.91	851,267.02
Division of State Police	9,032,815.55	8,684,309.60	3,722.26
Tenement House Supervision	181,739.46	186,493.98
Division of Alcoholic Beverage Control	953,904.23	958,171.79
Amusement Games Control Commissioner	11,746.18	12,000.20
Division of Motor Vehicles	11,415,563.83	9,810,075.01	6,529.77
Security-Responsibility Bureau	786,807.76	788,546.11	57,167.44
Unsatisfied Claim and Judgment Administration	143,941.02	147,051.25	8,816.06
Division of Weights and Measures	280,702.91	299,320.48	8,000.00
Professional Examining Boards:			
Administrative Bureau	158,844.64	163,233.80
State Board of Accountants	26,166.85	32,258.29	965.09
State Board of Architects	37,874.77	41,830.28	1,541.06
State Board of Dentistry	29,780.77	40,152.54	723.28
State Board of Mortuary Science	29,530.07	33,050.51	2,171.74
State Board of Professional Engineers and Land Surveyors	53,058.74	55,817.42	1,787.03
State Board of Medical Examiners	51,916.55	56,978.32	2,107.74
State Board of Nursing	121,666.53	131,290.05	6,748.97
State Board of Optometrists	13,856.21	16,752.84	1,065.74
State Board of Pharmacy	45,474.77	49,123.93	2,273.58
State Board of Veterinary Medical Examiners	1,965.54	4,152.50	69.91
State Board of Shorthand Reporting	76.22	406.84	9.00
State Board of Ophthalmic Examiners	8,124.02	8,293.50	179.06
State Board of Beauty Culture Control	63,344.80	64,626.12
TOTAL PROFESSIONAL EXAMINING BOARDS	\$641,680.48	\$697,966.94	\$19,642.20
TOTAL DEPARTMENT OF LAW AND PUBLIC SAFETY	\$24,478,556.35	\$22,566,675.30	\$106,694.47

New Jersey

Analysis of Accrued Expenditures—General Treasury Fund—Fiscal
June 30, 1962

Net Accrued Expenditures	Salaries and Wages	Materials and Supplies	Services Other Than Personal	Additions and Improvements	Subventions and Direct State Aid	Extraordinary Expenses
\$1,016,473.32	\$624,178.32	\$208,120.00	\$173,075.00	\$1,100.00	\$.....	\$10,000.00
175,512.42	126,501.53	4,047.76	9,742.60	876.99	34,343.54
67,218.49	61,914.06	1,844.91	3,459.52
42,140.00	600.00	240.00	4,150.00	37,150.00
22,466.86	20,195.19	2,271.67
.....
20,000.00	4,715.00	15,285.00
92.44	92.44
9,119.87	9,119.87
22,271.67	22,271.67
44.10	44.10
360,522.68	337,914.70	1,208.41	21,399.57
<u>\$1,735,861.85</u>	<u>\$1,176,018.80</u>	<u>\$215,461.08</u>	<u>\$214,098.36</u>	<u>\$1,976.99</u>	<u>\$.....</u>	<u>\$128,306.62</u>
<u>\$253,227.40</u>	<u>\$175,396.56</u>	<u>\$14,147.47</u>	<u>\$33,788.98</u>	<u>\$.....</u>	<u>\$.....</u>	<u>\$29,894.39</u>
.....
\$93,206.40	\$85,690.72	\$973.68	\$5,588.87	\$953.13	\$.....	\$.....
35,449.78	33,145.72	171.83	2,132.23
851,267.02	761,304.74	30,255.08	54,179.31	1,882.57	3,645.32
8,680,587.34	7,129,364.03	479,137.46	706,498.63	307,941.60	57,645.62
186,493.98	168,585.97	3,189.63	14,453.33	188.10	76.95
958,171.79	831,265.44	13,231.99	109,422.84	4,251.52
12,000.20	9,000.00	424.90	1,417.20	1,158.10
9,803,545.24	6,938,150.55	678,636.72	944,597.33	1,226,785.64	15,375.00
731,378.67	598,033.45	23,366.53	109,425.62	553.07
138,235.19	118,578.21	2,050.91	15,851.55	1,754.52
291,320.48	235,594.70	11,727.92	32,226.41	675.00	5,815.00	5,281.45
.....
163,233.80	139,100.92	4,061.10	20,071.78
31,293.20	26,637.26	535.45	4,120.49
40,289.22	25,316.25	3,349.52	11,455.95	167.50
39,429.26	25,515.73	2,897.45	11,016.08
30,878.77	20,771.85	345.29	9,761.63
54,030.39	26,615.64	6,676.24	20,164.22	574.29
54,870.58	32,729.31	5,697.88	16,099.37	344.02
124,541.08	84,244.90	3,253.50	37,042.68
15,687.10	11,765.90	161.27	3,759.93
46,850.35	34,077.29	2,238.84	10,534.22
4,082.59	2,585.91	268.96	1,227.72
397.84	300.00	97.84
8,114.44	6,128.52	144.49	1,763.43	78.00
64,626.12	51,450.02	4,314.15	7,615.91	1,246.04
<u>\$678,324.74</u>	<u>\$487,239.50</u>	<u>\$33,944.14</u>	<u>\$154,731.25</u>	<u>\$2,409.85</u>	<u>\$.....</u>	<u>\$.....</u>
<u>\$22,459,980.83</u>	<u>\$17,395,953.03</u>	<u>\$1,277,110.79</u>	<u>\$2,150,524.57</u>	<u>\$1,544,301.58</u>	<u>\$5,815.00</u>	<u>\$86,275.86</u>

**EXHIBIT "F"—Schedule II—Statement of Cash Disbursements and
Year Ended June**

	Cash Disbursements	Accrued Expenditures	Transfers to Other Funds
Department of the Treasury:			
Administrative Division	\$573,942.56	\$563,153.34	\$
Division of Budget and Accounting	1,675,139.00	1,157,208.56	4,356.53
Division of Purchase and Property	2,399,917.17	2,564,310.93	1,575.83
State Purchase Fund	2,979,226.82		
Cafeterias	129,872.85	146,437.28	6,419.09
Division of Taxation	28,478,866.10	21,686,523.07	3,128.00
Division of Local Government	266,069.34	275,883.62	
Division of Tax Appeals	171,528.36	176,315.22	
Division of Racing Commission	215,824.33	235,319.56	
Division of Investments	186,263,513.27	138,672.04	
Division of Pensions	1,097,932.59	1,165,542.86	
TOTAL DEPARTMENT OF THE TREASURY	\$224,251,832.39	\$28,109,366.48	\$15,479.45
Department of State:			
Office of the Secretary	\$235,747.90	\$228,186.91	\$
State Athletic Commissioner	35,409.25	36,157.91	
Legalized Games of Chance Commission	136,869.10	145,320.35	
Division of Aging	126,032.67	151,682.86	
TOTAL DEPARTMENT OF STATE	\$534,058.92	\$561,348.03	\$
Department of Civil Service	\$1,287,047.39	\$1,320,327.82	\$
Department of Banking and Insurance	\$1,931,802.45	\$1,998,078.33	\$
Division of Real Estate Commission	172,396.04	177,836.71	
Department of Agriculture	\$1,726,476.53	\$1,819,335.50	\$10,005.40
Department of Defense	\$2,360,690.75	\$2,597,118.93	\$11,674.13
Department of Public Utilities	\$789,765.54	\$2,244,354.04	\$
Grade Crossing Elimination Fund	60,108.08		
Department of Health	\$4,533,970.45	\$5,282,375.26	\$80,209.19
Department of Labor and Industry:			
Division of Labor	\$1,452,225.57	\$1,457,941.49	\$1,142.87
Division of Workmen's Compensation	1,417,875.09	1,437,627.94	52,524.33
Division of Employment Security	16,132,424.64	16,644,734.93	1,214,639.34
Disability Insurance Service	1,423,471.91	1,561,768.24	77,280.30
Office Building	1,932,300.92	10,883,078.29	2,808.61
State Board of Mediation	80,503.19	82,442.46	
Rehabilitation Commission	2,433,918.93	2,569,208.22	48,253.86
TOTAL DEPARTMENT OF LABOR AND INDUSTRY ..	\$24,872,720.25	\$34,636,801.57	\$1,396,649.31
Department of Conservation and Economic Development:			
Administrative Division	\$311,329.28	\$271,375.95	\$
Division of Planning and Development	7,615,381.00	7,278,737.60	184,748.45
Division of Water Policy	993,074.85	401,069.59	754.70
Division of Shell Fisheries	248,171.88	278,228.99	
Division of Fish and Game	1,794,105.89	1,999,081.90	107,775.08
Division of Veterans' Services	484,190.73	495,318.10	
Division of State and Regional Planning	732,144.16	765,795.98	
State Mosquito Control Commission	290,000.00	290,000.00	
Debt Service on Emergency Housing and Water Development Bonds	3,350,125.00	1,500,125.00	
TOTAL DEPARTMENT OF CONSERVATION AND ECONOMIC DEVELOPMENT	\$15,818,522.79	\$13,279,733.11	\$293,278.23

New Jersey

Analysis of Accrued Expenditures—General Treasury Fund—Fiscal

30, 1962—Continued

Net Accrued Expenditures	Salaries and Wages	Materials and Supplies	Services Other Than Personal	Additions and Improvements	Subventions and Direct State Aid	Extraordinary Expenses
\$563,153.34	\$136,440.69	\$6,525.23	\$11,717.91	\$408,469.51	\$	\$
1,152,852.03	853,718.35	52,168.96	209,214.37	2,868.57	786.36	34,095.42
2,562,735.10	1,986,872.10	215,686.16	227,120.94	129,696.21	3,359.69
140,018.19	65,146.27	72,076.60	2,795.32
21,683,395.07	3,484,441.88	114,720.69	250,993.47	20,512.74	17,688,157.86	124,568.43
275,883.62	225,087.85	14,879.12	35,916.65
176,315.22	169,270.61	1,107.17	5,937.44
235,319.56	204,284.82	4,081.26	26,953.48
138,672.04	128,931.47	1,700.73	8,039.84
1,165,542.86	983,363.07	24,206.30	154,822.80	2,910.88	239.81
<u>\$28,093,887.03</u>	<u>\$8,237,557.11</u>	<u>\$507,152.22</u>	<u>\$933,512.22</u>	<u>\$564,457.91</u>	<u>\$17,688,944.22</u>	<u>\$162,263.35</u>
\$228,186.91	\$165,710.49	\$13,844.96	\$47,960.74	\$598.47	\$	\$72.25
36,157.91	32,736.88	215.96	3,205.07
145,320.35	109,825.72	6,157.74	28,719.74	617.15
151,682.86	83,121.55	7,163.06	9,070.16	52,328.09
<u>\$561,348.03</u>	<u>\$391,394.64</u>	<u>\$27,381.72</u>	<u>\$88,955.71</u>	<u>\$1,215.62</u>	<u>\$</u>	<u>\$52,400.34</u>
<u>\$1,320,327.82</u>	<u>\$1,142,215.60</u>	<u>\$38,084.88</u>	<u>\$130,379.61</u>	<u>\$9,583.00</u>	<u>\$</u>	<u>\$64.73</u>
\$1,998,078.33	\$1,696,913.85	\$33,332.22	\$260,499.17	\$7,329.09	\$	\$4.00
177,836.71	139,973.43	9,069.01	28,759.27	35.00
<u>\$1,809,330.10</u>	<u>\$1,264,121.89</u>	<u>\$65,019.75</u>	<u>\$203,546.97</u>	<u>\$5,175.16</u>	<u>\$</u>	<u>\$271,466.33</u>
<u>\$2,585,444.80</u>	<u>\$1,387,108.93</u>	<u>\$356,206.98</u>	<u>\$406,296.35</u>	<u>\$266,511.78</u>	<u>\$</u>	<u>\$169,320.76</u>
<u>\$2,244,354.04</u>	<u>\$689,709.34</u>	<u>\$16,058.46</u>	<u>\$37,750.39</u>	<u>\$1,500,751.85</u>	<u>\$</u>	<u>\$84.00</u>
<u>\$5,202,166.07</u>	<u>\$3,213,729.16</u>	<u>\$461,665.63</u>	<u>\$348,273.04</u>	<u>\$92,260.66</u>	<u>\$282,678.88</u>	<u>\$803,558.70</u>
\$1,456,798.62	\$1,257,277.46	\$46,646.27	\$144,212.89	\$3,941.45	\$	\$4,720.55
1,385,103.61	792,361.61	13,872.87	57,909.00	4,826.99	516,133.14
15,430,095.59	11,579,267.05	243,682.92	1,901,058.53	43,698.93	1,662,388.16
1,484,487.94	1,203,481.69	23,786.53	204,319.97	9,274.75	43,625.00
10,880,269.68	10,880,269.68
82,442.46	74,742.17	599.10	7,101.19
2,520,954.36	856,006.67	11,264.80	112,444.11	2,426.52	1,538,812.26
<u>\$33,240,152.26</u>	<u>\$15,763,136.65</u>	<u>\$339,852.49</u>	<u>\$2,427,045.69</u>	<u>\$10,944,438.32</u>	<u>\$</u>	<u>\$3,765,679.11</u>
\$271,375.95	\$240,156.84	\$8,453.24	\$22,356.72	\$377.50	\$	\$31.65
7,093,989.15	2,295,689.25	232,308.66	410,585.91	903,934.11	2,993,276.70	258,194.52
400,314.89	257,885.98	8,072.58	24,167.86	108,332.28	1,856.19
278,228.99	191,329.89	11,817.87	36,062.64	4,857.24	34,161.35
1,891,306.82	986,795.96	421,696.67	231,888.70	208,946.04	5,855.62	36,123.83
495,318.10	197,685.87	2,356.40	13,106.62	282,164.21	5.00
765,795.98	138,748.87	8,721.39	16,268.91	618.09	601,438.72
290,000.00	290,000.00
1,500,125.00	1,500,125.00
<u>\$12,986,454.88</u>	<u>\$4,308,292.66</u>	<u>\$693,426.81</u>	<u>\$2,254,562.36</u>	<u>\$1,227,065.26</u>	<u>\$3,571,296.53</u>	<u>\$931,811.26</u>

State of

EXHIBIT "F"—Schedule II—Statement of Cash Disbursements and
Year Ended June

	Cash Disbursements	Accrued Expenditures	Transfers to Other Funds
Department of Education:			
Administration and General	\$7,243,725.35	\$8,958,441.09	\$14,181.05
Division of State Library, Archives and History	439,000.91	464,202.27	4,463.59
Division of State Museum	122,740.97	131,325.91
Division of Civil Rights	125,252.81	132,502.00
State Colleges	13,809,525.85	13,445,442.84	135,262.58
School for the Deaf	1,136,363.87	1,209,714.11	5,000.00
School of Conservation	155,414.90	163,835.72	1,610.93
State University	16,521,840.75	16,713,469.18	4,600.00
Newark Technical School and College of Engineering	1,556,892.08	1,556,892.08
Trenton Junior College and School of Industrial Arts	100,000.00	100,000.00
State Competitive Scholarships	2,249,354.58	2,242,137.34	150,000.00
Teachers' Pension and Annuity Fund	41,535,355.05	41,883,083.17
Debt Service on State Teachers College Construction and Higher Education Bonds	3,515,562.50	2,440,562.50
Aid to School Districts	101,386,769.42	101,522,522.43	15,000.00
TOTAL DEPARTMENT OF EDUCATION	\$189,897,799.04	\$190,964,130.64	\$330,118.15
State Highway Department:			
General	\$23,985,275.49	\$28,340,795.56	\$.....
Road Construction	32,181,974.29	126,048,933.18	585,305.01
Aid to Counties and Municipalities	9,348,192.61	16,801,397.62
Debt Service on Highway Improvement Bonds	2,872,180.00	717,180.00
TOTAL STATE HIGHWAY DEPARTMENT	\$68,387,622.39	\$171,908,306.36	\$585,305.01
Department of Institutions and Agencies:			
General	\$6,945,476.75	\$5,520,868.83	\$84,639.96
Soldiers Home—Menlo Park	199,135.14	210,517.19
Soldiers Home—Vineland	371,017.71	385,818.29	2,500.00
State Prison—Trenton	2,272,790.82	2,262,396.12	2,000.00
State Prison Farm—Rahway	1,581,345.71	1,528,578.82	3,000.00
State Prison Farm—Leesburg	633,168.36	634,516.69
Reformatory—Bordentown	1,529,104.93	1,660,770.70	3,500.00
New Reformatory—Bordentown	84,000.00	84,000.00
Reformatory—Clinton	994,030.60	1,026,951.07
Reformatory—Annandale	1,445,184.00	1,502,236.95
Home for Boys—Jamesburg	1,486,214.89	1,688,072.75	12,000.00
Home for Girls—Trenton	769,740.14	784,647.67
Residential Group Center—Highfield	43,650.65	44,493.52
Residential Group Center—Warren	35,405.32	34,201.25
Residential Group Center—Turrell	45,298.23	46,101.56
Old Age Assistance	18,951,075.86	19,078,742.73	114,139.01
Municipal Aid	3,878,334.37	5,748,727.91
Aid to Permanently and Totally Disabled	5,500,739.20	5,500,739.20
Commission for the Blind	1,605,783.24	1,790,925.92	254,868.07
Board of Child Welfare	4,450,002.28	4,511,928.52	21,990.50
Aid for Dependent Children	29,393,782.41	29,407,702.78	136,962.43
Vineland State School	3,246,850.72	3,321,502.15	3,500.00
North Jersey Training School—Totowa	1,885,976.02	2,019,967.25	3,000.00
State Colony—Woodbine	1,923,911.06	1,964,126.54	11,000.00
State Colony—New Lisbon	1,707,385.87	2,013,120.40
Woodbridge State School	178,561.50
Edward R. Johnstone Training and Research Center	1,042,967.41	1,086,899.52	4,555.10
Community Mental Health Services	1,483,665.73	1,703,949.63	1,334.00
County Mental Hospitals	4,615,945.27	5,433,175.66
County Tuberculosis Hospitals	278,650.64	310,150.25
Hospital—Greystone Park	9,771,402.37	11,375,942.93	1,822.64
Hospital—Trenton	7,549,065.27	7,558,114.97	9,410.00
Hospital—Marlboro	5,774,958.48	5,946,823.02	12,000.00
Hospital—Ancora	4,987,739.05	4,883,883.47
Neuropsychiatric Institute	3,569,737.18	3,512,869.40
Brisbane Child Treatment Center	385,055.63	394,968.90	4,800.00
Diagnostic Center	670,139.58	689,432.34
Sanatorium for Chest Diseases	1,293,485.90	1,288,670.75
Debt Service on Institution Construction Bonds	4,439,105.00	449,105.00
TOTAL DEPARTMENT OF INSTITUTIONS AND AGENCIES	\$137,019,883.29	\$137,405,640.65	\$687,021.71

New Jersey

Analysis of Accrued Expenditures—General Treasury Fund—Fiscal

30, 1962—Continued

Net Accrued Expenditures	Salaries and Wages	Materials and Supplies	Services Other Than Personal	Additions and Improvements	Subventions and Direct State Aid	Extraordinary Expenses
\$8,944,260.04	\$1,333,372.22	\$44,450.80	\$152,774.95	\$31,069.96	\$7,288,896.03	\$93,696.08
459,738.68	312,273.80	97,181.40	48,356.15	1,891.63	35.70
131,325.91	99,773.41	6,184.55	13,917.40	5,018.40	6,432.15
132,502.00	106,688.20	5,756.02	16,199.78	3,858.00
13,310,180.26	9,497,559.96	766,274.21	1,239,619.07	408,960.05	420,641.72	977,125.25
1,204,714.11	943,492.96	133,066.45	61,411.51	65,940.30	802.89
162,224.79	80,721.12	48,891.83	17,145.44	1,462.05	1,290.00	12,714.35
16,708,869.18	750.00	275,448.91	16,432,670.27
1,556,892.08	1,556,892.08
100,000.00	100,000.00
2,092,137.34	53,160.70	3,592.83	10,714.62	2,790.31	2,021,878.88
41,883,083.17	41,883,083.17
2,440,562.50	2,440,562.50
101,507,522.43	101,507,522.43
\$190,634,012.49	\$12,427,042.37	\$1,105,398.09	\$5,558,343.50	\$796,439.61	\$151,101,433.35	\$19,645,355.57
\$28,340,795.56	\$13,849,839.90	\$1,864,024.33	\$5,826,162.04	\$356,553.18	\$.....	\$6,444,216.11
125,463,628.17	125,463,628.17
16,801,397.62	16,801,397.62
717,180.00	717,180.00
\$171,323,001.35	\$13,849,839.90	\$1,864,024.33	\$6,543,342.04	\$125,820,181.35	\$16,801,397.62	\$6,444,216.11
\$5,436,228.87	\$2,284,286.59	\$57,362.86	\$206,672.51	\$50,396.46	\$2,834,164.71	\$3,345.74
210,517.19	152,037.18	38,497.59	11,394.74	8,580.98	6.70
383,318.29	237,884.95	76,053.88	36,033.94	33,203.51	142.01
2,260,396.12	1,607,376.76	560,642.59	71,670.24	17,193.58	3,512.95
1,525,578.82	1,010,584.55	401,811.67	75,801.93	27,066.34	10,314.33
634,516.69	358,825.73	213,876.75	53,762.77	8,034.94	16.50
1,657,270.70	1,096,296.11	326,579.47	104,590.50	116,766.86	13,037.76
84,000.00	84,000.00
1,026,951.07	740,252.96	155,714.67	76,747.04	53,687.78	548.62
1,502,236.95	1,063,955.47	263,411.14	92,211.28	75,496.06	7,163.00
1,676,072.75	1,120,914.58	223,766.45	57,422.14	265,808.97	8,160.61
784,647.67	675,038.21	75,794.79	24,359.42	5,315.25	4,140.00
44,493.52	31,277.67	10,140.27	3,075.58
34,201.25	21,109.51	10,990.49	2,101.25
46,101.56	31,748.91	9,748.72	1,901.48	2,702.45
18,964,603.72	18,964,603.72
5,748,727.91	5,748,727.91
5,500,739.20	5,500,739.20
1,536,057.85	577,592.29	38,158.16	464,164.65	7,604.72	448,161.78	376.25
4,489,938.02	1,912,264.74	36,490.99	180,294.68	8,471.52	2,341,741.00	10,675.09
29,270,740.35	85,050.04	660,452.47	26,527.64	28,498,675.20	35.00
3,318,002.15	2,374,105.99	638,495.01	113,157.32	154,095.57	38,148.26
2,016,967.25	1,386,492.20	367,072.88	67,524.55	160,228.74	35,648.88
1,953,126.54	1,416,617.87	397,137.81	70,073.28	57,037.41	12,260.17
2,013,120.40	1,167,092.24	380,090.29	63,191.52	371,977.13	30,769.22
.....
1,082,344.42	870,601.55	126,340.91	56,464.52	25,791.59	3,145.85
1,702,615.63	484,748.79	15,831.48	25,846.04	17,365.55	1,000,000.00	158,823.77
5,433,175.66	5,433,175.66
310,150.25	310,150.25
11,374,120.29	7,128,200.53	1,819,062.10	345,886.79	1,962,620.53	118,350.34
7,548,704.97	5,881,397.76	1,156,256.83	217,779.22	130,198.71	163,072.45
5,934,823.02	4,500,670.84	883,124.42	217,246.59	210,876.42	122,904.75
4,883,883.47	3,686,780.02	936,145.80	114,696.29	16,435.87	129,825.49
3,512,869.40	2,891,540.73	420,385.99	119,408.91	46,054.59	35,479.18
390,168.90	326,430.58	46,097.96	9,954.73	6,050.00	1,635.63
689,432.34	600,818.08	56,500.04	23,572.32	6,603.00	1,938.90
1,288,670.75	1,040,228.36	164,273.49	65,794.96	15,157.94	3,216.00
449,105.00	449,105.00
\$136,718,618.94	\$46,762,221.79	\$10,566,307.97	\$3,448,433.83	\$3,944,822.47	\$71,080,688.05	\$916,144.83

State of

EXHIBIT "F"—Schedule II—Statement of Cash Disbursements and
Year Ended June

	Cash Disbursements	Accrued Expenditures	Transfers to Other Funds
Special Accounts	\$5,197,926.84	\$2,449,844.29	\$230.74
Pensions and Contributions to Pension Funds:			
Heath Act	\$95,191.22	\$103,270.70	\$
Veterans' Act	252,670.40	271,702.04
Miscellaneous Special Acts	8,566.00	9,272.00
Annuity for Widows of Governors	6,874.89	4,999.88
Judicial	256,472.97	252,567.54
Contributions to Prison Officers' Pension Fund	135,000.00	135,000.00
Contributions to Public Employees' Retirement Fund	7,429,020.00	7,429,020.00
Contributions to Consolidated Police and Firemen's Pension Fund ..	4,388,143.91	4,388,143.91
Pension Increase Act	803,580.70	803,580.70
Pension Accidental Death Insurance Account	46,556.70	46,556.70
Non-Contributory Group Insurance Premium Fund	3,112,811.53	3,112,811.53
TOTAL PENSIONS AND CONTRIBUTIONS TO PENSION FUNDS	\$16,534,888.32	\$16,556,925.00	\$
Salary Adjustments, Increments and Other Employee Benefits	\$1,402,310.77	\$1,558,973.88	\$
Social Security Taxes	\$4,147,882.22	\$4,148,256.40	\$
Storm Relief Fund	\$3,233,298.00	\$3,233,298.00	\$500,000.00
Unclaimed Wages Account	\$1,105.30	\$	\$
Unclaimed Inmates' and Patients' Fund	\$2,179.44	\$	\$
Temporary and Interstate Commissions:			
South Jersey Port Commission	\$37,138.75	\$38,367.84	\$
Palisades Interstate Park Commission	537,238.61	596,240.07
Delaware River Joint Toll Bridge Commission	274,683.33	283,609.98	3,510.49
New Jersey Tercentenary Commission	92,497.69	102,737.12
Civil War Centennial Commission	23,482.53	24,141.52
Interstate Sanitation Commission	54,000.00	54,000.00
Delaware River Basin Commission	20,000.00	20,000.00
TOTAL TEMPORARY AND INTERSTATE COMMISSIONS	\$1,039,040.91	\$1,119,096.53	\$3,510.49
TOTAL EXECUTIVE BRANCH	\$729,923,266.32	\$644,191,050.23	\$4,020,176.28
Judicial Branch—The Judiciary	\$2,789,702.13	\$3,718,041.27	\$
Disbursements applicable to prior years appropriations	\$110,135,712.20	\$	\$
TOTALS	\$844,443,999.51	\$649,644,953.35	\$4,020,176.28

New Jersey

Analysis of Accrued Expenditures—General Treasury Fund—Fiscal

30, 1962—Continued

Net Accrued Expenditures	Salaries and Wages	Materials and Supplies	Services Other Than Personal	Additions and Improvements	Subventions and Direct State Aid	Extraordinary Expenses
\$2,449,613.55	\$	\$	\$2,449,613.55	\$	\$	\$
\$103,270.70	\$	\$	\$	\$	\$	\$103,270.70
271,702.04	271,702.04
9,272.00	9,272.00
4,999.88	4,999.88
252,567.54	252,567.54
135,000.00	135,000.00
7,429,020.00	7,429,020.00
4,388,143.91	4,388,143.91
803,580.70	803,580.70
46,556.70	46,556.70
3,112,811.53	3,112,811.53
\$16,556,925.00	\$	\$	\$	\$	\$4,388,143.91	\$12,168,781.09
\$1,558,973.88	\$	\$	\$	\$	\$	\$1,558,973.88
\$4,148,256.40	\$	\$	\$	\$	\$	\$4,148,256.40
\$2,733,298.00	\$	\$	\$	\$	\$2,733,298.00	\$
\$	\$	\$	\$	\$	\$	\$
\$	\$	\$	\$	\$	\$	\$
\$38,367.84	\$35,406.30	\$802.52	\$2,159.02	\$	\$	\$
596,240.07	412,219.98	30,782.67	91,209.24	3,880.00	37,190.00	20,958.18
280,099.49	226,788.33	18,971.40	34,268.55	71.21
102,737.12	56,662.43	12,659.50	12,324.04	20,591.15	500.00
24,141.52	17,660.34	1,971.82	3,618.36	891.00
54,000.00	54,000.00
20,000.00	20,000.00
\$1,115,586.04	\$748,737.38	\$65,187.91	\$143,579.21	\$25,362.15	\$37,190.00	\$95,529.39
\$640,170,873.95	\$129,593,344.29	\$17,439,426.73	\$27,447,206.46	\$146,749,895.81	\$267,690,885.56	\$51,250,115.10
\$3,718,041.27	\$2,228,762.19	\$110,331.65	\$104,810.75	\$4,842.65	\$1,258,456.29	\$10,837.74
\$	\$	\$	\$	\$	\$	\$
\$645,624,777.07	\$132,998,125.28	\$17,765,219.46	\$27,766,115.57	\$146,756,715.45	\$268,949,341.85	\$51,389,259.46

EXHIBIT "F"—Schedule III—Statement of Gross Receipts and Analysis of

	Cash Receipts	Gross Accrued Revenues
Old Bond and Interest Trust Fund	\$71,627.08	\$1,626.52
Unemployment Compensation Auxiliary Fund	6,310,632.69	1,521,842.85
Unemployment Compensation Tax Fund	288,976,563.43	158,015,909.93
State Disability Benefits Fund	39,569,837.03	18,467,934.87
School Fund	2,680,455.31	752,461.57
1837 Surplus Revenue Fund	52,516.39	24,028.12
Veterans' Guaranteed Loan Fund	193,291.58	33,156.79
Institution Construction Bond Fund	50,224.17	390.46
State 1952 Institution Construction Fund	556,695.53	6,220.60
State 1960 Institution Construction Fund	16,591,627.26	14,141,191.89
School Building Aid—Capital Reserve Fund	2,231,021.13	52,026.00
State Higher Education Fund	37,862,910.14	2,703,224.78
Higher Education Assistance Fund	150,543.78	149,624.61
State Teachers College Construction Fund	740,510.68	10,154.67
Grade Crossing Elimination Fund	844,610.02	19,141.98
State Water Development Fund	15,771,193.11	1,126,091.60
State Recreation and Conservation Land Acquisition Fund	33,770,127.72	28,285,594.39
Unclaimed Bank Deposits Escheat Fund	349,100.24	138,850.81
Unclaimed Life Insurance Escheat Fund	26,889.79	11,892.35
Unclaimed Personal Property Trust Fund	266,180.77	266,148.18
Unsatisfied Claim and Judgment Fund	7,023,660.81	2,917,391.58
Motor Vehicle Liability Security Fund	1,979,714.19	379,488.74
Motor Vehicle Security-Responsibility Fund	726,930.04
Stock Workmen's Compensation Security Fund	793,844.96	508,479.75
Mutual Workmen's Compensation Security Fund	49,366.16	41,828.47
Special Railroad Deposits	40,574.81	574.81
Old Outstanding Checks Account	38,835.84
State Society of the Battleship New Jersey	225.00	218.13
Employees' Hospitalization Deductions Fund	466,481.76
Employees' Savings Bond Deductions Fund	1,917,816.84
Employees' Health Benefits Deductions Fund	1,353,697.29
Withholding Tax Fund	17,837,195.00
Transportation Fund (Pursuant to Chapter 32, P. L. 1961)	6,474,295.30
Employees' Miscellaneous Deductions Fund	100,006.28
Employees' Social Security Deductions Fund	3,302,504.39
Employees' Pension and Social Security Deductions Fund
TOTAL DEDICATED AND TRUST FUNDS	\$489,171,706.52	\$229,575,494.45
PENSION FUNDS		
Consolidated Police and Firemen's Pension Fund	\$29,558,341.28	(†)
Police and Firemen's Retirement Fund	35,988,497.74	(†)
Prison Officers' Pension Fund	764,571.10	(†)
State Police Retirement Fund	2,329,027.09	\$1,150,361.74
Teachers' Pension and Annuity Fund	159,281,192.65	(†)
Public Employees' Retirement System Fund	69,762,973.99	(†)
Pension Increase Fund	1,258,703.51	(†)
Social Security Agency Fund	40,404,265.05	(†)
Social Security Agency Administration Account	156,948.90	(†)
TOTAL PENSION FUNDS	\$339,504,521.31	\$1,150,361.74
TOTAL OF ALL FUNDS	\$828,676,227.83	\$230,725,856.19

* Denotes red figure.

(†) Accounting not under control of State Accounting Bureau, therefore information not on our records.

EXHIBIT "F"—Schedule IV—Statement of Cash Disbursements and Analysis of


	Cash Disbursements	Gross Accrued Expenditures	Transfers to Other Funds
Old Bond and Interest Trust Fund	\$70,000.00	\$.....	\$.....
Unemployment Compensation Auxiliary Fund	6,298,240.37	2,000,000.00	2,000,000.00
Unemployment Compensation Tax Fund	303,682,062.48	171,829,989.05
State Disability Benefits Fund	39,399,546.95	19,333,656.65	1,616,041.53
School Fund	3,019,051.94	663,018.17	662,989.27
1837 Surplus Revenue Fund	53,591.77	24,028.12	24,028.12
Veterans' Guaranteed Loan Fund	200,127.21	811,425.95	788,639.00
Institution Construction Bond Fund	44,827.75
State 1952 Institution Construction Fund	460,569.32	131,531.20	54,182.84
State 1960 Institution Construction Fund	15,842,345.85	535,807.89	167,986.89
School Building Aid—Capital Reserve Fund	2,231,951.79	52,026.00
State Higher Education Fund	37,197,473.78	30,118,775.10	2,750,706.10
Higher Education Assistance Fund	121,439.48
State Teachers College Construction Fund	736,499.70	105,931.10	15,171.08
Grade Crossing Elimination Fund	838,618.38	97,685.42	2,360.04
State Water Development Fund	16,210,294.37	2,200,259.93	1,136,855.94
State Recreation and Conservation Land Acquisition Fund	32,598,793.74	365,587.65	285,689.39
Unclaimed Bank Deposits Escheat Fund	347,794.79	122,733.81	113,247.34
Unclaimed Life Insurance Escheat Fund	13,600.74	13,600.74	13,491.94
Unclaimed Personal Property Trust Fund	1,137,819.70	137,787.11	54,974.25
Unsatisfied Claim and Judgment Fund	6,703,948.84	154,930.79	147,047.80
Motor Vehicle Liability Security Fund	1,996,086.49
Motor Vehicle Security-Responsibility Fund	633,362.80
Stock Workmen's Compensation Security Fund	774,061.35
Mutual Workmen's Compensation Security Fund	40,351.28
Special Railroad Deposits	15,000.00
Old Outstanding Checks Account	18,165.64
State Society of the Battleship New Jersey
Employees' Hospitalization Deductions Fund	468,006.89
Employees' Savings Bond Deductions Fund	1,910,761.74
Employees' Health Benefits Deductions Fund	1,291,083.77
Withholding Tax Fund	17,736,333.23
Transportation Fund (Pursuant to Chapter 32, P. L. 1961)	4,000,593.65
Employees' Miscellaneous Deductions Fund	94,581.43
Employees' Social Security Deductions Fund	3,188,478.92
Employees' Pension and Social Security Deductions Fund	13,590.79
TOTAL DEDICATED AND TRUST FUNDS	\$499,389,056.93	\$228,698,774.68	\$9,833,411.53
PENSION FUNDS			
Consolidated Police and Firemen's Pension Fund	\$28,984,341.93	(†)	\$.....
Police and Firemen's Retirement Fund	36,292,790.14	(†)
Prison Officers' Pension Fund	641,842.92	(†)
State Police Retirement Fund	2,358,622.05	\$734,153.45
Teachers' Pension and Annuity Fund	156,304,130.95	(†)
Public Employees' Retirement System Fund	69,077,729.47	(†)
Pension Increase Fund	1,145,483.00	(†)
Social Security Agency Fund	40,393,499.57	(†)
Social Security Agency Administration Account	157,208.80	(†)
TOTAL PENSION FUNDS	\$335,355,648.83	\$734,153.45	\$.....
TOTAL OF ALL FUNDS	\$834,744,705.76	\$229,432,928.13	\$9,833,411.53

(†) Accounting not under control of State Accounting Bureau, therefore information not on our records.



1664

1964



NEW JERSEY TRICENTENARY

FOR THREE CENTURIES PEOPLE-PURPOSE-PROGRESS