

# THIRTY-SIXTH ANNUAL REPORT OF THE DIVISION OF LOCAL GOVERNMENT SERVICES 1973

STATEMENTS OF FINANCIAL CONDITION  
OF COUNTIES AND MUNICIPALITIES

NEW JERSEY STATE LIBRARY



NEW JERSEY STATE LIBRARY

Prepared by  
STATE OF NEW JERSEY  
DEPARTMENT OF COMMUNITY AFFAIRS  
DIVISION OF LOCAL GOVERNMENT SERVICES  
Price \$15.00

Patricia Q. Sheehan  
*Commissioner*

John F. Laezza  
*Director*



## TABLE OF CONTENTS

Letter of Transmittal	1
Foreword	2
Composition of Local Finance Board and State Officials	3
Acknowledgement	4
Accumulated Totals for the State	5
POPULATION DATA	
Table 1: Population Classification of New Jersey Counties and Cities	6
Table 2: Local Units Ranked by Population - 1972 Estimates	7
COUNTY GOVERNMENT FISCAL DATA	
A two page set for each county follows. The sets end with a county government Statewide Summary	12
1. County Government Fiscal Data	
2. Map of the County	
3. Summary Map of County Units	54
4. Summary of 21 County Government Data Sheets	56
MUNICIPAL FISCAL DATA SUMMARIZED BY COUNTIES	
1. Summary of 567 Municipal Government Data Sheets	57
2. Municipal Fiscal Summaries by Counties	58
MUNICIPAL FISCAL DATA	
One page per municipality, arranged alphabetically by name of municipality.	79
MUNICIPALITIES OPERATING UNDER SPECIAL STATUTORY FORMS OF GOVERNMENT	646
SUMMARY OF STATEWIDE FINANCES, EXPENDITURES AND REVENUES	
Table 3: Summary of Current Finances of All Municipalities and Counties - 1961 to 1972	647
Table 4: Summary of Expenditures and Revenues of All County Governments - 1969 to 1972	648
Table 5: Summary of Expenditures and Revenues of All Municipalities - 1969 to 1972	649
DATA ON DEBT	
Graph: Debt Trends of New Jersey Municipalities and Counties Expressed as a Per Cent of Equalized Valuation Basis	650
Table 6: Statewide Trends in Statutory Net Capital Debt	651
Table 7: Total Gross and Net Debt of Counties and Municipalities by County	652
Table 8: Authority Debt	653
DATA ON LOCAL TAXATION	
Table 9: Trends in Current and Delinquent Local Property Taxes	656
Table 10: Special District Tax Levies in 1972	657
Table 11: State Equalized Property Tax Rates	658
DATA ON MUNICIPALLY OPERATED UTILITIES	
Table 12: Finances of Municipally Operated Utilities	666
STATUTORY FORMS OF LOCAL UNIT GOVERNMENT	673
GLOSSARY	674





PATRICIA Q. SHEEHAN  
COMMISSIONER

STATE OF NEW JERSEY  
DEPARTMENT OF COMMUNITY AFFAIRS  
363 WEST STATE STREET  
TRENTON, N. J. 08625

TO: THE HONORABLE BRENDAN T. BYRNE  
GOVERNOR

MEMBERS - NEW JERSEY LEGISLATURE

FROM: PATRICIA Q. SHEEHAN

I am pleased to transmit the  
Thirty-Sixth Annual Report of  
the Division of Local Govern-  
ment Services.

In accordance with State law,  
the report includes comparative  
financial statistics of all  
municipalities and counties in  
the State. The statistics are  
tabulated to highlight the cost  
of government, the costs of  
principal services, the amount  
of debt incurred and other  
pertinent data.

## FORWARD

This report, the thirty-sixth in a series which has been published consecutively since 1938, is reflective of and parallels closely all preceding reports. The five-year General Revenue Sharing Program enacted in 1972 is again included in the body of the report. Revenue Sharing budgeted receipts are indicated separately as a revenue realized, and expenditures from these receipts are incorporated into the regular expenditure listings. A separate document detailing general revenue sharing expenditures for each county and municipality will be available shortly.

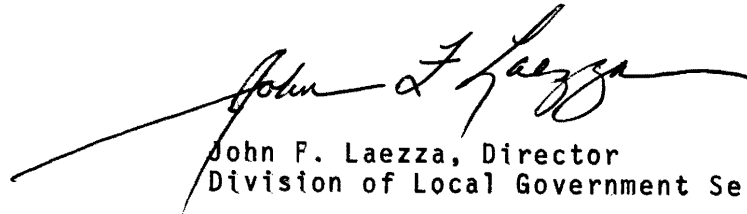
Information pertinent to the form of government and the number of members on the governing body is exhibited on each local unit page. Definitional information relative to statutory forms of government appears towards the end of the report. Similarly, a tabulation is provided listing the different types of governmental forms by county units.

As in prior years, care has been taken to preserve the comparability of data and to present in convenient form current financial and other statistics of the 588 local units of New Jersey government without diminishing the value of these reports as a historical series. The availability of current statistics of local finance has been of increasingly significant value to federal, state and local government officials, research groups, students of local finance and investors in municipal and school bond markets.

The financial statistics contained in this report have been assembled from financial statements prepared by the chief financial officer of the local unit. Computer checks applied to these data and our studies conclude that these statements are adequate for reporting purposes.

In addition to the municipal and county financial data, there are a number of special tables comparing revenues and expenditures, debt trends and equalized tax rates over the current decade. Also, tables listing each local unit in descending population order and another describing municipally operated utilities are provided.

A glossary providing essential information for the proper use of specific data is presented at the end of the report to assist those who may be unfamiliar with municipal finance and its terminology.



John P. Laezza, Director  
Division of Local Government Services

STATE OF NEW JERSEY  
Brendan T. Byrne, Governor

DEPARTMENT OF COMMUNITY AFFAIRS  
Patricia Q. Sheehan, Commissioner

DIVISION OF LOCAL GOVERNMENT SERVICES  
John F. Laezza, Director

OFFICE OF ADMINISTRATION AND LOCAL GOVERNMENT RESEARCH  
Barry Skokowski, Chief

MEMBERS OF THE LOCAL FINANCE BOARD  
John F. Laezza, Chairman  
Stanley D. Iacono  
Joseph G. Connor, Ph.D.  
James E. Campbell

## ACKNOWLEDGEMENTS

This Thirty-Sixth Annual Report is compiled by the Office of Administration and Local Government Research, headed by Barry Skokowski. Grateful acknowledgment is extended to the following for their efforts in data compilation and verification: Fred M. Begelman, Anthony Celentano, Mary Faso, David Grimm, Francis Maimona, Sidney Morginstin and Richard Turner. Appreciation is also extended to Janet Roberts and Linda Harmon who typed all that the computer did not.

Additionally, a debt of gratitude is owed to the Division of Taxation in the Department of the Treasury and to the Office of Business Economics in the Department of Labor and Industry for providing us with valuation and population data used in this Report. We are also grateful to the Department of Transportation for allowing us the use of their computers.

John F. Laezza, Director  
Division of Local Government Services

# STATEWIDE TOTALS FOR 1973

Population, 1970 (Revised)	7,192,805
Population, 1973 Estimates	7,396,330
Land Area (Sq. Miles)	7,489.20
Net Valuation Taxable - Municipal	59,885,223,994
Net Valuation Taxable - County	74,752,721,637
State Equalized Valuation	77,735,288,257
Tax Levy (With Bank Stock Tax)	2,554,829,375

## TYPES OF LOCAL GOVERNMENT UNITS IN NEW JERSEY

Counties (21)		Municipalities (567)				
County	Borough	Township	City	Town	Village	Total
Atlantic .....	3	6	13	1	0	23
Bergen .....	56	11	3	0	0	70
Burlington .....	6	31	3	0	0	40
Camden .....	27	8	2	0	0	37
Cape May .....	7	4	5	0	0	16
Cumberland .....	1	10	3	0	0	14
Essex .....	8	4	3	6	1	22
Gloucester .....	10	13	1	0	0	24
Hudson .....	1	2	4	5	0	12
Hunterdon .....	10	14	1	1	0	26
Mercer .....	4	8	1	0	0	13
Middlesex .....	12	10	3	0	0	25
Monmouth .....	35	15	2	0	1	53
Morris .....	16	20	0	3	0	39
Ocean .....	19	14	0	0	0	33
Passaic .....	10	3	3	0	0	16
Salem .....	3	11	1	0	0	15
Somerset .....	12	9	0	0	0	21
Sussex .....	8	15	0	1	0	24
Union .....	7	8	5	1	0	21
Warren .....	2	18	0	3	0	23
<b>Total .....</b>	<b>257</b>	<b>234</b>	<b>53</b>	<b>21</b>	<b>2</b>	<b>567</b>

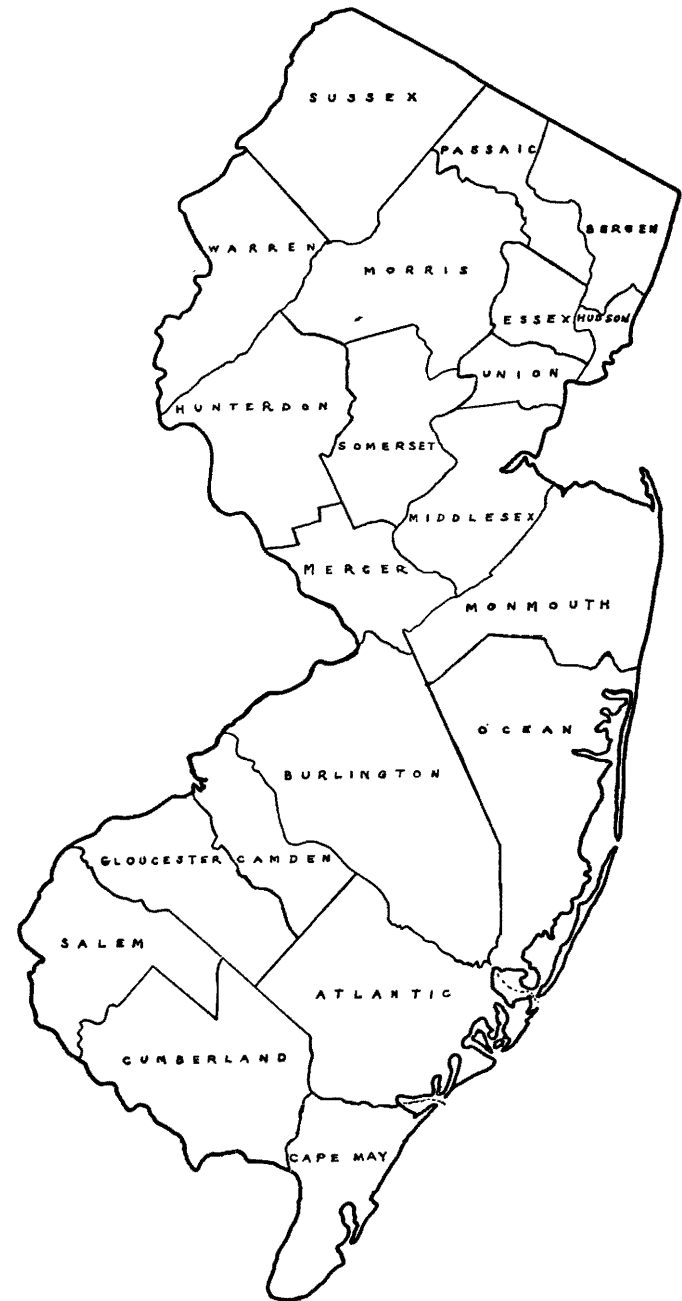


TABLE 1

POPULATION CLASSIFICATIONS OF NEW JERSEY COUNTIES AND CITIES  
(BASED UPON THE 1970 OFFICIAL CENSUS)

## Counties (R.S. 40:17-2)

1st Class	Excess of 600,000 = Essex, Hudson, Bergen
2nd Class	200,000-600,000 = Burlington, Morris, Union, Passaic, Camden, Middlesex, Mercer
3rd Class	50,000-200,000 = Not bordering on the Atlantic Ocean = Hunterdon, Salem Gloucester, Cumberland, Somerset, Sussex Warren
4th Class	Less than 50,000 = Not bordering on Atlantic Ocean = None
5th Class	Bordering on the Atlantic Ocean, exceeding 100,000 = Monmouth, Atlantic, Ocean
6th Class	Bordering on the Atlantic Ocean, less than 100,000 = Cape May

## Cities (R.S. 40:167-2)

1st Class	Exceeding 150,000 = Newark and Jersey City
2nd Class	12,000-150,000
3rd Class	All those not in 1st or 2nd class, except cities bordering upon Atlantic Ocean which are seaside or summer resorts.
4th Class	All cities bordering upon the Atlantic Ocean which are seaside or summer resorts.

LOCAL UNITS RANKED BY POPULATION - 1973 ESTIMATES

7

TABLE 2 - (continued)

<u>MUNICIPALITY</u>	<u>POPULATION</u>	<u>MUNICIPALITY</u>	<u>POPULATION</u>	<u>MUNICIPALITY</u>	<u>POPULATION</u>
New Milford Boro	19,285	Highland Park Boro	14,775	New Hanover Twp	12,080
Hawthorne Boro	19,260	Freehold Twp	14,770	Little Falls Twp	12,060
Clark Twp	19,175	Tenafly Boro	14,685	Hillsborough Twp	12,015
Matawan Twp	18,770	Pequannock Twp	14,670	Egg Harbor Twp	11,985
West Milford Twp	18,410	Randolph Twp	14,630	Burlington Twp	11,980
Haddon Twp	18,155	Roselle Park Boro	14,600	Hillsdale Boro	11,940
North Arlington Boro	18,140	Pennsville Twp	14,585	Burlington City	11,860
Phillipsburg Town	18,000	Denville Twp	14,460	Totowa Boro	11,770
North Brunswick Twp	17,865	Pleasantville City	14,170	Ocean City	11,720
Morristown Town	17,740	New Providence Boro	14,165	Pompton Lakes Boro	11,710
Cinnaminson Twp	17,410	Ridgefield Park Twp	14,065	Berkeley Twp	11,685
Collingswood Boro	17,345	Princeton Twp	13,930	Manchester Twp	11,570
Wall Twp	17,105	Mount Olive Twp	13,910	Westwood Boro	11,385
Washington Twp (Glo)	17,060	Glassboro Boro	13,735	Hanover Twp	11,375
Madison Boro	16,930	Bernards Twp	13,710	Ridgefield Boro	11,335
Roxbury Twp	16,920	Hasbrouck Heights Boro	13,680	Sparta Twp	11,305
Asbury Park City	16,910	Palisades Park Boro	13,565	Ringwood Boro	11,260
South Orange Village	16,805	Berkeley Heights Twp	13,445	Mahwah Twp	11,200
Point Pleasant Boro	16,695	Somerville Boro	13,425	Maywood Boro	11,160
Wyckoff Twp	16,360	Manville Boro	13,410	Delran Twp	11,125
Saddle Brook Twp	16,350	Weehawken Twp	13,350	Lower Twp	10,980
Metuchen Boro	16,225	Marlboro Twp	13,220	Freehold Boro	10,900
Bellmawr Boro	16,165	Eatontown Boro	13,160	Wallington Boro	10,855
Lindenwold Boro	16,065	Glen Rock Boro	13,035	Fairview Boro	10,840
Monroe Twp (Glo)	16,030	Haddonfield Boro	13,020	Audubon Boro	10,810
Moorestown Twp	15,990	Mount Holly Twp	13,005	Washington Twp (Bergen)	10,775
South River Boro	15,870	Winslow Twp	12,975	Runnemede Boro	10,740
Springfield Twp (Union)	15,590	Ramsey Boro	12,940	Bound Brook Boro	10,660
Middlesex Boro	15,425	River Edge Boro	12,775	Margate City	10,640
Manalapan Twp	15,425	Red Bank Boro	12,770	Ventnor City	10,620
Dover Town	15,425	Woodbury City	12,735	Hopewell Twp (Mercer)	10,445
Evesham Twp	15,395	Secaucus Town	12,705	Pitman Boro	10,425
Verona Boro	15,290	Montville Twp	12,600	Monroe Twp (Middlesex)	10,285
West Deptford Twp	15,110	Waldwick Boro	12,580	Hopatcong Boro	10,185
Jefferson Twp	15,060	West Paterson Boro	12,270	Stratford Boro	10,145
Cedar Grove Twp	15,035	Princeton Boro	12,255	Keansburg Boro	10,125
South Brunswick Twp	14,980	West Caldwell Boro	12,215	Mantua Twp	10,070
Oakland Boro	14,940	Mount Laurel Twp	12,205	Hackettstown Town	9,875
Gloucester Ctiy	14,935	Harrison Town	12,120	Medford Twp	9,720
East Windsor Twp	14,775	Hammononton Town	12,110	Chatham Boro	9,720

TABLE 2 - (continued)

<u>MUNICIPALITY</u>	<u>POPULATION</u>	<u>MUNICIPALITY</u>	<u>POPULATION</u>	<u>MUNICIPALITY</u>	<u>POPULATION</u>
Matawan Boro	9,635	East Hanover Twp	8,065	Oceanport Boro	6,475
South Amboy City	9,625	Readington Twp	8,035	Linwood City	6,415
Little Ferry Boro	9,595	Salem City	7,915	Rochelle Park Twp	6,390
Franklin Twp (Glo)	9,390	Franklin Lakes Boro	7,865	Allendale Boro	6,355
Wanaque Boro	9,390	Kinnelon Boro	7,850	Washington Boro	6,300
Haddon Heights Boro	9,380	Voorhees Twp	7,285	Southampton Twp	6,240
Lincoln Park Boro	9,370	Lacey Twp	7,285	Penns Grove Boro	6,225
Boontown Town	9,340	Rumson Boro	7,745	Colts Neck Twp	6,220
Kenilworth Boro	9,335	Vernon Twp	7,745	Fair Haven Boro	6,220
Middle Twp	9,320	Bordentown Twp	7,735	Branchburg Twp	6,200
Fanwood Boro	9,170	North Haledon Boro	7,720	Magnolia Boro	6,145
Northfield City	9,145	Passaic Twp	7,655	Little Silver Boro	6,115
Bogota Boro	9,060	Butler Boro	7,590	Pine Hill Boro	6,055
Park Ridge Boro	9,060	Mountainside Boro	7,530	Belmar Boro	6,005
River Vale Twp	9,030	Raritan Twp	7,510	Englewood Cliffs Boro	5,980
Somers Point	8,965	Newton Town	7,510	Berlin Twp	5,870
Warren Twp	8,965	Hamilton Twp (Atlantic)	7,505	Guttenberg Town	5,855
Oradell Boro	8,925	Washington Twp (Morris)	7,495	Greenwich Twp (Glo)	5,800
Leonora Boro	8,920	Montvale Boro	7,470	Morris Plains Boro	5,660
Florence Twp	8,805	Brigantine City	7,410	Clinton Town	5,650
Caldwell Boro	8,740	Keyport Boro	7,340	Mount Ephraim Boro	5,625
East Rutherford Boro	8,690	Upper Penns Neck Twp	7,340	Wharton Boro	5,620
Riverside Twp	8,690	West Windsor Twp	7,320	Hightstown Boro	5,610
Closter Boro	8,680	Palmyra Boro	7,290	Woodcliff Lake Boro	5,595
Barrington Boro	8,680	Dunellen Boro	7,190	Neptune City Boro	5,580
Galloway Twp	8,580	Fairfield Boro	7,110	Clayton Boro	5,485
Edgewater Park Twp	8,575	West Long Branch Boro	7,020	Berlin Boro	5,465
Emerson Boro	8,565	Somerdale Boro	6,850	Northvale Boro	5,340
Glen Ridge Boro	8,540	Carlstadt Boro	6,820	Garwood Boro	5,330
Wood Ridge Boro	8,530	Milltown Boro	6,810	Fairfield Twp	5,325
Chatham Twp	8,455	North Caldwell Boro	6,790	Westville Boro	5,295
North Hanover Twp	8,450	Haledon Boro	6,775	Atlantic Highlands Boro	5,270
New Shrewsbury Boro	8,450	Upper Deerfield Twp	6,765	Prospect Park Boro	5,240
Spotswood Boro	8,340	Raritan Boro	6,760	Demarest Boro	5,190
Cresskill Boro	8,325	Bernardsville Boro	6,735	Byram Twp	5,100
Paulsboro Boro	8,315	Montgomery Twp	6,635	Edgewater Boro	5,070
Midland Park Boro	8,305	Union Beach Boro	6,630	Beachwood Boro	5,045
Florham Park Boro	8,215	Rockaway Boro	6,585	Manasquan Boro	5,005
Upper Saddle River Boro	8,140	Absecon City	6,555	Medford Lakes Boro	4,980
Bloomington Boro	8,130	Holmdel Twp	6,535	Harrington Park Boro	4,975

TABLE 2 - (continued)

<u>MUNICIPALITY</u>	<u>POPULATION</u>	<u>MUNICIPALITY</u>	<u>POPULATION</u>	<u>MUNICIPALITY</u>	<u>POPULATION</u>
Clementon Boro	4,960	Spring Lake Boro	3,865	Lakehurst Boro	2,940
Point Pleasant Beach	4,875	Mount Arlington Boro	3,850	Lawnside Boro	2,920
South Bound Brook Boro	4,865	Holland Twp	3,840	Brooklawn Boro	2,905
Pittsgrove Twp	4,840	National Park Boro	3,825	Alpha Boro	2,870
Watchung Boro	4,840	Maurice River Twp	3,800	Elk Twp	2,850
Wantage Twp	4,825	Haworth Boro	3,795	Pilesgrove Twp	2,840
Mountain Lakes Boro	4,790	Upper Twp	3,760	Westampton Twp	2,820
Spring Lake Hts Boro	4,735	Commercial Twp	3,760	Riverdale Boro	2,810
Jamesburg Boro	4,720	Washington Twp (Warren)	3,745	Laurel Springs Boro	2,800
Oaklyn Boro	4,650	Woodbury Heights Boro	3,740	Harrison Twp	2,790
Roseland Boro	4,635	Hardyston Twp	3,740	High Bridge Boro	2,775
Buena Vista Twp	4,615	Lopatcong Twp	3,735	Woodbine Boro	2,765
Bordentown City	4,580	Mtne Hill Twp	3,650	Belvidere Town	2,750
Green Brook Twp	4,505	Wildwood Crest Boro	3,615	Dennis Twp	2,745
Norwood Boro	4,485	Brielle Boro	3,595	East Amwell Twp	2,735
Lumberton Twp	4,485	Long Beach Twp	3,585	Sea Isle City	2,730
Chester Twp	4,470	Mullica Twp	3,530	Union Twp (Hunterdon)	2,700
Egg Harbor City	4,465	Washington Twp (Mercer)	3,505	Mansfield Twp (Burl)	2,685
Plumsted Twp	4,465	Riverton Boro	3,445	Gibbsboro Boro	2,680
Lambertville City	4,425	Buena Boro	3,410	Millstone Twp	2,680
Lebanon Twp	4,415	East Greenwich Twp	3,410	Upper Freehold Twp	2,670
Hohokus Boro	4,390	Delaware Twp	3,395	Bedminster Twp	2,660
Merchantville Boro	4,385	Wildwood City	3,390	Deerfield Twp	2,650
Little Egg Harbor Twp	4,355	Harding Twp	3,340	Quinton Twp	2,645
Franklin Boro	4,345	Shrewsbury Boro	3,325	Alloway Twp	2,630
Stafford Twp	4,330	Stanhope Boro	3,285	Ocean Twp (Ocean)	2,620
Highlands Boro	4,325	Springfield Twp (Burl)	3,275	West Amwell Twp	2,570
Waterford Twp	4,300	Andover Twp	3,275	Essex Fells Boro	2,550
North Wildwood City	4,295	Chesterfield Twp	3,235	Saddle River Boro	2,475
Bradley Beach Boro	4,285	Boonton Twp	3,210	Ogdenburg Boro	2,475
Delanco Twp	4,215	Netcong Boro	3,200	Wenonah Boro	2,470
South Toms River Boro	4,190	Woodstown Boro	3,195	South Hackensack Twp	2,455
Cape May City	4,185	Beverly City	3,185	Deal Boro	2,450
Flemington Boro	4,095	Tewksbury Twp	3,185	Blairstown Twp	2,440
Hopewell Twp (Cum)	4,070	Woodlynne Boro	3,135	White Twp	2,435
Old Tappan Boro	4,060	Hainesport Twp	3,020	Lawrence Twp (Cumberland)	2,415
Mendham Boro	4,035	Upper Pittsgrove Twp	3,015	Kingwood Twp	2,405
Pohatcong Twp	4,000	Moonachie Boro	3,010	Tabernacle Twp	2,380
Mendham Twp	3,970	Frankford Twp	3,000	Swedesboro Boro	2,345
Mansfield Twp (Warren)	3,880	Eastampton Twp	2,940	Stillwater Twp	2,340

TABLE 2 - (concluded)

<u>MUNICIPALITY</u>	<u>POPULATION</u>	<u>MUNICIPALITY</u>	<u>POPULATION</u>	<u>MUNICIPALITY</u>	<u>POPULATION</u>
Hopewell Boro	2,290	Frenchtown Boro	1,490	Califon Boro	1,025
Alexandria Twp	2,285	South Belmar Boro	1,480	Rocky Hill Boro	1,010
Monmouth Beach Boro	2,280	Seaside Park Boro	1,480	Helmetta Boro	990
Hampton Twp	2,275	Pine Beach Boro	1,475	Allenhurst Boro	990
Cranbury Twp	2,260	Audubon Park Boro	1,470	Greenwich Twp (Cumberland)	965
Independence Twp	2,255	Shamong Twp	1,460	Bass River Twp	935
Winfield Twp	2,250	Pemberton Boro	1,440	Branchville Boro	910
Union Twp (Ocean)	2,240	Hampton Boro	1,430	Lebanon Boro	900
Franklin Twp (Hun)	2,230	Sea Bright Boro	1,430	Bloomsbury Boro	885
Avon-By-The-Sea Boro	2,210	Island Heights Boro	1,430	Glen Gardner Boro	875
Sea Girt Boro	2,170	Lower Alloways Creek Twp	1,410	Chesilhurst Boro	860
Pennington Boro	2,165	Alpine Boro	1,380	Eagleswood Twp	855
Oldmans Twp	2,130	Chester Boro	1,375	Roosevelt Boro	845
Sussex Boro	2,100	Farmingdale Boro	1,365	Andover Boro	835
Tuckerton Boro	2,070	Sandyston Twp	1,340	Far Hills Boro	790
Woodland Twp	2,040	Hi-Nella Boro	1,325	Washington Twp (Burl)	690
Franklin Twp (Warren)	2,040	Seaside Heights Boro	1,315	Millstone Boro	645
Harmony Twp	2,030	Lafayette Twp	1,300	Port Republic	625
Peapack Gladstone Boro	1,975	Stone Harbor Boro	1,290	Fieldsboro Boro	620
Plainsboro Twp	1,960	Milford Boro	1,290	Stockton Boro	620
Oxford Twp	1,960	South Harrison Twp	1,280	Barnegat Light Boro	620
East Newark Boro	1,955	Liberty Twp	1,280	Shiloh Boro	595
Avalon Boro	1,920	Montague Twp	1,275	Hardwick Twp	590
Folsom Boro	1,905	Surf City Boro	1,265	Estell Manor City	570
Mannington Twp	1,900	Shrewsbury Twp	1,235	Harvey Cedars Boro	490
Logan Twp	1,850	Elsinboro Twp	1,215	Loch Arbour Village	395
Hamburg Boro	1,830	Longport Boro	1,210	Walpack Twp	390
Downe Twp	1,810	Allamuchy Twp	1,210	Mantoloking Boro	325
Knowlton Twp	1,765	Interlaken Boro	1,195	Rockleigh Boro	315
Clinton Town	1,750	Hope Twp	1,185	West Wildwood Boro	265
Allentown Boro	1,735	Ship Botton Twp	1,175	Corbin City	260
Wrightstown Boro	1,675	Woolwich Twp	1,165	Cape May Point Boro	220
Elmer Boro	1,655	Englishtown Boro	1,165	Pahaquarry Twp	70
Newfield Boro	1,600	Frelinghuysen Twp	1,150	Pine Valley Boro	25
Beach Haven Boro	1,570	Victory Gardens Boro	1,130	Teterboro Boro	20
Bethlehem Twp	1,565	Ocean Gate Boro	1,125	Tavistock Boro	15
Fredon Twp	1,550	Stow Creek Twp	1,110		
Lavallette Boro	1,545	Bay Head Boro	1,090		
Green Twp	1,540	Weymouth Twp	1,045		
Greenwich Twp (Warren)	1,530	West Cape May Boro	1,030		

## 0100

Population 1970 **175,770**  
 Population **180,820**  
 S & P Rating **A**  
 Moody Rating **BAA**  
 Land Area **566.97** Sq. Miles  
 Net Valuation Taxable **1,384,103,733**  
 Net Valuation on Which County Taxes are apportioned: **1,554,615,265**

## ATLANTIC COUNTY — Class 5

Form of Government:

Board of Chosen Freeholders

Number of Freeholders on Board — 7

## PER CAPITA:

Gross Debt **77.46**  
 Net Debt **75.69**  
 Debt Service **4.72**  
 Total Tax Levy **71.26**  
 County Functions: **105.41**

## PER CENT:

Gross Debt **.97**  
 Net Debt **.94**

EXPENDITURES		EXPENDITURES (cont'd.)		REVENUES REALIZED	
<b>GENERAL GOVERNMENT</b>		<b>EDUCATION (excluding schools)</b>		<b>Property Taxes</b>	<b>12,884,539.76</b>
Governing Body and Public Boards	148,070.30	County Superintendent of Schools	35,162.00	Collateral Inheritance Tax	111,764.00
County Clerk	251,019.00	Vocational Schools	785,064.00	Financial Business Tax	18,521.77
Financial Administration	287,478.17	County College	872,687.25	Franchise Tax	
Board of Taxation	47,816.00	County Extension Services	86,381.00	Bank Stock Tax	145,171.92
Planning, Housing, Development	150,929.00	Libraries		Other Miscellaneous Taxes	
Human Resources	62,506.15	Other Educational Services	19,676.00	State Aid Revenues	1,257,641.46
Elections	268,261.00	<b>STATUTORY EXPENDITURES</b>		Federal Aid Revenues	687,777.35
General Administration	463,587.41	Pensions and F.I.C.A.	694,768.00	State and Local Fiscal Assistance Act Utilized	1,679,318.74
<b>JUDICIARY</b>		Employee Fringe Benefits	259,000.00	Institutional Revenues	1,720,439.22
Superior Court-Law Division	20,155.00	Other Statutory Expenditures		Courts	107,851.73
County Courts	333,284.87			County Clerk & Register	388,429.55
County District Courts	133,286.00	<b>COUNTY FUNCTIONS TOTAL</b>	<b>17,176,679.13</b>	Surrogate	95,830.49
Juvenile and Domestic Relations Courts		<b>CAPITAL IMPROVEMENTS *MEMO</b>	<b>993,002.00</b>	Sheriff	70,250.26
Jury Commission and Jurors' Fees	19,858.00	<b>DEBT SERVICE</b>		Other Miscellaneous Revenues	1,198,675.19
Law Library	600.00	Principal Payments	392,000.00	Other Revenues, Revenue Sharing, Tax Effort	454.00
Prosecutor's Office	168,123.20	Interest Payments	461,277.80	<b>TOTAL</b>	<b>20,366,665.44</b>
Surrogate's Office	87,947.00	<b>DEFERRED CHARGES</b>	<b>380,195.21</b>	Prior Years Surplus Appropriated	500,000.00
Probation Office	294,325.00	<b>RESERVE FOR UNCOLLECTED TAXES</b>		<b>REVENUES TOTAL</b>	<b>20,866,665.44</b>
County Clerk (Judicial Functions)	94,072.54	<b>EMERGENCY EMPLOYMENT ACT</b>	<b>649,500.00</b>	<b>CURRENT FINANCES DECEMBER 31,</b>	
Sheriff's Office (Judicial Functions)	253,262.00	<b>EXPENDITURES TOTAL</b>	<b>19,059,652.14</b>	<b>ASSETS</b>	
<b>PUBLIC SAFETY</b>		<b>CAPITAL DEBT AUTHORIZED, DECEMBER 31,</b>		Cash Dec. 31,	4,383,897.88
County Police	22,632.00	<b>ISSUED AND UNISSUED GROSS DEBT</b>	<b>NET DEBT</b>	Taxes Receivable	211,761.01
Sheriff's Office	300,024.38	School		Emergencies and Other Deferred Charges	109,159.51
Civil Defense and Disaster Control	9,469.00	Self-liquidating		State Aid Receivable	200,000.00
Environmental Inspection and Control		Other	14,005,851	Other Receivable	208,105.59
Weights and Measures	19,125.00	<b>Total</b>	<b>14,005,851</b>	<b>TOTAL</b>	<b>5,112,923.99</b>
Correctional and Penal	1,042,260.78	<b>ISSUED AND OUTSTANDING</b>		<b>LIABILITIES RESERVES, AND SURPLUS</b>	
Other Public Safety		School		Cash Liabilities	3,084,052.19
<b>PUBLIC WORKS</b>		Self-liquidating		Reserves For Receivables	419,866.60
Roads and Bridges, Streets, Drainage	265,000.00	Other		Surplus Dec. 31,	1,609,005.20
State Aid Motor Vehicle Fund	1,114,038.38	<b>Total</b>	<b>13,674,170.00</b>	<b>TOTAL</b>	<b>5,112,923.99</b>
County Funds	214,880.00	Equalized Valuation Basis for Net Debt Computation	1,451,103,726.00		
Other Roads and Bridges		<b>CAPITAL OUTLAY TOTAL</b>	<b>2,985,405.92</b>		
Public Buildings and Grounds	465,949.40	Public Enterprises			
Other Public Works		Recreation—Culture			
<b>HEALTH AND WELFARE</b>		Public Works	451,862.68		
County Health Department	591,693.72	Buildings and Grounds	575,423.83		
Mental Health Activities	2,163,764.00	Library and Education	1,958,119.41		
Tubercular Patient Care	4,000.00	Conservation			
County Hospitals, Homes	1,337,845.98	All Other			
County Aid to Hospitals	45,500.00				
Health Clinics					
Mosquito Extermination	201,702.00				
Health Services Except Environmental	16,192.00				
County Welfare Board	2,992,416.33				
Child Welfare	337,115.00				
Other Welfare Services	178,200.00				
<b>RECREATION AND CONSERVATION</b>					
Parks, Playgrounds, Shade Trees	17,152.27				
Land Reclamation and Conservation					
Other Recreational Services					

COUNTY ATLANTIC

COUNTY SEAT MAYS LANDING

Form of Government: Board of Chosen Freeholders 7 Members

Number of Constituent Municipalities 23

Population Census 1970 175,770

Population Estimated 1973 180,820

Land Area — Square Miles 566.97

Net Valuation on which County Taxes are Apportioned \$1,554,615,265.

Tax Rate per \$100 0.834

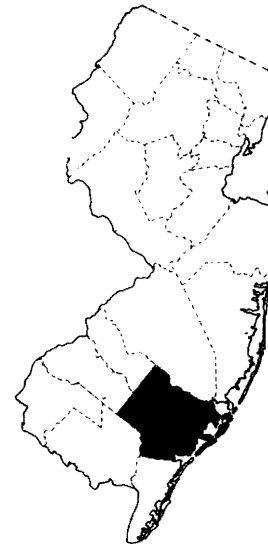
Tax Levy 12,884,540.

**Distribution of Ratables:**

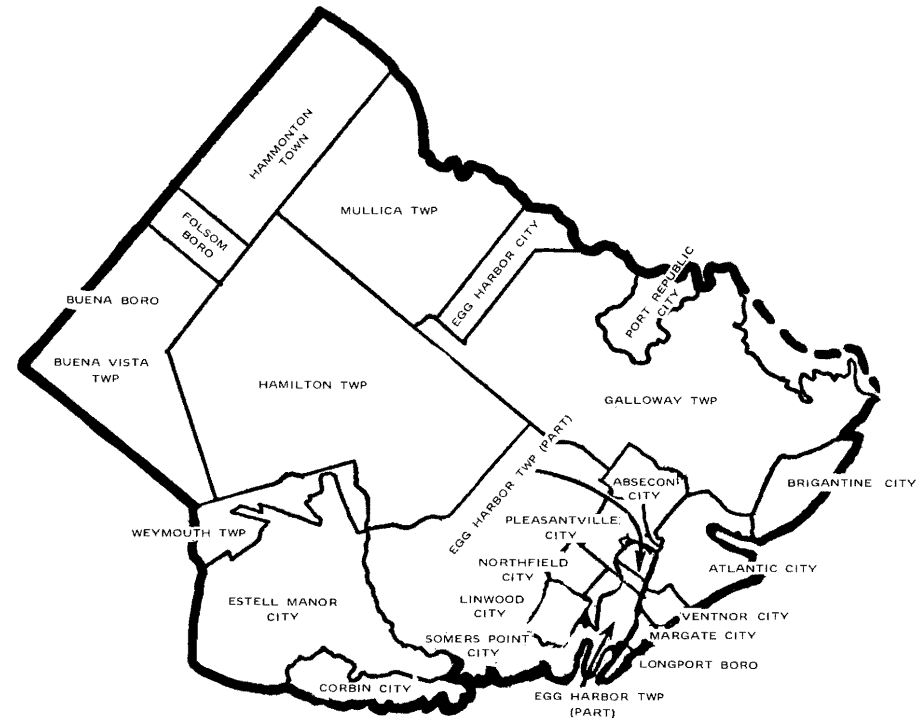
Class	Line Items	Assessed Valuation	% of Valuation
Int Land	41,139	106,732,120	7.94
Real	50,430	752,032,157	55.96
	2,204	26,335,645	1.96
	5,041	346,577,746	25.79
	165	17,821,513	1.33
	716	94,383,750	7.02
	95	1,343,882,931	100.00

3aa

-



**ATLANTIC COUNTY**



## 0200

Population 1970 **858,850**  
 Population **911,480**  
 S & P Rating  
 Moody Rating **AA**  
 Land Area **234.57** Sq. Miles **12,073,279,295**

Net Valuation Taxable  
 9,563,103,951  
 Net Valuation on Which County Taxes  
 are apportioned:

**BERGEN COUNTY — Class 1**  
 Form of Government:  
 Board of Chosen Freeholders  
 Number of Freeholders on Board — 9

PER CAPITA:  
 Gross Debt **89.31**  
 Net Debt **89.31**  
 Debt Service **7.15**  
 Total Tax Levy **50.28**  
 County Functions: **81.07**

PER CENT:  
 Gross Debt **5.54**  
 Net Debt **5.54**

EXPENDITURES		EXPENDITURES (cont'd.)		REVENUES REALIZED	
<b>GENERAL GOVERNMENT</b>		<b>EDUCATION (excluding schools)</b>		<b>Property Taxes</b>	<b>45,832,242.80</b>
Governing Body and Public Boards	296,490.00	County Superintendent of Schools	113,765.00	Collateral Inheritance Tax	426,158.52
County Clerk	612,965.00	Vocational Schools	2,968,577.00	Financial Business Tax	419,687.72
Financial Administration	393,290.00	County College	3,081,358.00	Franchise Tax	
Board of Taxation	173,375.00	County Extension Services	72,568.00	Bank Stock Tax	702,581.59
Planning, Housing, Development	166,125.00	Libraries		Other Miscellaneous Taxes	
Human Resources	726,459.00	Other Educational Services	725,199.00	State Aid Revenues	1,021,922.72
Elections	1,129,218.00	<b>STATUTORY EXPENDITURES</b>		Federal Aid Revenues	2,304,699.89
General Administration	1,918,686.00	Pensions and F.I.C.A.	3,667,279.00	State and Local Fiscal Assistance Act Utilized	4,717,727.00
<b>JUDICIARY</b>		Employee Fringe Benefits	947,000.00	Institutional Revenues	11,025,229.22
Superior Court-Law Division		Other Statutory Expenditures		Courts	616,572.03
County Courts	2,130,601.00			County Clerk & Register	1,639,993.36
County District Courts	815,378.00	<b>COUNTY FUNCTIONS TOTAL</b>	<b>65,046,019.00</b>	Surrogate	247,583.59
Juvenile and Domestic Relations Courts	336,510.00	<b>CAPITAL IMPROVEMENTS *MEMO</b>	<b>1,511,000.00</b>	Sheriff	244,601.82
Jury Commission and Jurors' Fees	294,155.00	<b>DEBT SERVICE</b>		Other Miscellaneous Revenues	5,673,982.48
Law Library	29,630.00	Principal Payments	3,724,000.00	Other Revenues, Revenue Sharing, Tax Effort	
Prosecutor's Office	1,618,446.00	Interest Payments	2,791,224.00	<b>TOTAL</b>	<b>74,872,982.74</b>
Surrogate's Office	233,020.00			Prior Years Surplus Appropriated	1,700,000.00
Probation Office	1,108,219.00	<b>DEFERRED CHARGES</b>	<b>37,494.67</b>	<b>REVENUES TOTAL</b>	<b>76,572,982.74</b>
County Clerk (Judicial Functions)		<b>RESERVE FOR UNCOLLECTED TAXES</b>		<b>CURRENT FINANCES DECEMBER 31,</b>	
Sheriff's Office (Judicial Functions)		<b>EMERGENCY EMPLOYMENT ACT</b>	<b>2,290,890.00</b>	<b>ASSETS</b>	
Other Judicial		<b>EXPENDITURES TOTAL</b>	<b>73,889,627.67</b>	Cash Dec. 31,	14,076,990.74
<b>PUBLIC SAFETY</b>		<b>CAPITAL DEBT AUTHORIZED, DECEMBER 31,</b>		Taxes Receivable	
County Police	1,462,678.00	<b>ISSUED AND UNISSUED GROSS DEBT</b>		Emergencies and Other Deferred Charges	212,000.00
Sheriff's Office	585,512.00	School		State Aid Receivable	1,838,026.00
Civil Defense and Disaster Control	31,565.00	Self-liquidating		Other Receivable	104,690.27
Environmental Inspection and Control		Other	81,402,383	<b>TOTAL</b>	<b>16,231,707.01</b>
Weights and Measures	73,725.00	<b>Total</b>	<b>81,402,383</b>	<b>LIABILITIES RESERVES, AND SURPLUS</b>	
Correctional and Penal	1,985,188.00			Cash Liabilities	11,495,709.89
Other Public Safety	452,200.00	<b>ISSUED AND OUTSTANDING</b>		Reserves For Receivables	104,690.27
<b>PUBLIC WORKS</b>		School		Surplus Dec. 31,	4,631,306.85
Roads and Bridges, Streets, Drainage	14,500.00	Self-liquidating		<b>TOTAL</b>	<b>16,231,707.01</b>
State Aid Motor Vehicle Fund	559,100.00	Other			
County Funds	1,980,281.00	<b>Total</b>	<b>67,314,683.00</b>		
Other Roads and Bridges		<b>Equalized Valuation Basis</b>	<b>11,470,256,251.33</b>		
Public Buildings and Grounds	2,746,687.00	<b>for Net Debt Computation</b>			
Other Public Works	1,378,911.00	<b>CAPITAL OUTLAY TOTAL</b>	<b>7,587,309.26</b>		
<b>HEALTH AND WELFARE</b>		Public Enterprises	32,450.00		
County Health Department	532,564.00	Recreation—Culture	976,735.00		
Mental Health Activities	2,344,802.54	Public Works	5,036,091.51		
Tubercular Patient Care		Buildings and Grounds	1,382,532.75		
County Hospitals, Homes	17,041,237.00	Library and Education	159,500.00		
County Aid to Hospitals	450,000.00	Conservation			
Health Clinics		All Other			
Mosquito Extermination	713,097.00				
Health Services Except Environmental	60,000.00				
County Welfare Board	2,269,853.00				
Child Welfare	2,871,250.02				
Other Welfare Services	429,615.44				
<b>RECREATION AND CONSERVATION</b>					
Parks, Playgrounds, Shade Trees	3,504,940.00				
Land Reclamation and Conservation					
Other Recreational Services					

COUNTY BERGEN

# BERGEN COUNTY

COUNTY SEAT HACKENSACK

Form of Government: Board of Chosen Freeholders 9 Members

Number of Constituent Municipalities 70

Population Census 1970 898,850

Population Estimated 1973 911,480

Land Area – Square Miles 234.57

Net Valuation on which County Taxes are Apportioned \$12,073,279,295

Tax Rate per \$100 0.382

Tax Levy 45,832,243

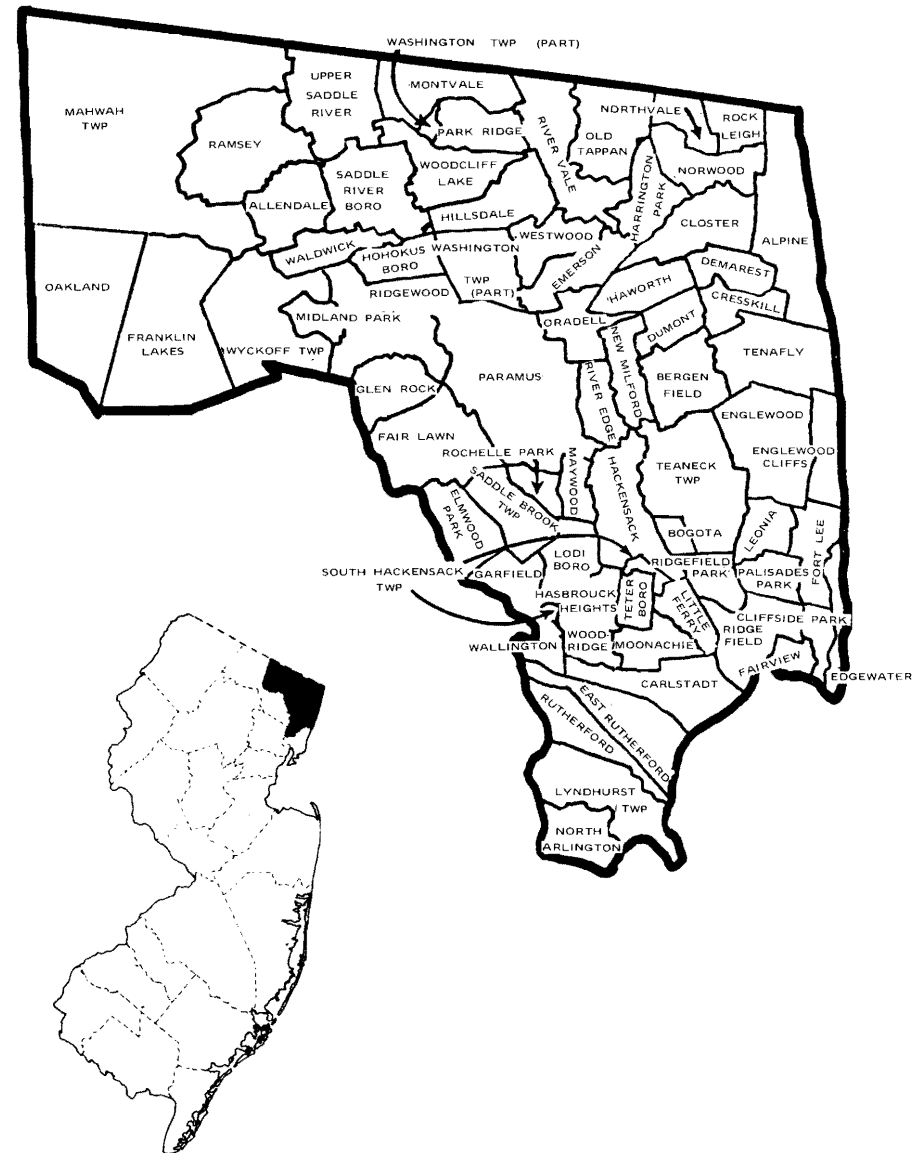
## Distribution of Ratables:

Class	Line Items	Assessed Valuation	% of Valuation
Vacant Land	15,137	301,409,118	3.20
Residential	198,558	6,261,710,153	66.40
Farm	372	10,671,315	0.11
Commercial	9,869	1,174,481,055	12.45
Industrial	2,866	1,029,714,394	10.92
Apartments	1,585	652,528,567	6.92
<b>TOTAL</b>	<b>228,387</b>	<b>9,430,514,602</b>	<b>100.00</b>

## Bond Ratings:

Moody's Aa

Standard & Poor's --



## 0300

Population 1970 324,625  
 Population 325,410  
 S & P Rating AA  
 Moody Rating AA  
 Land Area 817.64 Sq. Miles

Net Valuation Taxable 2,241,587,528  
 Net Valuation on Which County Taxes are apportioned: 2,697,355,877

BURLINGTON COUNTY — Class 2  
 Form of Government:  
 Board of Chosen Freeholders  
 Number of Freeholders on Board — 5

PER CAPITA:  
 Gross Debt 76.57  
 Net Debt 75.91  
 Debt Service 2.89  
 Total Tax Levy 49.93  
 County Functions: 73.09

PER CENT:  
 Gross Debt 1.08  
 Net Debt 1.07

EXPENDITURES		EXPENDITURES (cont'd.)		REVENUES REALIZED	
<b>GENERAL GOVERNMENT</b>		<b>EDUCATION (excluding schools)</b>		<b>Property Taxes</b>	<b>16,246,218.41</b>
Governing Body and Public Boards	175,418.00	County Superintendent of Schools	66,876.00	Collateral Inheritance Tax	66,362.97
County Clerk	236,137.00	Vocational Schools	1,092,462.00	Financial Business Tax	19,983.57
Financial Administration	256,037.00	County College	1,755,848.00	Franchise Tax	
Board of Taxation	80,503.00	County Extension Services	64,967.00	Bank Stock Tax	137,762.75
Planning, Housing, Development	160,829.00	Libraries		Other Miscellaneous Taxes	
Human Resources	46,500.00	Other Educational Services	95,383.00	State Aid Revenues	1,169,487.33
Elections	244,235.00	<b>STATUTORY EXPENDITURES</b>		Federal Aid Revenues	1,189,613.00
General Administration	456,510.00	Pensions and F.I.C.A.	737,835.22	State and Local Fiscal Assistance Act Utilized	2,267,699.00
<b>JUDICIARY</b>		Employee Fringe Benefits	319,600.00	Institutional Revenues	1,285,246.05
Superior Court-Law Division	33,717.00	Other Statutory Expenditures		Courts	58,357.53
County Courts	332,060.00			County Clerk & Register	792,109.86
County District Courts	74,278.00	<b>COUNTY FUNCTIONS TOTAL</b>	<b>21,626,725.00</b>	Surrogate	58,561.34
Juvenile and Domestic Relations Courts	43,381.00	<b>CAPITAL IMPROVEMENTS *MEMO</b>	<b>2,539,000.00</b>	Sheriff	103,158.16
Jury Commission and Jurors' Fees	98,804.00	<b>DEBT SERVICE</b>		Other Miscellaneous Revenues	881,456.07
Law Library	5,600.00	Principal Payments	510,000.00	Other Revenues, Revenue Sharing, Tax Effort	
Prosecutor's Office	452,599.00	Interest Payments	429,360.32	<b>TOTAL</b>	<b>24,276,016.04</b>
Surrogate's Office	74,372.00			Prior Years Surplus Appropriated	1,200,000.00
Probation Office	419,202.00	<b>DEFERRED CHARGES</b>	28,171.08	<b>REVENUES TOTAL</b>	<b>25,476,016.04</b>
County Clerk (Judicial Functions)	124,706.00	RESERVE FOR UNCOLLECTED TAXES			
Sheriff's Office (Judicial Functions)	227,736.00	EMERGENCY EMPLOYMENT ACT	1,191,113.00	<b>CURRENT FINANCES DECEMBER 31,</b>	
Other Judicial		EXPENDITURES TOTAL	23,785,369.40	<b>ASSETS</b>	
<b>PUBLIC SAFETY</b>				Cash Dec. 31,	6,626,923.38
County Police	39,404.00	<b>CAPITAL DEBT AUTHORIZED, DECEMBER 31,</b>		Taxes Receivable	
Sheriff's Office	115,659.00	ISSUED AND UNISSUED GROSS DEBT	NET DEBT	Emergencies and Other Deferred Charges	9,874.00
Civil Defense and Disaster Control	97,472.00	School		State Aid Receivable	1,062,694.27
Environmental Inspection and Control	125,000.00	Self-liquidating		Other Receivable	128,686.38
Weights and Measures	48,627.00	Other	24,915,893	<b>TOTAL</b>	<b>7,828,178.03</b>
Correctional and Penal	727,216.00	Total	24,915,893	<b>LIABILITIES RESERVES, AND SURPLUS</b>	
Other Public Safety				Cash Liabilities	5,452,322.88
<b>PUBLIC WORKS</b>		<b>ISSUED AND OUTSTANDING</b>		Reserves For Receivables	128,686.38
Roads and Bridges, Streets, Drainage	650,229.95	School		Surplus Dec. 31,	2,247,168.77
State Aid Motor Vehicle Fund	589,921.83	Self-liquidating		<b>TOTAL</b>	<b>7,828,178.03</b>
County Funds	4,550,415.00	Other			
Other Roads and Bridges		Total	9,339,000.00		
Public Buildings and Grounds	452,990.00	Equalized Valuation Basis			
Other Public Works		for Net Debt Computation	2,309,300,376.67		
<b>HEALTH AND WELFARE</b>		<b>CAPITAL OUTLAY TOTAL</b>	<b>1,100,033.33</b>		
County Health Department	618,500.00				
Mental Health Activities	1,577,090.00	Public Enterprises			
Tubercular Patient Care	1,500.00	Recreation—Culture			
County Hospitals, Homes	1,170,267.00	Public Works	10,400.00		
County Aid to Hospitals	200,000.00	Buildings and Grounds	922,150.86		
Health Clinics		Library and Education	167,482.47		
Mosquito Extermination	300,925.00	Conservation			
Health Services Except Environmental	27,000.00	All Other			
County Welfare Board	1,680,326.00				
Child Welfare	259,200.00				
Other Welfare Services	230,487.00				
<b>RECREATION AND CONSERVATION</b>					
Parks, Playgrounds, Shade Trees	26,000.00				
Land Reclamation and Conservation	12,500.00				
Other Recreational Services	10,000.00				

COUNTY BURLINGTON

COUNTY SEAT MOUNT HOLLY

Form of Government: Board of Chosen Freeholders 5 Members

Number of Constituent Municipalities 40

Population Census 1970 324,625

Population Estimated 1973 325,410

Land Area — Square Miles 222.01

Net Valuation on which County Taxes are Apportioned \$2,697,355,877

Tax Rate per \$100 0.608

Tax Levy 16,246,218

**Distribution of Ratables:**

Class	Line Items	Assessed Valuation	% of Valuation
Vacant Land	21,029	118,133,276	5.38
Residential	72,557	1,483,012,469	67.48
Farm	4,714	74,890,508	3.41
Commercial	3,677	292,754,349	13.32
Industrial	442	123,316,282	5.61
Apartments	375	105,518,166	4.80
<b>TOTAL</b>	<b>102,794</b>	<b>2,197,625,050</b>	<b>100.00</b>

**Bond Ratings:**

Moody's Aa

Standard & Poor's AA



0400

Population 1970 457,680  
 Population 477,850  
 S & P Rating A  
 Moody Rating A  
 Land Area 222.01 Sq. Miles

Net Valuation Taxable 2,627,484,682  
 Net Valuation on Which County Taxes are apportioned: 3,392,274,612

CAMDEN COUNTY — Class 2  
 Form of Government:  
 Board of Chosen Freeholders  
 Number of Freeholders on Board — 7

PER CAPITA:  
 Gross Debt 93.86  
 Net Debt 80.12  
 Debt Service 5.02  
 Total Tax Levy 70.69  
 County Functions: 100.04

PER CENT:  
 Gross Debt 1.41  
 Net Debt 1.20

EXPENDITURES		EXPENDITURES (cont'd.)		REVENUES REALIZED	
<b>GENERAL GOVERNMENT</b>		<b>EDUCATION (excluding schools)</b>		<b>Property Taxes</b>	<b>33,777,781.15</b>
Governing Body and Public Boards	207,133.00	County Superintendent of Schools	39,917.00	Collateral Inheritance Tax	134,404.59
County Clerk	404,856.00	Vocational Schools	3,411,311.50	Financial Business Tax	115,198.09
Financial Administration	111,814.00	County College	1,196,954.00	Franchise Tax	
Board of Taxation	57,733.00	County Extension Services	106,257.00	Bank Stock Tax	313,010.85
Planning, Housing, Development	290,178.00	Libraries		Other Miscellaneous Taxes	
Human Resources	210,736.00	Other Educational Services	82,514.00	State Aid Revenues	2,662,947.94
Elections	609,879.00	<b>STATUTORY EXPENDITURES</b>		Federal Aid Revenues	1,277,808.70
General Administration	1,482,766.00	Pensions and F.I.C.A.	1,877,500.00	State and Local Fiscal Assistance Act Utilized	3,990,000.00
<b>JUDICIARY</b>		Employee Fringe Benefits	639,900.00	Institutional Revenues	2,526,133.88
Superior Court-Law Division	114,067.00	Other Statutory Expenditures		Courts	238,695.86
County Courts	402,669.68			County Clerk & Register	812,671.40
County District Courts	187,225.00			Surrogate	96,446.21
Juvenile and Domestic Relations Courts	110,475.00	<b>COUNTY FUNCTIONS TOTAL</b>	<b>43,428,555.74</b>	Sheriff	215,891.74
Jury Commission and Jurors' Fees	228,526.00	<b>CAPITAL IMPROVEMENTS *MEMO</b>	<b>5,465,000.00</b>	Other Miscellaneous Revenues	2,424,233.29
Law Library	4,000.00	<b>DEBT SERVICE</b>		Other Revenues, Revenue Sharing, Tax Effort	
Prosecutor's Office	1,342,235.00	Principal Payments	1,118,000.00	<b>TOTAL</b>	<b>48,585,223.70</b>
Surrogate's Office	109,633.00	Interest Payments	1,283,044.50	Prior Years Surplus Appropriated	5,550,000.00
Probation Office	856,913.00			<b>REVENUES TOTAL</b>	<b>54,135,223.70</b>
County Clerk (Judicial Functions)	439,299.77	<b>DEFERRED CHARGES</b>	<b>453,700.31</b>	<b>CURRENT FINANCES DECEMBER 31,</b>	
Sheriff's Office (Judicial Functions)	454,586.00	<b>RESERVE FOR UNCOLLECTED TAXES</b>		<b>ASSETS</b>	
Other Judicial		<b>EMERGENCY EMPLOYMENT ACT</b>	<b>1,519,656.98</b>	Cash Dec. 31,	13,626,241.87
<b>PUBLIC SAFETY</b>		<b>EXPENDITURES TOTAL</b>	<b>47,802,957.53</b>	Taxes Receivable	391,688.95
County Police	71,710.00			Emergencies and Other Deferred Charges	791,595.89
Sheriff's Office	327,978.40	<b>CAPITAL DEBT AUTHORIZED, DECEMBER 31,</b>		State Aid Receivable	254,406.28
Civil Defense and Disaster Control	25,288.00	<b>ISSUED AND UNISSUED GROSS DEBT</b>		Other Receivable	533,993.94
Environmental Inspection and Control		School		<b>TOTAL</b>	<b>15,597,926.93</b>
Weights and Measures	142,954.00	Self-liquidating		<b>LIABILITIES RESERVES, AND SURPLUS</b>	
Correctional and Penal	1,785,930.00	Other	44,849,871	Cash Liabilities	8,126,580.08
Other Public Safety	129,262.00	<b>Total</b>	<b>44,849,871</b>	Reserves For Receivables	925,682.89
<b>PUBLIC WORKS</b>				Surplus Dec. 31,	6,545,663.96
Roads and Bridges, Streets, Drainage	16,000.00	<b>ISSUED AND OUTSTANDING</b>		<b>TOTAL</b>	<b>15,597,926.93</b>
State Aid Motor Vehicle Fund	464,380.59	School			
County Funds	2,118,866.00	Self-liquidating			
Other Roads and Bridges		Other			
Public Buildings and Grounds	3,004,816.80	<b>Total</b>	<b>31,378,300.00</b>		
Other Public Works	316,994.00	Equalized Valuation Basis			
<b>HEALTH AND WELFARE</b>		for Net Debt Computation	<b>3,177,835,316.00</b>		
County Health Department	545,314.00	<b>CAPITAL OUTLAY TOTAL</b>	<b>4,502,676.48</b>		
Mental Health Activities	4,964,848.00				
Tubercular Patient Care		Public Enterprises			
County Hospitals, Homes	3,030,961.00	Recreation—Culture			
County Aid to Hospitals		Public Works	3,517,202.09		
Health Clinics	154,337.00	Buildings and Grounds	261,217.24		
Mosquito Extermination	252,588.00	Library and Education	724,257.15		
Health Services Except Environmental	2,721,858.00	Conservation			
County Welfare Board	5,880,250.00	All Other			
Child Welfare	488,600.00				
Other Welfare Services	955,702.00				
<b>RECREATION AND CONSERVATION</b>					
Parks, Playgrounds, Shade Trees	1,050,000.00				
Land Reclamation and Conservation					
Other Recreational Services					

COUNTY CAMDEN

COUNTY SEAT CAMDEN

Form of Government: Board of Chosen Freeholders 7 Members

Number of Constituent Municipalities 37

Population Census 1970 457,680

Population Estimated 1973 477,850

Land Area — Square Miles 222.01

Net Valuation on which County Taxes are Apportioned \$3,392,274,612

Tax Rate per \$100 1.003

Tax Levy 33,777,781

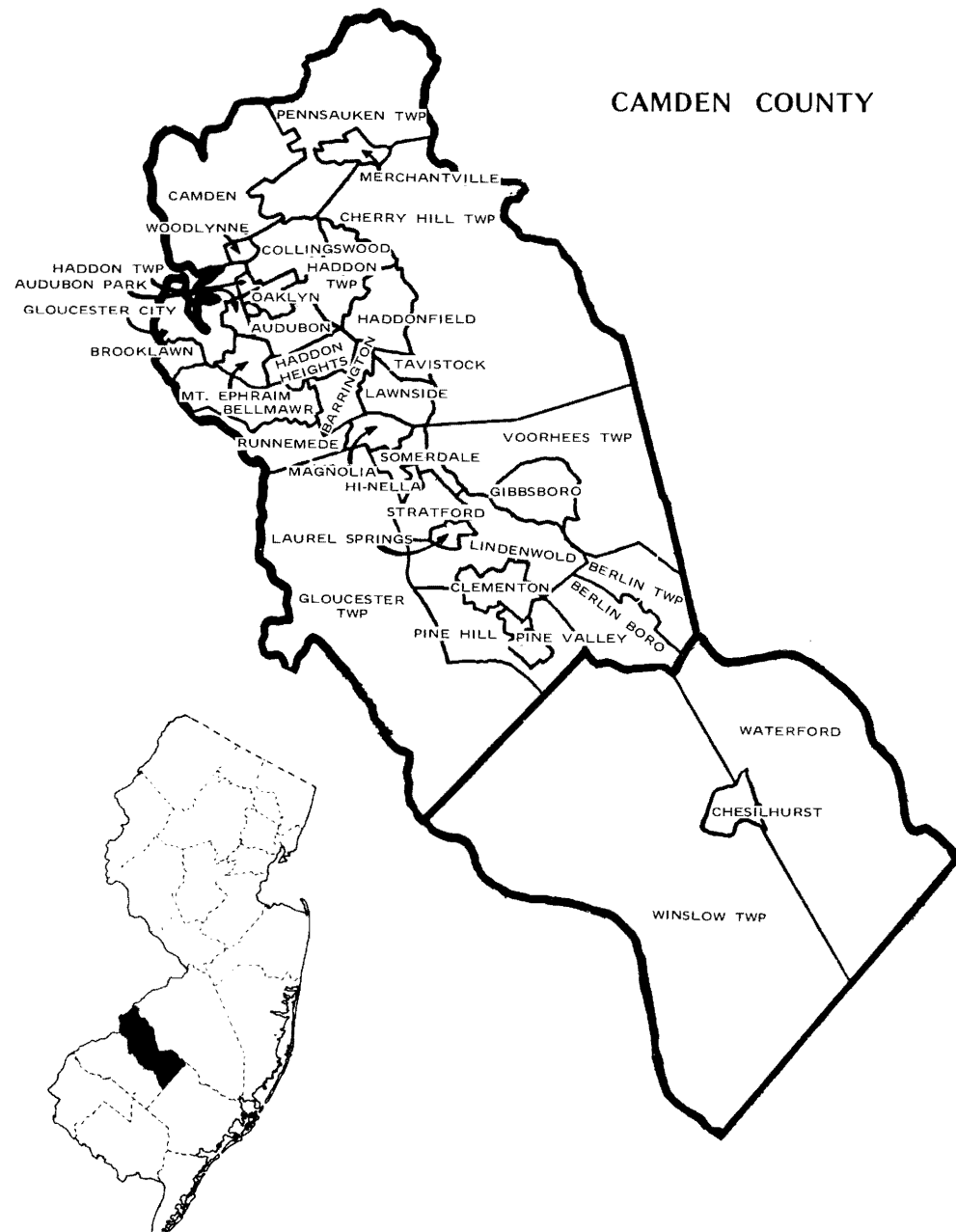
**Distribution of Ratables:**

Class	Line Items	Assessed Valuation	% of Valuation
Vacant Land	17,829	84,483,889	3.30
Residential	113,055	1,622,524,420	63.48
Farm	1,206	16,665,027	0.65
Commercial	7,348	495,271,390	19.38
Industrial	665	149,248,299	5.84
Apartments	558	187,876,432	7.35
<b>TOTAL</b>	<b>140,661</b>	<b>2,556,069,457</b>	<b>100.00</b>

**Bond Ratings:**

Moody's A

Standard & Poor's A



**0500**

Population 1970 59,785  
 Population 64,230  
 S & P Rating BBB  
 Moody Rating EAA  
 Land Area 263.37 Sq. Miles

Net Valuation Taxable 1,156,944,277  
 Net Valuation on Which County Taxes are apportioned: 1,309,416,109

**CAPE MAY COUNTY — Class 6**  
**Form of Government:**  
**Board of Chosen Freeholders**  
**Number of Freeholders on Board — 5**

**PER CAPITA:**  
 Gross Debt 119.17  
 Net Debt 78.74  
 Debt Service 9.62  
 Total Tax Levy 102.71  
 County Functions: 155.47

**PER CENT:**  
 Gross Debt .61  
 Net Debt .40

EXPENDITURES		EXPENDITURES (cont'd.)		REVENUES REALIZED	
<b>GENERAL GOVERNMENT</b>		<b>EDUCATION (excluding schools)</b>		<b>Property Taxes</b>	<b>6,597,102.87</b>
Governing Body and Public Boards	138,514.00	County Superintendent of Schools	43,182.00	Collateral Inheritance Tax	30,134.35
County Clerk	118,728.00	Vocational Schools	273,350.00	Financial Business Tax	
Financial Administration	114,526.00	County College		Franchise Tax	
Board of Taxation	70,810.00	County Extension Services	74,411.00	Bank Stock Tax	64,641.45
Planning, Housing, Development	143,902.00	Libraries		Other Miscellaneous Taxes	
Human Resources	211,242.37	Other Educational Services	134,500.00	State Aid Revenues	511,186.99
Elections	157,524.00	<b>STATUTORY EXPENDITURES</b>		Federal Aid Revenues	312,381.85
General Administration	426,359.00	Pensions and F.I.C.A.	432,762.42	State and Local Fiscal Assistance Act Utilized	177,395.00
<b>JUDICIARY</b>		Employee Fringe Benefits	240,000.00	Institutional Revenues	1,082,217.53
Superior Court-Law Division	7,164.00	Other Statutory Expenditures		Courts	51,916.86
County Courts	56,130.00			County Clerk & Register	405,637.04
County District Courts	21,764.00	<b>COUNTY FUNCTIONS TOTAL</b>	<b>8,932,851.66</b>	Surrogate	30,006.93
Juvenile and Domestic Relations Courts	25,757.00	<b>CAPITAL IMPROVEMENTS *MEMO</b>	<b>541,000.00</b>	Sheriff	79,624.59
Jury Commission and Jurors' Fees	66,459.00	<b>DEBT SERVICE</b>		Other Miscellaneous Revenues	738,462.99
Law Library	4,835.00	Principal Payments	370,000.00	Other Revenues, Revenue Sharing, Tax Effort	
Prosecutor's Office	227,910.00	Interest Payments	248,014.29	<b>TOTAL</b>	<b>10,080,708.45</b>
Surrogate's Office	64,345.00			Prior Years Surplus Appropriated	1,000,000.00
Probation Office	201,513.00	<b>DEFERRED CHARGES</b>	<b>17,337.02</b>	<b>REVENUES TOTAL</b>	<b>11,080,708.45</b>
County Clerk (Judicial Functions)	42,681.00	<b>RESERVE FOR UNCOLLECTED TAXES</b>		<b>CURRENT FINANCES DECEMBER 31,</b>	
Sheriff's Office (Judicial Functions)	45,402.60	<b>EMERGENCY EMPLOYMENT ACT</b>	<b>417,382.00</b>	<b>ASSETS</b>	
Other Judicial		<b>EXPENDITURES TOTAL</b>	<b>9,985,584.97</b>	Cash Dec. 31,	3,039,284.96
<b>PUBLIC SAFETY</b>		<b>CAPITAL DEBT AUTHORIZED, DECEMBER 31,</b>		Taxes Receivable	130,066.58
County Police		<b>ISSUED AND UNISSUED GROSS DEBT</b>	<b>NET DEBT</b>	Emergencies and Other Deferred Charges	
Sheriff's Office	103,812.00	School		State Aid Receivable	317,151.69
Civil Defense and Disaster Control	66,391.00	Self-liquidating	7,654,186	Other Receivable	102,053.15
Environmental Inspection and Control		Other	5,057,623	<b>TOTAL</b>	<b>3,588,556.38</b>
Weights and Measures	30,457.00	Total	7,654,186	<b>LIABILITIES RESERVES, AND SURPLUS</b>	
Correctional and Penal	334,822.00			Cash Liabilities	1,825,920.70
Other Public Safety		<b>ISSUED AND OUTSTANDING</b>		Reserves For Receivables	232,119.73
<b>PUBLIC WORKS</b>		School		Surplus Dec. 31,	1,530,515.95
Roads and Bridges, Streets, Drainage		Self-liquidating	7,081,000.00	<b>TOTAL</b>	<b>3,588,556.38</b>
State Aid Motor Vehicle Fund	273,440.79	Other	7,081,000.00		
County Funds	1,055,126.50	Total	7,081,000.00		
Other Roads and Bridges		Equalized Valuation Basis			
Public Buildings and Grounds	404,615.99	for Net Debt Computation	1,252,615,940.33		
Other Public Works	208,560.09	<b>CAPITAL OUTLAY TOTAL</b>	<b>586,916.26</b>		
<b>HEALTH AND WELFARE</b>					
County Health Department	394,685.00	Public Enterprises	378.45		
Mental Health Activities	356,500.00	Recreation—Culture			
Tubercular Patient Care	1,000.00	Public Works	42,131.23		
County Hospitals, Homes	1,018,587.00	Buildings and Grounds	119,594.34		
County Aid to Hospitals	25,000.00	Library and Education	424,812.24		
Health Clinics	3,000.00	Conservation			
Mosquito Extermination	345,048.90	All Other			
Health Services Except Environmental	26,600.00				
County Welfare Board	537,374.00				
Child Welfare	184,300.00				
Other Welfare Services	101,216.00				
<b>RECREATION AND CONSERVATION</b>					
Parks, Playgrounds, Shade Trees	70,000.00				
Land Reclamation and Conservation					
Other Recreational Services					

COUNTY CAPE MAY

COUNTY SEAT CAPE MAY COURTHOUSE

Form of Government: Board of Chosen Freeholders 5 Members

Number of Constituent Municipalities 16

Population Census 1970 59,785

Population Estimated 1973 64,230

Land Area — Square Miles 226.10

Net Valuation on which County Taxes are Apportioned \$1,309,416,109

Tax Rate per \$100 0.504

Tax Levy 6,597,103

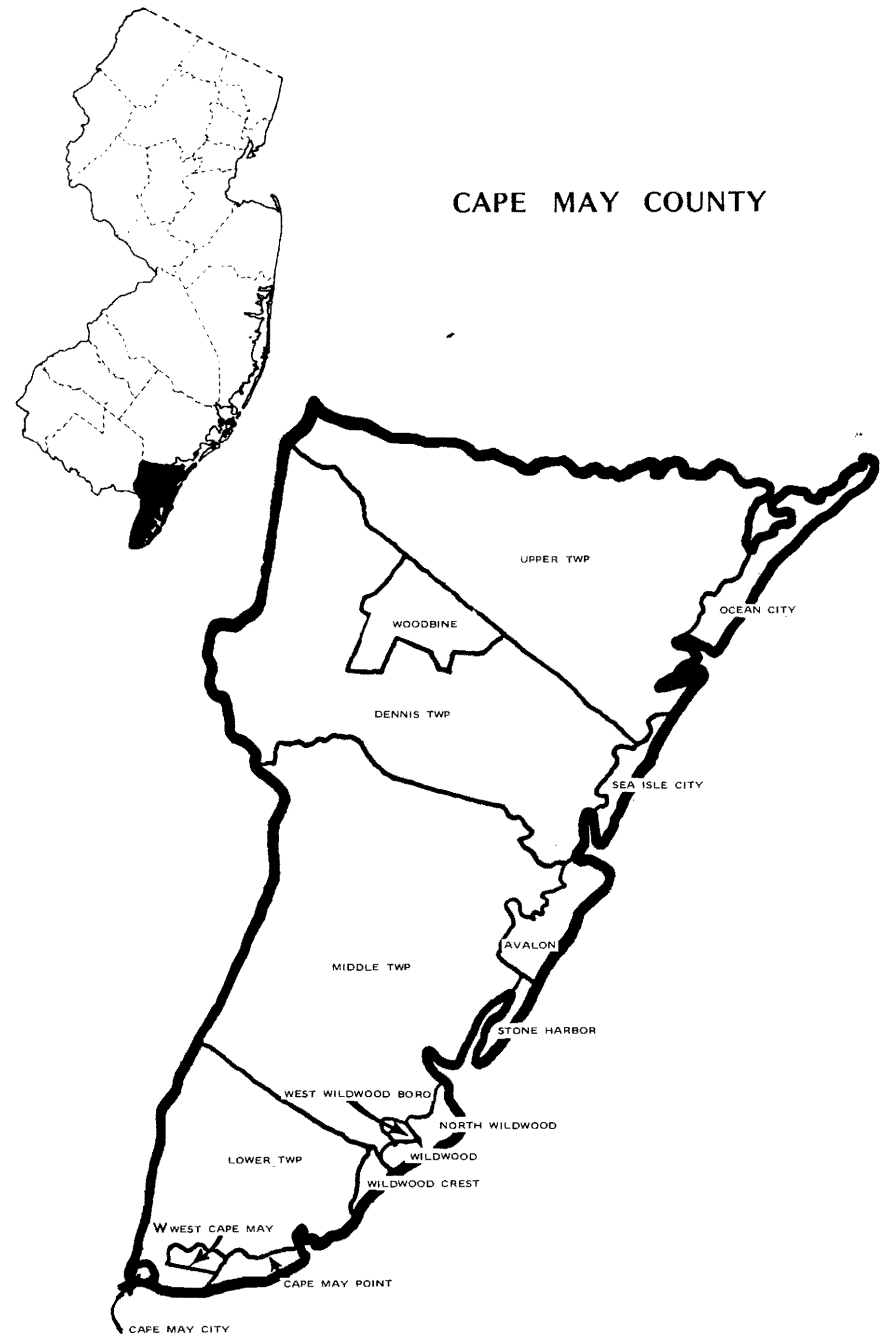
**Distribution of Ratables:**

Class	Line Items	Assessed Valuation	% of Valuation
Vacant Land	21,328	74,904,269	6.56
Residential	40,804	770,267,192	67.46
Farm	390	4,217,175	0.37
Commercial	2,897	200,619,304	17.57
Industrial	63	8,539,640	0.75
Apartments	1,311	83,191,719	7.29
<b>TOTAL</b>	<b>66,793</b>	<b>1,141,739,299</b>	<b>100.00</b>

**Bond Ratings:**

Moody's Baa

Standard & Poor's ---



## 0600

Population 1970 121,810  
 Population 128,510  
 S & P Rating  
 Moody Rating AA  
 Land Area 501.73 Sq. Miles  
 Net Valuation Taxable 699,421,991  
 Net Valuation on Which County Taxes are apportioned: 795,535,376

CUMBERLAND COUNTY — Class 3  
 Form of Government:  
 Board of Chosen Freeholders  
 Number of Freeholders on Board — 7

PER CAPITA:  
 Gross Debt 89.20  
 Net Debt 82.93  
 Debt Service 10.33  
 Total Tax Levy 71.24  
 County Functions: 106.18  
 PER CENT:  
 Gross Debt 1.61  
 Net Debt 1.50

EXPENDITURES		EXPENDITURES (cont'd.)		REVENUES REALIZED	
<b>GENERAL GOVERNMENT</b>					
Governing Body and Public Boards	156,430.00	EDUCATION (excluding schools)		Property Taxes	9,154,436.55
County Clerk	65,692.47	County Superintendent of Schools	55,510.00	Collateral Inheritance Tax	33,278.05
Financial Administration	179,000.00	Vocational Schools	331,000.00	Financial Business Tax	9,841.41
Board of Taxation	10,000.00	County College	450,000.00	Franchise Tax	
Planning, Housing, Development	133,720.00	County Extension Services	79,200.00	Bank Stock Tax	74,297.87
Human Resources	62,193.00	Libraries	145,600.00	Other Miscellaneous Taxes	
Elections	141,880.00	Other Educational Services	54,230.00	State Aid Revenues	1,122,871.42
General Administration	433,310.00	STATUTORY EXPENDITURES		Federal Aid Revenues	710,960.65
<b>JUDICIARY</b>		Pensions and F.I.C.A.	497,204.00	State and Local Fiscal Assistance Act Utilized	1,527,500.00
Superior Court-Law Division	14,463.00	Employee Fringe Benefits	234,800.00	Institutional Revenues	1,006,956.47
County Courts	335,270.00	Other Statutory Expenditures		Courts	37,060.50
County District Courts	28,480.00			County Clerk & Register	121,461.70
Juvenile and Domestic Relations Courts	57,000.00	COUNTY FUNCTIONS TOTAL	11,540,074.47	Surrogate	38,428.14
Jury Commission and Jurors' Fees	61,080.00	CAPITAL IMPROVEMENTS *MEMO	882,800.00	Sheriff	34,262.13
Law Library	8,800.00	DEBT SERVICE		Other Miscellaneous Revenues	904,614.13
Prosecutor's Office	185,550.00	Principal Payments	821,000.00	Other Revenues, Revenue Sharing, Tax Effort	
Surrogate's Office	56,158.00	Interest Payments	506,121.25	TOTAL	14,775,969.02
Probation Office	202,040.00	DEFERRED CHARGES	47,159.17	Prior Years Surplus Appropriated	380,000.00
County Clerk (Judicial Functions)	59,295.00	RESERVE FOR UNCOLLECTED TAXES		REVENUES TOTAL	15,155,969.02
Sheriff's Office (Judicial Functions)	64,380.00	EMERGENCY EMPLOYMENT ACT	731,025.00		
Other Judicial		EXPENDITURES TOTAL	13,645,379.89	<b>CURRENT FINANCES DECEMBER 31,</b>	
<b>PUBLIC SAFETY</b>				ASSETS	
County Police		CAPITAL DEBT AUTHORIZED, DECEMBER 31,		Cash Dec. 31,	3,366,993.83
Sheriff's Office	58,500.00	ISSUED AND UNISSUED GROSS DEBT	NET DEBT	Taxes Receivable	
Civil Defense and Disaster Control	19,325.00	School		Emergencies and Other Deferred Charges	193,670.65
Environmental Inspection and Control		Self-liquidating		State Aid Receivable	677,346.41
Weights and Measures	29,800.00	Other	11,463,410	Other Receivable	126,269.76
Correctional and Penal	446,902.00	Total	11,463,410	TOTAL	4,364,280.65
Other Public Safety	9,580.00			<b>LIABILITIES RESERVES, AND SURPLUS</b>	
<b>PUBLIC WORKS</b>				Cash Liabilities	3,077,830.54
Roads and Bridges, Streets, Drainage	347,040.00	ISSUED AND OUTSTANDING		Reserves For Receivables	126,269.76
State Aid Motor Vehicle Fund	390,312.00	School		Surplus Dec. 31,	1,160,180.35
County Funds	385,152.00	Self-liquidating		TOTAL	4,364,280.65
Other Roads and Bridges		Other	11,463,410.00		
Public Buildings and Grounds	142,058.00	Total	11,463,410.00		
Other Public Works		Equalized Valuation Basis			
<b>HEALTH AND WELFARE</b>		for Net Debt Computation	711,995,381.67		
County Health Department	341,450.00	CAPITAL OUTLAY TOTAL	382,343.28		
Mental Health Activities	1,724,066.00				
Tubercular Patient Care	1,400.00	Public Enterprises			
County Hospitals, Homes	1,080,140.00	Recreation—Culture			
County Aid to Hospitals	155,000.00	Public Works	188,254.98		
Health Clinics	16,050.00	Buildings and Grounds	88.30		
Mosquito Extermination	193,400.00	Library and Education	194,000.00		
Health Services Except Environmental	3,950.00	Conservation			
County Welfare Board	1,620,000.00	All Other			
Child Welfare	221,744.00				
Other Welfare Services	161,800.00				
<b>RECREATION AND CONSERVATION</b>					
Parks, Playgrounds, Shade Trees					
Land Reclamation and Conservation	3,500.00				
Other Recreational Services	23,700.00				

COUNTY CUMBERLAND

COUNTY SEAT BRIDGETON

Form of Government: Board of Chosen Freeholders 7 Members

Number of Constituent Municipalities 14

Population Census 1970 121,810

Population Estimated 1973 128,510

Land Area — Square Miles 501.73

Net Valuation on which County Taxes are Apportioned \$795,535,376

Tax Rate per \$100 1.159

Tax Levy 9,154,437

**Distribution of Ratables:**

Class	Line Items	Assessed Valuation	% of Valuation
Vacant Land	15,699	34,574,452	5.07
Residential	30,183	384,730,472	56.45
Farm	4,914	61,697,073	9.05
Commercial	2,427	112,353,405	16.48
Industrial	310	60,721,300	8.91
Apartments	116	27,528,900	4.04
<b>TOTAL</b>	<b>53,649</b>	<b>681,605,602</b>	<b>100.00</b>

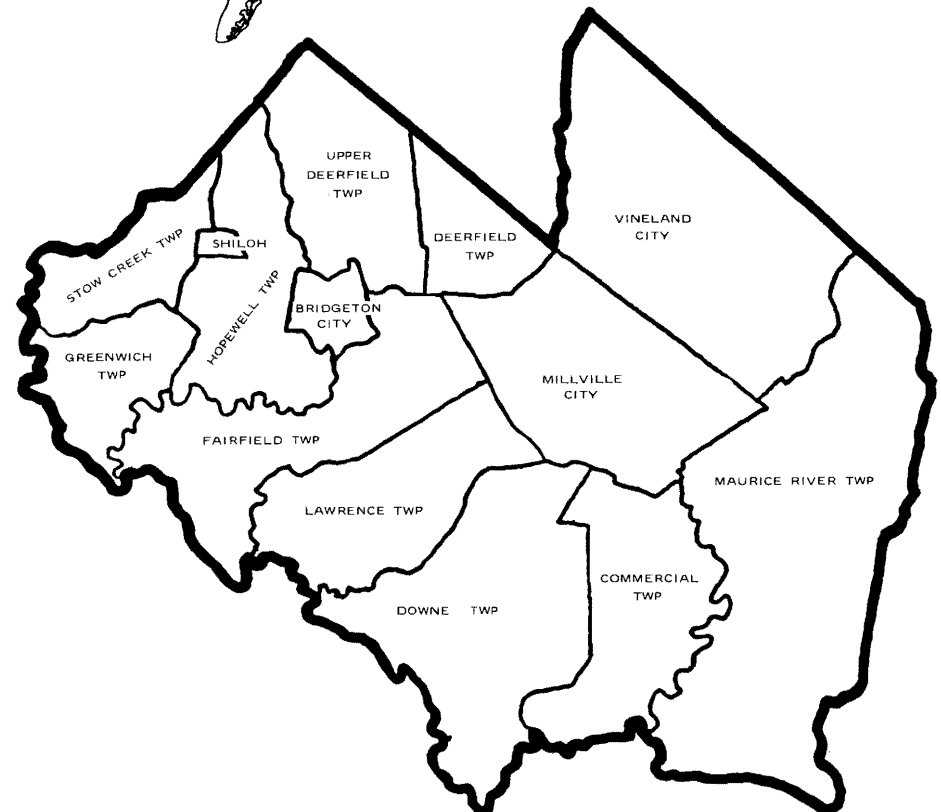
**Bond Ratings:**

Moody's Aa

Standard & Poor's --



CUMBERLAND COUNTY



0700

Population 1970 933,820  
 Population 944,250  
 S & P Rating AA  
 Moody Rating A-1  
 Land Area 127.44 Sq. Miles

Net Valuation Taxable 5,523,115,700  
 Net Valuation on Which County Taxes are apportioned: 7,134,084,239

## ESSEX COUNTY — Class 1

Form of Government:

Board of Chosen Freeholders

Number of Freeholders on Board — 9

## PER CAPITA:

Gross Debt 96.27  
 Net Debt 92.39  
 Debt Service 7.87  
 Total Tax Levy 98.78  
 County Functions: 138.02

## PER CENT:

Gross Debt 1.36  
 Net Debt 1.30

EXPENDITURES		EXPENDITURES (cont'd.)		REVENUES REALIZED	
<b>GENERAL GOVERNMENT</b>		<b>EDUCATION (excluding schools)</b>		<b>Property Taxes</b>	<b>93,281,054.50</b>
Governing Body and Public Boards	433,917.35	County Superintendent of Schools	143,755.00	Collateral Inheritance Tax	691,315.73
County Clerk	1,308,458.00	Vocational Schools	4,049,444.00	Financial Business Tax	263,392.20
Financial Administration	826,039.00	County College	3,989,104.50	Franchise Tax	839,919.41
Board of Taxation	162,744.00	County Extension Services	132,690.00	Bank Stock Tax	987,007.79
Planning, Housing, Development	213,239.00	Libraries		Other Miscellaneous Taxes	
Human Resources	177,357.00	Other Educational Services	186,250.00	State Aid Revenues	16,204,572.40
Elections	1,231,254.00	<b>STATUTORY EXPENDITURES</b>		Federal Aid Revenues	316,483.75
General Administration	2,005,407.50	Pensions and F.I.C.A.	6,598,362.00	State and Local Fiscal Assistance Act Utilized	7,000,000.00
<b>JUDICIARY</b>		Employee Fringe Benefits	1,820,000.00	Institutional Revenues	5,502,218.95
Superior Court-Law Division	1,565,063.00	Other Statutory Expenditures		Courts	777,720.53
County Courts	227,276.00			County Clerk & Register	1,032,759.77
County District Courts	1,115,949.00	<b>COUNTY FUNCTIONS TOTAL</b>	<b>120,590,745.35</b>	Surrogate	295,779.19
Juvenile and Domestic Relations Courts	359,549.00	<b>CAPITAL IMPROVEMENTS *MEMO</b>	<b>600,000.00</b>	Sheriff	454,696.11
Jury Commission and Jurors' Fees	305,865.00	<b>DEBT SERVICE</b>		Other Miscellaneous Revenues	2,459,152.60
Law Library	67,544.00	Principal Payments	4,636,000.00	Other Revenues, Revenue Sharing, Tax Effort	186,354.48
Prosecutor's Office	575,552.00	Interest Payments	2,793,582.74	<b>TOTAL</b>	<b>130,292,427.41</b>
Surrogate's Office	360,407.00			Prior Years Surplus Appropriated	5,000,000.00
Probation Office	3,853,464.00	<b>DEFERRED CHARGES</b>	<b>1,899,812.63</b>	<b>REVENUES TOTAL</b>	<b>135,292,427.41</b>
County Clerk (Judicial Functions)	890,821.00	RESERVE FOR UNCOLLECTED TAXES			
Sheriff's Office (Judicial Functions)	1,582,182.00	EMERGENCY EMPLOYMENT ACT	411,078.00	<b>CURRENT FINANCES DECEMBER 31,</b>	
Other Judicial		EXPENDITURES TOTAL	130,331,218.72	<b>ASSETS</b>	
<b>PUBLIC SAFETY</b>		<b>CAPITAL DEBT AUTHORIZED, DECEMBER 31,</b>		Cash Dec. 31,	15,817,482.05
County Police	39,030.00	<b>ISSUED AND UNISSUED GROSS DEBT</b>		Taxes Receivable	
Sheriff's Office	2,389,720.00	School		Emergencies and Other Deferred Charges	1,328,444.38
Civil Defense and Disaster Control	58,124.00	Self-liquidating		State Aid Receivable	
Environmental Inspection and Control		Other	90,906,933	Other Receivable	1,550.00
Weights and Measures	78,623.00	Total	90,906,933	<b>TOTAL</b>	<b>17,147,476.43</b>
Correctional and Penal	9,575,558.00			<b>LIABILITIES RESERVES, AND SURPLUS</b>	
Other Public Safety	891,254.25	<b>ISSUED AND OUTSTANDING</b>		Cash Liabilities	8,787,889.75
<b>PUBLIC WORKS</b>		School		Reserves For Receivables	1,550.00
Roads and Bridges, Streets, Drainage		Self-liquidating		Surplus Dec. 31,	8,358,036.68
State Aid Motor Vehicle Fund	286,329.40	Other		<b>TOTAL</b>	<b>17,147,476.43</b>
County Funds	2,856,693.60	Total	73,800,000.00		
Other Roads and Bridges		Equalized Valuation Basis			
Public Buildings and Grounds	6,302,770.25	for Net Debt Computation	6,685,048,260.67		
Other Public Works	90,000.00	<b>CAPITAL OUTLAY TOTAL</b>	<b>16,160,101.38</b>		
<b>HEALTH AND WELFARE</b>		Public Enterprises			
County Health Department	582,059.00	Recreation—Culture			
Mental Health Activities	26,685,647.50	Public Works	6,185,311.23		
Tubercular Patient Care	15,720.00	Buildings and Grounds	279,175.99		
County Hospitals, Homes	4,569,452.00	Library and Education	9,695,614.16		
County Aid to Hospitals		Conservation			
Health Clinics	55,000.00	All Other			
Mosquito Extermination	611,225.00				
Health Services Except Environmental					
County Welfare Board	19,690,435.00				
Child Welfare	1,346,745.00				
Other Welfare Services	1,247,685.00				
<b>RECREATION AND CONSERVATION</b>					
Parks, Playgrounds, Shade Trees	7,793,257.00				
Land Reclamation and Conservation					
Other Recreational Services					

COUNTY ESSEX

COUNTY SEAT NEWARK

Form of Government: Board of Chosen Freeholders 9 Members

Number of Constituent Municipalities 22

Population Census 1970 933,820

Population Estimated 1973 944,290

Land Area — Square Miles 127.44

Net Valuation on which County Taxes are Apportioned \$7,208,631.677

Tax Rate per \$100 1.316

Tax Levy 93,281,055

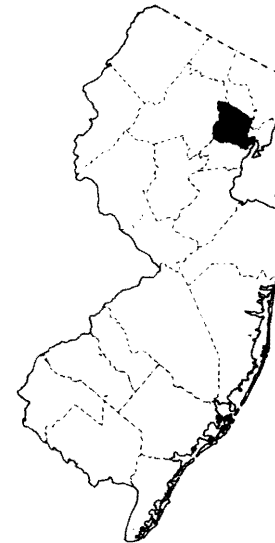
**Distribution of Ratables:**

Class	Line Items	Assessed Valuation	% of Valuation
Vacant Land	8,521	102,278,000	1.91
Residential	135,827	3,218,896,600	60.01
Farm	60	2,667,600	0.05
Commercial	12,446	1,012,030,500	18.87
Industrial	2,562	480,967,900	8.97
Apartments	4,648	546,742,500	10.19
<b>TOTAL</b>	<b>164,064</b>	<b>5,363,583,100</b>	<b>100.00</b>

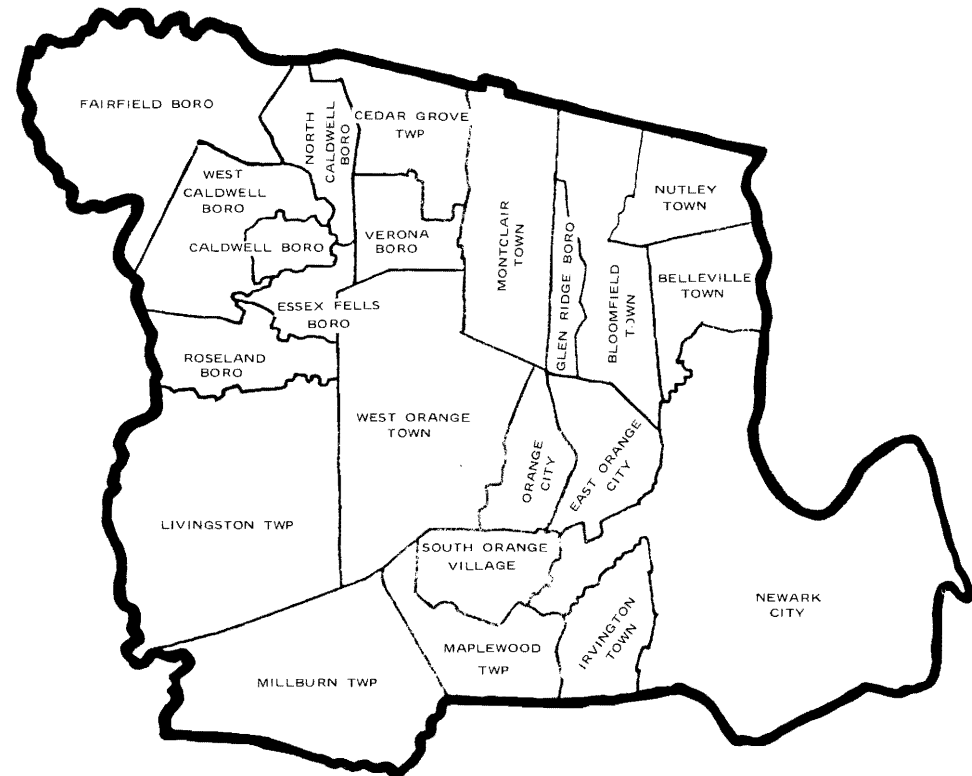
**Bond Ratings:**

Moody's A-1

Standard & Poor's AA



ESSEX COUNTY



0800

Population 1970 173,285  
 Population 181,735  
 S & P Rating A  
 Moody Rating A  
 Land Area 328.36 Sq. Miles

Net Valuation Taxable 1,187,417,805  
 Net Valuation on Which County Taxes are apportioned: 1,427,236,166

## GLOUCESTER COUNTY — Class 3

Form of Government:

Board of Chosen Freeholders

Number of Freeholders on Board — 7

## PER CAPITA:

Gross Debt 34.09  
 Net Debt 34.09  
 Debt Service 1.55  
 Total Tax Levy 47.82  
 County Functions: 68.35

## PER CENT:

Gross Debt .46  
 Net Debt .46

EXPENDITURES		EXPENDITURES (cont'd.)		REVENUES REALIZED	
<b>GENERAL GOVERNMENT</b>		<b>EDUCATION (excluding schools)</b>		<b>Property Taxes</b>	<b>8,690,263.76</b>
Governing Body and Public Boards	114,190.00	County Superintendent of Schools	55,755.00	Collateral Inheritance Tax	
County Clerk	151,962.00	Vocational Schools	195,708.00	Financial Business Tax	
Financial Administration	67,884.00	County College	1,001,347.35	Franchise Tax	
Board of Taxation	71,803.00	County Extension Services	74,872.00	Bank Stock Tax	109,736.24
Planning, Housing, Development	101,960.00	Libraries		Other Miscellaneous Taxes	
Human Resources	176,925.00	Other Educational Services	46,500.00	State Aid Revenues	731,214.19
Elections	274,210.00	<b>STATUTORY EXPENDITURES</b>		Federal Aid Revenues	969,060.04
General Administration	344,353.00	Pensions and F.I.C.A.	326,000.00	State and Local Fiscal Assistance Act Utilized	791,359.68
<b>JUDICIARY</b>		Employee Fringe Benefits	160,000.00	Institutional Revenues	353,269.95
Superior Court-Law Division	4,003.00	Other Statutory Expenditures		Courts	32,857.70
County Courts	254,902.00			County Clerk & Register	369,854.05
County District Courts	54,766.00	<b>COUNTY FUNCTIONS TOTAL</b>	<b>10,956,306.51</b>	Surrogate	35,598.74
Juvenile and Domestic Relations Courts		<b>CAPITAL IMPROVEMENTS *MEMO</b>	<b>685,730.00</b>	Sheriff	52,212.86
Jury Commission and Jurors' Fees	78,000.00	<b>DEBT SERVICE</b>		Other Miscellaneous Revenues	476,957.39
Law Library	4,850.00	Principal Payments	100,000.00	Other Revenues, Revenue Sharing, Tax Effort	
Prosecutor's Office	290,866.00	Interest Payments	182,077.50	<b>TOTAL</b>	<b>12,612,384.60</b>
Surrogate's Office	68,358.00	<b>DEFERRED CHARGES</b>	<b>53,987.32</b>	Prior Years Surplus Appropriated	484,525.65
Probation Office	376,797.98	<b>RESERVE FOR UNCOLLECTED TAXES</b>		<b>REVENUES TOTAL</b>	<b>13,096,910.25</b>
County Clerk (Judicial Functions)	90,263.00	<b>EMERGENCY EMPLOYMENT ACT EXPENDITURES TOTAL</b>	<b>1,129,119.00</b>	<b>CURRENT FINANCES DECEMBER 31, ASSETS</b>	
Sheriff's Office (Judicial Functions)	47,700.00		<b>12,421,490.33</b>	Cash Dec. 31,	4,605,893.60
Other Judicial				Taxes Receivable	211,658.30
<b>PUBLIC SAFETY</b>		<b>CAPITAL DEBT AUTHORIZED, DECEMBER 31, ISSUED AND UNISSUED</b>	<b>GROSS DEBT</b>	Emergencies and Other Deferred Charges	2,008.13
County Police	1,801.68	School		State Aid Receivable	1,149,727.70
Sheriff's Office	167,100.00	Self-liquidating		Other Receivable	20.00
Civil Defense and Disaster Control	9,650.00	Other	6,195,000	<b>TOTAL</b>	<b>5,969,307.73</b>
Environmental Inspection and Control	30,000.00	<b>Total</b>	<b>6,195,000</b>	<b>LIABILITIES RESERVES, AND SURPLUS</b>	
Weights and Measures	25,934.00			Cash Liabilities	3,954,872.17
Correctional and Penal	379,016.00	<b>ISSUED AND OUTSTANDING</b>		Reserves For Receivables	211,678.30
Other Public Safety		School		Surplus Dec. 31,	1,802,757.26
<b>PUBLIC WORKS</b>		Self-liquidating		<b>TOTAL</b>	<b>5,969,307.73</b>
Roads and Bridges, Streets, Drainage	177,180.00	Other			
State Aid Motor Vehicle Fund	388,615.00	<b>Total</b>	<b>3,453,370.00</b>		
County Funds	1,456,331.00	Equalized Valuation Basis for Net Debt Computation	<b>1,341,964,740.67</b>		
Other Roads and Bridges		<b>CAPITAL OUTLAY TOTAL</b>	<b>1,584,617.28</b>		
Public Buildings and Grounds	334,887.00	Public Enterprises			
Other Public Works	1,600.00	Recreation—Culture			
<b>HEALTH AND WELFARE</b>		Public Works			
County Health Department	377,162.00	Buildings and Grounds	62,547.28		
Mental Health Activities	781,715.00	Library and Education	1,397,070.00		
Tubercular Patient Care		Conservation			
County Hospitals, Homes	549,440.00	All Other	125,000.00		
County Aid to Hospitals	140,000.00				
Health Clinics					
Mosquito Extermination	122,000.00				
Health Services Except Environmental	10,500.00				
County Welfare Board	1,245,137.50				
Child Welfare	154,742.00				
Other Welfare Services	136,000.00				
<b>RECREATION AND CONSERVATION</b>					
Parks, Playgrounds, Shade Trees	33,420.00				
Land Reclamation and Conservation					
Other Recreational Services					

COUNTY GLOUCESTER

COUNTY SEAT WOODBURY

Form of Government: Board of Chosen Freeholders 7 Members

Number of Constituent Municipalities 24

Population Census 1970 173,285

Population Estimated 1973 181,735

Land Area — Square Miles 328.36

Net Valuation on which County Taxes are Apportioned \$1,427,236,166

Tax Rate per \$100 0.611

Tax Levy 8,690,264

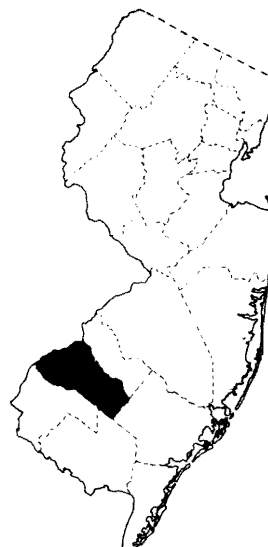
**Distribution of Ratables:**

Class	Line Items	Assessed Valuation	% of Valuation
Vacant Land	14,416	80,518,855	6.90
Residential	42,643	660,282,725	56.55
Farm	4,446	58,466,420	5.01
Commercial	2,667	157,554,950	13.49
Industrial	153	172,608,000	14.78
Apartments	143	38,117,300	3.27
<b>TOTAL</b>	<b>64,468</b>	<b>1,167,548,250</b>	<b>100.00</b>

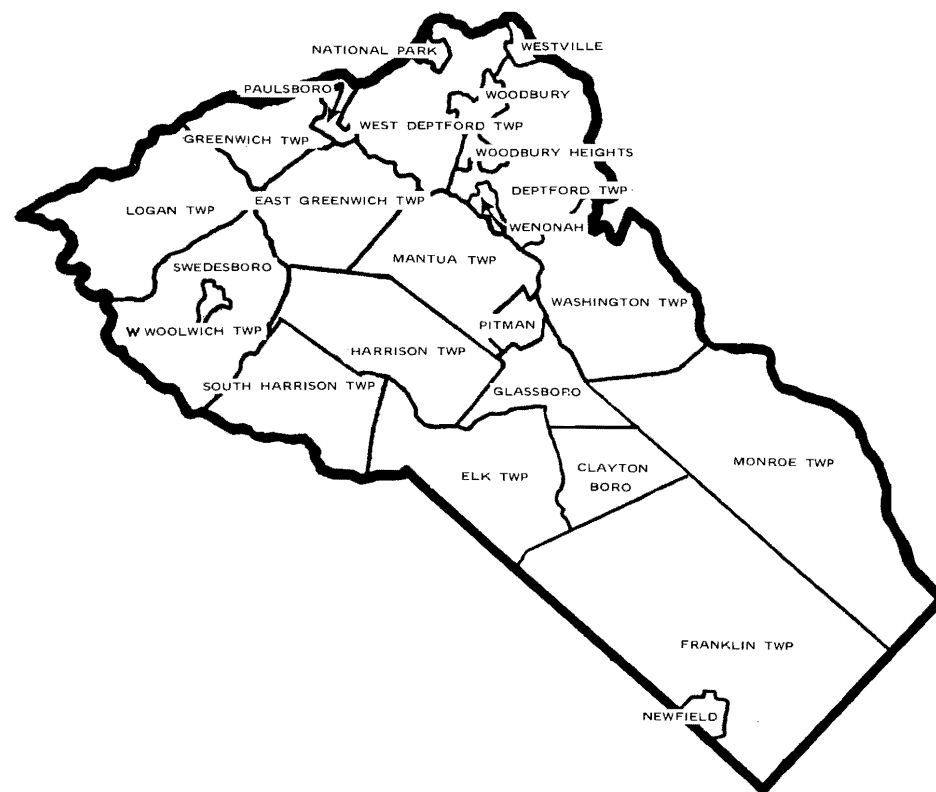
**Bond Ratings:**

Moody's A

Standard & Poor's A



**GLOUCESTER COUNTY**



0500

Population 1970 **605,065**  
 Population **612,785**  
 S & P Rating  
 Moody Rating **BAA**  
 Land Area **46.42** Sq. Miles

Net Valuation Taxable  
 2,746,750,083  
 Net Valuation on Which County Taxes  
 are apportioned:  
 3,887,358,348

HUDSON COUNTY — Class 1  
 Form of Government:  
 Board of Chosen Freeholders  
 Number of Freeholders on Board — 9

PER CAPITA:

Gross Debt **70.05**  
 Net Debt **65.91**  
 Debt Service **6.67**  
 Total Tax Levy **74.17**  
 County Functions: **114.04**

PER CENT:

Gross Debt **1.21**  
 Net Debt **1.14**

EXPENDITURES		EXPENDITURES (cont'd.)		REVENUES REALIZED	
<b>GENERAL GOVERNMENT</b>					
Governing Body and Public Boards	462,500.00	EDUCATION (excluding schools)		Property Taxes	45,450,022.95
County Clerk	502,500.00	County Superintendent of Schools	34,500.00	Collateral Inheritance Tax	212,484.32
Financial Administration	552,700.00	Vocational Schools	48,000.00	Financial Business Tax	74,530.66
Board of Taxation	145,500.00	County College		Franchise Tax	
Planning, Housing, Development	140,100.00	County Extension Services		Bank Stock Tax	324,750.79
Human Resources		Libraries		Other Miscellaneous Taxes	
Elections	1,254,600.00	Other Educational Services	350,919.24	State Aid Revenues	4,568,150.66
General Administration	1,993,100.00	<b>STATUTORY EXPENDITURES</b>		Federal Aid Revenues	2,886,052.00
<b>JUDICIARY</b>		Pensions and F.I.C.A.	6,835,000.00	State and Local Fiscal Assistance Act Utilized	7,907,235.00
Superior Court-Law Division	380,000.00	Employee Fringe Benefits		Institutional Revenues	8,235,458.51
County Courts	884,910.00	Other Statutory Expenditures		Courts	438,659.55
County District Courts	605,800.00			County Clerk & Register	603,088.12
Juvenile and Domestic Relations Courts	452,500.00	<b>COUNTY FUNCTIONS TOTAL</b>	62,367,466.95	Surrogate	111,097.23
Jury Commission and Jurors' Fees	314,200.00	<b>CAPITAL IMPROVEMENTS *MEMO</b>	320,000.00	Sheriff	135,772.22
Law Library	25,355.00	<b>DEBT SERVICE</b>		Other Miscellaneous Revenues	1,880,331.46
Prosecutor's Office	1,789,086.80	Principal Payments	2,595,000.00	Other Revenues, Revenue Sharing, Tax Effort	75,247.55
Surrogate's Office	262,900.00	Interest Payments	1,492,815.44	<b>TOTAL</b>	72,902,881.02
Probation Office	1,250,653.00			Prior Years Surplus Appropriated	1,900,000.00
County Clerk (Judicial Functions)	551,400.00	<b>DEFERRED CHARGES</b>	409,443.10	<b>REVENUES TOTAL</b>	74,802,881.02
Sheriff's Office (Judicial Functions)	677,300.00	RESERVE FOR UNCOLLECTED TAXES			
Other Judicial		<b>EMERGENCY EMPLOYMENT ACT</b>	3,019,207.00	<b>CURRENT FINANCES DECEMBER 31,</b>	
<b>PUBLIC SAFETY</b>		<b>EXPENDITURES TOTAL</b>	69,883,932.49	<b>ASSETS</b>	
County Police	1,528,000.00			Cash Dec. 31,	13,069,645.53
Sheriff's Office	207,000.00	<b>CAPITAL DEBT AUTHORIZED, DECEMBER 31,</b>		Taxes Receivable	
Civil Defense and Disaster Control	24,500.00	<b>ISSUED AND UNISSUED GROSS DEBT</b>		Emergencies and Other Deferred Charges	
Environmental Inspection and Control		School		State Aid Receivable	94,261.55
Weights and Measures	39,000.00	Self-liquidating		Other Receivable	9,581,331.35
Correctional and Penal	2,485,154.51	Other	42,928,402	<b>TOTAL</b>	22,745,238.43
Other Public Safety		Total	42,928,402		
<b>PUBLIC WORKS</b>				<b>LIABILITIES RESERVES, AND SURPLUS</b>	
Roads and Bridges, Streets, Drainage	342,500.00	<b>ISSUED AND OUTSTANDING</b>		Cash Liabilities	7,268,410.68
State Aid Motor Vehicle Fund	191,658.00	School		Reserves For Receivables	9,581,331.35
County Funds	1,439,842.00	Self-liquidating		Surplus Dec. 31,	5,895,496.40
Other Roads and Bridges		Other		<b>TOTAL</b>	22,745,238.43
Public Buildings and Grounds	1,556,000.00	Total	28,831,000.00		
Other Public Works	30,000.00				
<b>HEALTH AND WELFARE</b>		Equalized Valuation Basis for Net Debt Computation	3,558,227,305.33		
County Health Department	386,000.00	<b>CAPITAL OUTLAY TOTAL</b>	2,259,078.17		
Mental Health Activities	10,180,500.00				
Tubercular Patient Care	6,000.00	Public Enterprises			
County Hospitals, Homes	12,646,900.00	Recreation—Culture			
County Aid to Hospitals		Public Works	67,591.43		
Health Clinics	164,650.00	Buildings and Grounds	91,486.74		
Mosquito Extermination	164,000.00	Library and Education	2,100,000.00		
Health Services Except Environmental	24,600.00	Conservation			
County Welfare Board	7,262,200.00	All Other			
Child Welfare	3,342,538.00				
Other Welfare Services	246,500.00				
<b>RECREATION AND CONSERVATION</b>					
Parks, Playgrounds, Shade Trees	106,000.00				
Land Reclamation and Conservation					
Other Recreational Services					

COUNTY HUDSON

COUNTY SEAT JERSEY CITY

Form of Government: Board of Chosen Freeholders 9 Members

Number of Constituent Municipalities 12

Population Census 1970 609,065

Population Estimated 1973 612,785

Land Area — Square Miles 46.42

Net Valuation on which County Taxes are Apportioned \$3,887,358,348

Tax Rate per \$100 1.199

Tax Levy 45,450,023

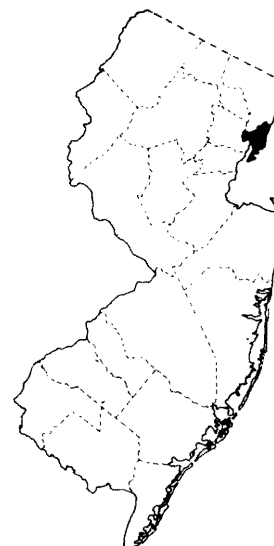
**Distribution of Ratables:**

Class	Line Items	Assessed Valuation	% of Valuation
Vacant Land	6,555	107,064,610	3.99
Residential	60,767	1,039,884,392	38.74
Farm	---	---	---
Commercial	11,848	461,601,222	17.20
Industrial	3,004	732,732,400	27.30
Apartments	5,273	342,842,750	12.77
<b>TOTAL</b>	<b>87,447</b>	<b>2,684,125,374</b>	<b>100.00</b>

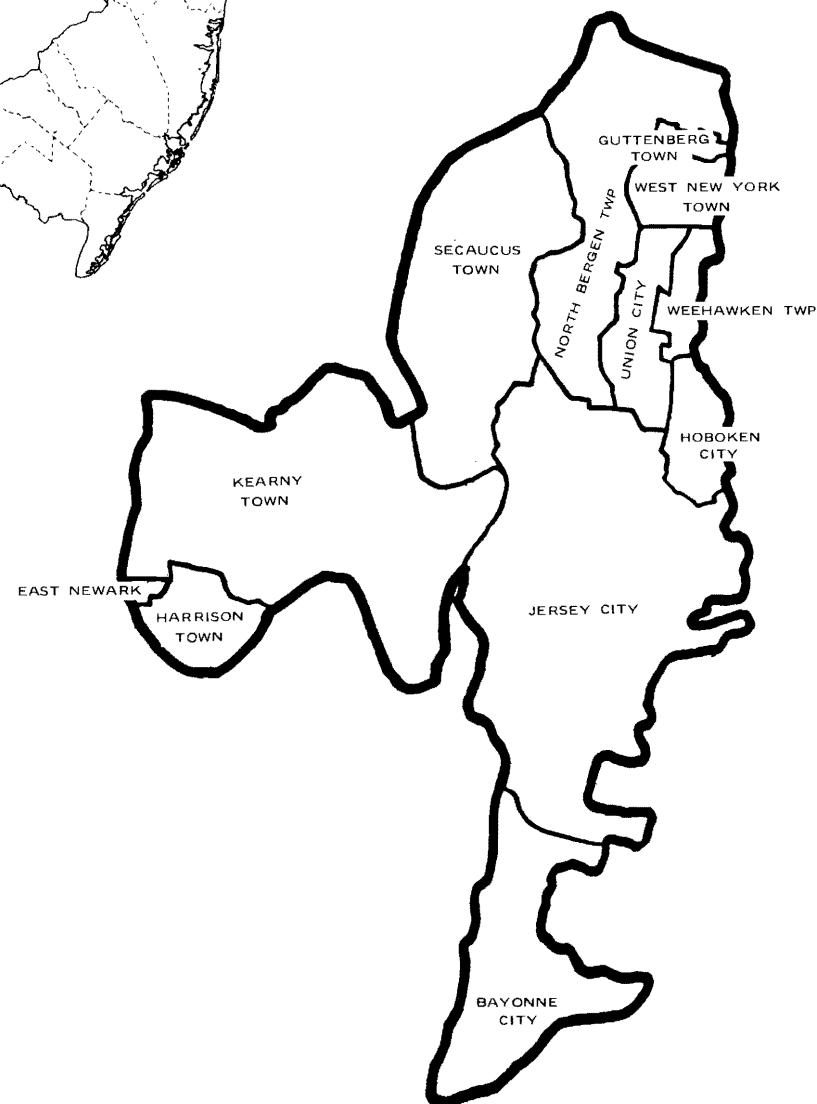
**Bond Ratings:**

Moody's Baa

Standard & Poor's ---



**HUDSON COUNTY**



1000

Population 1970 **70,000**  
 Population **74,080**  
 S & P Rating  
 Moody Rating  
 Land Area **429.60** Sq. Miles

Net Valuation Taxable  
 885,467,239  
 Net Valuation on Which County Taxes  
 are apportioned:  
 957,686,342

**HUNTERDON COUNTY — Class 3**  
**Form of Government:**  
**Board of Chosen Freeholders**  
**Number of Freeholders on Board — 3**

PER CAPITA:  
 Gross Debt  
 Net Debt  
 Debt Service  
 Total Tax Levy  
 County Functions:

PER CENT:  
 Gross Debt  
 Net Debt

**.16**  
**58.78**  
**69.06**

EXPENDITURES		EXPENDITURES (cont'd.)		REVENUES REALIZED	
<b>GENERAL GOVERNMENT</b>					
Governing Body and Public Boards	55,450.00	EDUCATION (excluding schools)		Property Taxes	4,354,702.64
County Clerk	124,500.00	County Superintendent of Schools	53,200.00	Collateral Inheritance Tax	31,864.16
Financial Administration	29,690.00	Vocational Schools		Financial Business Tax	
Board of Taxation	34,725.00	County College		Franchise Tax	
Planning, Housing, Development	103,550.00	County Extension Services	53,125.00	Bank Stock Tax	59,855.16
Human Resources	36,385.00	Libraries		Other Miscellaneous Taxes	
Elections	97,870.16	Other Educational Services	236,244.00	State Aid Revenues	385,496.30
General Administration	99,036.00	<b>STATUTORY EXPENDITURES</b>		Federal Aid Revenues	290,069.85
<b>JUDICIARY</b>		Pensions and F.I.C.A.	254,534.04	State and Local Fiscal Assistance Act Utilized	595,640.00
Superior Court-Law Division		Employee Fringe Benefits	93,535.09	Institutional Revenues	35,828.70
County Courts	138,910.00	Other Statutory Expenditures		Courts	14,986.20
County District Courts	38,050.00			County Clerk & Register	240,828.13
Juvenile and Domestic Relations Courts				Surrogate	23,748.95
Jury Commission and Jurors' Fees	39,190.00	<b>COUNTY FUNCTIONS TOTAL</b>	4,774,781.36	Sheriff	20,072.38
Law Library	8,700.00	<b>CAPITAL IMPROVEMENTS *MEMO</b>	2,006,440.00	Other Miscellaneous Revenues	641,266.75
Prosecutor's Office	97,500.00	<b>DEBT SERVICE</b>		Other Revenues, Revenue Sharing, Tax Effort	15,071.85
Surrogate's Office	55,500.00	Principal Payments		<b>TOTAL</b>	6,709,431.07
Probation Office	108,150.00	Interest Payments		Prior Years Surplus Appropriated	500,000.00
County Clerk (Judicial Functions)		<b>DEFERRED CHARGES</b>	286.80	<b>REVENUES TOTAL</b>	7,209,431.07
Sheriff's Office (Judicial Functions)		RESERVE FOR UNCOLLECTED TAXES			
Other Judicial		<b>EMERGENCY EMPLOYMENT ACT</b>	341,143.05	<b>CURRENT FINANCES DECEMBER 31,</b>	
<b>PUBLIC SAFETY</b>		<b>EXPENDITURES TOTAL</b>	5,116,211.21	<b>ASSETS</b>	
County Police				Cash Dec. 31,	1,545,445.77
Sheriff's Office	109,600.00	<b>CAPITAL DEBT AUTHORIZED, DECEMBER 31,</b>		Taxes Receivable	
Civil Defense and Disaster Control	21,000.00	<b>ISSUED AND UNISSUED GROSS DEBT</b>		Emergencies and Other Deferred Charges	2,693.37
Environmental Inspection and Control		School		State Aid Receivable	475,610.00
Weights and Measures	18,425.00	Self-liquidating		Other Receivable	213,207.42
Correctional and Penal	191,550.00	Other	12,200	<b>TOTAL</b>	2,236,956.56
Other Public Safety	4,000.00	Total	12,200		
<b>PUBLIC WORKS</b>				<b>LIABILITIES RESERVES, AND SURPLUS</b>	
Roads and Bridges, Streets, Drainage	13,400.00	<b>ISSUED AND OUTSTANDING</b>		Cash Liabilities	1,135,872.67
State Aid Motor Vehicle Fund	308,380.00	School		Reserves For Receivables	213,207.42
County Funds	1,092,000.00	Self-liquidating		Surplus Dec. 31,	887,876.47
Other Roads and Bridges		Other		<b>TOTAL</b>	2,236,956.56
Public Buildings and Grounds	175,400.00	Total			
Other Public Works		Equalized Valuation Basis			
<b>HEALTH AND WELFARE</b>		for Net Debt Computation	882,924,445.33		
County Health Department	99,820.00	<b>CAPITAL OUTLAY TOTAL</b>	1,015,942.95		
*Mental Health Activities	438,200.00				
Tubercular Patient Care	1,000.00	Public Enterprises			
County Hospitals, Homes		Recreation—Culture			
County Aid to Hospitals	45,000.00	Public Works	768,067.23		
Health Clinics	15,680.00	Buildings and Grounds	121,862.28		
Mosquito Extermination		Library and Education	126,013.44		
Health Services Except Environmental	38,400.00	Conservation			
County Welfare Board	316,851.19	All Other			
Child Welfare	52,594.48				
Other Welfare Services	32,763.00				
<b>RECREATION AND CONSERVATION</b>					
Parks, Playgrounds, Shade Trees	40,173.40				
Land Reclamation and Conservation	2,000.00				
Other Recreational Services	700.00				

COUNTY HUNTERDON

COUNTY SEAT FLEMINGTON

Form of Government: Board of Chosen Freeholders 3 Members

Number of Constituent Municipalities 26

Population Census 1970 70,000

Population Estimated 1973 74,080

Land Area — Square Miles 429.60

Net Valuation on which County Taxes are Apportioned \$957,686,342

Tax Rate per \$100 0.460

Tax Levy 4,354,703

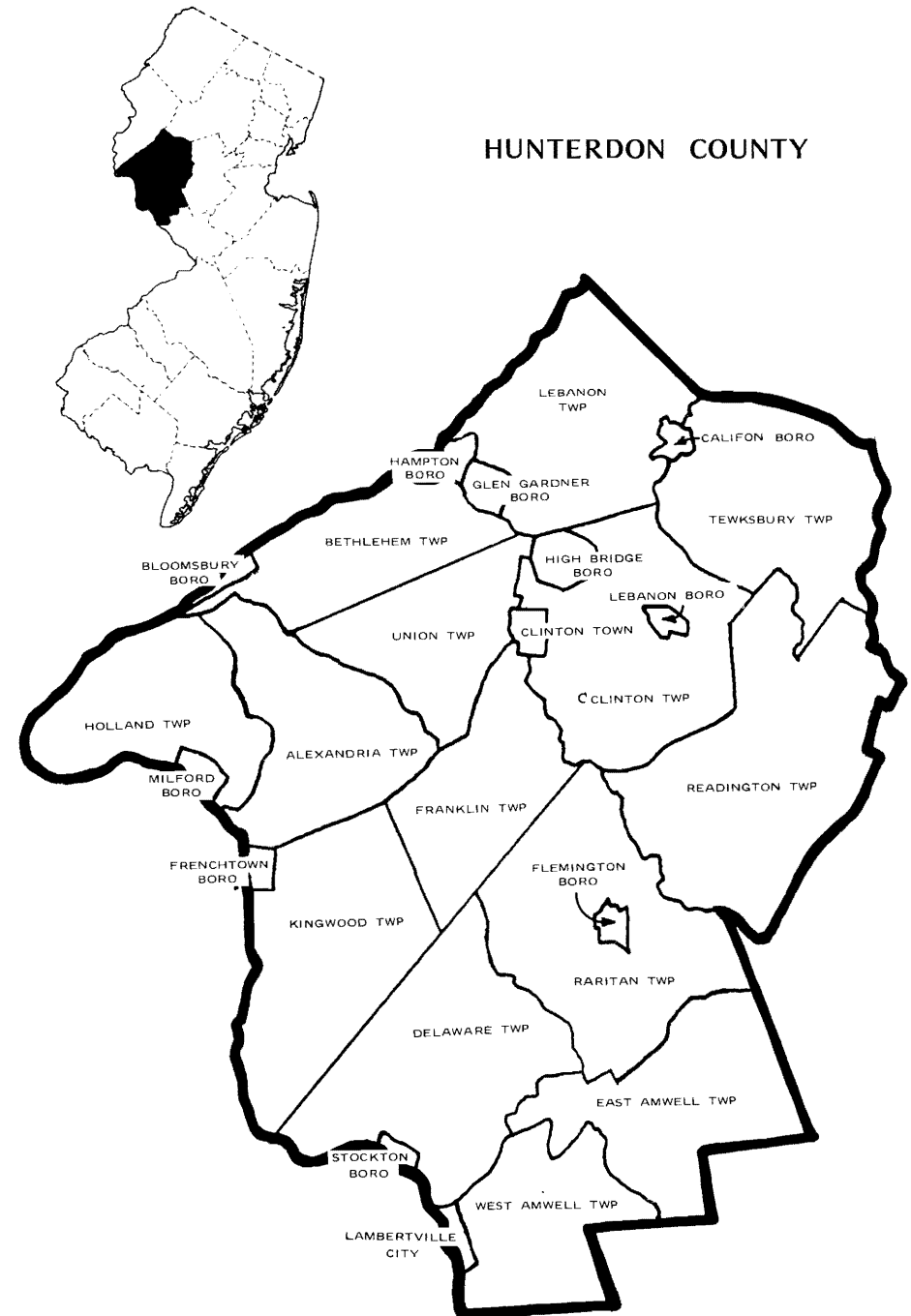
**Distribution of Ratables:**

Class	Line Items	Assessed Valuation	% of Valuation
Vacant Land	5,244	58,157,280	6.77
Residential	18,044	522,607,646	60.79
Farm	4,914	132,041,143	15.36
Commercial	1,455	90,531,948	10.53
Industrial	123	46,831,353	5.45
Apartments	64	9,454,945	1.10
<b>TOTAL</b>	<b>29,844</b>	<b>859,624,315</b>	<b>100.00</b>

**Bond Ratings:**

Moody's ---

Standard & Poor's ---



1100

Population 1970 305,130  
 Population 314,765  
 S & P Rating AA  
 Moody Rating AA  
 Land Area 226.00 Sq. Miles

Net Valuation Taxable 2,245,969,706  
 Net Valuation on Which County Taxes are apportioned: 2,720,707,855

## MERCER COUNTY — Class 2

Form of Government:

Board of Chosen Freeholders

Number of Freeholders on Board — 7

## PER CAPITA:

Gross Debt 117.31  
 Net Debt 107.19  
 Debt Service 12.21  
 Total Tax Levy 82.11  
 County Functions: 106.13

## PER CENT:

Gross Debt 1.50  
 Net Debt 1.37

EXPENDITURES		EXPENDITURES (cont'd.)		REVENUES REALIZED	
<b>GENERAL GOVERNMENT</b>		<b>EDUCATION (excluding schools)</b>		<b>Property Taxes</b>	<b>25,843,960.39</b>
Governing Body and Public Boards	158,625.00	County Superintendent of Schools	49,465.00	Collateral Inheritance Tax	240,222.98
County Clerk	289,550.00	Vocational Schools	595,200.00	Financial Business Tax	61,765.30
Financial Administration	213,910.00	County College	2,102,611.00	Franchise Tax	30,580.99
Board of Taxation	55,825.00	County Extension Services	67,794.00	Bank Stock Tax	277,809.93
Planning, Housing, Development	216,265.00	Libraries		Other Miscellaneous Taxes	
Human Resources	429,500.00	Other Educational Services	69,600.00	State Aid Revenues	1,136,523.22
Elections	573,183.00	<b>STATUTORY EXPENDITURES</b>		Federal Aid Revenues	617,634.68
General Administration	1,045,791.00	Pensions and F.I.C.A.	1,316,700.00	State and Local Fiscal Assistance Act Utilized	2,624,790.74
<b>JUDICIARY</b>		Employee Fringe Benefits	425,480.00	Institutional Revenues	1,786,878.19
Superior Court-Law Division	37,125.00	Other Statutory Expenditures		Courts	149,789.61
County Courts	398,750.00			County Clerk & Register	490,943.10
County District Courts	54,744.00	<b>COUNTY FUNCTIONS TOTAL</b>	<b>28,583,151.00</b>	Surrogate	111,776.97
Juvenile and Domestic Relations Courts	22,822.00	<b>CAPITAL IMPROVEMENTS *MEMO</b>	<b>175,000.00</b>	Sheriff	95,073.53
Jury Commission and Jurors' Fees	171,750.00	<b>DEBT SERVICE</b>		Other Miscellaneous Revenues	1,251,537.80
Law Library	15,000.00	Principal Payments	2,380,000.00	Other Revenues, Revenue Sharing, Tax Effort	
Prosecutor's Office	515,275.00	Interest Payments	1,462,197.00	<b>TOTAL</b>	<b>34,719,287.43</b>
Surrogate's Office	103,680.00	<b>DEFERRED CHARGES</b>	<b>347,370.00</b>	Prior Years Surplus Appropriated	1,000,000.00
Probation Office	642,000.00	RESERVE FOR UNCOLLECTED TAXES		<b>REVENUES TOTAL</b>	<b>35,719,287.43</b>
County Clerk (Judicial Functions)	290,900.00	<b>EMERGENCY EMPLOYMENT ACT</b>	<b>634,199.00</b>	<b>CURRENT FINANCES DECEMBER 31,</b>	
Sheriff's Office (Judicial Functions)	440,200.00	<b>EXPENDITURES TOTAL</b>	<b>33,406,917.00</b>	<b>ASSETS</b>	
<b>PUBLIC SAFETY</b>		<b>CAPITAL DEBT AUTHORIZED, DECEMBER 31,</b>		Cash Dec. 31,	4,494,753.00
County Police	1,121,253.00	<b>ISSUED AND UNISSUED GROSS DEBT</b>		Taxes Receivable	199,042.00
Sheriff's Office	248,900.00	School		Emergencies and Other Deferred Charges	293,300.00
Civil Defense and Disaster Control	71,825.00	Self-liquidating		State Aid Receivable	
Environmental Inspection and Control		Other	36,926,000	Other Receivable	21,664.00
Weights and Measures	14,050.00	<b>Total</b>	<b>36,926,000</b>	<b>TOTAL</b>	<b>5,008,759.00</b>
Correctional and Penal	2,160,289.00	<b>ISSUED AND OUTSTANDING</b>		<b>LIABILITIES RESERVES, AND SURPLUS</b>	
Other Public Safety		School		Cash Liabilities	2,887,687.00
<b>PUBLIC WORKS</b>		Self-liquidating		Reserves For Receivables	220,706.00
Roads and Bridges, Streets, Drainage		Other		Surplus Dec. 31,	1,900,366.00
State Aid Motor Vehicle Fund	313,600.00	<b>Total</b>	<b>30,545,000.00</b>	<b>TOTAL</b>	<b>5,008,759.00</b>
County Funds	1,276,650.07	Equalized Valuation Basis			
Other Roads and Bridges		for Net Debt Computation	2,464,560,315.67		
Public Buildings and Grounds	618,760.93	<b>CAPITAL OUTLAY TOTAL</b>	<b>4,031,500.72</b>		
Other Public Works	1,474,815.00	Public Enterprises	169,833.64		
<b>HEALTH AND WELFARE</b>		Recreation—Culture	515,850.59		
County Health Department	206,810.00	Public Works	1,693,734.64		
Mental Health Activities	1,235,250.00	Buildings and Grounds	583,102.46		
Tubercular Patient Care	6,000.00	Library and Education	1,068,979.39		
County Hospitals, Homes	2,190,550.00	Conservation			
County Aid to Hospitals	628,800.00	All Other			
Health Clinics	165,990.00				
Mosquito Extermination	324,000.00				
Health Services Except Environmental	73,150.00				
County Welfare Board	3,349,813.00				
Child Welfare	1,456,625.00				
Other Welfare Services	17,400.00				
<b>RECREATION AND CONSERVATION</b>					
Parks, Playgrounds, Shade Trees	1,086,675.00				
Land Reclamation and Conservation					
Other Recreational Services					

COUNTY MERCER

COUNTY SEAT TRENTON

Form of Government: Board of Chosen Freeholders 7 Members

Number of Constituent Municipalities 13

Population Census 1970 305,130

Population Estimated 1973 314,765

Land Area – Square Miles 226.0

Net Valuation on which County Taxes are Apportioned \$2,720,707,855

Tax Rate per \$100 0.955

Tax Levy 25,843,960

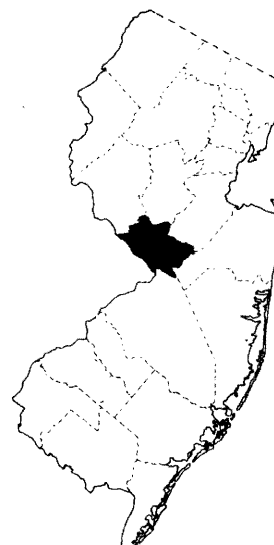
**Distribution of Ratables:**

Class	Line Items	Assessed Valuation	% of Valuation
Vacant Land	8,590	76,291,630	3.49
Residential	71,069	1,347,803,410	61.59
Farm	2,277	72,092,035	3.29
Commercial	5,709	388,182,365	17.74
Industrial	483	181,542,110	8.30
Apartments	328	122,446,070	5.59
<b>TOTAL</b>	<b>88,456</b>	<b>2,188,357,620</b>	<b>100.00</b>

**Bond Ratings:**

Moody's Aa

Standard & Poor's AA



**MERCER COUNTY**



## 1200

Population 1970 585,780  
 Population 604,400  
 S & P Rating AA  
 Moody Rating AA  
 Land Area 311.00 Sq. Miles

Net Valuation Taxable  
 6,415,669,973  
 Net Valuation on Which County Taxes  
 are apportioned:  
 7,320,764,371

## MIDDLESEX COUNTY — Class 2

Form of Government:

Board of Chosen Freeholders

Number of Freeholders on Board — 7

## PER CAPITA:

Gross Debt 108.64  
 Net Debt 104.24  
 Debt Service 7.38  
 Total Tax Levy 61.19  
 County Functions: 85.44

## PER CENT:

Gross Debt 1.08  
 Net Debt 1.04

EXPENDITURES		EXPENDITURES (cont'd.)		REVENUES REALIZED	
<b>GENERAL GOVERNMENT</b>					
Governing Body and Public Boards	147,720.00	EDUCATION (excluding schools)		Property Taxes	36,981,744.42
County Clerk	422,921.00	County Superintendent of Schools	62,325.00	Collateral Inheritance Tax	113,258.88
Financial Administration	255,418.00	Vocational Schools	2,822,905.00	Financial Business Tax	76,892.73
Board of Taxation	57,850.00	County College	1,824,193.50	Franchise Tax	
Planning, Housing, Development	529,400.00	County Extension Services	66,300.00	Bank Stock Tax	243,694.83
Human Resources	12,000.00	Libraries		Other Miscellaneous Taxes	
Elections	633,873.00	Other Educational Services	65,000.00	State Aid Revenues	1,330,535.28
General Administration	1,218,423.00	STATUTORY EXPENDITURES		Federal Aid Revenues	3,164,424.00
<b>JUDICIARY</b>		Pensions and F.I.C.A.	2,082,180.00	State and Local Fiscal Assistance Act Utilized	4,168,917.55
Superior Court-Law Division	134,450.00	Employee Fringe Benefits	629,000.00	Institutional Revenues	2,257,255.47
County Courts	669,357.00	Other Statutory Expenditures		Courts	251,555.15
County District Courts	439,381.00			County Clerk & Register	866,223.38
Juvenile and Domestic Relations Courts	134,650.00	COUNTY FUNCTIONS TOTAL	44,358,988.41	Surrogate	92,546.81
Jury Commission and Jurors' Fees	306,600.00	CAPITAL IMPROVEMENTS *MEMO	3,709,536.55	Sheriff	145,390.37
Law Library	40,225.00	DEBT SERVICE		Other Miscellaneous Revenues	2,296,565.71
Prosecutor's Office	1,542,800.00	Principal Payments	2,859,000.00	Other Revenues, Revenue Sharing, Tax Effort	
Surrogate's Office	142,689.00	Interest Payments	1,601,745.00	TOTAL	51,989,004.58
Probation Office	1,161,000.00	DEFERRED CHARGES	116,323.75	Prior Years Surplus Appropriated	2,960,000.00
County Clerk (Judicial Functions)	669,515.00	RESERVE FOR UNCOLLECTED TAXES	60,000.00	REVENUES TOTAL	54,949,004.58
Sheriff's Office (Judicial Functions)	670,000.00	EMERGENCY EMPLOYMENT ACT	2,645,564.00		
Other Judicial		EXPENDITURES TOTAL	51,641,621.16	<b>CURRENT FINANCES DECEMBER 31,</b>	
<b>PUBLIC SAFETY</b>				ASSETS	
County Police		CAPITAL DEBT AUTHORIZED, DECEMBER 31,		Cash Dec. 31,	7,261,255.32
Sheriff's Office	628,550.00	ISSUED AND UNISSUED		Taxes Receivable	87,879.85
Civil Defense and Disaster Control	24,425.00	SCHOOL		Emergencies and Other Deferred Charges	774,465.00
Environmental Inspection and Control		Self-liquidating		State Aid Receivable	
Weights and Measures	119,145.00	Other	65,661,852	Other Receivable	192,581.76
Correctional and Penal	1,989,029.00	Total	65,661,852	TOTAL	8,316,181.93
Other Public Safety				<b>LIABILITIES RESERVES, AND SURPLUS</b>	
<b>PUBLIC WORKS</b>				Cash Liabilities	5,194,841.42
Roads and Bridges, Streets, Drainage	38,462.00	ISSUED AND OUTSTANDING		Reserves For Receivables	280,461.61
State Aid Motor Vehicle Fund	437,860.00	SCHOOL		Surplus Dec. 31,	2,840,878.90
County Funds	3,295,052.00	Self-liquidating		TOTAL	8,316,181.93
Other Roads and Bridges		Other	39,761,000.00		
Public Buildings and Grounds	951,720.00	Total	39,761,000.00		
Other Public Works	16,500.00	Equalized Valuation Basis			
<b>HEALTH AND WELFARE</b>		for Net Debt Computation	6,077,360,839.67		
County Health Department	512,209.91	CAPITAL OUTLAY TOTAL	6,231,503.51		
Mental Health Activities	3,852,403.00				
Tubercular Patient Care		Public Enterprises			
County Hospitals, Homes	6,439,233.00	Recreation—Culture			
County Aid to Hospitals	1,150,000.00	Public Works	4,167,869.03		
Health Clinics	63,000.00	Buildings and Grounds	263,754.43		
Mosquito Extermination	412,000.00	Library and Education	1,799,880.05		
Health Services Except Environmental	15,000.00	Conservation			
County Welfare Board	4,049,485.00	All Other			
Child Welfare	557,669.00				
Other Welfare Services	418,850.00				
<b>RECREATION AND CONSERVATION</b>					
Parks, Playgrounds, Shade Trees	2,607,820.00				
Land Reclamation and Conservation					
Other Recreational Services					

COUNTY MIDDLESEX

COUNTY SEAT NEW BRUNSWICK

Form of Government: Board of Chosen Freeholders 7 Members

Number of Constituent Municipalities 25

Population Census 1970 585,780

Population Estimated 1973 604,400

Land Area — Square Miles 311.00

Net Valuation on which County Taxes are Apportioned \$7,320,764,371

Tax Rate per \$100 0.509

Tax Levy 36,981,744

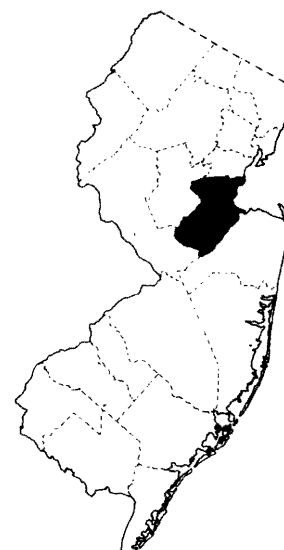
**Distribution of Ratables:**

Class	Line Items	Assessed Valuation	% of Valuation
Vacant Land	22,173	290,367,131	4.61
Residential	126,220	3,666,945,626	58.17
Farm	1,931	49,615,200	0.79
Commercial	7,260	710,230,852	11.26
Industrial	1,684	1,221,803,134	19.38
Apartments	503	364,967,357	5.79
<b>TOTAL</b>	<b>159,771</b>	<b>6,303,929,300</b>	<b>100.00</b>

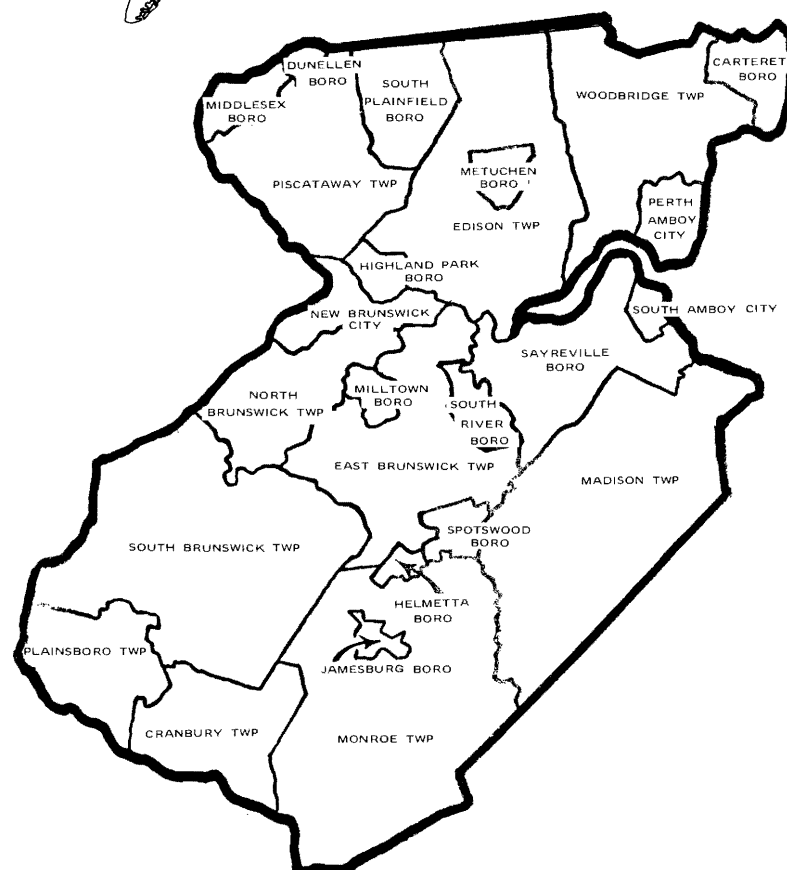
**Bond Ratings:**

Moody's Aa

Standard & Poor's AA



MIDDLESEX COUNTY



1300

Population 1970 463,660  
 Population 479,320  
 S & P Rating A  
 Moody Rating A-1  
 Land Area 471.57 Sq. Miles

Net Valuation Taxable 4,134,342,725  
 Net Valuation on Which County Taxes are apportioned: 4,649,289,685

MONMOUTH COUNTY — Class 5  
 Form of Government:  
 Board of Chosen Freeholders  
 Number of Freeholders on Board — 5

PER CAPITA:  
 Gross Debt 75.83  
 Net Debt 74.16  
 Debt Service 5.30  
 Total Tax Levy 63.31  
 County Functions: 78.85

PER CENT:  
 Gross Debt .82  
 Net Debt .80

EXPENDITURES		EXPENDITURES (cont'd.)		REVENUES REALIZED	
<b>GENERAL GOVERNMENT</b>		<b>EDUCATION (excluding schools)</b>		<b>Property Taxes</b>	<b>30,343,926.82</b>
Governing Body and Public Boards	127,552.18	County Superintendent of Schools	80,135.62	Collateral Inheritance Tax	246,231.77
County Clerk	391,812.85	Vocational Schools	926,060.00	Financial Business Tax	43,223.99
Financial Administration	138,424.35	County College	2,650,000.00	Franchise Tax	
Board of Taxation	61,895.74	County Extension Services	59,413.51	Bank Stock Tax	291,401.71
Planning, Housing, Development	186,458.07	Libraries		Other Miscellaneous Taxes	
Human Resources	157,792.00	Other Educational Services	175,267.54	State Aid Revenues	625,447.51
Elections	584,593.35	<b>STATUTORY EXPENDITURES</b>		Federal Aid Revenues	1,524,620.00
General Administration	1,145,016.72	Pensions and F.I.C.A.	1,121,500.45	State and Local Fiscal Assistance Act Utilized	4,648,449.07
<b>JUDICIARY</b>		Employee Fringe Benefits	330,000.00	Institutional Revenues	1,645,758.09
Superior Court-Law Division	134,420.72	Other Statutory Expenditures		Courts	304,837.77
County Courts	204,292.21			County Clerk & Register	1,038,025.94
County District Courts	179,701.81	<b>COUNTY FUNCTIONS TOTAL</b>	<b>33,729,443.78</b>	Surrogate	149,227.39
Juvenile and Domestic Relations Courts	55,109.90	<b>CAPITAL IMPROVEMENTS *MEMO</b>	<b>5,248,449.07</b>	Sheriff	147,721.96
Jury Commission and Jurors' Fees	39,732.50	<b>DEBT SERVICE</b>		Other Miscellaneous Revenues	1,181,011.53
Law Library	9,750.00	Principal Payments	1,403,000.00	Other Revenues, Revenue Sharing, Tax Effort	
Prosecutor's Office	641,527.33	Interest Payments	1,135,876.00	<b>TOTAL</b>	<b>42,189,883.55</b>
Surrogate's Office	163,286.92	<b>DEFERRED CHARGES</b>		Prior Years Surplus Appropriated	1,500,000.00
Probation Office	537,919.00	RESERVE FOR UNCOLLECTED TAXES		<b>REVENUES TOTAL</b>	<b>43,689,883.55</b>
County Clerk (Judicial Functions)	287,925.71	<b>EMERGENCY EMPLOYMENT ACT</b>	<b>1,524,620.00</b>	<b>CURRENT FINANCES DECEMBER 31,</b>	
Sheriff's Office (Judicial Functions)	523,991.46	<b>EXPENDITURES TOTAL</b>	<b>37,792,939.78</b>	<b>ASSETS</b>	
Other Judicial	26,600.00			Cash Dec. 31,	11,417,080.44
<b>PUBLIC SAFETY</b>		<b>CAPITAL DEBT AUTHORIZED, DECEMBER 31,</b>		Taxes Receivable	
County Police	183,015.34	<b>ISSUED AND UNISSUED GROSS DEBT</b>	<b>NET DEBT</b>	Emergencies and Other Deferred Charges	
Sheriff's Office	242,342.87	School		State Aid Receivable	631,250.94
Civil Defense and Disaster Control	31,548.15	Self-liquidating		Other Receivable	196,788.39
Environmental Inspection and Control		Other	36,346,893	<b>TOTAL</b>	<b>12,245,119.77</b>
Weights and Measures	81,211.25	Total	36,346,893	<b>LIABILITIES RESERVES, AND SURPLUS</b>	
Correctional and Penal	1,304,277.08			Cash Liabilities	9,973,178.09
Other Public Safety	52,386.00	<b>ISSUED AND OUTSTANDING</b>		Reserves For Receivables	196,788.39
<b>PUBLIC WORKS</b>		School		Surplus Dec. 31,	2,075,153.29
Roads and Bridges, Streets, Drainage	12,500.00	Self-liquidating		<b>TOTAL</b>	<b>12,245,119.77</b>
State Aid Motor Vehicle Fund	554,340.00	Other	27,953,000.00		
County Funds	3,933,624.81	Total	27,953,000.00		
Other Roads and Bridges		Equalized Valuation Basis			
Public Buildings and Grounds	1,040,759.06	for Net Debt Computation	4,421,326,184.00		
Other Public Works	6,428.38	<b>CAPITAL OUTLAY TOTAL</b>	<b>5,862,813.10</b>		
<b>HEALTH AND WELFARE</b>					
County Health Department	576,678.34	Public Enterprises			
Mental Health Activities	2,343,838.00	Recreation—Culture	3,611,153.49		
Tubercular Patient Care	135,596.77	Public Works	332,148.26		
County Hospitals, Homes	1,527,072.76	Buildings and Grounds	369,511.35		
County Aid to Hospitals	1,700,000.00	Library and Education	1,550,000.00		
Health Clinics		Conservation			
Mosquito Extermination	240,556.00	All Other			
Health Services Except Environmental	44,000.00				
County Welfare Board	5,677,718.00				
Child Welfare	455,931.00				
Other Welfare Services	349,600.00				
<b>RECREATION AND CONSERVATION</b>					
Parks, Playgrounds, Shade Trees	1,811,840.03				
Land Reclamation and Conservation					
Other Recreational Services					

COUNTY MONMOUTH

COUNTY SEAT FREEHOLD

Form of Government: Board of Chosen Freeholders 5 Members

Number of Constituent Municipalities 53

Population Census 1970 463,660

Population Estimated 1973 479,320

Land Area – Square Miles 471.57

Net Valuation on which County Taxes are Apportioned \$4,649,289,685

Tax Rate per \$100 0.654

Tax Levy 30,343,927

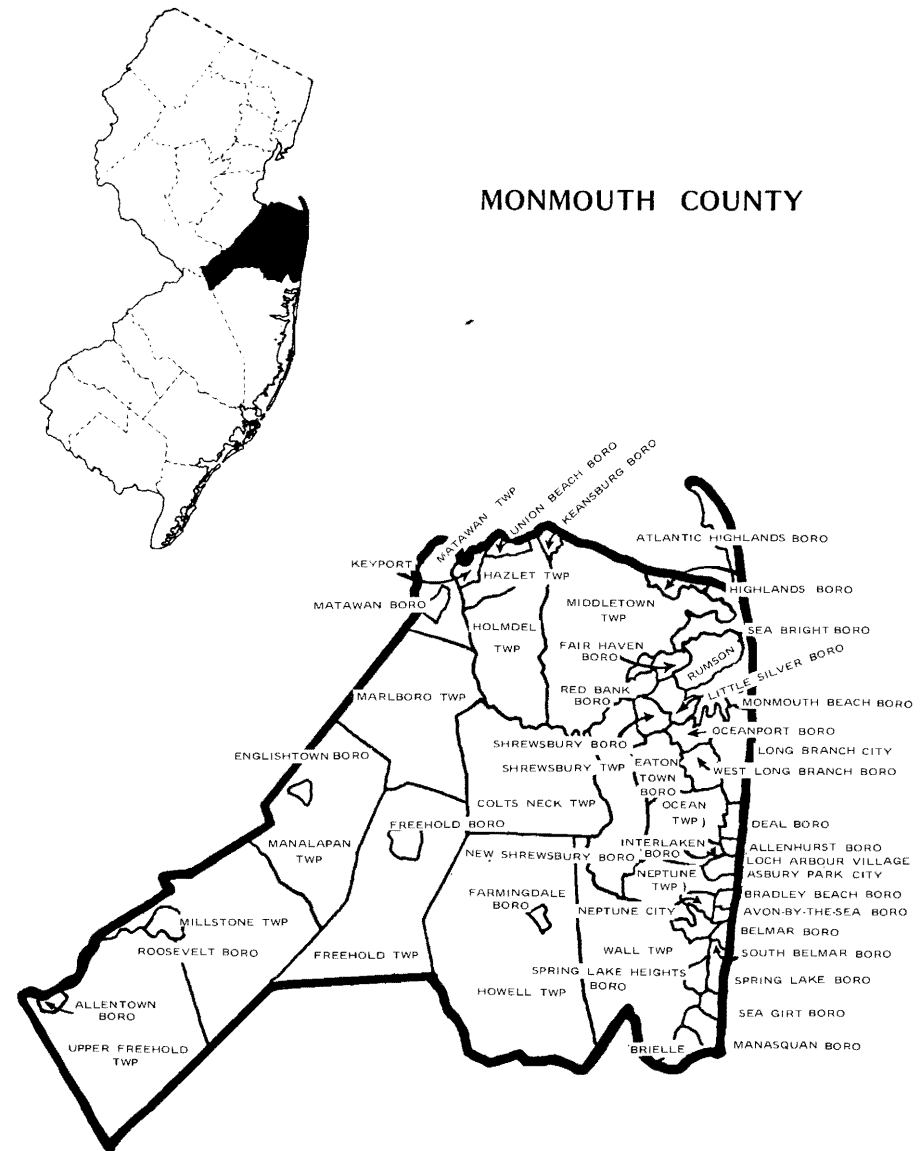
**Distribution of Ratables:**

Class	Line Items	Assessed Valuation	% of Valuation
Vacant Land	23,029	195,586,405	4.81
Residential	113,565	2,856,083,030	70.27
Farm	4,963	108,678,774	2.67
Commercial	7,364	544,935,123	13.41
Industrial	357	146,385,055	3.60
Apartments	1,578	213,106,884	5.24
<b>TOTAL</b>	<b>150,856</b>	<b>4,064,775,271</b>	<b>100.00</b>

**Bond Ratings:**

Moody's A-1

Standard & Poor's A



1400

Population 1970 385,145  
 Population 402,370  
 S & P Rating AA  
 Moody Rating AA  
 Land Area 470.24 Sq. Miles  
 Net Valuation Taxable 4,276,294,900  
 Net Valuation on Which County Taxes are apportioned: 5,609,404,927

## MORRIS COUNTY — Class 2

Form of Government:

Board of Chosen Freeholders

Number of Freeholders on Board — 7

## PER CAPITA:

Gross Debt 139.34  
 Net Debt 139.34  
 Debt Service 9.60  
 Total Tax Levy 58.34  
 County Functions: 74.06

## PER CENT:

Gross Debt 1.16  
 Net Debt 1.16

EXPENDITURES		EXPENDITURES (cont'd.)		REVENUES REALIZED	
<b>GENERAL GOVERNMENT</b>					
Governing Body and Public Boards	243,292.00	EDUCATION (excluding schools)		Property Taxes	23,475,641.41
County Clerk	487,227.00	County Superintendent of Schools	77,750.00	Collateral Inheritance Tax	130,880.48
Financial Administration	113,923.00	Vocational Schools	300,000.00	Financial Business Tax	28,804.93
Board of Taxation	67,230.00	County College		Franchise Tax	
Planning, Housing, Development	320,126.00	County Extension Services	94,265.00	Bank Stock Tax	247,620.59
Human Resources	196,600.00	Libraries		Other Miscellaneous Taxes	
Elections	411,842.00	Other Educational Services	76,500.00	State Aid Revenues	857,890.57
General Administration	2,575,368.00	<b>STATUTORY EXPENDITURES</b>		Federal Aid Revenues	311,014.00
<b>JUDICIARY</b>		Pensions and F.I.C.A.	1,028,252.25	State and Local Fiscal Assistance Act Utilized	2,234,838.00
Superior Court-Law Division		Employee Fringe Benefits	340,000.00	Institutional Revenues	2,070,527.46
County Courts	586,590.00	Other Statutory Expenditures		Courts	81,958.40
County District Courts	102,985.00			County Clerk & Register	955,289.64
Juvenile and Domestic Relations Courts	155,571.00	<b>COUNTY FUNCTIONS TOTAL</b>	25,458,146.45	Surrogate	91,866.60
Jury Commission and Jurors' Fees	136,610.00	<b>CAPITAL IMPROVEMENTS *MEMO</b>	2,384,838.00	Sheriff	98,714.53
Law Library	25,375.00	<b>DEBT SERVICE</b>		Other Miscellaneous Revenues	2,037,100.19
Prosecutor's Office	634,737.75	Principal Payments	2,022,000.00	Other Revenues, Revenue Sharing, Tax Effort	
Surrogate's Office	158,271.45	Interest Payments	1,842,598.55	<b>TOTAL</b>	32,622,146.80
Probation Office	638,632.00	<b>DEFERRED CHARGES</b>	61,900.00	Prior Years Surplus Appropriated	2,500,000.00
County Clerk (Judicial Functions)	3,160.00	RESERVE FOR UNCOLLECTED TAXES		<b>REVENUES TOTAL</b>	35,122,146.80
Sheriff's Office (Judicial Functions)	15,000.00	EMERGENCY EMPLOYMENT ACT	416,116.00		
Other Judicial		<b>EXPENDITURES TOTAL</b>	29,800,761.00	<b>CURRENT FINANCES DECEMBER 31,</b>	
<b>PUBLIC SAFETY</b>				<b>ASSETS</b>	
County Police		<b>CAPITAL DEBT AUTHORIZED, DECEMBER 31,</b>		Cash Dec. 31,	8,437,393.47
Sheriff's Office	395,325.00	<b>ISSUED AND UNISSUED GROSS DEBT</b>		Taxes Receivable	110,429.51
Civil Defense and Disaster Control	63,010.00	School		Emergencies and Other Deferred Charges	7,614.00
Environmental Inspection and Control		Self-liquidating		State Aid Receivable	191,000.00
Weights and Measures	77,380.00	Other	56,067,803	Other Receivable	17,000.00
Correctional and Penal	644,288.00	<b>Total</b>	56,067,803	<b>TOTAL</b>	8,763,436.98
Other Public Safety	88,698.00			<b>LIABILITIES RESERVES, AND SURPLUS</b>	
<b>PUBLIC WORKS</b>		<b>ISSUED AND OUTSTANDING</b>		Cash Liabilities	3,703,866.82
Roads and Bridges, Streets, Drainage	38,400.00	School		Reserves For Receivables	127,429.51
State Aid Motor Vehicle Fund	463,400.00	Self-liquidating		Surplus Dec. 31,	4,932,140.65
County Funds	3,296,605.00	Other		<b>TOTAL</b>	8,763,436.98
Other Roads and Bridges		<b>Total</b>	45,441,833.00		
Public Buildings and Grounds	1,170,447.00	Equalized Valuation Basis			
Other Public Works	445,545.00	for Net Debt Computation	4,842,948,076.33		
<b>HEALTH AND WELFARE</b>		<b>CAPITAL OUTLAY TOTAL</b>	5,941,684.85		
County Health Department	57,630.00				
Mental Health Activities	1,314,675.00	Public Enterprises			
Tubercular Patient Care	128,152.00	Recreation—Culture	1,736,387.88		
County Hospitals, Homes	3,391,000.00	Public Works	574,162.26		
County Aid to Hospitals	600,000.00	Buildings and Grounds	1,831,134.71		
Health Clinics	22,000.00	Library and Education	1,800,000.00		
Mosquito Extermination	619,050.00	Conservation			
Health Services Except Environmental	800,000.00	All Other			
County Welfare Board	1,002,171.00				
Child Welfare	270,000.00				
Other Welfare Services	49,650.00				
<b>RECREATION AND CONSERVATION</b>					
Parks, Playgrounds, Shade Trees	1,686,413.00				
Land Reclamation and Conservation					
Other Recreational Services					

COUNTY MORRIS

COUNTY SEAT MORRISTOWN

Form of Government: Board of Chosen Freeholders 7 Members

Number of Constituent Municipalities 39

Population Census 1970 385,145

Population Estimated 1973 402,370

Land Area – Square Miles 470.24

Net Valuation on which County Taxes are Apportioned \$5,609,404,927

Tax Rate per \$100 0.421

Tax Levy 23,475,641

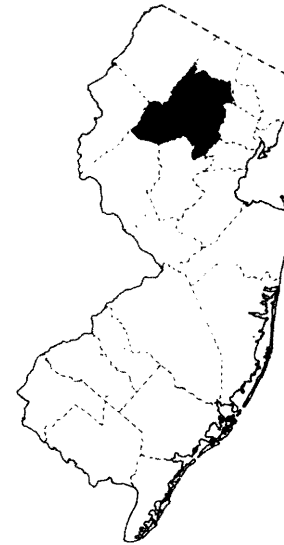
**Distribution of Ratables:**

Class	Line Items	Assessed Valuation	% of Valuation
Vacant Land	20,994	299,714,971	7.15
Residential	94,412	2,823,498,916	67.29
Farm	1,410	42,802,997	1.02
Commercial	4,345	459,126,941	10.94
Industrial	641	380,758,363	9.07
Apartments	247	190,018,430	4.53
<b>TOTAL</b>	<b>122,049</b>	<b>4,195,920,618</b>	<b>100.00</b>

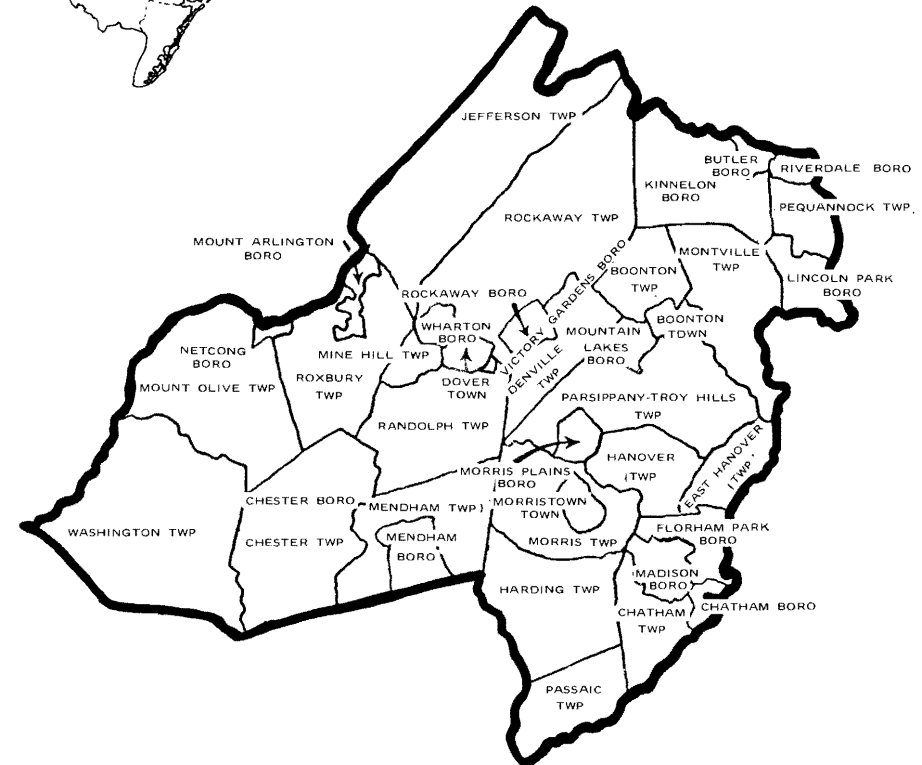
**Bond Ratings:**

Moody's Aa

Standard & Poor's AA



**MORRIS COUNTY**



1500  
 Population 1970 210,760  
 Population 243,165  
 S & P Rating  
 Moody Rating A-1  
 Land Area 637.09 Sq. Miles

Net Valuation Taxable  
 3,058,673,330  
 Net Valuation on Which County Taxes  
 are apportioned:  
 3,296,215,044

OCEAN COUNTY — Class 5  
 Form of Government:  
 Board of Chosen Freeholders  
 Number of Freeholders on Board — 5

PER CAPITA:  
 Gross Debt 49.10  
 Net Debt 41.84  
 Debt Service .34  
 Total Tax Levy 65.82  
 County Functions: 96.08

PER CENT:  
 Gross Debt .39  
 Net Debt .33

EXPENDITURES		EXPENDITURES (cont'd.)		REVENUES REALIZED	
<b>GENERAL GOVERNMENT</b>		<b>EDUCATION (excluding schools)</b>		<b>Property Taxes</b>	<b>16,004,217.26</b>
Governing Body and Public Boards	56,000.00	County Superintendent of Schools	57,500.00	Collateral Inheritance Tax	109,090.61
County Clerk	315,000.00	Vocational Schools	1,020,000.00	Financial Business Tax	9,810.99
Financial Administration	80,500.00	County College	1,311,318.00	Franchise Tax	
Board of Taxation	68,500.00	County Extension Services	76,200.00	Bank Stock Tax	184,224.65
Planning, Housing, Development	117,500.00	Libraries		Other Miscellaneous Taxes	
Human Resources	175,516.17	Other Educational Services	32,000.00	State Aid Revenues	1,799,740.40
Elections	389,000.00	<b>STATUTORY EXPENDITURES</b>		Federal Aid Revenues	621,265.00
General Administration	1,104,675.48	Pensions and F.I.C.A.	750,000.00	State and Local Fiscal Assistance Act Utilized	2,880,982.94
<b>JUDICIARY</b>		Employee Fringe Benefits	250,000.00	Institutional Revenues	163,876.74
Superior Court-Law Division	15,000.00	Other Statutory Expenditures		Courts	119,015.10
County Courts	371,524.52			County Clerk & Register	1,079,007.70
County District Courts	102,192.55	<b>COUNTY FUNCTIONS TOTAL</b>	<b>20,622,066.00</b>	Surrogate	73,835.20
Juvenile and Domestic Relations Courts		<b>CAPITAL IMPROVEMENTS *MEMO</b>	<b>4,179,584.44</b>	Sheriff	88,463.60
Jury Commission and Jurors' Fees	205,500.00	<b>DEBT SERVICE</b>		Other Miscellaneous Revenues	826,756.07
Law Library	5,000.00	Principal Payments		Other Revenues, Revenue Sharing, Tax Effort	195,644.50
Prosecutor's Office	549,854.00	Interest Payments	82,741.25	<b>TOTAL</b>	<b>24,155,930.76</b>
Surrogate's Office	82,000.00			Prior Years Surplus Appropriated	970,000.00
Probation Office	287,558.97	<b>DEFERRED CHARGES</b>	<b>2,055,669.50</b>	<b>REVENUES TOTAL</b>	<b>25,125,930.76</b>
County Clerk (Judicial Functions)	248,000.00	RESERVE FOR UNCOLLECTED TAXES		<b>CURRENT FINANCES DECEMBER 31,</b>	
Sheriff's Office (Judicial Functions)	102,900.00	<b>EMERGENCY EMPLOYMENT ACT</b>	<b>602,000.00</b>	<b>ASSETS</b>	
Other Judicial	9,500.00	<b>EXPENDITURES TOTAL</b>	<b>23,362,476.75</b>	Cash Dec. 31,	5,612,728.85
<b>PUBLIC SAFETY</b>				Taxes Receivable	128,575.75
County Police	2,000.00	<b>CAPITAL DEBT AUTHORIZED, DECEMBER 31,</b>		Emergencies and Other Deferred Charges	375,099.25
Sheriff's Office	536,000.00	<b>ISSUED AND UNISSUED GROSS DEBT</b>	<b>NET DEBT</b>	State Aid Receivable	1,504,845.49
Civil Defense and Disaster Control	35,000.00	School		Other Receivable	4,596.67
Environmental Inspection and Control	25,000.00	Self-liquidating		<b>TOTAL</b>	<b>7,625,846.01</b>
Weights and Measures	31,000.00	Other	11,939,000		
Correctional and Penal	672,800.00	<b>Total</b>	<b>11,939,000</b>	<b>LIABILITIES RESERVES, AND SURPLUS</b>	
Other Public Safety				Cash Liabilities	5,401,633.81
<b>PUBLIC WORKS</b>		<b>ISSUED AND OUTSTANDING</b>		Reserves For Receivables	133,172.42
Roads and Bridges, Streets, Drainage	1,450,000.00	School		Surplus Dec. 31,	2,091,039.78
State Aid Motor Vehicle Fund	823,540.00	Self-liquidating		<b>TOTAL</b>	<b>7,625,846.01</b>
County Funds	2,538,000.00	Other	4,919,000.00		
Other Roads and Bridges	175,000.00	<b>Total</b>	<b>4,919,000.00</b>		
Public Buildings and Grounds	813,936.31	Equalized Valuation Basis for Net Debt Computation	3,072,178,638.33		
Other Public Works	244,000.00	<b>CAPITAL OUTLAY TOTAL</b>	<b>5,708,419.29</b>		
<b>HEALTH AND WELFARE</b>					
County Health Department	281,000.00	Public Enterprises			
Mental Health Activities	843,500.00	Recreation—Culture			
Tubercular Patient Care	46,000.00	Public Works	264,617.01		
County Hospitals, Homes		Buildings and Grounds	4,052,123.42		
County Aid to Hospitals	150,000.00	Library and Education	1,391,678.86		
Health Clinics	20,300.00	Conservation			
Mosquito Extermination	400,000.00	All Other			
Health Services Except Environmental	339,050.00				
County Welfare Board	1,774,000.00				
Child Welfare	205,000.00				
Other Welfare Services	221,200.00				
<b>RECREATION AND CONSERVATION</b>					
Parks, Playgrounds, Shade Trees	515,000.00				
Land Reclamation and Conservation	26,000.00				
Other Recreational Services	188,000.00				

COUNTY OCEAN

COUNTY SEAT TOMS RIVER

Form of Government: Board of Chosen Freeholders 5 Members

Number of Constituent Municipalities 33

Population Census 1970 210,760

Population Estimated 1973 243,165

Land Area — Square Miles 637.09

Net Valuation on which County Taxes are Apportioned \$3,296,215,044

Tax Rate per \$100 0.487

Tax Levy 16,004,217

**Distribution of Ratables:**

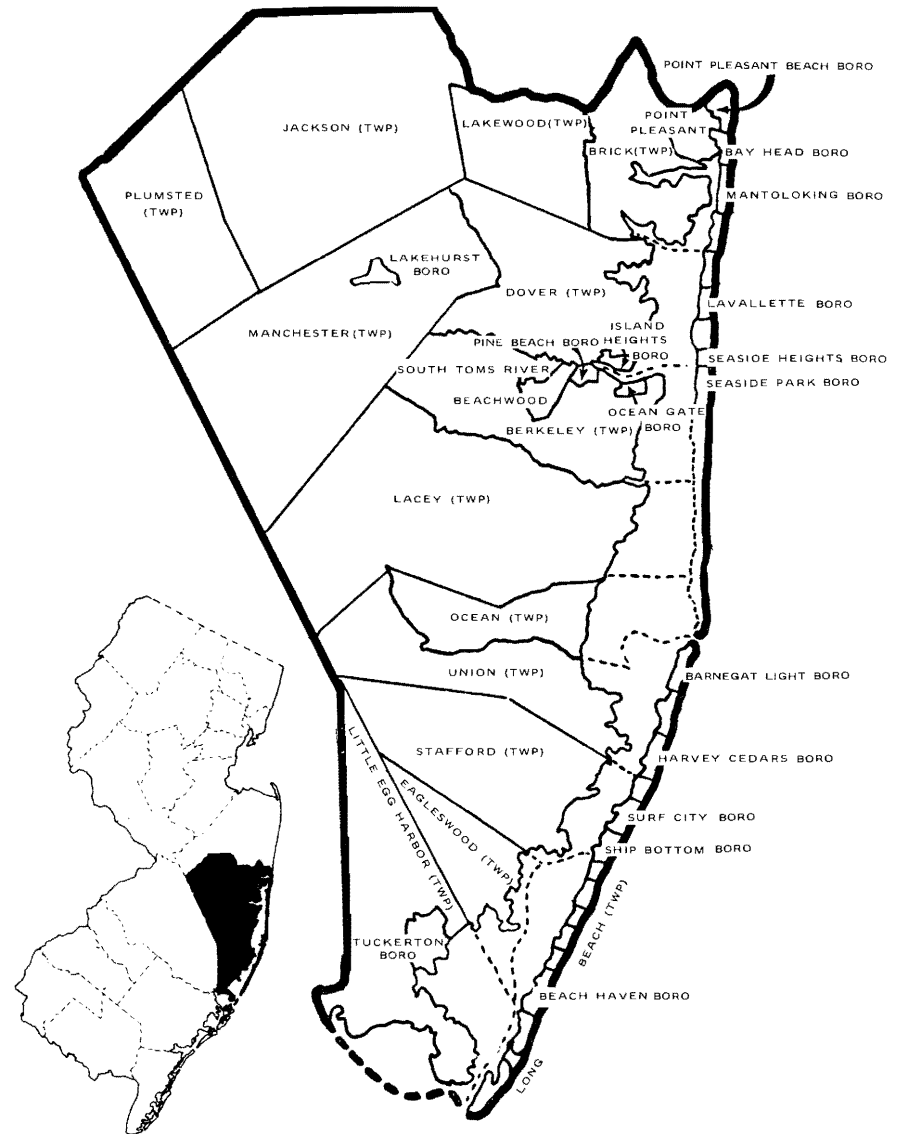
Class	Line Items	Assessed Valuation	% of Valuation
Vacant Land	78,855	334,669,024	11.12
Residential	107,047	2,206,743,004	73.33
Farm	859	18,939,480	0.63
Commercial	4,262	298,436,579	9.92
Industrial	150	33,996,550	1.13
Apartments	535	116,648,755	3.87
<b>TOTAL</b>	<b>191,708</b>	<b>3,009,433,392</b>	<b>100.00</b>

**Bond Ratings:**

Moody's ---

Standard & Poor's ---

**OCEAN COUNTY**



1600

Population 1970 461,540  
 Population 470,280  
 S & P Rating AA  
 Moody Rating AA  
 Land Area 192.01 Sq. Miles

Net Valuation Taxable 3,860,207,624  
 Net Valuation on Which County Taxes are apportioned: 4,557,540,771

PASSAIC COUNTY — Class 2  
 Form of Government:  
 Board of Chosen Freeholders  
 Number of Freeholders on Board 7

PER CAPITA:  
 Gross Debt 64.19  
 Net Debt 64.19  
 Debt Service 5.70  
 Total Tax Levy 60.60  
 County Functions: 80.34

PER CENT:  
 Gross Debt .72  
 Net Debt .72

EXPENDITURES		EXPENDITURES (cont'd.)		REVENUES REALIZED	
<b>GENERAL GOVERNMENT</b>		<b>EDUCATION (excluding schools)</b>		<b>Property Taxes</b>	<b>28,499,103.38</b>
Governing Body and Public Boards	168,736.00	County Superintendent of Schools	42,326.00	Collateral Inheritance Tax	135,087.77
County Clerk	482,546.00	Vocational Schools	1,311,739.00	Financial Business Tax	92,509.79
Financial Administration	209,379.00	County College	587,189.00	Franchise Tax	
Board of Taxation	118,148.00	County Extension Services	77,514.00	Bank Stock Tax	418,936.05
Planning, Housing, Development	60,942.50	Libraries		Other Miscellaneous Taxes	
Human Resources	112,849.00	Other Educational Services	90,000.00	State Aid Revenues	827,814.63
Elections	501,330.00	<b>STATUTORY EXPENDITURES</b>		Federal Aid Revenues	1,053,156.34
General Administration	1,217,354.00	Pensions and F.I.C.A.	1,966,500.00	State and Local Fiscal Assistance Act Utilized	5,005,896.00
<b>JUDICIARY</b>		Employee Fringe Benefits	616,250.00	Institutional Revenues	3,309,626.30
Superior Court-Law Division	221,035.00	Other Statutory Expenditures		Courts	253,126.17
County Courts	465,324.00	<b>COUNTY FUNCTIONS TOTAL</b>	<b>34,042,974.30</b>	County Clerk & Register	646,309.35
County District Courts	457,843.00	<b>CAPITAL IMPROVEMENTS *MEMO</b>	<b>800,600.00</b>	Surrogate	99,406.46
Juvenile and Domestic Relations Courts	275,121.00	<b>DEBT SERVICE</b>		Sheriff	118,146.43
Jury Commission and Jurors' Fees	362,391.00	Principal Payments	1,550,000.00	Other Miscellaneous Revenues	1,112,407.85
Law Library	70,089.00	Interest Payments	1,132,005.00	Other Revenues, Revenue Sharing, Tax Effort	8,488.00
Prosecutor's Office	826,934.00			<b>TOTAL</b>	<b>41,580,014.52</b>
Surrogate's Office	168,355.00	<b>DEFERRED CHARGES</b>	<b>87,837.22</b>	Prior Years Surplus Appropriated	
Probation Office	1,437,635.10	<b>RESERVE FOR UNCOLLECTED TAXES</b>		<b>REVENUES TOTAL</b>	<b>41,580,014.52</b>
County Clerk (Judicial Functions)	365,709.00	<b>EMERGENCY EMPLOYMENT ACT</b>	<b>969,067.59</b>	<b>CURRENT FINANCES DECEMBER 31,</b>	
Sheriff's Office (Judicial Functions)	574,255.00	<b>EXPENDITURES TOTAL</b>	<b>37,781,884.11</b>	<b>ASSETS</b>	
Other Judicial				Cash Dec. 31,	7,897,319.51
<b>PUBLIC SAFETY</b>		<b>CAPITAL DEBT AUTHORIZED, DECEMBER 31,</b>		Taxes Receivable	
County Police	374,962.82	<b>ISSUED AND UNISSUED GROSS DEBT</b>	<b>NET DEBT</b>	Emergencies and Other Deferred Charges	
Sheriff's Office	228,666.00	School		State Aid Receivable	349,271.71
Civil Defense and Disaster Control	48,100.00	Self-liquidating	30,188,940	Other Receivable	8,246,591.22
Environmental Inspection and Control		Other	30,188,940	<b>TOTAL</b>	
Weights and Measures	39,108.00	Total	30,188,940	<b>LIABILITIES RESERVES, AND SURPLUS</b>	
Correctional and Penal	1,782,618.00			Cash Liabilities	3,646,579.17
Other Public Safety	66,277.00	<b>ISSUED AND OUTSTANDING</b>		Reserves For Receivables	349,271.71
<b>PUBLIC WORKS</b>		School		Surplus Dec. 31,	4,250,740.34
Roads and Bridges, Streets, Drainage	760,000.00	Self-liquidating		<b>TOTAL</b>	<b>8,246,591.22</b>
State Aid Motor Vehicle Fund	300,620.00	Other	24,328,000.00		
County Funds	734,796.00	Total	24,328,000.00		
Other Roads and Bridges		Equalized Valuation Basis			
Public Buildings and Grounds	689,113.00	for Net Debt Computation	4,167,400,835.00		
Other Public Works		<b>CAPITAL OUTLAY TOTAL</b>	<b>2,682,307.13</b>		
<b>HEALTH AND WELFARE</b>		Public Enterprises			
County Health Department	89,085.00	Recreation—Culture	907,436.54		
Mental Health Activities	3,518,601.00	Public Works	500,243.11		
Tubercular Patient Care	69,415.00	Buildings and Grounds	874,627.48		
County Hospitals, Homes	5,086,519.00	Library and Education	400,000.00		
County Aid to Hospitals	1,000,000.00	Conservation			
Health Clinics		All Other			
Mosquito Extermination	309,053.00				
Health Services Except Environmental	10,000.00				
County Welfare Board	4,570,329.00				
Child Welfare	405,590.00				
Other Welfare Services	465,570.00				
<b>RECREATION AND CONSERVATION</b>					
Parks, Playgrounds, Shade Trees	294,285.00				
Land Reclamation and Conservation	12,772.88				
Other Recreational Services					

COUNTY PASSAIC

COUNTY SEAT PATERSON

Form of Government: Board of Chosen Freeholders 7 Members

Number of Constituent Municipalities 16

Population Census 1970 461,940

Population Estimated 1973 470,280

Land Area — Square Miles 192.01

Net Valuation on which County Taxes are Apportioned \$4,557,540,771

Tax Rate per \$100 0.630

Tax Levy 28,499,103

**Distribution of Ratables:**

Class	Line Items	Assessed Valuation	% of Valuation
Vacant Land	11,431	169,729,100	4.47
Residential	87,951	2,349,480,740	61.92
Farm	143	3,116,600	0.08
Commercial	7,368	609,244,950	16.06
Industrial	1,436	469,662,400	12.38
Apartments	1,144	193,206,756	5.09
<b>TOTAL</b>	<b>109,473</b>	<b>3,794,440,546</b>	<b>100.00</b>

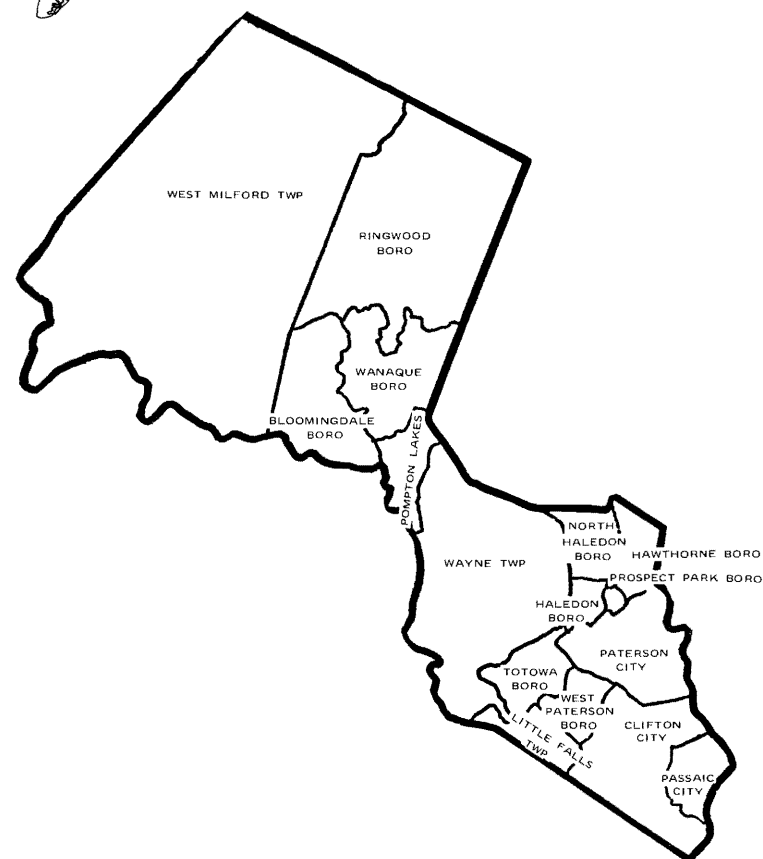
**Bond Ratings:**

Moody's Aa

Standard & Poor's AA



**PASSAIC COUNTY**



1700  
 Population 1970 60,500 Net Valuation Taxable  
 Population 63,540 363,797,118  
 S & P Rating Net Valuation on Which County Taxes  
 Moody Rating: are apportioned:  
 Land Area 346.56 Sq. Miles 479,849,049

SALEM COUNTY — Class 3  
 Form of Government:  
 Board of Chosen Freeholders  
 Number of Freeholders on Board — 7

PER CAPITA:  
 Gross Debt 39.96  
 Net Debt 25.41  
 Debt Service 1.56  
 Total Tax Levy 65.91  
 County Functions: 97.32  
 PER CENT:  
 Gross Debt .63  
 Net Debt .40

EXPENDITURES		EXPENDITURES (cont'd.)		REVENUES REALIZED	
GENERAL GOVERNMENT		EDUCATION (excluding schools)		Property Taxes	4,187,706.43
Governing Body and Public Boards	73,300.00	County Superintendent of Schools	32,000.00	Collateral Inheritance Tax	11,141.39
County Clerk	61,000.00	Vocational Schools	75,000.00	Financial Business Tax	
Financial Administration	58,115.00	County College	175,000.00	Franchise Tax	
Board of Taxation	25,500.00	County Extension Services	64,000.00	Bank Stock Tax	38,711.57
Planning, Housing, Development	112,718.00	Libraries		Other Miscellaneous Taxes	
Human Resources	100,083.00	Other Educational Services	66,400.00	State Aid Revenues	786,106.06
Elections	88,700.00	STATUTORY EXPENDITURES		Federal Aid Revenues	
General Administration	128,335.00	Pensions and F.I.C.A.	229,500.00	State and Local Fiscal Assistance Act Utilized	1,116,257.00
JUDICIARY		Employee Fringe Benefits	43,200.00	Institutional Revenues	418,232.51
Superior Court-Law Division	4,100.00	Other Statutory Expenditures		Courts	67,819.17
County Courts	76,775.00	COUNTY FUNCTIONS TOTAL	5,970,488.68	County Clerk & Register	81,166.30
County District Courts	29,300.00	CAPITAL IMPROVEMENTS *MEMO	995,257.00	Surrogate	17,500.63
Juvenile and Domestic Relations Courts	23,500.00	DEBT SERVICE		Sheriff	12,783.33
Jury Commission and Jurors' Fees	36,100.00	Principal Payments	75,000.00	Other Miscellaneous Revenues	180,905.70
Law Library	8,500.00	Interest Payments	24,315.00	Other Revenues, Revenue Sharing, Tax Effort	
Prosecutor's Office	113,500.00	DEFERRED CHARGES		TOTAL	6,918,330.09
Surrogate's Office	44,950.00	RESERVE FOR UNCOLLECTED TAXES		Prior Years Surplus Appropriated	300,000.00
Probation Office	164,000.00	EMERGENCY EMPLOYMENT ACT	114,000.00	REVENUES TOTAL	7,218,330.09
County Clerk (Judicial Functions)	25,205.00	EXPENDITURES TOTAL	6,183,803.68	CURRENT FINANCES DECEMBER 31,	
Sheriff's Office (Judicial Functions)	24,700.00	CAPITAL DEBT AUTHORIZED, DECEMBER 31,		ASSETS	
Other Judicial		ISSUED AND UNISSUED GROSS DEBT	NET DEBT	Cash Dec. 31,	836,861.63
PUBLIC SAFETY		School		Taxes Receivable	963.28
County Police	50,169.00	Self-liquidating		Emergencies and Other Deferred Charges	325,584.68
Sheriff's Office	55,600.00	Other	2,539,235	State Aid Receivable	411,750.76
Civil Defense and Disaster Control	37,600.00	Total	2,539,235	Other Receivable	200,000.00
Environmental Inspection and Control				TOTAL	1,775,160.35
Weights and Measures	20,650.00	ISSUED AND OUTSTANDING		LIABILITIES RESERVES, AND SURPLUS	
Correctional and Penal	231,050.00	School		Cash Liabilities	844,968.84
Other Public Safety		Self-liquidating		Reserves For Receivables	200,963.28
PUBLIC WORKS		Other		Surplus Dec. 31,	729,228.23
Roads and Bridges, Streets, Drainage		Total	888,500.00	TOTAL	1,775,160.35
State Aid Motor Vehicle Fund	331,000.00	Equalized Valuation Basis			
County Funds	1,025,338.68	for Net Debt Computation	401,764,470.67		
Other Roads and Bridges		CAPITAL OUTLAY TOTAL	1,619,155.67		
Public Buildings and Grounds	146,500.00	Public Enterprises			
Other Public Works		Recreation—Culture			
HEALTH AND WELFARE		Public Works			
County Health Department	278,000.00	Buildings and Grounds	1,420,764.22		
Mental Health Activities	447,500.00	Library and Education	198,391.45		
Tubercular Patient Care	4,200.00	Conservation			
County Hospitals, Homes	471,700.00	All Other			
County Aid to Hospitals	115,000.00				
Health Clinics					
Mosquito Extermination	77,000.00				
Health Services Except Environmental	39,100.00				
County Welfare Board	643,500.00				
Child Welfare	54,600.00				
Other Welfare Services	56,900.00				
RECREATION AND CONSERVATION					
Parks, Playgrounds, Shade Trees	400.00				
Land Reclamation and Conservation	1,200.00				
Other Recreational Services					

COUNTY SALEM

COUNTY SEAT SALEM

Form of Government: Board of Chosen Freeholders 7 Members

Number of Constituent Municipalities 15

Population Census 1970 60,500

Population Estimated 1973 63,540

Land Area – Square Miles 346.56

Net Valuation on which County Taxes are Apportioned \$479,849,049

Tax Rate per \$100 0.876

Tax Levy 4,187,706

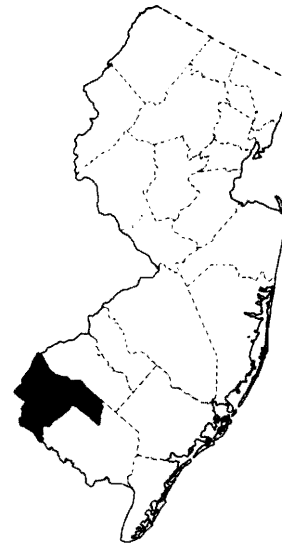
**Distribution of Ratables:**

Class	Line Items	Assessed Valuation	% of Valuation
Vacant Land	7,087	13,713,030	3.90
Residential	15,247	177,355,325	50.43
Farm	4,352	43,245,700	12.30
Commercial	1,088	41,806,918	11.89
Industrial	49	71,304,700	20.27
Apartments	34	4,273,800	1.21
<b>TOTAL</b>	<b>27,857</b>	<b>351,699,473</b>	<b>100.00</b>

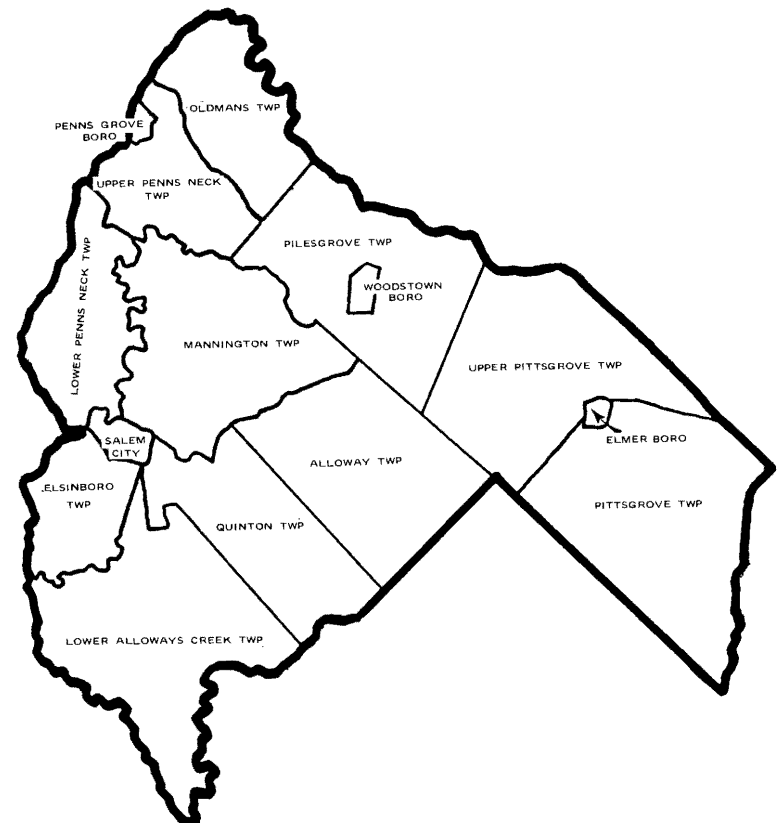
**Bond Ratings:**

Moody's ---

Standard & Poor's ---



**SALEM COUNTY**



1800

Population 1970 199,030  
 Population 205,125  
 S & P Rating AA  
 Moody Rating AA  
 Land Area 305.55 Sq. Miles

Net Valuation Taxable  
 1,079,899,105  
 Net Valuation on Which County Taxes  
 are apportioned:  
 2,586,694,224

## SOMERSET COUNTY — Class 3

Form of Government:

Board of Chosen Freeholders

Number of Freeholders on Board — 5

## PER CAPITA:

Gross Debt 175.78  
 Net Debt 156.40  
 Debt Service 7.34  
 Total Tax Levy 61.53  
 County Functions: 74.25

## PER CENT:

Gross Debt 1.48  
 Net Debt 1.32

EXPENDITURES		EXPENDITURES (cont'd.)		REVENUES REALIZED	
<b>GENERAL GOVERNMENT</b>		<b>EDUCATION (excluding schools)</b>		<b>Property Taxes</b>	<b>12,622,011.81</b>
Governing Body and Public Boards	40,500.00	County Superintendent of Schools	69,178.00	Collateral Inheritance Tax	71,992.26
County Clerk	180,626.00	Vocational Schools	1,222,109.80	Financial Business Tax	
Financial Administration	62,564.00	County College	1,133,892.00	Franchise Tax	
Board of Taxation	75,738.00	County Extension Services	82,672.00	Bank Stock Tax	142,470.56
Planning, Housing, Development	157,509.00	Libraries		Other Miscellaneous Taxes	
Human Resources	37,500.00	Other Educational Services	79,000.00	State Aid Revenues	578,608.32
Elections	307,441.00	<b>STATUTORY EXPENDITURES</b>		Federal Aid Revenues	800,866.00
General Administration	584,743.00	Pensions and F.I.C.A.	555,975.00	State and Local Fiscal Assistance Act Utilized	702,648.00
<b>JUDICIARY</b>		Employee Fringe Benefits	148,200.00	Institutional Revenues	167,297.87
Superior Court-Law Division	20,501.00	Other Statutory Expenditures		Courts	40,455.20
County Courts	282,660.00			County Clerk & Register	409,213.48
County District Courts	59,322.00	<b>COUNTY FUNCTIONS TOTAL</b>	<b>13,058,630.05</b>	Surrogate	139,875.21
Juvenile and Domestic Relations Courts		<b>CAPITAL IMPROVEMENTS *MEMO</b>	<b>700,000.00</b>	Sheriff	63,946.50
Jury Commission and Jurors' Fees	105,407.00	<b>DEBT SERVICE</b>		Other Miscellaneous Revenues	920,663.35
Law Library	14,250.00	Principal Payments	505,000.00	Other Revenues, Revenue Sharing, Tax Effort	
Prosecutor's Office	314,487.00	Interest Payments	1,001,241.00	<b>TOTAL</b>	<b>16,660,048.56</b>
Surrogate's Office	71,942.00	<b>DEFERRED CHARGES</b>	<b>143,932.57</b>	Prior Years Surplus Appropriated	1,338,100.00
Probation Office	512,115.00	<b>RESERVE FOR UNCOLLECTED TAXES</b>		<b>REVENUES TOTAL</b>	<b>17,998,148.56</b>
County Clerk (Judicial Functions)	74,367.00	<b>EMERGENCY EMPLOYMENT ACT</b>	<b>522,114.17</b>		
Sheriff's Office (Judicial Functions)	72,500.00	<b>EXPENDITURES TOTAL</b>	<b>15,230,917.79</b>	<b>CURRENT FINANCES DECEMBER 31,</b>	
Other Judicial				<b>ASSETS</b>	
<b>PUBLIC SAFETY</b>		<b>CAPITAL DEBT AUTHORIZED, DECEMBER 31,</b>		Cash Dec. 31,	5,221,404.06
County Police	40,500.00	<b>ISSUED AND UNISSUED GROSS DEBT</b>	<b>NET DEBT</b>	Taxes Receivable	42,918.78
Sheriff's Office	238,479.00	School		Emergencies and Other Deferred Charges	250,000.00
Civil Defense and Disaster Control	11,224.00	Self-liquidating		State Aid Receivable	302,575.92
Environmental Inspection and Control		Other	36,056,586	Other Receivable	229,527.59
Weights and Measures	49,043.64	Total	36,056,586	<b>TOTAL</b>	<b>6,046,426.35</b>
Correctional and Penal	414,153.00			<b>LIABILITIES RESERVES, AND SURPLUS</b>	
Other Public Safety				Cash Liabilities	2,502,855.19
<b>PUBLIC WORKS</b>		<b>ISSUED AND OUTSTANDING</b>		Reserves For Receivables	272,446.37
Roads and Bridges, Streets, Drainage	3,000.00	School		Surplus Dec. 31,	3,271,124.79
State Aid Motor Vehicle Fund	314,520.00	Self-liquidating		<b>TOTAL</b>	<b>6,046,426.35</b>
County Funds	541,058.00	Other	30,605,000.00		
Other Roads and Bridges		Total	30,605,000.00		
Public Buildings and Grounds	450,753.00	Equalized Valuation Basis			
Other Public Works	27,000.00	for Net Debt Computation	2,434,159,228.33		
<b>HEALTH AND WELFARE</b>		<b>CAPITAL OUTLAY TOTAL</b>	<b>6,924,759.13</b>		
County Health Department	43,650.00	Public Enterprises			
Mental Health Activities	1,418,654.00	Recreation—Culture	1,106,024.95		
Tubercular Patient Care	55,742.00	Public Works	1,693,882.68		
County Hospitals, Homes		Buildings and Grounds	232,124.52		
County Aid to Hospitals	123,000.00	Library and Education	3,892,726.98		
Health Clinics		Conservation			
Mosquito Extermination	139,580.00	All Other			
Health Services Except Environmental	62,000.00				
County Welfare Board	822,592.00				
Child Welfare	185,640.61				
Other Welfare Services	53,050.00				
<b>RECREATION AND CONSERVATION</b>					
Parks, Playgrounds, Shade Trees	848,052.00				
Land Reclamation and Conservation	510,300.00				
Other Recreational Services					

COUNTY SOMERSET

COUNTY SEAT SOMERVILLE

Form of Government: Board of Chosen Freeholders 5 Members

Number of Constituent Municipalities 21

Population Census 1970 199,030

Population Estimated 1973 205,125

Land Area – Square Miles 305.55

Net Valuation on which County Taxes are Apportioned \$2,586,694,224

Tax Rate per \$100 0.491

Tax Levy 12,622,012

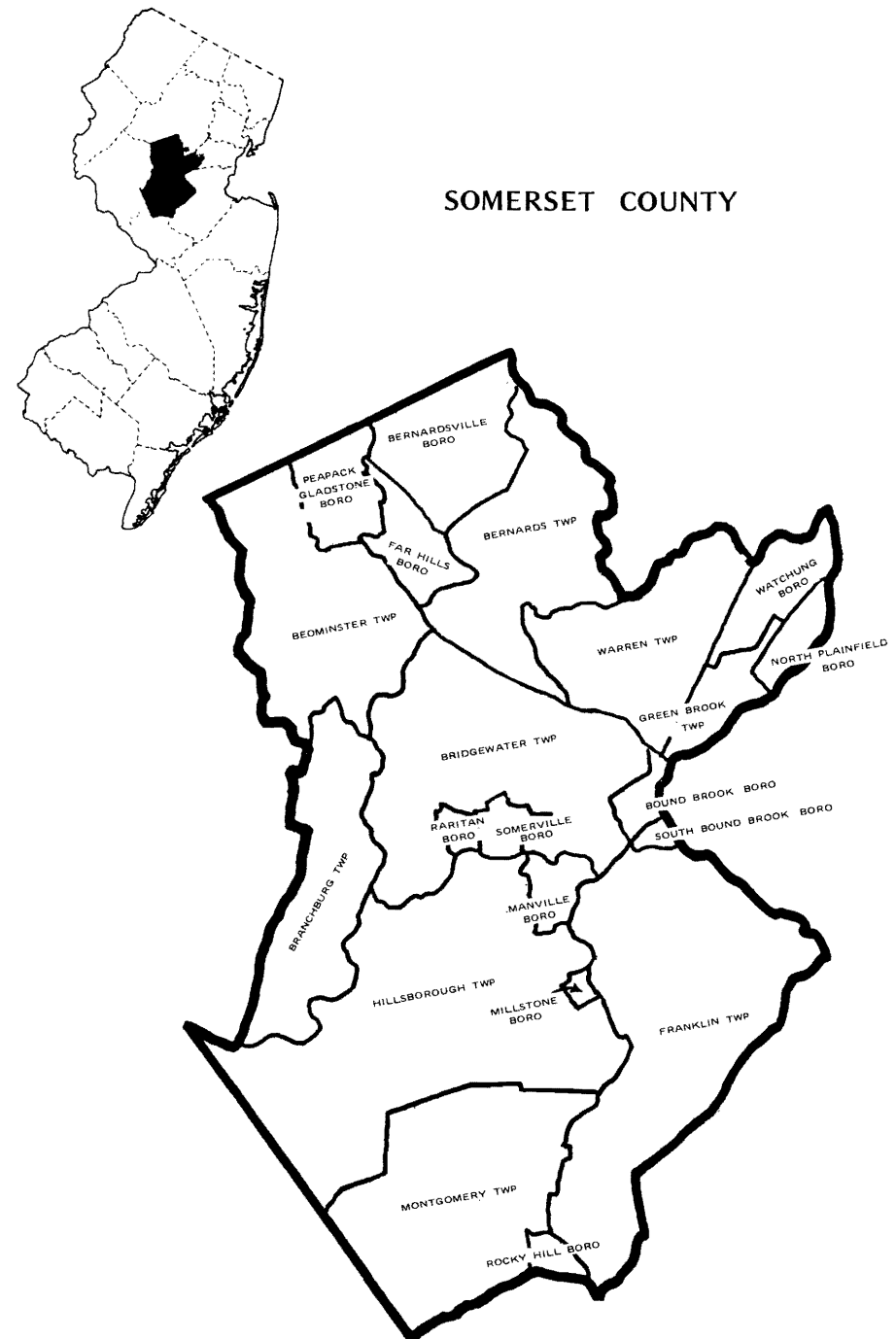
**Distribution of Ratables:**

Class	Line Items	Assessed Valuation	% of Valuation
Vacant Land	9,455	59,148,565	5.55
Residential	45,995	716,801,880	67.23
Farm	2,389	38,831,676	3.64
Commercial	2,338	128,942,423	12.10
Industrial	241	93,401,695	8.76
Apartments	154	29,029,400	2.72
<b>TOTAL</b>	<b>60,572</b>	<b>1,066,155,639</b>	<b>100.00</b>

**Bond Ratings:**

Moody's Aa

Standard & Poor's AA



1900

Population 1970 77,575 Net Valuation Taxable  
 Population 84,475 933,422,969  
 S & P Rating A Net Valuation on Which County Taxes  
 Moody Rating A are apportioned:  
 Land Area 526.55 Sq. Miles 1,060,740,909

## SUSSEX COUNTY — Class 3

Form of Government:

Board of Chosen Freeholders

Number of Freeholders on Board — 3

## PER CAPITA:

Gross Debt 60.36  
 Net Debt 51.51  
 Debt Service 4.87  
 Total Tax Levy 102.32  
 County Functions: 139.54

## PER CENT:

Gross Debt .51  
 Net Debt .44

EXPENDITURES		EXPENDITURES (cont'd.)		REVENUES REALIZED	
<b>GENERAL GOVERNMENT</b>		<b>EDUCATION (excluding schools)</b>		<b>Property Taxes</b>	<b>8,643,733.02</b>
Governing Body and Public Boards	61,760.65	County Superintendent of Schools	34,029.00	Collateral Inheritance Tax	
County Clerk	144,430.00	Vocational Schools	1,485,115.00	Financial Business Tax	
Financial Administration	50,452.29	County College		Franchise Tax	16,839.02
Board of Taxation	67,919.87	County Extension Services	58,015.00	Bank Stock Tax	65,115.22
Planning, Housing, Development	58,261.82	Libraries		Other Miscellaneous Taxes	
Human Resources	151,455.64	Other Educational Services	117,500.00	State Aid Revenues	762,810.19
Elections	52,401.74	<b>STATUTORY EXPENDITURES</b>		Federal Aid Revenues	150,000.00
General Administration	177,174.90	Pensions and F.I.C.A.	376,000.00	State and Local Fiscal Assistance Act Utilized	973,900.00
<b>JUDICIARY</b>		Employee Fringe Benefits	151,500.00	Institutional Revenues	523,485.03
Superior Court-Law Division	43,252.00	Other Statutory Expenditures		Courts	25,428.43
County Courts	45,851.92			County Clerk & Register	339,674.52
County District Courts	60,364.16	<b>COUNTY FUNCTIONS TOTAL</b>	<b>10,277,450.08</b>	Surrogate	19,694.60
Juvenile and Domestic Relations Courts	27,126.00	<b>CAPITAL IMPROVEMENTS *MEMO</b>	<b>1,273,400.00</b>	Sheriff	20,159.54
Jury Commission and Jurors' Fees	33,116.00	<b>DEBT SERVICE</b>		Other Miscellaneous Revenues	811,969.13
Law Library	4,200.00	Principal Payments	210,000.00	Other Revenues, Revenue Sharing, Tax Effort	
Prosecutor's Office	58,913.48	Interest Payments	201,018.00	<b>TOTAL</b>	<b>12,352,808.70</b>
Surrogate's Office	50,942.00			Prior Years Surplus Appropriated	1,000,000.00
Probation Office	140,450.00	<b>DEFERRED CHARGES</b>	<b>869,757.24</b>	<b>REVENUES TOTAL</b>	<b>13,352,808.70</b>
County Clerk (Judicial Functions)	31,792.11	<b>RESERVE FOR UNCOLLECTED TAXES</b>		<b>CURRENT FINANCES DECEMBER 31,</b>	
Sheriff's Office (Judicial Functions)	25,230.00	<b>EMERGENCY EMPLOYMENT ACT</b>	<b>229,000.00</b>	<b>ASSETS</b>	
Other Judicial		<b>EXPENDITURES TOTAL</b>	<b>11,787,225.32</b>	Cash Dec. 31,	4,195,122.83
<b>PUBLIC SAFETY</b>		<b>CAPITAL DEBT AUTHORIZED, DECEMBER 31,</b>		Taxes Receivable	225,034.61
County Police		<b>ISSUED AND UNISSUED GROSS DEBT</b>	<b>NET DEBT</b>	Emergencies and Other Deferred Charges	464,000.00
Sheriff's Office	39,845.00	School		State Aid Receivable	
Civil Defense and Disaster Control	47,058.52	Self-liquidating		Other Receivable	262,570.00
Environmental Inspection and Control		Other	5,098,560	<b>TOTAL</b>	<b>5,146,727.44</b>
Weights and Measures	54,868.00	<b>Total</b>	<b>5,098,560</b>	<b>LIABILITIES RESERVES, AND SURPLUS</b>	
Correctional and Penal	216,919.00			Cash Liabilities	2,025,727.29
Other Public Safety		<b>ISSUED AND OUTSTANDING</b>		Reserves For Receivables	487,604.61
<b>PUBLIC WORKS</b>		School		Surplus Dec. 31,	2,633,395.54
Roads and Bridges, Streets, Drainage	26,200.00	Self-liquidating		<b>TOTAL</b>	<b>5,146,727.44</b>
State Aid Motor Vehicle Fund	346,520.00	Other	3,643,000.00		
County Funds	2,759,355.00	<b>Total</b>	<b>3,643,000.00</b>		
Other Roads and Bridges	231,207.08	<b>Equalized Valuation Basis</b>			
Public Buildings and Grounds	252,000.00	<b>for Net Debt Computation</b>	<b>1,030,129,065.00</b>		
Other Public Works	56,000.00	<b>CAPITAL OUTLAY TOTAL</b>	<b>98,040.77</b>		
<b>HEALTH AND WELFARE</b>		<b>Public Enterprises</b>			
County Health Department	147,944.86	Recreation—Culture			
Mental Health Activities	361,500.00	Public Works	69,290.04		
Tubercular Patient Care	1,000.00	Buildings and Grounds	28,750.73		
County Hospitals, Homes	751,650.00	Library and Education			
County Aid to Hospitals	50,000.00	Conservation			
Health Clinics	10,000.00	All Other			
Mosquito Extermination	4,000.00				
Health Services Except Environmental	269,111.75				
County Welfare Board	564,385.97				
Child Welfare	341,000.00				
Other Welfare Services	34,165.58				
<b>RECREATION AND CONSERVATION</b>					
Parks, Playgrounds, Shade Trees	3,700.00				
Land Reclamation and Conservation	1,500.00				
Other Recreational Services	261.70				

COUNTY SUSSEX

COUNTY SEAT NEWTON

Form of Government: Board of Chosen Freeholders 3 Members

Number of Constituent Municipalities 24

Population Census 1970 77,975

Population Estimated 1973 84,475

Land Area — Square Miles 526.59

Net Valuation on which County Taxes are Apportioned \$1,060,740,909

Tax Rate per \$100 0.823

Tax Levy 8,643,733

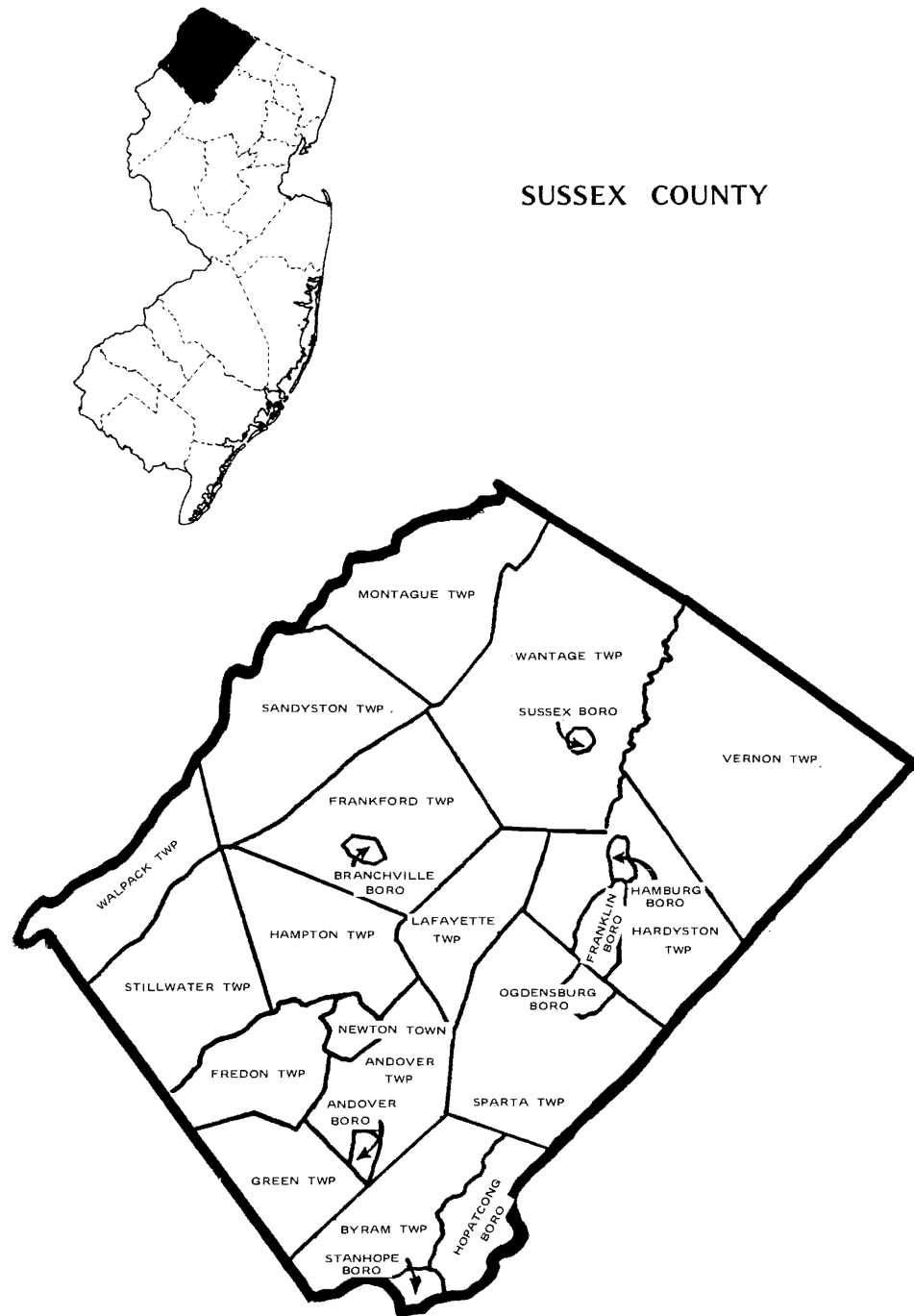
**Distribution of Ratables:**

Class	Line Items	Assessed Valuation	% of Valuation
Vacant Land	24,164	110,682,554	12.16
Residential	30,622	611,680,052	67.18
Farm	3,644	57,573,942	6.32
Commercial	1,513	104,578,157	11.48
Industrial	117	20,544,010	2.26
Apartments	49	5,431,835	0.60
<b>TOTAL</b>	<b>60,109</b>	<b>910,490,550</b>	<b>100.00</b>

**Bond Ratings:**

Moody's A

Standard & Poor's A



2000

Population 1970 544,050  
 Population 550,605  
 S & P Rating AA  
 Moody Rating AA  
 Land Area 102.53 Sq. Miles

Net Valuation Taxable  
 4,861,829,854  
 Net Valuation on Which County Taxes  
 are apportioned:  
 6,444,741,979

UNION COUNTY — Class 2  
 Form of Government:  
 Board of Chosen Freeholders  
 Number of Freeholders on Board — 9

PER CAPITA:  
 Gross Debt 53.50  
 Net Debt 49.91  
 Debt Service 5.20  
 Total Tax Levy 57.14  
 County Functions: 76.92

PER CENT:  
 Gross Debt .49  
 Net Debt .46

EXPENDITURES		EXPENDITURES (cont'd.)		REVENUES REALIZED	
<b>GENERAL GOVERNMENT</b>		<b>EDUCATION (excluding schools)</b>		<b>Property Taxes</b>	<b>31,459,374.37</b>
Governing Body and Public Boards	661,256.80	County Superintendent of Schools	60,350.00	Collateral Inheritance Tax	301,466.89
County Clerk	381,548.28	Vocational Schools	355,480.00	Financial Business Tax	109,984.20
Financial Administration	212,950.00	County College	1,359,510.00	Franchise Tax	
Board of Taxation	117,500.00	County Extension Services	90,350.00	Bank Stock Tax	319,167.01
Planning, Housing, Development	217,925.00	Libraries		Other Miscellaneous Taxes	
Human Resources	421,970.00	Other Educational Services	653,153.00	State Aid Revenues	1,650,838.52
Elections	681,635.50	<b>STATUTORY EXPENDITURES</b>		Federal Aid Revenues	457,659.00
General Administration	1,274,669.17	Pensions and F.I.C.A.	1,826,465.00	State and Local Fiscal Assistance Act Utilized	2,591,321.00
<b>JUDICIARY</b>		Employee Fringe Benefits	346,000.00	Institutional Revenues	2,308,102.33
Superior Court-Law Division	182,211.52	Other Statutory Expenditures		Courts	398,671.38
County Courts	444,600.00			County Clerk & Register	781,527.13
County District Courts	529,850.00	<b>COUNTY FUNCTIONS TOTAL</b>	<b>38,790,816.42</b>	Surrogate	139,575.25
Juvenile and Domestic Relations Courts	365,103.88	<b>CAPITAL IMPROVEMENTS *MEMO</b>	<b>1,222,271.00</b>	Sheriff	149,471.65
Jury Commission and Jurors' Fees	59,350.00	<b>DEBT SERVICE</b>		Other Miscellaneous Revenues	1,397,094.18
Law Library	17,640.00	Principal Payments	1,820,000.00	Other Revenues, Revenue Sharing, Tax Effort	2,789.62
Prosecutor's Office	2,202,725.00	Interest Payments	1,045,599.75	<b>TOTAL</b>	<b>42,067,042.53</b>
Surrogate's Office	182,750.00			Prior Years Surplus Appropriated	2,000,000.00
Probation Office	1,640,403.00	<b>DEFERRED CHARGES</b>	<b>332,908.38</b>	<b>REVENUES TOTAL</b>	<b>44,067,042.53</b>
County Clerk (Judicial Functions)	353,272.52	RESERVE FOR UNCOLLECTED TAXES		<b>CURRENT FINANCES DECEMBER 31,</b>	
Sheriff's Office (Judicial Functions)	1,200,350.00	EMERGENCY EMPLOYMENT ACT	<b>363,181.35</b>	<b>ASSETS</b>	
Other Judicial		<b>EXPENDITURES TOTAL</b>	<b>42,352,505.90</b>	Cash Dec. 31,	5,608,433.22
<b>PUBLIC SAFETY</b>		<b>CAPITAL DEBT AUTHORIZED, DECEMBER 31,</b>		Taxes Receivable	
County Police	271,014.79	<b>ISSUED AND UNISSUED GROSS DEBT</b>	<b>NET DEBT</b>	Emergencies and Other Deferred Charges	677,598.08
Sheriff's Office	268,900.00	School		State Aid Receivable	
Civil Defense and Disaster Control	54,900.00	Self-liquidating		Other Receivable	
Environmental Inspection and Control		Other	29,458,950	<b>TOTAL</b>	<b>6,286,031.30</b>
Weights and Measures	78,750.00	<b>Total</b>	<b>29,458,950</b>	<b>LIABILITIES RESERVES, AND SURPLUS</b>	
Correctional and Penal	1,700,818.29			Cash Liabilities	4,413,594.22
Other Public Safety	4,000.00	<b>ISSUED AND OUTSTANDING</b>		Reserves For Receivables	1,872,437.08
<b>PUBLIC WORKS</b>		School		Surplus Dec. 31,	6,286,031.30
Roads and Bridges, Streets, Drainage	10,900.00	Self-liquidating		<b>TOTAL</b>	
State Aid Motor Vehicle Fund	251,840.00	Other	26,073,500.00		
County Funds	917,300.00	<b>Total</b>	<b>26,073,500.00</b>		
Other Roads and Bridges		Equalized Valuation Basis			
Public Buildings and Grounds	2,199,500.00	for Net Debt Computation	<b>5,981,354,904.00</b>		
Other Public Works		<b>CAPITAL OUTLAY TOTAL</b>	<b>2,500,484.17</b>		
<b>HEALTH AND WELFARE</b>					
County Health Department	150,500.00	Public Enterprises			
Mental Health Activities	1,853,456.62	Recreation—Culture	82,103.04		
Tubercular Patient Care	80,540.00	Public Works	335,335.04		
County Hospitals, Homes	5,910,212.90	Buildings and Grounds	178,625.61		
County Aid to Hospitals	1,400,000.00	Library and Education	1,904,420.48		
Health Clinics		Conservation			
Mosquito Extermination	349,400.00	All Other			
Health Services Except Environmental	120,200.00				
County Welfare Board	2,777,000.00				
Child Welfare	2,083,953.35				
Other Welfare Services	15,145.00				
<b>RECREATION AND CONSERVATION</b>					
Parks, Playgrounds, Shade Trees	2,446,762.00				
Land Reclamation and Conservation	4,900.00				
Other Recreational Services					

COUNTY \_\_\_\_\_ UNION \_\_\_\_\_

COUNTY SEAT \_\_\_\_\_ ELIZABETH \_\_\_\_\_

Form of Government: Board of Chosen Freeholders 9 Members

Number of Constituent Municipalities 21

Population Census 1970 544,090

Population Estimated 1973 550,605

Land Area — Square Miles 102.93

Net Valuation on which County Taxes are Apportioned \$6,444,741,979

Tax Rate per \$100 0.489

Tax Levy 31,459,374

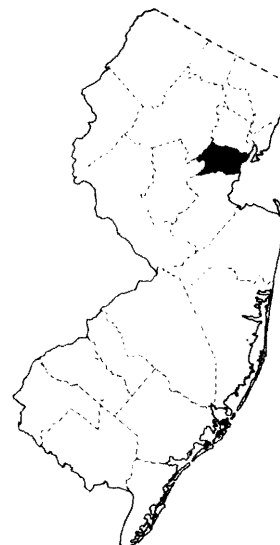
**Distribution of Ratables:**

Class	Line Items	Assessed Valuation	% of Valuation
Vacant Land	7,554	83,611,220	1.74
Residential	116,087	3,075,830,515	64.23
Farm	85	1,867,080	0.04
Commercial	7,483	603,246,545	12.60
Industrial	1,617	756,492,595	15.80
Apartments	1,156	267,563,860	5.59
<b>TOTAL</b>	<b>133,982</b>	<b>4,788,611,815</b>	<b>100.00</b>

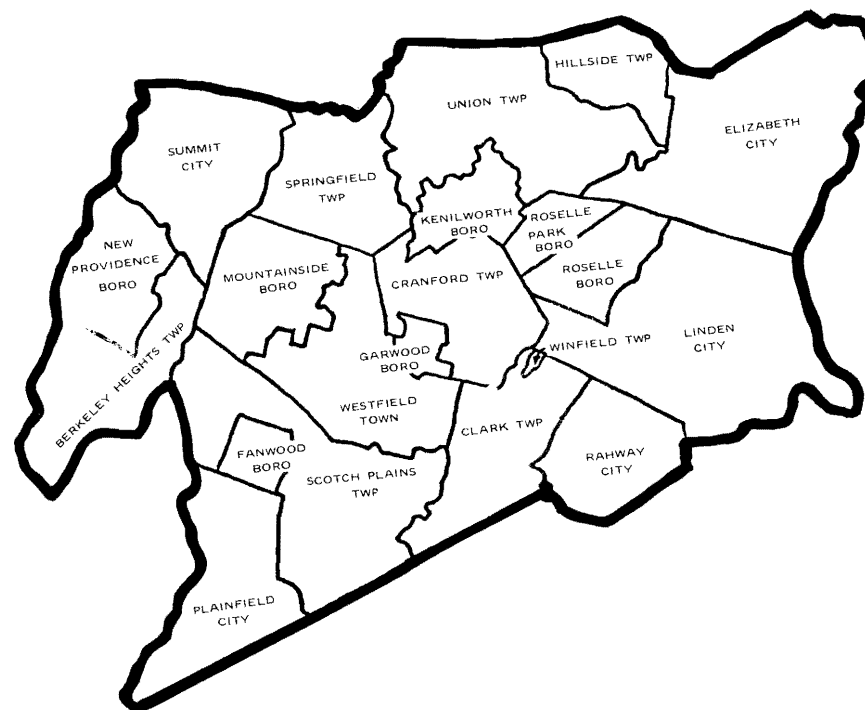
**Bond Ratings:**

Moody's Aa

Standard & Poor's AA



UNION COUNTY



2100

Population 1970 74,105  
 Population 77,055  
 S & P Rating  
 Moody Rating AA  
 Land Area 361.55 Sq. Miles

Net Valuation Taxable 639,719,701  
 Net Valuation on Which County Taxes are apportioned: 723,383,756

WARREN COUNTY — Class 3  
 Form of Government:  
 Board of Chosen Freeholders  
 Number of Freeholders on Board — 3

PER CAPITA:  
 Gross Debt 42.44  
 Net Debt 31.62  
 Debt Service 4.12  
 Total Tax Levy 70.80  
 County Functions: 99.59

PER CENT:  
 Gross Debt .49  
 Net Debt .36

EXPENDITURES		EXPENDITURES (cont'd.)		REVENUES REALIZED	
<b>GENERAL GOVERNMENT</b>		<b>EDUCATION (excluding schools)</b>		<b>Property Taxes</b>	<b>5,458,435.55</b>
Governing Body and Public Boards	107,900.00	County Superintendent of Schools	20,650.00	Collateral Inheritance Tax	
County Clerk	70,700.00	Vocational Schools	292,500.00	Financial Business Tax	
Financial Administration	17,214.00	County College		Franchise Tax	
Board of Taxation	41,000.00	County Extension Services	64,600.00	Bank Stock Tax	50,864.83
Planning, Housing, Development	68,250.00	Libraries		Other Miscellaneous Taxes	
Human Resources	6,500.00	Other Educational Services	67,725.00	State Aid Revenues	384,860.35
Elections	80,500.00	<b>STATUTORY EXPENDITURES</b>		Federal Aid Revenues	211,000.00
General Administration	59,719.00	Pensions and F.I.C.A.	340,000.00	State and Local Fiscal Assistance Act Utilized	917,986.00
<b>JUDICIARY</b>		Employee Fringe Benefits	117,000.00	Institutional Revenues	771,462.95
Superior Court-Law Division		Other Statutory Expenditures		Courts	27,758.35
County Courts	157,200.00			County Clerk & Register	170,262.95
County District Courts	30,300.00	<b>COUNTY FUNCTIONS TOTAL</b>	<b>7,022,782.74</b>	Surrogate	19,655.06
Juvenile and Domestic Relations Courts		<b>CAPITAL IMPROVEMENTS *MEMO</b>	<b>1,317,986.00</b>	Sheriff	13,505.95
Jury Commission and Jurors' Fees	31,000.00	<b>DEBT SERVICE</b>		Other Miscellaneous Revenues	372,784.64
Law Library	8,394.00	Principal Payments	225,000.00	Other Revenues, Revenue Sharing, Tax Effort	62,779.61
Prosecutor's Office	84,900.00	Interest Payments	92,552.50	<b>TOTAL</b>	<b>8,461,356.24</b>
Surrogate's Office	46,300.00			Prior Years Surplus Appropriated	1,000,000.00
Probation Office	160,900.00	<b>DEFERRED CHARGES</b>	<b>122,579.60</b>	<b>REVENUES TOTAL</b>	<b>9,461,356.24</b>
County Clerk (Judicial Functions)	42,200.00	<b>RESERVE FOR UNCOLLECTED TAXES</b>	<b>3,817.67</b>		
Sheriff's Office (Judicial Functions)	16,850.00	<b>EMERGENCY EMPLOYMENT ACT</b>	<b>211,000.00</b>	<b>CURRENT FINANCES DECEMBER 31,</b>	
Other Judicial		<b>EXPENDITURES TOTAL</b>	<b>7,677,732.51</b>	<b>ASSETS</b>	
<b>PUBLIC SAFETY</b>				Cash Dec. 31,	2,857,003.33
County Police		<b>CAPITAL DEBT AUTHORIZED, DECEMBER 31,</b>		Taxes Receivable	3,093.56
Sheriff's Office	33,700.00	<b>ISSUED AND UNISSUED GROSS DEBT</b>	<b>NET DEBT</b>	Emergencies and Other Deferred Charges	9,225.00
Civil Defense and Disaster Control	12,200.00	School		State Aid Receivable	
Environmental Inspection and Control		Self-liquidating		Other Receivable	304,160.20
Weights and Measures	36,850.00	Other	3,271,536	<b>TOTAL</b>	<b>3,173,482.09</b>
Correctional and Penal	193,163.00	Total	3,271,536	<b>LIABILITIES RESERVES, AND SURPLUS</b>	
Other Public Safety				Cash Liabilities	1,199,865.77
<b>PUBLIC WORKS</b>		<b>ISSUED AND OUTSTANDING</b>		Reserves For Receivables	307,253.76
Roads and Bridges, Streets, Drainage	6,525.00	School		Surplus Dec. 31,	1,666,362.56
State Aid Motor Vehicle Fund	390,238.01	Self-liquidating		<b>TOTAL</b>	<b>3,173,482.09</b>
County Funds	1,374,887.83	Other			
Other Roads and Bridges		Total	2,140,000.00		
Public Buildings and Grounds	256,000.00	Equalized Valuation Basis for Net Debt Computation	673,482,523.67		
Other Public Works	8,000.00	<b>CAPITAL OUTLAY TOTAL</b>	<b>1,935,309.59</b>		
<b>HEALTH AND WELFARE</b>		Public Enterprises			
County Health Department	172,400.00	Recreation—Culture			
Mental Health Activities	831,450.00	Public Works	689,363.97		
Tubercular Patient Care	1,000.00	Buildings and Grounds	327,959.62		
County Hospitals, Homes	747,850.00	Library and Education			
County Aid to Hospitals	87,500.00	Conservation			
Health Clinics	23,500.00	All Other	917,986.00		
Mosquito Extermination	20,000.00				
Health Services Except Environmental	270,000.00				
County Welfare Board	433,116.90				
Child Welfare	93,100.00				
Other Welfare Services	45,300.00				
<b>RECREATION AND CONSERVATION</b>					
Parks, Playgrounds, Shade Trees	1,500.00				
Land Reclamation and Conservation	8,200.00				
Other Recreational Services					

COUNTY WARREN

COUNTY SEAT BELVIDERE

Form of Government: Board of Chosen Freeholders 3 Members

Number of Constituent Municipalities 23

Population Census 1970 74,105

Population Estimated 1973 77,095

Land Area — Square Miles 361.55

Net Valuation on which County Taxes are Apportioned \$723,383,756

Tax Rate per \$100 0.764

Tax Levy 5,458,436

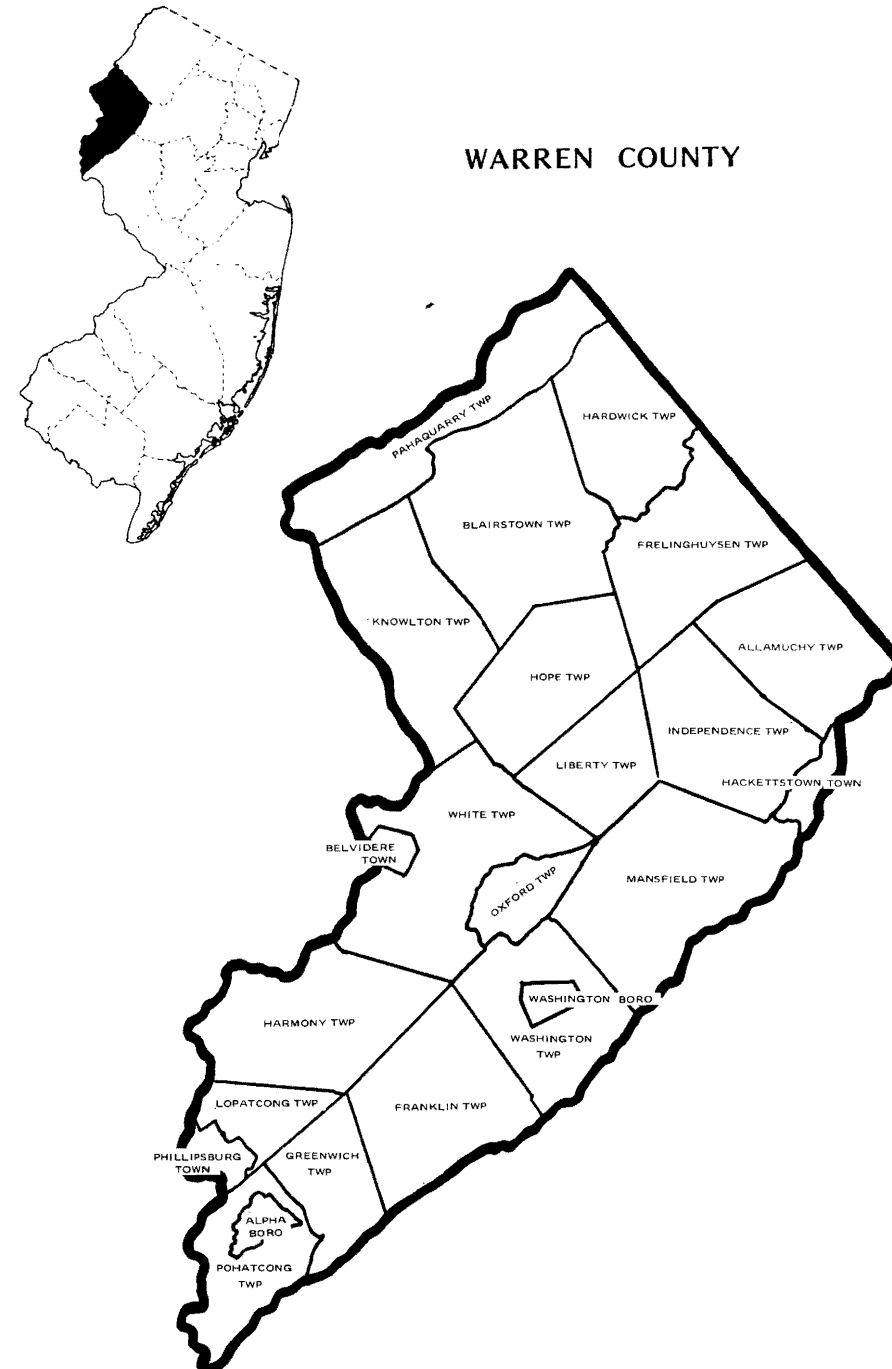
**Distribution of Ratables:**

Class	Line Items	Assessed Valuation	% of Valuation
Vacant Land	5,924	34,674,048	5.43
Residential	19,414	370,806,039	59.13
Farm	3,252	55,008,060	8.77
Commercial	1,561	77,914,098	12.43
Industrial	183	69,936,079	11.15
Apartments	72	19,354,935	3.09
<b>TOTAL</b>	<b>30,406</b>	<b>627,093,259</b>	<b>100.00</b>

**Bond Ratings:**

Moody's Aa

Standard & Poor's --



# SUMMARY OF COUNTY UNITS

Form of Government: Boards of Chosen Freeholders\_\_\_\_\_

Number of County Units — 21

Number of Constituent Municipalities\_\_\_\_\_567

Population Census 1970\_\_\_\_\_7,192,805

Population Estimated 1973\_\_\_\_\_7,396,330

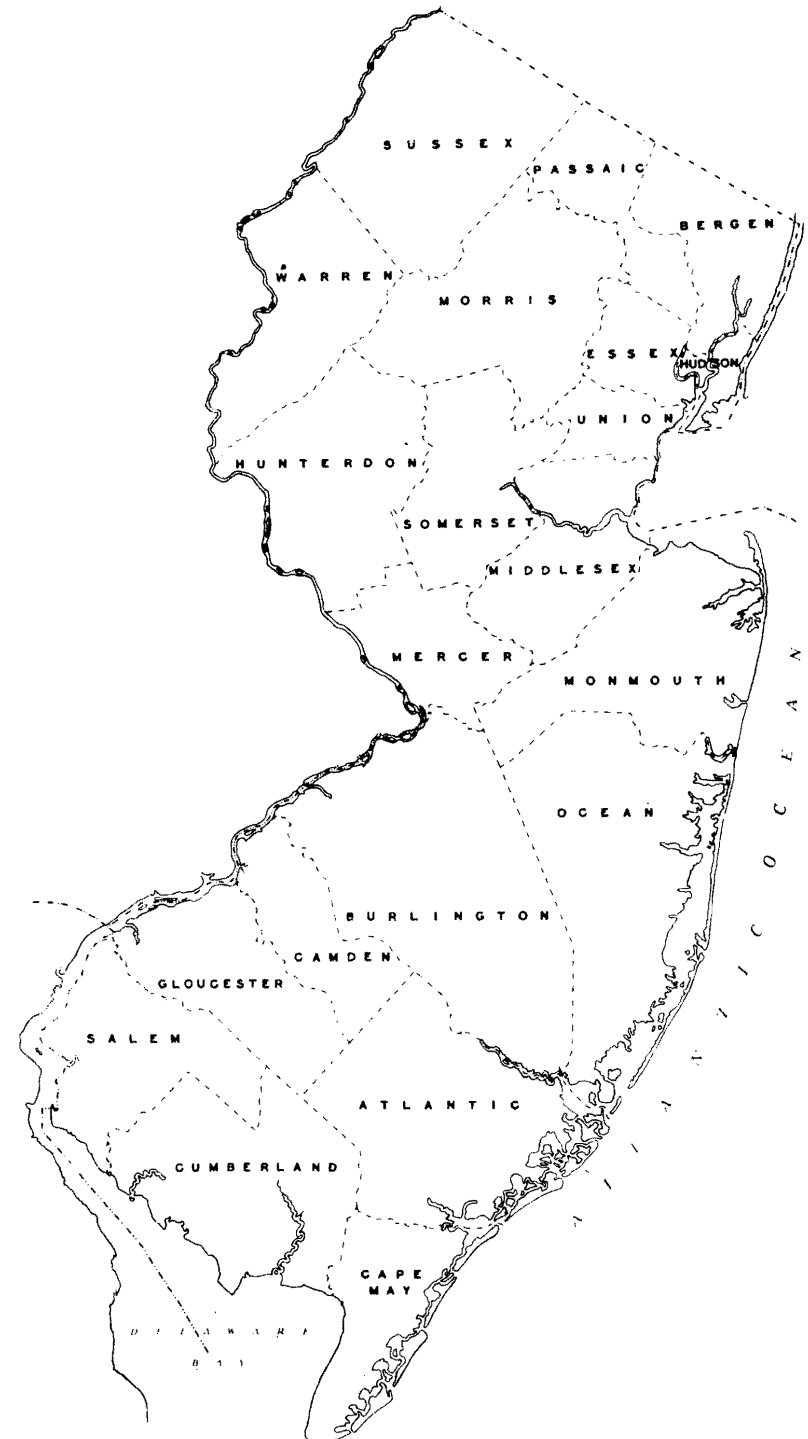
Land Area — Square Miles\_\_\_\_\_7,489.20

Net Valuation on which County Taxes are Apportioned\$74,752,721,637.

County Taxes Apportioned\_\_\_\_\_499,788,220.

## Distribution of Ratables:

Class	Line Items	Assessed Valuation	% of Valuations
Vacant Land	386,153	2,735,843,547	4.66
Residential	1,590,497	36,918,976,763	62.87
Farm	48,525	879,423,450	1.50
Commercial	109,966	8,310,420,820	14.15
Industrial	17,311	6,268,327,772	10.67
Apartments	20,589	3,614,233,111	6.15
<b>TOTAL</b>	<b>2,173,041</b>	<b>58,727,225,463</b>	<b>100.00</b>



## STATE SUMMARIES

SUMMARY  
COUNTY DATA SHEETS

EXPENDITURES		EXPENDITURES (cont'd.)		REVENUES REALIZED	
<b>GENERAL GOVERNMENT</b>		<b>EDUCATION (excluding schools)</b>		<b>Property Taxes</b>	
Governing Body and Public Boards	4,114,755.32	County Superintendent of Schools	1,227,330.62	Collateral Inheritance Tax	499,788,220.25
County Clerk	7,024,658.60	Vocational Schools	23,561,025.30	Financial Business Tax	3,097,139.72
Financial Administration	4,234,707.81	County College	23,491,012.60	Franchise Tax	1,344,147.35
Board of Taxation	1,652,115.61	County Extension Services	1,545,594.51	Bank Stock Tax	887,339.42
Planning, Housing, Development	3,690,287.39	Libraries	145,600.00	Other Miscellaneous Taxes	5,198,833.36
Human Resources	3,512,069.33	Other Educational Services	3,423,560.78	State Aid Revenues	40,376,666.46
Elections	9,793,530.75	<b>STATUTORY EXPENDITURES</b>		Federal Aid Revenues	19,856,546.10
General Administration	20,154,784.18	Pensions and F.I.C.A.	33,514,317.38	State and Local Fiscal Assistance Act Utilized	58,519,860.72
<b>JUDICIARY</b>		Employee Fringe Benefits	8,110,465.09	Institutional Revenues	48,195,501.42
Superior Court-Law Division	3,330,727.64	Other Statutory Expenditures		Courts	4,095,093.22
County Courts	8,842,138.20			County Clerk & Register	13,264,476.47
County District Courts	5,120,959.52	<b>COUNTY FUNCTIONS TOTAL</b>	628,355,143.08	Surrogate	1,988,040.99
Juvenile and Domestic Relations Courts	2,528,575.78	<b>CAPITAL IMPROVEMENTS *MEMO</b>	37,550,894.06	Sheriff	2,363,919.66
Jury Commission and Jurors' Fees	2,598,093.50	<b>DEBT SERVICE</b>		Other Miscellaneous Revenues	29,667,928.50
Law Library	378,737.00	Principal Payments	27,315,000.00	Other Revenues, Revenue Sharing, Tax Effort	546,829.61
Prosecutor's Office	14,674,805.56	Interest Payments	19,809,406.89	<b>TOTAL</b>	729,190,543.25
Surrogate's Office	2,587,850.37			Prior Years Surplus Appropriated	32,782,625.65
Probation Office	15,993,890.05	<b>DEFERRED CHARGES</b>	7,465,865.57	<b>REVENUES TOTAL</b>	761,973,168.90
County Clerk (Judicial Functions)	4,724,585.05	RESERVE FOR UNCOLLECTED TAXES	63,817.67		
Sheriff's Office (Judicial Functions)	7,016,925.06	<b>EMERGENCY EMPLOYMENT ACT</b>	19,930,976.14	<b>CURRENT FINANCES DECEMBER 31,</b>	
Other Judicial	36,100.00	<b>EXPENDITURES TOTAL</b>	702,940,209.35	<b>ASSETS</b>	
<b>PUBLIC SAFETY</b>				Cash Dec. 31,	143,998,155.27
County Police	5,608,170.63	<b>CAPITAL DEBT AUTHORIZED, DECEMBER 31,</b>		Taxes Receivable	1,743,112.18
Sheriff's Office	7,321,213.65	<b>ISSUED AND UNISSUED GROSS DEBT</b>		Emergencies and Other Deferred Charges	5,826,331.94
Civil Defense and Disaster Control	799,674.67	School		State Aid Receivable	9,110,647.01
Environmental Inspection and Control	180,000.00	Self-liquidating		Other Receivable	12,778,068.18
Weights and Measures	1,108,765.89	Other	637,889,491	<b>TOTAL</b>	173,456,314.58
Correctional and Penal	30,663,402.06	<b>Total</b>	637,889,491		
Other Public Safety	1,698,057.25			<b>LIABILITIES RESERVES, AND SURPLUS</b>	
<b>PUBLIC WORKS</b>				Cash Liabilities	96,004,259.17
Roads and Bridges, Streets, Drainage	4,211,836.95	<b>ISSUED AND OUTSTANDING</b>		Reserves For Receivables	14,521,180.36
State Aid Motor Vehicle Fund	9,093,654.00	School		Surplus Dec. 31,	62,930,875.05
County Funds	39,682,294.49	Self-liquidating		<b>TOTAL</b>	173,456,314.58
Other Roads and Bridges	406,207.08	Other	482,632,766.00		
Public Buildings and Grounds	24,415,663.74	<b>Total</b>	482,632,766.00		
Other Public Works	4,344,753.47	Equalized Valuation Basis for Net Debt Computation	68,377,936,825.00		
<b>HEALTH AND WELFARE</b>		<b>CAPITAL OUTLAY TOTAL</b>	81,700,402.24		
County Health Department	7,425,595.83				
Mental Health Activities	69,637,960.66	Public Enterprises	202,662.09		
Tubercular Patient Care	562,265.77	Recreation—Culture	8,935,691.49		
County Hospitals, Homes	68,960,617.64	Public Works	26,587,558.42		
County Aid to Hospitals	8,064,800.00	Buildings and Grounds	13,978,558.16		
Health Clinics	715,547.00	Library and Education	30,952,946.08		
Mosquito Extermination	5,803,024.90	Conservation			
Health Services Except Environmental	4,570,711.75	All Other	1,042,986.00		
County Welfare Board	69,558,957.89				
Child Welfare	15,448,541.46				
Other Welfare Services	5,450,899.02				
<b>RECREATION AND CONSERVATION</b>					
Parks, Playgrounds, Shade Trees	23,945,389.70				
Land Reclamation and Conservation	582,872.88				
Other Recreational Services	222,661.70				

## SUMMARY

### MUNICIPAL DATA SHEETS

EXPENDITURES		REVENUES-REALIZED		1973 PROPERTY TAX	
GENERAL GOVERNMENT				STATE EQUALIZED TAX RATE	
Governing Body & Public Boards	7,367,101.22	1973 Property Taxes Collected	2,465,654,270.36	Local District School Taxes	1,279,990,115.87
Municipal Clerk	3,905,774.02	1973 Payments in Lieu of Taxes	4,426,761.90	Regional & Consolidated School Tax	212,701,352.56
Financial Administration	14,051,190.16	Delinquent Tax & Lien Collections	99,818,738.52	School Taxes in Municipal Budget	26,091,660.46
Assessment of Taxes	12,481,698.31	Business Personality Replacement Taxes	124,270,370.35	County Taxes	499,788,220.24
Collection of Taxes	13,494,722.43	Taxes from Public Utilities	195,179,257.73	County Library Taxes	5,055,372.25
Planning, Housing & Development	26,719,913.00	Other Miscellaneous Tax Revenues	7,125,568.04	Local Municipal Purpose Taxes	526,003,820.59
Human Resources	15,353,471.26	State Aid Revenues	100,298,150.23	Veteran & Senior Citizen Taxes	35,260,846.66
Elections	1,422,685.16	Federal Aid Revenues	57,440,817.11	Total Taxes for Rate Computation	2,584,891,388.63
General Administration (other)	91,623,583.29	State and Local Fiscal Assistance Act Utilized	109,326,525.45	Special District Taxes	10,800,908.59
JUDICIARY		Sale of Acquired Property	5,480,188.85	Bank Stock Taxes	5,198,833.05
Municipal Courts	11,726,498.21	Other Miscellaneous Revenues	114,581,221.04	Added and Omitted Taxes	33,114,858.32
PUBLIC SAFETY		Other Revenues, Revenue Sharing Tax Effort	55,306,542.24	Total Taxes Levied - ABSTRACT	2,598,745,141.93
Fire Protection	120,836,297.94	Total	3,338,908,411.82	Total Taxes Billed	2,603,004,742.37
Police Protection	265,390,944.89	Prior Years Surplus Appropriated	173,506,242.26	1973 TAXES COLLECTED	2,465,654,270.36
Civil Defense & Disaster Control	1,648,953.54	REVENUES	3,512,414,654.08	1973 Taxes Cancelled, Abated or Adjusted	14,869,794.75
Environmental Inspection & Control	13,182,853.86	CAPITAL OUTLAY	202,609,558.18	Transfer to Tax Title Liens or Foreclosed	13,829,348.72
Other Public Safety	1,204,022.50	TOTAL	202,609,558.18	Balance Outstanding Dec. 31, 1973	108,651,328.54
PUBLIC WORKS		Public Enterprises	27,924,431.19	PRIOR YEARS TAXES OUTSTANDING	
Streets and Drainage	136,277,624.10	Recreation—Culture	7,890,644.18	Balance January 1, 1973	124,332,635.52
Sewers and Sewage Processing	35,757,349.04	Public Works	79,766,129.11	Collected in 1973	88,381,215.75
Garbage and Trash Disposal	62,437,413.88	Buildings and Grounds	43,509,487.29	Cancelled, Abated or Adjusted 1973	4,064,784.25
Public Buildings and Grounds	36,874,270.08	Library and Education	41,422,389.35	Transfers to Tax Title Liens or Foreclosed	4,135,818.60
Other Public Works	9,301,339.55	Conservation	231,829.48	Balance December 31, 1973	27,750,816.92
HEALTH and WELFARE		All Other	1,864,647.58	TAX TITLE LIENS OUTSTANDING	
Health Services Except Environmental	25,352,632.35	CAPITAL DEBT AUTHORIZED, DECEMBER 31, 1973		Balance January 1, 1973	52,438,583.43
Welfare-Public Assistance	11,420,565.83	ISSUED AND UNISSUED	GROSS DEBT	Transfers From Taxes	18,149,729.65
Hospitals, Clinics, First Aid	4,222,569.71	School	1,835,386,975	Redeemed in 1973	11,437,522.78
Animal, Insect, & Rodent Control	2,283,215.15	Self-liquidating	445,366,235	Cancelled, Abated or Adjusted (1973)	341,015.37
Other Welfare Services	1,446,558.69	Other	1,039,011,523	Transfers to Foreclosed Property	1,408,402.21
RECREATION and CONSERVATION		Total	3,319,764,734	Balance December 31, 1973	57,401,372.72
Beaches and Boardwalks	4,941,396.19	ISSUED AND OUTSTANDING		PROPERTY ACQUIRED BY DEED OR FORECLOSURE	
Parks, Playgrounds, Shade Trees	25,581,008.44	School	1,523,253,739.89	Balance January 1, 1973	81,417,043.19
Land Reclamation & Conservation	2,717,963.48	Self-Liquidating	330,233,184.62	Transfers From Taxes or Liens	1,677,626.25
Other Recreational Services	17,695,474.65	Other	732,843,207.32	Sale for Cash (1973)	4,184,338.75
EDUCATION (excluding schools)		Total	2,586,330,131.83	Cancelled, Abated or Adjusted (1973)	1,103,775.16
Libraries	31,533,679.41	EQUALIZED VALUATION BASIS	68,377,936,825.00	Balance December 31, 1973	77,806,555.53
Other Educational Services	11,938,331.88	FOR NET DEBT COMPUTATION		CURRENT FINANCES DECEMBER 31, 1973	
STATUTORY EXPENDITURES		REAL PROPERTY VALUATIONS		ASSETS	
Pensions & F. I. C. A.	78,861,296.05	Code Class # of Parcels % VAL'N	ASSESSED VALUATION	Cash Dec. 31, 1973	578,462,208.10
Employee Fringe Benefits	20,110,618.01	1 Vacant Land 386,153 4.66	2,735,843,547	Taxes Receivable	136,402,145.46
Other Statutory Expenditures		2 Residential 1,590,497 62.87	36,918,976,763	Tax Title Liens	57,401,372.72
MUNICIPAL FUNCTIONS	TOTAL 1,119,163,016.28	3 Farm 48,525 1.50	879,423,450	Foreclosed Property	77,806,555.53
CAPITAL IMPROVEMENTS	MEMO 80,502,443.91	4a Commercial 109,966 14.15	8,310,420,820	Emergencies & Other Deferred Charges	35,248,112.91
DEBT SERVICE		4b Industrial 17,311 10.67	6,268,327,772	State Aid Receivable	21,466,047.52
Principal Payments	59,076,370.54	4c Apartments 20,589 6.15	3,614,233,111	Other Receivables	35,637,709.72
Interest Payments	47,418,369.00	Total 2,173,041 100.00	58,727,225,463	Total	942,424,151.96
*TYPE I SCHOOL DEBT MEMO	38,150,517.31	Land Area Sq. Miles	7,487.32	LIABILITIES, RESERVES, AND SURPLUS	
DEFERRED CHARGES	35,685,297.90	Net Valuation Taxable-Municipal	59,885,223,994.00	Cash Liabilities	346,952,338.42
SCHOOL, COUNTY, SPECIAL DISTRICT TAXES	2,034,602,285.52	Net Valuation Taxable-County	74,752,721,637.00	Reserves for Receivables	307,247,783.43
RESERVE FOR UNCOLLECTED TAXES	171,237,015.40	State Equalized Valuation	77,735,288,527.00	Surplus Dec. 31, 1973	288,224,030.11
EMERGENCY EMPLOYMENT ACT OF 1971	30,757,978.04	State Equalization Ratio		Total	942,424,151.96
EXPENDITURES	TOTAL 3,497,940,332.68				

0199

Population 1970 175,770  
 Population 1973 180,820  
 S & P Rating  
 Moody Rating .00

SUMMARY  
 ATLANTIC COUNTY  
 MUNICIPALITIES

PER CAPITA: 413.41  
 Gross Debt 158.73  
 Net Debt 13.99  
 Debt Service 331.26  
 Total Tax Levy 263.75  
 Municipal Expenditures

PER CENT:  
 Gross Debt 5.15  
 Net Debt 2.00  
 Tax Levy Collected 90.82  
 Tax Levy Cancelled, Abated or Adjusted .17

EXPENDITURES		REVENUES-REALIZED		1973 PROPERTY TAX	
GENERAL GOVERNMENT		1973 Property Taxes Collected		STATE EQUALIZED TAX RATE	
Governing Body & Public Boards	30,445.00	1973 Payments in Lieu of Taxes		Local District School Taxes	
Municipal Clerk	105,421.14	Delinquent Tax & Lien Collections		Regional & Consolidated School Tax	
Financial Administration	538,835.69	Business Personalty Replacement Taxes		School Taxes in Municipal Budget	
Assessment of Taxes	389,538.42	Taxes from Public Utilities		County Taxes	
Collection of Taxes	655,992.25	Other Miscellaneous Tax Revenues		County Library Taxes	
Planning, Housing & Development	223,013.25	State Aid Revenues		Local Municipal Purpose Taxes	
Human Resources	513,872.39	Federal Aid Revenues		Veteran & Senior Citizen Taxes	
Elections	32,801.73	State and Local Fiscal Assistance Act Utilized		Total Taxes for Rate Computation	
General Administration (other)	3,381,369.00	Sale of Acquired Property		Special District Taxes	
JUDICIARY		Other Miscellaneous Revenues		Bank Stock Taxes	
Municipal Courts	426,245.88	Other Revenues, Revenue Sharing Tax Effort		Added and Omitted Taxes	
PUBLIC SAFETY		Total		Total Taxes Levied - ABSTRACT	
Fire Protection	4,188,488.06	Prior Years Surplus Appropriated		Total Taxes Billed	
Police Protection	7,368,610.75	REVENUES TOTAL		1973 TAXES COLLECTED	
Civil Defense & Disaster Control	44,885.74	CAPITAL OUTLAY TOTAL		1973 Taxes Cancelled, Abated or Adjusted	
Environmental Inspection & Control	614,871.43	Public Enterprises		Transfer to Tax Title Liens or Foreclosed	
Other Public Safety	21,347.81	Recreation—Culture		Balance Outstanding Dec. 31, 1973	
PUBLIC WORKS		Public Works		PRIOR YEARS TAXES OUTSTANDING	
Streets and Drainage	3,915,472.34	Buildings and Grounds		Balance January 1, 1973	
Sewers and Sewage Processing	1,729,988.74	Library and Education		Collected in 1973	
Garbage and Trash Disposal	1,660,585.85	Conservation		Cancelled, Abated or Adjusted 1973	
Public Buildings and Grounds	2,094,505.60	All Other		Transfers to Tax Title Liens or Foreclosed	
Other Public Works	211,078.95	CAPITAL DEBT AUTHORIZED, DECEMBER 31, 1973		Balance December 31, 1973	
HEALTH and WELFARE		ISSUED AND UNISSUED GROSS DEBT NET DEBT		TAX TITLE LIENS OUTSTANDING	
Health Services Except Environmental	319,498.57	School 33,834,800 2,630,386		Balance January 1, 1973	
Welfare-Public Assistance	311,003.10	Self-Liquidating 5,629,524 306,492		Transfers From Taxes	
Hospitals, Clinics, First Aid	169,750.00	Other 35,288,878 25,765,187		Redeemed in 1973	
Animal, Insect, & Rodent Control	73,324.35	Total 74,753,203 28,702,065		Cancelled, Abated or Adjusted (1973)	
Other Welfare Services		ISSUED AND OUTSTANDING		Transfers to Foreclosed Property	
RECREATION and CONSERVATION		School 26,201,300.00		Balance December 31, 1973	
Beaches and Boardwalks	1,093,193.84	Self-Liquidating 5,244,000.00		PROPERTY ACQUIRED BY DEED OR FORECLOSURE	
Parks, Playgrounds, Shade Trees	921,267.07	Other 21,904,801.00		Balance January 1, 1973	
Land Reclamation & Conservation	250.00	Total 53,350,101.00		Transfers From Taxes or Liens	
Other Recreational Services	295,386.24	EQUALIZED VALUATION BASIS FOR NET DEBT COMPUTATION		Sale for Cash (1973)	
EDUCATION (excluding schools)		REAL PROPERTY VALUATIONS		Cancelled, Abated or Adjusted (1973)	
Libraries	347,299.91	Code Class # of Parcels % VAL'N ASSESSED VALUATION		Balance December 31, 1973	
Other Educational Services	435,000.00	1 Vacant Land 41,139 7.94 106,732,120		CURRENT FINANCES DECEMBER 31, 1973	
STATUTORY EXPENDITURES		2 Residential 50,430 55.96 752,032,157		ASSETS	
Pensions & F. I. C. A.	2,821,164.73	3 Farm 2,204 1.96 26,335,645		Cash Dec. 31, 1973	
Employee Fringe Benefits	824,355.92	4a Commercial 5,041 25.79 346,577,746		Taxes Receivable	
Other Statutory Expenditures		4b Industrial 165 1.33 17,821,513		Tax Title Liens	
MUNICIPAL FUNCTIONS		4c Apartments 716 7.02 94,383,750		Foreclosed Property	
CAPITAL IMPROVEMENTS		Total 99,695 100.00 1,343,882,931		Emergencies & Other Deferred Charges	
DEBT SERVICE		Land Area 566.97 Sq. Miles		State Aid Receivable	
Principal Payments	1,458,806.50	Net Valuation Taxable-Municipal		Other Receivables	
Interest Payments	1,070,060.50	1,384,103,733.00		Total	
*TYPE I SCHOOL DEBT MEMO	814,824.00	Net Valuation Taxable-County		LIABILITIES, RESERVES, AND SURPLUS	
DEFERRED CHARGES	1,502,890.50	1,554,615,265.00		Cash Liabilities	
SCHOOL, COUNTY, SPECIAL DISTRICT TAXES	40,984,364.27	State Equalized Valuation		Reserves for Receivables	
RESERVE FOR UNCOLLECTED TAXES	6,214,567.12	State Equalization Ratio		Surplus Dec. 31, 1973	
EMERGENCY EMPLOYMENT ACT OF 1971	1,685,350.60			Total	
EXPENDITURES TOTAL	88,679,903.24				

1971/3000

\* ABOVE DEBT SERVICE INCLUDES TYPE I SCHOOL DEBT

0299

Population 1970 **898,850**  
 Population 1973 **911,480**  
 S & P Rating  
 Moody Rating **.00**

**SUMMARY  
 BERGEN COUNTY  
 MUNICIPALITIES**

PER CAPITA:		PER CENT:	
Gross Debt	<b>429.16</b>	Gross Debt	<b>3.41</b>
Net Debt	<b>197.14</b>	Net Debt	<b>1.57</b>
Debt Service	<b>11.78</b>	Tax Levy Collected	<b>97.25</b>
Total Tax Levy	<b>389.26</b>	Tax Levy Cancelled, Abated or Adjusted	<b>.41</b>
Municipal Expenditures	<b>178.39</b>		

EXPENDITURES		REVENUES-REALIZED		1973 PROPERTY TAX	
<b>GENERAL GOVERNMENT</b>				<b>STATE EQUALIZED TAX RATE</b> →	
Governing Body & Public Boards	137,505.00	1973 Property Taxes Collected	345,721,933.80	Local District School Taxes	190,132,256.18
Municipal Clerk	296,465.75	1973 Payments in Lieu of Taxes	593,975.82	Regional & Consolidated School Tax	29,120,845.00
Financial Administration	1,032,435.42	Delinquent Tax & Lien Collections	7,310,051.16	School Taxes in Municipal Budget	1,511,820.75
Assessment of Taxes	1,474,648.83	Business Personalty Replacement Taxes	11,511,787.23	County Taxes	45,832,242.80
Collection of Taxes	1,806,270.03	Taxes from Public Utilities	21,103,716.27	County Library Taxes	
Planning, Housing & Development	782,949.83	Other Miscellaneous Tax Revenues	352,077.26	Local Municipal Purpose Taxes	84,898,052.16
Human Resources	355,647.92	State Aid Revenues	4,613,095.15	Veteran & Senior Citizen Taxes	4,901,905.00
Elections	110,274.79	Federal Aid Revenues	2,494,292.83	Total Taxes for Rate Computation	356,397,121.89
General Administration (other)	11,423,560.41	State and Local Fiscal Assistance Act Utilized	9,533,248.45	Special District Taxes	
<b>JUDICIARY</b>		Sale of Acquired Property	188,067.24	Bank Stock Taxes	702,581.59
Municipal Courts	1,131,930.99	Other Miscellaneous Revenues	10,662,491.53	Added and Omitted Taxes	2,605,169.00
<b>PUBLIC SAFETY</b>		Other Revenues, Revenue Sharing Tax Effort	3,643,320.59	Total Taxes Levied - ABSTRACT	354,802,967.48
Fire Protection	9,412,110.79	Total	417,728,057.38	Total Taxes Billed	355,508,301.28
Police Protection	32,914,039.34	Prior Years Surplus Appropriated	19,064,651.62	1973 TAXES COLLECTED	345,721,933.80
Civil Defense & Disaster Control	213,450.85	REVENUES TOTAL	436,792,709.00	1973 Taxes Cancelled, Abated or Adjusted	1,429,419.23
Environmental Inspection & Control	1,302,037.68	CAPITAL OUTLAY TOTAL	30,986,158.34	Transfer to Tax Title Liens or Foreclosed	443,617.09
Other Public Safety	23,000.00			Balance Outstanding Dec. 31, 1973	7,913,331.16
<b>PUBLIC WORKS</b>				<b>PRIOR YEARS TAXES OUTSTANDING</b>	
Streets and Drainage	17,818,368.72	Public Enterprises	1,213,505.47	Balance January 1, 1973	8,933,792.94
Sewers and Sewage Processing	7,749,022.31	Recreation—Culture	607,625.97	Collected in 1973	7,038,779.86
Garbage and Trash Disposal	10,157,518.49	Public Works	20,627,420.79	Cancelled, Abated or Adjusted 1973	224,758.82
Public Buildings and Grounds	4,160,462.34	Buildings and Grounds	6,534,118.89	Transfers to Tax Title Liens or Foreclosed	73,694.95
Other Public Works	934,236.28	Library and Education	1,945,805.22	Balance December 31, 1973	1,596,559.31
<b>HEALTH and WELFARE</b>		Conservation		<b>TAX TITLE LIENS OUTSTANDING</b>	
Health Services Except Environmental	2,500,914.63	All Other	57,682.00	Balance January 1, 1973	1,257,359.71
Welfare-Public Assistance	449,070.75			Transfers From Taxes	521,434.04
Hospitals, Clinics, First Aid	163,316.00			Redeemed in 1973	271,271.20
Animal, Insect, & Rodent Control	62,346.28			Cancelled, Abated or Adjusted (1973)	4,664.04
Other Welfare Services	16,079.40			Transfers to Foreclosed Property	20,118.79
<b>RECREATION and CONSERVATION</b>				Balance December 31, 1973	1,482,739.72
Beaches and Boardwalks	33,400.00			<b>PROPERTY ACQUIRED BY DEED OR FORECLOSURE</b>	
Parks, Playgrounds, Shade Trees	3,617,377.31			Balance January 1, 1973	8,277,520.52
Land Reclamation & Conservation	165,126.92			Transfers From Taxes or Liens	26,277.84
Other Recreational Services	2,460,841.75			Sale for Cash (1973)	188,067.24
<b>EDUCATION (excluding schools)</b>				Cancelled, Abated or Adjusted (1973)	86,200.00
Libraries	5,290,125.77			Balance December 31, 1973	8,029,531.12
Other Educational Services	1,779,541.54			<b>CURRENT FINANCES DECEMBER 31, 1973</b>	
<b>STATUTORY EXPENDITURES</b>				<b>ASSETS</b>	
Pensions & F. I. C. A.	8,020,974.67			Cash Dec. 31, 1973	64,776,941.34
Employee Fringe Benefits	2,151,911.31			Taxes Receivable	9,509,890.47
Other Statutory Expenditures				Tax Title Liens	1,482,739.72
<b>MUNICIPAL FUNCTIONS</b>				Foreclosed Property	8,029,531.12
<b>CAPITAL IMPROVEMENTS</b>				Emergencies & Other Deferred Charges	3,556,224.12
<b>DEBT SERVICE</b>				State Aid Receivable	1,240,300.94
Principal Payments	5,994,417.01			Other Receivables	1,433,481.11
Interest Payments	4,739,952.53			Total	90,029,108.82
*TYPE I SCHOOL DEBT MEMO	1,547,400.00			<b>LIABILITIES, RESERVES, AND SURPLUS</b>	
DEFERRED CHARGES	5,221,868.48			Cash Liabilities	35,289,203.14
SCHOOL, COUNTY, SPECIAL DISTRICT TAXES	266,597,164.73			Reserves for Receivables	20,455,642.42
RESERVE FOR UNCOLLECTED TAXES	14,344,695.44			Surplus Dec. 31, 1973	34,284,263.26
EMERGENCY EMPLOYMENT ACT OF 1971	2,350,811.26			Total	90,029,108.82
<b>EXPENDITURES TOTAL</b>	<b>429,195,871.60</b>				

1971/3000

\* ABOVE DEBT SERVICE INCLUDES TYPE I SCHOOL DEBT

J399

Population 1970 **324,625**  
 Population 1973 **325,410**  
 S & P Rating  
 Moody Rating **.00**

**SUMMARY  
 BURLINGTON COUNTY  
 MUNICIPALITIES**

PER CAPITA: **410.27** PER CENT:  
 Gross Debt **135.43** Gross Debt 5.78  
 Net Debt **5.54** Net Debt 1.49  
 Debt Service **266.74** Tax Levy Collected 94.40  
 Total Tax Levy **116.61** Tax Levy Cancelled, Abated  
 Municipal Expenditures or Adjusted .61

EXPENDITURES		REVENUES-REALIZED		1973 PROPERTY TAX	
GENERAL GOVERNMENT				STATE EQUALIZED TAX RATE	
Governing Body & Public Boards	58,283.33	1973 Property Taxes Collected	82,155,875.78	Local District School Taxes	49,499,780.21
Municipal Clerk	108,541.42	1973 Payments in Lieu of Taxes	53,979.07	Regional & Consolidated School Tax	8,528,704.20
Financial Administration	470,372.68	Delinquent Tax & Lien Collections	4,458,654.03	School Taxes in Municipal Budget	208,469.29
Assessment of Taxes	403,993.65	Business Personalty Replacement Taxes	2,940,750.86	County Taxes	16,246,218.41
Collection of Taxes	509,226.06	Taxes from Public Utilities	10,458,672.79	County Library Taxes	485,126.00
Planning, Housing & Development	492,285.41	Other Miscellaneous Tax Revenues	12,055.52	Local Municipal Purpose Taxes	8,668,154.16
Human Resources	17,110.00	State Aid Revenues	1,795,675.71	Veteran & Senior Citizen Taxes	1,575,630.00
Elections	23,736.84	Federal Aid Revenues	708,321.42	Total Taxes for Rate Computation	85,212,082.27
General Administration (other)	3,046,369.26	State and Local Fiscal Assistance Act Utilized	3,170,383.04	Special District Taxes	421,286.57
JUDICIARY		Sale of Acquired Property	79,917.40	Bank Stock Taxes	137,762.75
Municipal Courts	513,524.93	Other Miscellaneous Revenues	3,726,803.77	Added and Omitted Taxes	2,604,159.73
PUBLIC SAFETY		Other Revenues, Revenue Sharing Tax Effort	1,472,058.23	Total Taxes Levied - ABSTRACT	86,799,685.87
Fire Protection	869,300.85	Total	111,033,147.62	Total Taxes Billed	87,030,793.48
Police Protection	6,651,905.47	Prior Years Surplus Appropriated	7,909,145.68	1973 TAXES COLLECTED	82,155,975.78
Civil Defense & Disaster Control	38,908.47	REVENUES TOTAL	118,942,293.30	1973 Taxes Cancelled, Abated or Adjusted	530,819.67
Environmental Inspection & Control	306,752.43	CAPITAL OUTLAY TOTAL	6,887,733.52	Transfer to Tax Title Liens or Foreclosed	233,139.15
Other Public Safety				Balance Outstanding Dec. 31, 1973	4,110,958.88
PUBLIC WORKS					
Streets and Drainage	5,046,240.95	Public Enterprises	1,658,081.88	PRIOR YEARS TAXES OUTSTANDING	
Sewers and Sewage Processing	197,435.14	Recreation—Culture	996,967.13	Balance January 1, 1973	4,670,398.60
Garbage and Trash Disposal	2,342,981.94	Public Works	1,986,082.00	Collected in 1973	4,113,182.38
Public Buildings and Grounds	1,125,679.05	Buildings and Grounds	2,161,432.25	Cancelled, Abated or Adjusted 1973	79,748.87
Other Public Works	404,709.11	Library and Education		Transfers to Tax Title Liens or Foreclosed	84,783.71
HEALTH and WELFARE		Conservation	72,501.26	Balance December 31, 1973	392,683.64
Health Services Except Environmental	163,449.11	All Other	12,669.00	TAX TITLE LIENS OUTSTANDING	
Welfare-Public Assistance	133,439.30			Balance January 1, 1973	896,305.49
Hospitals, Clinics, First Aid		CAPITAL DEBT AUTHORIZED, DECEMBER 31, 1973		Transfers From Taxes	330,622.15
Animal, Insect, & Rodent Control	43,922.75	ISSUED AND UNISSUED GROSS DEBT		Redeemed in 1973	345,471.65
Other Welfare Services	1,550.00	School	95,534,200	Cancelled, Abated or Adjusted (1973)	2,352.02
RECREATION and CONSERVATION		Self-liquidating	17,352,831	Transfers to Foreclosed Property	21,541.73
Beaches and Boardwalks	102,357.00	Other	20,620,454	Balance December 31, 1973	857,562.24
Parks, Playgrounds, Shade Trees	534,317.40	Total	133,507,486	PROPERTY ACQUIRED BY DEED OR	
Land Reclamation & Conservation	71,865.00			FORECLOSURE	
Other Recreational Services	619,386.45	ISSUED AND OUTSTANDING		Balance January 1, 1973	1,153,902.41
EDUCATION (excluding schools)		School	88,718,002.00	Transfers From Taxes or Liens	22,021.58
Libraries	672,596.70	Self-Liquidating	13,384,051.88	Sale for Cash (1973)	89,067.40
Other Educational Services	1,132,820.00	Other	15,224,597.31	Cancelled, Abated or Adjusted (1973)	25,475.00
STATUTORY EXPENDITURES		Total	117,326,651.19	Balance December 31, 1973	1,061,381.59
Pensions & F. I. C. A.	1,247,321.63	EQUALIZED VALUATION BASIS		CURRENT FINANCES DECEMBER 31, 1973	
Employee Fringe Benefits	385,855.24	FOR NET DEBT COMPUTATION	2,309,300,376.66	ASSETS	
Other Statutory Expenditures		REAL PROPERTY VALUATIONS		Cash Dec. 31, 1973	38,834,050.88
MUNICIPAL FUNCTIONS TOTAL	27,736,237.57	Code Class # of Parcels % VAL'N	ASSESSED VALUATION	Taxes Receivable	4,503,642.52
CAPITAL IMPROVEMENTS	4,062,858.52	1 Vacant Land 21,029 5.38	118,133,276	Tax Title Liens	857,562.24
DEBT SERVICE		2 Residential 72,557 67.48	1,483,012,469	Foreclosed Property	1,061,381.60
Principal Payments	1,200,464.98	3 Farm 4,714 3.41	74,890,508	Emergencies & Other Deferred Charges	755,865.02
Interest Payments	602,326.48	4a Commercial 3,677 13.32	292,754,349	State Aid Receivable	1,189,509.20
*TYPE I SCHOOL DEBT MEMO	520,270.80	4b Industrial 442 5.61	123,316,282	Other Receivables	808,135.81
DEFERRED CHARGES	1,077,533.21	4c Apartments 375 4.80	105,518,166	Total	48,010,147.27
SCHOOL, COUNTY, SPECIAL DISTRICT TAXES	75,389,609.23	Total 102,794 100.00	2,197,625,050	LIABILITIES, RESERVES, AND SURPLUS	
RESERVE FOR UNCOLLECTED TAXES	6,646,385.20	Land Area 817.64 Sq. Miles		Cash Liabilities	26,688,992.73
EMERGENCY EMPLOYMENT ACT OF 1971	683,266.17	Net Valuation Taxable-Municipal	2,241,587,528.00	Reserves for Receivables	7,230,722.17
EXPENDITURES TOTAL	113,335,822.84	Net Valuation Taxable-County	2,697,355,877.00	Surplus Dec. 31, 1973	14,090,432.37
		State Equalized Valuation	2,722,640,129.00	Total	48,010,147.27
		State Equalization Ratio			

1971/3000

\* ABOVE DEBT SERVICE INCLUDES TYPE I SCHOOL DEBT

0499

Population 1970 **457,680**  
 Population 1973 **477,850**  
 S & P Rating  
 Moody Rating **.00**

**SUMMARY  
 CAMDEN COUNTY  
 MUNICIPALITIES**

PER CAPITA: **322.55** PER CENT:  
 Gross Debt **51.97** Gross Debt 4.85  
 Net Debt **4.94** Net Debt 0.78  
 Debt Service **290.27** Tax Levy Collected 94.53  
 Total Tax Levy **145.78** Tax Levy Cancelled, Abated  
 Municipal Expenditures or Adjusted .68

EXPENDITURES		REVENUES-REALIZED		1973 PROPERTY TAX	
<b>GENERAL GOVERNMENT</b>				<b>STATE EQUALIZED TAX RATE</b> →	
Governing Body & Public Boards	282,965.36	1973 Property Taxes Collected	131,230,996.68	Local District School Taxes	67,770,966.17
Municipal Clerk	168,350.33	1973 Payments in Lieu of Taxes	723,239.71	Regional & Consolidated School Tax	8,915,468.56
Financial Administration	652,547.94	Delinquent Tax & Lien Collections	5,060,319.79	School Taxes in Municipal Budget	
Assessment of Taxes	632,824.13	Business Personalty Replacement Taxes	6,006,939.70	County Taxes	33,777,781.14
Collection of Taxes	757,286.53	Taxes from Public Utilities	9,100,487.63	County Library Taxes	386,779.00
Planning, Housing & Development	527,685.82	Other Miscellaneous Tax Revenues	62,376.29	Local Municipal Purpose Taxes	23,197,641.17
Human Resources	1,531,333.57	State Aid Revenues	5,745,253.28	Veteran & Senior Citizen Taxes	2,628,779.00
Elections	107,425.24	Federal Aid Revenues	2,811,211.45	Total Taxes for Rate Computation	136,677,415.04
General Administration (other)	4,928,575.86	State and Local Fiscal Assistance Act Utilized	6,336,017.21	Special District Taxes	1,370,209.08
<b>JUDICIARY</b>		Sale of Acquired Property	565,445.11	Bank Stock Taxes	313,010.86
Municipal Courts	681,286.80	Other Miscellaneous Revenues	5,288,013.66	Added and Omitted Taxes	2,971,337.77
<b>PUBLIC SAFETY</b>		Other Revenues, Revenue Sharing Tax Effort	2,427,618.61	Total Taxes Levied - ABSTRACT	138,703,193.75
Fire Protection	5,039,615.17	Total	175,357,919.12	Total Taxes Billed	138,829,590.18
Police Protection	14,063,127.25	Prior Years Surplus Appropriated	10,055,419.50	1973 TAXES COLLECTED	131,230,996.68
Civil Defense & Disaster Control	46,563.12	REVENUES TOTAL	185,413,338.62	1973 Taxes Cancelled, Abated or Adjusted	937,666.14
Environmental Inspection & Control	459,117.40	CAPITAL OUTLAY TOTAL	7,746,437.22	Transfer to Tax Title Liens or Foreclosed	1,280,058.81
Other Public Safety	34,991.86			Balance Outstanding Dec. 31, 1973	5,380,868.55
<b>PUBLIC WORKS</b>					
Streets and Drainage	7,405,953.34	Public Enterprises	3,335,034.93	<b>PRIOR YEARS TAXES OUTSTANDING</b>	
Sewers and Sewage Processing	825,165.12	Recreation—Culture	143,889.36	Balance January 1, 1973	6,187,216.28
Garbage and Trash Disposal	2,804,498.00	Public Works	2,499,775.16	Collected in 1973	4,190,017.30
Public Buildings and Grounds	2,541,726.60	Buildings and Grounds	1,016,812.08	Cancelled, Abated or Adjusted 1973	338,212.82
Other Public Works	10,220.44	Library and Education	463,496.94	Transfers to Tax Title Liens or Foreclosed	524,275.30
<b>HEALTH and WELFARE</b>		Conservation		Balance December 31, 1973	1,134,712.50
Health Services Except Environmental	852,454.67	All Other	287,398.75	<b>TAX TITLE LIENS OUTSTANDING</b>	
Welfare-Public Assistance	451,078.63			Balance January 1, 1973	3,859,284.75
Hospitals, Clinics, First Aid	66,000.00	CAPITAL DEBT AUTHORIZED, DECEMBER 31, 1973		Transfers From Taxes	1,844,042.06
Animal, Insect, & Rodent Control	144,445.45	ISSUED AND UNISSUED GROSS DEBT NET DEBT		Redeemed in 1973	870,302.49
Other Welfare Services	1,253,927.68	School 104,256,000 1,518,203		Cancelled, Abated or Adjusted (1973)	115,319.01
<b>RECREATION and CONSERVATION</b>		Self-liquidating 27,259,518 2,672,878		Transfers to Foreclosed Property	415.63
Beaches and Boardwalks	67,774.50	Other 22,612,855 20,642,575		Balance December 31, 1973	4,717,289.68
Parks, Playgrounds, Shade Trees	1,559,619.43	Total 154,128,374 24,833,656		<b>PROPERTY ACQUIRED BY DEED OR FORECLOSURE</b>	
Land Reclamation & Conservation	9,527.92			Balance January 1, 1973	3,264,928.47
Other Recreational Services	344,458.55	ISSUED AND OUTSTANDING		Transfers From Taxes or Liens	415.63
<b>EDUCATION (excluding schools)</b>		School 85,296,500.00		Sale for Cash (1973)	562,845.11
Libraries	1,174,191.14	Self-Liquidating 26,410,500.00		Cancelled, Abated or Adjusted (1973)	1,625.00
Other Educational Services	861,519.83	Other 17,448,023.00		Balance December 31, 1973	2,700,873.99
<b>STATUTORY EXPENDITURES</b>		Total 129,155,023.00		<b>CURRENT FINANCES DECEMBER 31, 1973</b>	
Pensions & F. I. C. A.	3,798,570.05	EQUALIZED VALUATION BASIS		ASSETS	
Employee Fringe Benefits	1,084,772.16	FOR NET DEBT COMPUTATION	3,177,835,316.01	Cash Dec. 31, 1973	24,829,049.40
Other Statutory Expenditures		REAL PROPERTY VALUATIONS		Taxes Receivable	6,515,581.05
<b>MUNICIPAL FUNCTIONS</b>		Code Class # of Parcels % VAL'N ASSESSED VALUATION		Tax Title Liens	4,717,289.68
CAPITAL IMPROVEMENTS	5,794,061.46	1 Vacant Land 17,829 3.30	84,483,889	Foreclosed Property	2,700,873.99
<b>DEBT SERVICE</b>		2 Residential 113,055 63.48	1,622,524,420	Emergencies & Other Deferred Charges	1,826,906.44
Principal Payments	1,460,709.70	3 Farm 1,206 0.65	16,665,027	State Aid Receivable	764,004.89
Interest Payments	898,105.66	4a Commercial 7,348 19.38	495,271,390	Other Receivables	2,661,066.96
<b>DEFERRED CHARGES</b>		4b Industrial 665 5.84	149,248,299	Total	44,014,772.41
SCHOOL, COUNTY, SPECIAL DISTRICT TAXES	112,221,203.95	4c Apartments 558 7.35	187,876,432	<b>LIABILITIES, RESERVES, AND SURPLUS</b>	
RESERVE FOR UNCOLLECTED TAXES	8,635,402.09	Total 140,661 100.00	2,556,069,457	Cash Liabilities	14,031,245.87
EMERGENCY EMPLOYMENT ACT OF 1971	1,494,268.71	Land Area 222.01 Sq. Miles		Reserves for Receivables	16,594,811.68
<b>EXPENDITURES</b>	<b>TOTAL</b>	Net Valuation Taxable-Municipal	2,627,484,682.00	Surplus Dec. 31, 1973	13,388,714.86
		Net Valuation Taxable-County	3,392,274,612.00	Total	44,014,772.41
		State Equalized Valuation	3,664,743,078.00		
		State Equalization Ratio			

0599

Population 1970 59,785  
 Population 1973 64,230  
 S & P Rating  
 Moody Rating .00

SUMMARY  
 CAPE MAY COUNTY  
 MUNICIPALITIES

PER CAPITA: 647.63  
 Gross Debt 234.94  
 Net Debt 27.10  
 Debt Service 519.30  
 Total Tax Levy 434.96  
 Municipal Expenditures

PER CENT:  
 Gross Debt 1.31  
 Net Debt 0.58  
 Tax Levy Collected 92.18  
 Tax Levy Cancelled, Abated or Adjusted .21

EXPENDITURES		REVENUES-REALIZED		1973 PROPERTY TAX	
GENERAL GOVERNMENT				STATE EQUALIZED TAX RATE →	
Governing Body & Public Boards	37,525.69	1973 Property Taxes Collected		Local District School Taxes	
Municipal Clerk	103,774.46	1973 Payments in Lieu of Taxes		Regional & Consolidated School Tax	
Financial Administration	373,859.71	Delinquent Tax & Lien Collections		School Taxes in Municipal Budget	
Assessment of Taxes	356,472.31	Business Personalty Replacement Taxes		County Taxes	
Collection of Taxes	402,275.92	Taxes from Public Utilities		County Library Taxes	
Planning, Housing & Development	139,069.74	Other Miscellaneous Tax Revenues		Local Municipal Purpose Taxes	
Human Resources	1,000.00	State Aid Revenues		Veteran & Senior Citizen Taxes	
Elections	15,038.82	Federal Aid Revenues		Total Taxes for Rate Computation	
General Administration (other)	2,483,323.77	State and Local Fiscal Assistance Act Utilized		Special District Taxes	
JUDICIARY		Sale of Acquired Property		Bank Stock Taxes	
Municipal Courts	228,669.95	Other Miscellaneous Revenues		Added and Omitted Taxes	
PUBLIC SAFETY		Other Revenues, Revenue Sharing Tax Effort		Total Taxes Levied - ABSTRACT	
Fire Protection	1,208,354.03	Total		Total Taxes Billed	
Police Protection	3,697,622.17	Prior Years Surplus Appropriated		1973 TAXES COLLECTED	
Civil Defense & Disaster Control	53,587.17	REVENUES TOTAL		1973 Taxes Cancelled, Abated or Adjusted	
Environmental Inspection & Control	215,674.99	CAPITAL OUTLAY TOTAL		Transfer to Tax Title Liens or Foreclosed	
Other Public Safety				Balance Outstanding Dec. 31, 1973	
PUBLIC WORKS				PRIOR YEARS TAXES OUTSTANDING	
Streets and Drainage	3,485,694.19	Public Enterprises		Balance January 1, 1973	
Sewers and Sewage Processing	809,732.76	Recreation—Culture		Collected in 1973	
Garbage and Trash Disposal	1,272,090.65	Public Works		Cancelled, Abated or Adjusted 1973	
Public Buildings and Grounds	1,246,114.16	Buildings and Grounds		Transfers to Tax Title Liens or Foreclosed	
Other Public Works	317,969.21	Library and Education		Balance December 31, 1973	
HEALTH and WELFARE		Conservation		TAX TITLE LIENS OUTSTANDING	
Health Services Except Environmental	123,944.23	All Other		Balance January 1, 1973	
Welfare-Public Assistance	38,625.07	CAPITAL DEBT AUTHORIZED, DECEMBER 31, 1973		Transfers From Taxes	
Hospitals, Clinics, First Aid	33,600.00	ISSUED AND UNISSUED GROSS DEBT NET DEBT		Redeemed in 1973	
Animal, Insect, & Rodent Control	68,853.26	School 17,308,000 1,396,822		Cancelled, Abated or Adjusted (1973)	
Other Welfare Services		Self-liquidating 6,765,375 457,646		Transfers to Foreclosed Property	
RECREATION and CONSERVATION		Other 17,523,979 16,447,201		Balance December 31, 1973	
Beaches and Boardwalks	1,474,449.03	Total 41,597,354 18,301,670		PROPERTY ACQUIRED BY DEED OR	
Parks, Playgrounds, Shade Trees	370,515.84	ISSUED AND OUTSTANDING		FORECLOSURE	
Land Reclamation & Conservation	3,245.00	School 13,723,000.00		Balance January 1, 1973	
Other Recreational Services	545,274.15	Self-Liquidating 6,653,700.00		Transfers From Taxes or Liens	
EDUCATION (excluding schools)		Other 13,258,188.00		Sale for Cash (1973)	
Libraries	129,595.92	Total 33,634,888.00		Cancelled, Abated or Adjusted (1973)	
Other Educational Services	959,627.79	EQUALIZED VALUATION BASIS		Balance December 31, 1973	
STATUTORY EXPENDITURES		FOR NET DEBT COMPUTATION		CURRENT FINANCES DECEMBER 31, 1973	
Pensions & F. I. C. A.	1,149,709.87	REAL PROPERTY VALUATIONS		ASSETS	
Employee Fringe Benefits	450,298.64	Code Class # of Parcels % VAL'N ASSESSED VALUATION		Cash Dec. 31, 1973	
Other Statutory Expenditures		1 Vacant Land 21,328 6.56 74,904,269		Taxes Receivable	
MUNICIPAL FUNCTIONS TOTAL	21,795,588.50	2 Residential 40,804 67.46 770,267,192		Tax Title Liens	
CAPITAL IMPROVEMENTS	2,480,087.15	3 Farm 390 0.37 4,217,175		Foreclosed Property	
DEBT SERVICE		4a Commercial 2,897 17.57 200,619,304		Emergencies & Other Deferred Charges	
Principal Payments	995,065.00	4b Industrial 63 0.75 8,539,640		State Aid Receivable	
Interest Payments	745,803.79	4c Apartments 1,311 7.29 83,191,719		Other Receivables	
*TYPE I SCHOOL DEBT MEMO	364,837.25	Total 66,793 100.00 1,141,739,299		Total	
DEFERRED CHARGES	1,688,835.84	Land Area 263.37 Sq. Miles		LIABILITIES, RESERVES, AND SURPLUS	
SCHOOL, COUNTY, SPECIAL DISTRICT TAXES	19,729,217.83	Net Valuation Taxable-Municipal		Cash Liabilities	
RESERVE FOR UNCOLLECTED TAXES	2,710,959.91	Net Valuation Taxable-County		Reserves for Receivables	
EMERGENCY EMPLOYMENT ACT OF 1971	1,400.00	State Equalized Valuation		Surplus Dec. 31, 1973	
EXPENDITURES TOTAL	47,666,870.87	State Equalization Ratio		Total	

1971/3000

\* ABOVE DEBT SERVICE INCLUDES TYPE I SCHOOL DEBT

0699

Population 1970 121,810  
 Population 1973 128,510  
 S & P Rating  
 Moody Rating .00

SUMMARY  
 CUMBERLAND COUNTY  
 MUNICIPALITIES

PER CAPITA: 447.89  
 Gross Debt 100.92  
 Net Debt 15.14  
 Debt Service 256.38  
 Total Tax Levy 138.70  
 Municipal Expenditures

PER CENT: 8.08  
 Gross Debt 1.82  
 Net Debt 91.83  
 Tax Levy Collected 73  
 Tax Levy Cancelled, Abated or Adjusted

EXPENDITURES		REVENUES-REALIZED		1973 PROPERTY TAX	
GENERAL GOVERNMENT				STATE EQUALIZED TAX RATE	
Governing Body & Public Boards	54,394.00	1973 Property Taxes Collected		Local District School Taxes	18,214,749.91
Municipal Clerk	52,309.84	1973 Payments in Lieu of Taxes		Regional & Consolidated School Tax	625,224.90
Financial Administration	195,196.80	Delinquent Tax & Lien Collections		School Taxes in Municipal Budget	9,154,436.55
Assessment of Taxes	288,324.51	Business Personalty Replacement Taxes		County Taxes	4,073,781.76
Collection of Taxes	246,211.28	Taxes from Public Utilities		Local Municipal Purpose Taxes	636,356.66
Planning, Housing & Development	241,586.00	Other Miscellaneous Tax Revenues		Veteran & Senior Citizen Taxes	32,704,549.78
Human Resources	135,827.36	State Aid Revenues		Total Taxes for Rate Computation	237,716.55
Elections	36,526.56	Federal Aid Revenues		Special District Taxes	74,297.76
General Administration (other)	1,353,538.53	State and Local Fiscal Assistance Act Utilized		Bank Stock Taxes	567,124.57
JUDICIARY		Sale of Acquired Property		Added and Omitted Taxes	32,947,332.00
Municipal Courts	177,634.91	Other Miscellaneous Revenues		Total Taxes Levied - ABSTRACT	33,012,339.77
PUBLIC SAFETY		Other Revenues, Revenue Sharing Tax Effort		Total Taxes Billed	30,313,972.55
Fire Protection	690,512.26	Prior Years Surplus Appropriated		1973 TAXES COLLECTED	241,757.59
Police Protection	2,655,112.69	REVENUES TOTAL		1973 Taxes Cancelled, Abated or Adjusted	241,896.68
Civil Defense & Disaster Control	21,305.60	CAPITAL OUTLAY TOTAL		Transfer to Tax Title Liens or Foreclosed	2,214,712.95
Environmental Inspection & Control	162,055.25			Balance Outstanding Dec. 31, 1973	
Other Public Safety	580.00			PRIOR YEARS TAXES OUTSTANDING	
PUBLIC WORKS				Balance January 1, 1973	2,217,377.42
Streets and Drainage	2,494,853.58			Collected in 1973	1,954,696.54
Sewers and Sewage Processing	3,000.00			Cancelled, Abated or Adjusted 1973	76,618.12
Garbage and Trash Disposal	373,062.00			Transfers to Tax Title Liens or Foreclosed	60,272.99
Public Buildings and Grounds	644,992.92			Balance December 31, 1973	125,789.77
Other Public Works	300.00			TAX TITLE LIENS OUTSTANDING	
HEALTH and WELFARE				Balance January 1, 1973	701,419.12
Health Services Except Environmental	384,441.44			Transfers From Taxes	311,044.81
Welfare-Public Assistance	74,034.97			Redeemed in 1973	205,769.07
Hospitals, Clinics, First Aid	73,700.00			Cancelled, Abated or Adjusted (1973)	1,734.77
Animal, Insect, & Rodent Control	36,908.15			Transfers to Foreclosed Property	1,544.50
Other Welfare Services	300.00			Balance December 31, 1973	803,415.59
RECREATION and CONSERVATION				PROPERTY ACQUIRED BY DEED OR FORECLOSURE	
Beaches and Boardwalks	500.00			Balance January 1, 1973	413,679.79
Parks, Playgrounds, Shade Trees	326,581.60			Transfers From Taxes or Liens	1,544.50
Land Reclamation & Conservation	13,556.06			Sale for Cash (1973)	6,510.00
Other Recreational Services	260,718.06			Cancelled, Abated or Adjusted (1973)	
EDUCATION (excluding schools)				Balance December 31, 1973	408,714.29
Libraries	310,386.00			CURRENT FINANCES DECEMBER 31, 1973	
Other Educational Services	3,650.00			ASSETS	
STATUTORY EXPENDITURES				Cash Dec. 31, 1973	9,505,076.69
Pensions & F. I. C. A.	638,137.50			Taxes Receivable	2,340,502.72
Employee Fringe Benefits	78,500.00			Tax Title Liens	803,415.59
Other Statutory Expenditures				Foreclosed Property	408,714.29
MUNICIPAL FUNCTIONS TOTAL	12,028,737.87			Emergencies & Other Deferred Charges	452,453.14
CAPITAL IMPROVEMENTS	948,739.51			State Aid Receivable	655,237.22
DEBT SERVICE				Other Receivables	129,968.47
Principal Payments	1,004,000.00			Total	14,294,368.12
Interest Payments	941,014.69			LIABILITIES, RESERVES, AND SURPLUS	
*TYPE I SCHOOL DEBT MEMO	1,306,251.40			Cash Liabilities	5,632,908.75
DEFERRED CHARGES	507,195.73			Reserves for Receivables	3,681,601.07
SCHOOL, COUNTY, SPECIAL DISTRICT TAXES	28,232,127.91			Surplus Dec. 31, 1973	4,979,858.30
RESERVE FOR UNCOLLECTED TAXES	2,809,666.60			Total	14,294,368.12
EMERGENCY EMPLOYMENT ACT OF 1971	534,121.62				
EXPENDITURES TOTAL	46,056,864.42				

1973-1980

\* ABOVE DEBT SERVICE INCLUDES TYPE I SCHOOL DEBT

0799

Population 1970 **933,820**  
 Population 1973 **944,290**  
 S & P Rating  
 Moody Rating **.00**

# SUMMARY ESSEX COUNTY MUNICIPALITIES

PER CAPITA:		PER CENT:	
Gross Debt	<b>462.73</b>	Gross Debt	6.54
Net Debt	<b>165.68</b>	Net Debt	2.34
Debt Service	<b>26.43</b>	Tax Levy Collected	93.18
Total Tax Levy	<b>390.12</b>	Tax Levy Cancelled, Abated or Adjusted	1.48
Municipal Expenditures	<b>295.88</b>		

EXPENDITURES		REVENUES-REALIZED		1973 PROPERTY TAX	
<b>GENERAL GOVERNMENT</b>				<b>STATE EQUALIZED TAX RATE</b> →	
Governing Body & Public Boards	4,434,571.31	1973 Property Taxes Collected	343,773,026.12	Local District School Taxes	169,031,300.99
Municipal Clerk	1,036,965.15	1973 Payments in Lieu of Taxes	422,503.80	Regional & Consolidated School Tax	3,849,544.91
Financial Administration	3,812,509.93	Delinquent Tax & Lien Collections	12,406,590.04	School Taxes in Municipal Budget	8,198,477.76
Assessment of Taxes	1,199,940.43	Business Personalty Replacement Taxes	23,485,955.70	County Taxes	93,281,054.50
Collection of Taxes	1,373,784.40	Taxes from Public Utilities	18,370,942.26	County Library Taxes	
Planning, Housing & Development	9,150,537.81	Other Miscellaneous Tax Revenues	6,017,156.63	Local Municipal Purpose Taxes	91,728,770.57
Human Resources	2,935,566.09	State Aid Revenues	23,551,687.46	Veteran & Senior Citizen Taxes	2,893,125.00
Elections	107,568.53	Federal Aid Revenues	24,863,330.26	Total Taxes for Rate Computation	368,982,273.73
General Administration (other)	11,578,244.04	State and Local Fiscal Assistance Act Utilized	19,904,026.29	Special District Taxes	
<b>JUDICIARY</b>		Sale of Acquired Property	100,228.84	Bank Stock Taxes	987,007.64
Municipal Courts	1,873,811.19	Other Miscellaneous Revenues	19,929,756.56	Added and Omitted Taxes	1,313,218.93
<b>PUBLIC SAFETY</b>		Other Revenues, Revenue Sharing Tax Effort	17,364,894.18	Total Taxes Levied - ABSTRACT	368,389,375.30
Fire Protection	30,429,552.13	<b>TOTAL</b>	510,190,098.14	Total Taxes Billed	368,942,063.23
Police Protection	48,641,588.08	Prior Years Surplus Appropriated	22,379,301.66	1973 TAXES COLLECTED	343,773,026.12
Civil Defense & Disaster Control	268,253.68	<b>REVENUES</b>	532,569,399.80	1973 Taxes Cancelled, Abated or Adjusted	5,463,785.18
Environmental Inspection & Control	2,749,772.97	<b>CAPITAL OUTLAY</b>	27,554,087.91	Transfer to Tax Title Liens or Foreclosed	4,445,578.90
Other Public Safety	108,763.00	<b>TOTAL</b>		Balance Outstanding Dec. 31, 1973	15,255,678.03
<b>PUBLIC WORKS</b>		Public Enterprises	1,259,390.91	<b>PRIOR YEARS TAXES OUTSTANDING</b>	
Streets and Drainage	11,755,941.43	Recreation—Culture	1,671,505.09	Balance January 1, 1973	16,269,249.72
Sewers and Sewage Processing	6,075,561.12	Public Works	4,473,004.06	Collected in 1973	10,443,653.51
Garbage and Trash Disposal	10,945,521.42	Buildings and Grounds	4,140,169.99	Cancelled, Abated or Adjusted 1973	551,351.63
Public Buildings and Grounds	6,136,243.21	Library and Education	15,718,355.20	Transfers to Tax Title Liens or Foreclosed	954,707.37
Other Public Works	3,334,835.29	Conservation	148,786.91	Balance December 31, 1973	4,319,537.21
<b>HEALTH and WELFARE</b>		All Other	142,875.75	<b>TAX TITLE LIENS OUTSTANDING</b>	
Health Services Except Environmental	6,828,623.00	<b>CAPITAL DEBT AUTHORIZED, DECEMBER 31, 1973</b>		Balance January 1, 1973	11,793,277.18
Welfare-Public Assistance	5,067,198.05	ISSUED AND UNISSUED		Transfers From Taxes	5,580,332.70
Hospitals, Clinics, First Aid	1,257,084.31	School	225,927,157	Redeemed in 1973	1,962,936.53
Animal, Insect, & Rodent Control	242,849.68	Self-liquidating	34,097,979	Cancelled, Abated or Adjusted (1973)	5,981.96
Other Welfare Services	3,850.00	Other	176,928,258	Transfers to Foreclosed Property	8,126.64
<b>RECREATION and CONSERVATION</b>		<b>Total</b>	436,953,395	Balance December 31, 1973	15,396,564.75
Beaches and Boardwalks	4,200,288.55	ISSUED AND OUTSTANDING		<b>PROPERTY ACQUIRED BY DEED OR FORECLOSURE</b>	
Parks, Playgrounds, Shade Trees	337,449.32	School	164,685,761.72	Balance January 1, 1973	14,468,926.22
Land Reclamation & Conservation	3,897,137.74	Self-Liquidating	21,924,770.00	Transfers From Taxes or Liens	7,650.78
Other Recreational Services		Other	111,226,876.36	Sale for Cash (1973)	5,000.00
<b>EDUCATION (excluding schools)</b>		<b>Total</b>	297,837,408.08	Cancelled, Abated or Adjusted (1973)	7,450.00
Libraries	6,870,835.31	<b>EQUALIZED VALUATION BASIS</b>		Balance December 31, 1973	14,464,127.00
Other Educational Services	791,916.00	<b>FOR NET DEBT COMPUTATION</b>	6,685,048,260.65	<b>CURRENT FINANCES DECEMBER 31, 1973</b>	
<b>STATUTORY EXPENDITURES</b>		<b>REAL PROPERTY VALUATIONS</b>		<b>ASSETS</b>	
Pensions & F. I. C. A.	18,313,908.84	Code Class # of Parcels % VAL'N		Cash Dec. 31, 1973	65,085,794.71
Employee Fringe Benefits	4,057,946.33	1 Vacant Land 8,521 1.91	102,278,000	Taxes Receivable	19,575,215.24
Other Statutory Expenditures		2 Residential 135,827 60.01	3,218,896,600	Tax Title Liens	15,396,564.75
<b>MUNICIPAL FUNCTIONS</b>	<b>TOTAL</b>	3 Farm 60 0.05	2,667,600	Foreclosed Property	14,464,127.00
<b>CAPITAL IMPROVEMENTS</b>	<b>5,266,069.54</b>	4a Commercial 12,446 18.87	1,012,030,500	Emergencies & Other Deferred Charges	7,140,313.71
<b>DEBT SERVICE</b>		4b Industrial 2,562 8.97	480,967,900	State Aid Receivable	2,305,756.02
Principal Payments	13,703,780.95	4c Apartments 4,648 10.19	546,742,500	Other Receivables	5,559,251.97
Interest Payments	11,249,325.95	<b>Total</b>	5,363,583,100	<b>Total</b>	129,527,023.40
<b>*TYPE I SCHOOL DEBT MEMO</b>	<b>12,811,052.93</b>	Land Area 127.44 Sq. Miles		<b>LIABILITIES, RESERVES, AND SURPLUS</b>	
<b>DEFERRED CHARGES</b>	<b>7,258,060.51</b>	Net Valuation Taxable-Municipal	5,523,115,700.00	Cash Liabilities	44,787,906.61
<b>SCHOOL, COUNTY, SPECIAL DISTRICT TAXES</b>	<b>274,360,378.16</b>	Net Valuation Taxable-County	7,208,631,677.00	Reserves for Receivables	54,995,158.96
<b>RESERVE FOR UNCOLLECTED TAXES</b>	<b>29,039,872.48</b>	State Equalized Valuation	7,309,005,118.00	Surplus Dec. 31, 1973	29,743,957.83
<b>EMERGENCY EMPLOYMENT ACT OF 1971</b>	<b>8,324,116.78</b>	State Equalization Ratio		<b>Total</b>	129,527,023.40
<b>EXPENDITURES</b>	<b>TOTAL</b>				

1971/3000

\* ABOVE DEBT SERVICE INCLUDES TYPE I SCHOOL DEBT

0899

Population 1970 173,285  
 Population 1973 181,735  
 S & P Rating  
 Moody Rating .00

**SUMMARY  
 GLOUCESTER COUNTY  
 MUNICIPALITIES**

PER CAPITA: 266.36  
 Gross Debt 51.14  
 Net Debt 3.58  
 Debt Service 271.08  
 Total Tax Levy 111.55  
 Municipal Expenditures

PER CENT:  
 Gross Debt 3.61  
 Net Debt 0.69  
 Tax Levy Collected 94.29  
 Tax Levy Cancelled, Abated or Adjusted .53

EXPENDITURES		REVENUES-REALIZED		1973 PROPERTY TAX	
GENERAL GOVERNMENT				STATE EQUALIZED TAX RATE	
Governing Body & Public Boards	75,850.00			Local District School Taxes	28,751,660.49
Municipal Clerk	143,535.35	1973 Property Taxes Collected	46,519,043.66	Regional & Consolidated School Tax	4,461,134.42
Financial Administration	241,119.50	1973 Payments in Lieu of Taxes	24,804.05	School Taxes in Municipal Budget	34,500.50
Assessment of Taxes	354,502.01	Delinquent Tax & Lien Collections	2,642,983.04	County Taxes	8,690,263.76
Collection of Taxes	338,008.12	Business Personalty Replacement Taxes	1,675,422.01	County Library Taxes	
Planning, Housing & Development	230,448.81	Taxes from Public Utilities	4,254,325.75	Local Municipal Purpose Taxes	5,728,242.05
Human Resources	16,400.00	Other Miscellaneous Tax Revenues		Veteran & Senior Citizen Taxes	1,018,140.00
Elections	36,201.32	State Aid Revenues	822,753.84	Total Taxes for Rate Computation	48,683,941.22
General Administration (other)	1,357,061.99	Federal Aid Revenues	360,269.86	Special District Taxes	344,072.00
JUDICIARY		State and Local Fiscal Assistance Act Utilized	2,043,157.00	Bank Stock Taxes	109,736.23
Municipal Courts	285,163.67	Sale of Acquired Property	90,942.31	Added and Omitted Taxes	1,144,437.17
PUBLIC SAFETY		Other Miscellaneous Revenues	1,737,110.24	Total Taxes Levied - ABSTRACT	49,264,046.62
Fire Protection	530,653.07	Other Revenues, Revenue Sharing Tax Effort	890,956.00	Total Taxes Billed	49,337,722.44
Police Protection	3,702,821.70	Total	61,061,767.76	1973 TAXES COLLECTED	46,519,043.66
Civil Defense & Disaster Control	28,149.32	Prior Years Surplus Appropriated	3,506,022.03	1973 Taxes Cancelled, Abated or Adjusted	260,974.09
Environmental Inspection & Control	163,404.75	REVENUES TOTAL	64,567,789.79	Transfer to Tax Title Liens or Foreclosed	129,134.01
Other Public Safety	225,500.00	CAPITAL OUTLAY TOTAL	3,357,804.42	Balance Outstanding Dec. 31, 1973	2,429,570.68
PUBLIC WORKS				PRIOR YEARS TAXES OUTSTANDING	
Streets and Drainage	3,950,868.81	Public Enterprises	2,472,320.10	Balance January 1, 1973	2,763,603.86
Sewers and Sewage Processing	271,170.00	Recreation—Culture	122.25	Collected in 1973	2,464,640.77
Garbage and Trash Disposal	922,332.44	Public Works	624,238.58	Cancelled, Abated or Adjusted 1973	18,762.45
Public Buildings and Grounds	502,459.01	Buildings and Grounds	102,267.02	Transfers to Tax Title Liens or Foreclosed	37,983.32
Other Public Works	105,857.37	Library and Education	2,819.47	Balance December 31, 1973	242,217.32
HEALTH and WELFARE		Conservation		TAX TITLE LIENS OUTSTANDING	
Health Services Except Environmental	161,000.98	All Other	156,037.00	Balance January 1, 1973	451,786.17
Welfare-Public Assistance	96,087.48	CAPITAL DEBT AUTHORIZED, DECEMBER 31, 1973		Transfers From Taxes	170,102.44
Hospitals, Clinics, First Aid	200.00	ISSUED AND UNISSUED GROSS DEBT		Redeemed in 1973	178,342.27
Animal, Insect, & Rodent Control	62,980.45	School	35,606,600	Cancelled, Abated or Adjusted (1973)	29,844.57
Other Welfare Services		Self-Liquidating	9,061,400	Transfers to Foreclosed Property	8,541.58
RECREATION and CONSERVATION		Other	3,738,532	Balance December 31, 1973	405,160.19
Beaches and Boardwalks		Total	48,406,532	PROPERTY ACQUIRED BY DEED OR FORECLOSURE	
Parks, Playgrounds, Shade Trees	313,544.68	ISSUED AND OUTSTANDING		Balance January 1, 1973	1,167,098.82
Land Reclamation & Conservation	547.50	School	34,686,000.00	Transfers From Taxes or Liens	11,840.19
Other Recreational Services	84,746.66	Self-Liquidating	7,554,900.00	Sale for Cash (1973)	90,942.31
EDUCATION (excluding schools)		Other	2,651,767.03	Cancelled, Abated or Adjusted (1973)	17,899.91
Libraries	257,470.90	Total	44,892,667.03	Balance December 31, 1973	1,070,096.79
Other Educational Services	20,300.00	EQUALIZED VALUATION BASIS		CURRENT FINANCES DECEMBER 31, 1973	
STATUTORY EXPENDITURES		FOR NET DEBT COMPUTATION	1,341,564,740.64	ASSETS	
Pensions & F. I. C. A.	729,419.98	REAL PROPERTY VALUATIONS		Cash Dec. 31, 1973	14,496,121.73
Employee Fringe Benefits	257,715.86	Code Class # of Parcels % VAL'N		Taxes Receivable	2,671,788.00
Other Statutory Expenditures		1 Vacant Land 14,416 6.90		Tax Title Liens	405,160.18
MUNICIPAL FUNCTIONS TOTAL	15,465,521.73	2 Residential 42,643 56.55		Foreclosed Property	1,070,096.79
CAPITAL IMPROVEMENTS	2,336,661.20	3 Farm 4,446 5.01		Emergencies & Other Deferred Charges	581,634.42
DEBT SERVICE		4a Commercial 2,667 13.49		State Aid Receivable	288,563.38
Principal Payments	460,380.00	4b Industrial 153 14.78		Other Receivables	561,105.56
Interest Payments	190,344.17	4c Apartments 143 3.27		Total	20,074,470.06
*TYPE I SCHOOL DEBT MEMO	34,500.50	Total 64,468 100.00		LIABILITIES, RESERVES, AND SURPLUS	
DEFERRED CHARGES	388,912.45	Land Area 328.36 Sq. Miles		Cash Liabilities	7,301,648.60
SCHOOL, COUNTY, SPECIAL DISTRICT TAXES	42,281,631.17	Net Valuation Taxable-Municipal	1,187,417,805.00	Reserves for Receivables	4,708,150.53
RESERVE FOR UNCOLLECTED TAXES	3,399,962.77	Net Valuation Taxable-County	1,427,236,166.00	Surplus Dec. 31, 1973	8,064,670.93
EMERGENCY EMPLOYMENT ACT OF 1971	367,665.23	State Equalized Valuation	1,590,774,428.00	Total	20,074,470.06
EXPENDITURES TOTAL	62,554,417.52	State Equalization Ratio			

0999

Population 1970 609,065  
 Population 1973 612,785  
 S & P Rating  
 Moody Rating .00

SUMMARY  
 HUDSON COUNTY  
 MUNICIPALITIES

PER CAPITA: 435.17  
 Gross Debt 154.20  
 Net Debt 26.31  
 Debt Service 297.86  
 Total Tax Levy 268.55  
 Municipal Expenditures

PER CENT:  
 Gross Debt 7.49  
 Net Debt 2.66  
 Tax Levy Collected 92.64  
 Tax Levy Cancelled, Abated or Adjusted .62

EXPENDITURES		REVENUES-REALIZED		1973 PROPERTY TAX	
GENERAL GOVERNMENT				STATE EQUALIZED TAX RATE	
Governing Body & Public Boards	647,040.14	1973 Property Taxes Collected	169,230,384.85	Local District School Taxes	74,910,168.18
Municipal Clerk	447,105.00	1973 Payments in Lieu of Taxes	771,321.76	Regional & Consolidated School Tax	
Financial Administration	1,258,818.91	Delinquent Tax & Lien Collections	8,703,859.23	School Taxes in Municipal Budget	5,501,718.81
Assessment of Taxes	778,059.34	Business Personalty Replacement Taxes	16,408,564.16	County Taxes	45,450,022.95
Collection of Taxes	847,663.00	Taxes from Public Utilities	20,409,823.86	County Library Taxes	
Planning, Housing & Development	1,538,277.46	Other Miscellaneous Tax Revenues	69,526.07	Local Municipal Purpose Taxes	55,405,648.69
Human Resources	2,100,442.82	State Aid Revenues	20,477,142.30	Veteran & Senior Citizen Taxes	1,620,190.00
Elections	326,954.70	Federal Aid Revenues	4,626,918.65	Total Taxes for Rate Computation	182,887,748.63
General Administration (other)	5,647,621.95	State and Local Fiscal Assistance Act Utilized	15,689,156.65	Special District Taxes	
JUDICIARY		Sale of Acquired Property	507,400.00	Bank Stock Taxes	324,750.79
Municipal Courts	1,014,538.63	Other Miscellaneous Revenues	10,847,678.14	Added and Omitted Taxes	931,135.73
PUBLIC SAFETY		Other Revenues, Revenue Sharing Tax Effort	2,949,905.29	Total Taxes Levied - ABSTRACT	182,523,445.15
Fire Protection	26,087,233.91	Total	270,691,680.96	Total Taxes Billed	182,675,223.13
Police Protection	30,797,684.76	Prior Years Surplus Appropriated	8,851,555.15	1973 TAXES COLLECTED	169,230,384.85
Civil Defense & Disaster Control	71,347.00	TOTAL	279,543,236.11	1973 Taxes Cancelled, Abated or Adjusted	1,128,814.90
Environmental Inspection & Control	690,151.85	CAPITAL OUTLAY	17,882,406.30	Transfer to Tax Title Liens or Foreclosed	1,746,073.75
Other Public Safety	490,036.00			Balance Outstanding Dec. 31, 1973	10,569,949.63
PUBLIC WORKS				PRIOR YEARS TAXES OUTSTANDING	
Streets and Drainage	11,226,218.03	Public Enterprises	1,599,250.24	Balance January 1, 1973	15,793,659.51
Sewers and Sewage Processing	1,741,100.74	Recreation—Culture	1,010,703.44	Collected in 1973	7,576,615.34
Garbage and Trash Disposal	4,019,626.85	Public Works	3,423,964.81	Cancelled, Abated or Adjusted 1973	464,790.40
Public Buildings and Grounds	5,583,727.56	Buildings and Grounds	5,270,828.12	Transfers to Tax Title Liens or Foreclosed	566,596.65
Other Public Works	214,745.99	Library and Education	6,577,659.69	Balance December 31, 1973	7,185,657.12
HEALTH and WELFARE		Conservation		TAX TITLE LIENS OUTSTANDING	
Health Services Except Environmental	3,440,135.88	All Other		Balance January 1, 1973	12,737,001.21
Welfare-Public Assistance	1,852,405.18	CAPITAL DEBT AUTHORIZED, DECEMBER 31, 1973		Transfers From Taxes	2,499,073.81
Hospitals, Clinics, First Aid	1,704,547.00	ISSUED AND UNISSUED		Redeemed in 1973	1,127,243.89
Animal, Insect, & Rodent Control	185,714.00	School	121,043,250	Cancelled, Abated or Adjusted (1973)	
Other Welfare Services	111,200.00	Self-liquidating	46,253,869	Transfers to Foreclosed Property	486,957.78
RECREATION and CONSERVATION		Other	99,371,081	Balance December 31, 1973	13,621,873.35
Beaches and Boardwalks		Total	266,668,200	PROPERTY ACQUIRED BY DEED OR FORECLOSURE	
Parks, Playgrounds, Shade Trees	3,166,979.78	ISSUED AND OUTSTANDING		Balance January 1, 1973	23,657,840.72
Land Reclamation & Conservation	6,175.00	School	91,282,000.00	Transfers From Taxes or Liens	486,957.78
Other Recreational Services	489,836.32	Self-Liquidating	23,084,335.00	Sale for Cash (1973)	2,000.00
EDUCATION (excluding schools)		Other	87,834,455.00	Cancelled, Abated or Adjusted (1973)	700.00
Libraries	2,518,745.00	Total	202,200,790.00	Balance December 31, 1973	24,142,098.50
Other Educational Services	17,000.00	EQUALIZED VALUATION BASIS		CURRENT FINANCES DECEMBER 31, 1973	
STATUTORY EXPENDITURES		FOR NET DEBT COMPUTATION	3,558,227,305.33	ASSETS	
Pensions & F. I. C. A.	11,931,445.46	REAL PROPERTY VALUATIONS		Cash Dec. 31, 1973	30,352,725.87
Employee Fringe Benefits	3,043,051.00	Code Class # of Parcels % VAL'N		Taxes Receivable	17,755,606.75
Other Statutory Expenditures		1 Vacant Land 6,555 3.99		Tax Title Liens	13,621,873.35
MUNICIPAL FUNCTIONS		2 Residential 60,767 38.74		Foreclosed Property	24,142,098.50
CAPITAL IMPROVEMENTS	1,704,558.26	3 Farm ----		Emergencies & Other Deferred Charges	2,300,912.47
DEBT SERVICE		4a Commercial 11,848 17.20		State Aid Receivable	2,726,182.91
Principal Payments	8,094,932.93	4b Industrial 3,004 27.30		Other Receivables	5,667,193.01
Interest Payments	8,028,964.44	4c Apartments 5,273 12.77		Total	96,566,592.86
*TYPE I SCHOOL DEBT MEMO	8,828,437.25	Total 87,447 100.00		LIABILITIES, RESERVES, AND SURPLUS	
DEFERRED CHARGES	4,022,570.11	Land Area 46.42 Sq. Miles		Cash Liabilities	23,096,019.59
SCHOOL, COUNTY, SPECIAL DISTRICT TAXES	125,861,539.94	Net Valuation Taxable-Municipal	2,746,750,083.00	Reserves for Receivables	61,186,771.61
RESERVE FOR UNCOLLECTED TAXES	15,643,146.24	Net Valuation Taxable-County	3,887,358,348.00	Surplus Dec. 31, 1973	12,283,801.66
EMERGENCY EMPLOYMENT ACT OF 1971	4,776,447.70	State Equalized Valuation	3,912,980,701.00	Total	96,566,592.86
EXPENDITURES	290,423,600.62	State Equalization Ratio			

1971

\* ABOVE DEBT SERVICE INCLUDES TYPE I SCHOOL DEBT

1099

Population 1970 **70,000**  
 Population 1973 **74,080**  
 S & P Rating  
 Moody Rating **.00**

**SUMMARY  
 HUNTERDON COUNTY  
 MUNICIPALITIES**

PER CAPITA: **503.06** PER CENT:  
 Gross Debt **26.93** Gross Debt 4.22  
 Net Debt **.24** Net Debt 0.23  
 Debt Service **405.51** Tax Levy Collected 91.50  
 Total Tax Levy **149.23** Tax Levy Cancelled, Abated  
 Municipal Expenditures or Adjusted **.48**

EXPENDITURES		REVENUES-REALIZED		1973 PROPERTY TAX	
<b>GENERAL GOVERNMENT</b>				<b>STATE EQUALIZED TAX RATE</b> →	
Governing Body & Public Boards		1973 Property Taxes Collected	27,558,953.55	Local District School Taxes	12,407,792.50
Municipal Clerk	10,650.00	1973 Payments in Lieu of Taxes	4,304.95	Regional & Consolidated School Tax	9,886,575.81
Financial Administration	116,634.07	Delinquent Tax & Lien Collections	1,946,710.74	School Taxes in Municipal Budget	
Assessment of Taxes	179,592.95	Business Personalty Replacement Taxes	1,222,809.55	County Taxes	4,354,702.64
Collection of Taxes	146,538.48	Taxes from Public Utilities	3,303,390.80	County Library Taxes	200,000.00
Planning, Housing & Development	292,570.25	Other Miscellaneous Tax Revenues		Local Municipal Purpose Taxes	2,364,568.36
Human Resources		State Aid Revenues	407,219.37	Veteran & Senior Citizen Taxes	403,070.00
Elections	13,762.98	Federal Aid Revenues	2,302.00	Total Taxes for Rate Computation	29,616,709.31
General Administration (other)	1,052,484.65	State and Local Fiscal Assistance Act Utilized	515,716.25	Special District Taxes	1,000.00
<b>JUDICIARY</b>		Sale of Acquired Property	997,250.64	Bank Stock Taxes	59,855.16
Municipal Courts	130,166.03	Other Miscellaneous Revenues	498,360.99	Added and Omitted Taxes	758,730.07
<b>PUBLIC SAFETY</b>		Other Revenues, Revenue Sharing Tax Effort	36,457,018.84	Total Taxes Levied - ABSTRACT	30,033,224.54
Fire Protection	296,431.00	Total	39,323,032.62	Total Taxes Billed	30,120,706.27
Police Protection	991,691.94	Prior Years Surplus Appropriated	2,866,013.78	1973 TAXES COLLECTED	27,558,953.35
Civil Defense & Disaster Control	6,248.00	REVENUES		1973 Taxes Cancelled, Abated or Adjusted	145,361.80
Environmental Inspection & Control	104,964.85	CAPITAL OUTLAY	619,061.34	Transfer to Tax Title Liens or Foreclosed	75,093.59
Other Public Safety	7,000.00	Total		Balance Outstanding Dec. 31, 1973	2,341,297.57
<b>PUBLIC WORKS</b>		Public Enterprises	99,624.94	<b>PRIOR YEARS TAXES OUTSTANDING</b>	
Streets and Drainage	2,280,033.09	Recreation—Culture	5,575.00	Balance January 1, 1973	2,141,892.33
Sewers and Sewage Processing	177,214.40	Public Works	188,448.03	Collected in 1973	1,905,812.21
Garbage and Trash Disposal	289,377.23	Buildings and Grounds	229,002.37	Cancelled, Abated or Adjusted 1973	20,329.09
Public Buildings and Grounds	208,392.85	Library and Education		Transfers to Tax Title Liens or Foreclosed	39,973.32
Other Public Works	7,300.00	Conservation		Balance December 31, 1973	175,777.71
<b>HEALTH and WELFARE</b>		All Other	96,411.00	<b>TAX TITLE LIENS OUTSTANDING</b>	
Health Services Except Environmental	61,361.95	CAPITAL DEBT AUTHORIZED, DECEMBER 31, 1973		Balance January 1, 1973	126,843.05
Welfare-Public Assistance	34,925.00	ISSUED AND UNISSUED		Transfers From Taxes	119,168.37
Hospitals, Clinics, First Aid	1,600.00	School	31,208,600	Redeemed in 1973	40,898.53
Animal, Insect, & Rodent Control	10,640.10	Self-Liquidating	5,346,678	Cancelled, Abated or Adjusted (1973)	1,358.70
Other Welfare Services		Other	711,565	Transfers to Foreclosed Property	
<b>RECREATION and CONSERVATION</b>		Total	37,266,843	Balance December 31, 1973	203,754.19
Beaches and Boardwalks		ISSUED AND OUTSTANDING		<b>PROPERTY ACQUIRED BY DEED OR FORECLOSURE</b>	
Parks, Playgrounds, Shade Trees	52,267.50	School	18,485,532.99	Balance January 1, 1973	7,881.80
Land Reclamation & Conservation	46,765.21	Self-Liquidating	5,038,990.12	Transfers From Taxes or Liens	
Other Recreational Services	24,776.87	Other	34,800.00	Sale for Cash (1973)	
<b>EDUCATION (excluding schools)</b>		Total	23,559,323.11	Cancelled, Abated or Adjusted (1973)	
Libraries	68,217.69	EQUALIZED VALUATION BASIS		Balance December 31, 1973	7,881.80
Other Educational Services	1,133,800.00	FOR NET DEBT COMPUTATION	882,924,445.31	<b>CURRENT FINANCES DECEMBER 31, 1973</b>	
<b>STATUTORY EXPENDITURES</b>		REAL PROPERTY VALUATIONS		<b>ASSETS</b>	
Pensions & F. I. C. A.	222,274.01	Code Class # of Parcels % VAL'N	ASSESSED VALUATION	Cash Dec. 31, 1973	15,611,804.79
Employee Fringe Benefits	84,176.74	1 Vacant Land 5,244 6.77	58,157,280	Taxes Receivable	2,517,075.28
Other Statutory Expenditures		2 Residential 18,044 60.79	522,607,646	Tax Title Liens	203,754.19
<b>MUNICIPAL FUNCTIONS</b>		3 Farm 4,914 15.36	132,041,143	Foreclosed Property	7,881.80
<b>CAPITAL IMPROVEMENTS</b>		4a Commercial 1,455 10.53	90,531,948	Emergencies & Other Deferred Charges	283,998.97
<b>DEBT SERVICE</b>		4b Industrial 123 5.45	46,831,353	State Aid Receivable	679,651.55
Principal Payments	11,600.00	4c Apartments 64 1.10	9,454,945	Other Receivables	222,175.11
Interest Payments	6,035.00	Total 29,844 100.00	859,624,315	Total	19,526,341.69
<b>DEFERRED CHARGES</b>		Land Area 429.60 Sq. Miles		<b>LIABILITIES, RESERVES, AND SURPLUS</b>	
SCHOOL, COUNTY, SPECIAL DISTRICT TAXES	26,850,070.95	Net Valuation Taxable-Municipal	885,467,239.00	Cash Liabilities	9,323,636.79
RESERVE FOR UNCOLLECTED TAXES	2,754,636.09	Net Valuation Taxable-County	957,686,342.00	Reserves for Receivables	2,950,886.38
<b>EMERGENCY EMPLOYMENT ACT OF 1971</b>		State Equalized Valuation	1,050,834,835.00	Surplus Dec. 31, 1973	7,251,818.52
<b>EXPENDITURES</b>		State Equalization Ratio		Total	19,526,341.69
<b>TOTAL</b>	<b>37,904,726.44</b>				

1199

Population 1970 305,130  
 Population 1973 314,765  
 S & P Rating  
 Moody Rating .00

SUMMARY  
 MERCER COUNTY  
 MUNICIPALITIES

PER CAPITA: 297.97  
 Gross Debt 92.83  
 Net Debt 12.83  
 Debt Service 320.97  
 Total Tax Levy 203.03  
 Municipal Expenditures

PER CENT:  
 Gross Debt 3.81  
 Net Debt 1.19  
 Tax Levy Collected 94.31  
 Tax Levy Cancelled, Abated or Adjusted .45

EXPENDITURES		REVENUES-REALIZED		1973 PROPERTY TAX	
GENERAL GOVERNMENT				STATE EQUALIZED TAX RATE	
Governing Body & Public Boards	110,259.00	1973 Property Taxes Collected		Local District School Taxes	
Municipal Clerk	98,746.00	1973 Payments in Lieu of Taxes		Regional & Consolidated School Tax	
Financial Administration	431,808.74	Delinquent Tax & Lien Collections		School Taxes in Municipal Budget	
Assessment of Taxes	379,667.87	Business Personalty Replacement Taxes		County Taxes	
Collection of Taxes	476,168.06	Taxes from Public Utilities		County Library Taxes	
Planning, Housing & Development	2,726,992.66	Other Miscellaneous Tax Revenues		Local Municipal Purpose Taxes	
Human Resources	1,177,052.55	State Aid Revenues		Veteran & Senior Citizen Taxes	
Elections	36,946.47	Federal Aid Revenues		Total Taxes for Rate Computation	
General Administration (other)	3,987,646.49	State and Local Fiscal Assistance Act Utilized		Special District Taxes	
JUDICIARY	458,356.02	Sale of Acquired Property		Bank Stock Taxes	
PUBLIC SAFETY		Other Miscellaneous Revenues		Added and Omitted Taxes	
Fire Protection	4,418,735.91	Other Revenues, Revenue Sharing Tax Effort		Total Taxes Levied - ABSTRACT	
Police Protection	11,632,172.15	Prior Years Surplus Appropriated		Total Taxes Billed	
Civil Defense & Disaster Control	136,464.32	REVENUES TOTAL		1973 TAXES COLLECTED	
Environmental Inspection & Control	1,254,528.56	CAPITAL OUTLAY TOTAL		1973 Taxes Cancelled, Abated or Adjusted	
Other Public Safety	71,105.00			Transfer to Tax Title Liens or Foreclosed	
PUBLIC WORKS				Balance Outstanding Dec. 31, 1973	
Streets and Drainage	5,999,204.91	Public Enterprises		PRIOR YEARS TAXES OUTSTANDING	
Sewers and Sewage Processing	2,725,552.95	Recreation—Culture		Balance January 1, 1973	
Garbage and Trash Disposal	2,655,081.21	Public Works		Collected in 1973	
Public Buildings and Grounds	1,094,126.85	Buildings and Grounds		Cancelled, Abated or Adjusted 1973	
Other Public Works	35,000.00	Library and Education		Transfers to Tax Title Liens or Foreclosed	
HEALTH and WELFARE		Conservation		Balance December 31, 1973	
Health Services Except Environmental	1,943,579.08	All Other		TAX TITLE LIENS OUTSTANDING	
Welfare Public Assistance	553,892.09	CAPITAL DEBT AUTHORIZED, DECEMBER 31, 1973		Balance January 1, 1973	
Hospitals, Clinics, First Aid	21,313.40	ISSUED AND UNISSUED GROSS DEBT		Transfers From Taxes	
Animal, Insect, & Rodent Control	297,487.18	NET DEBT		Redeemed in 1973	
Other Welfare Services				Cancelled, Abated or Adjusted (1973)	
RECREATION and CONSERVATION				Transfers to Foreclosed Property	
Beaches and Boardwalks				Balance December 31, 1973	
Parks, Playgrounds, Shade Trees	1,211,549.40			PROPERTY ACQUIRED BY DEED OR	
Land Reclamation & Conservation	46,533.21			FORECLOSURE	
Other Recreational Services	938,733.25			Balance January 1, 1973	
EDUCATION (excluding schools)				Transfers From Taxes or Liens	
Libraries	1,231,744.17			Sale for Cash (1973)	
Other Educational Services	430,447.25			Cancelled, Abated or Adjusted (1973)	
STATUTORY EXPENDITURES				Balance December 31, 1973	
Pensions & F. I. C. A.	3,440,841.79				
Employee Fringe Benefits	752,204.04				
Other Statutory Expenditures					
MUNICIPAL FUNCTIONS TOTAL					
CAPITAL IMPROVEMENTS	4,730,809.78				
DEBT SERVICE					
Principal Payments	2,536,700.00				
Interest Payments	1,502,433.35				
*TYPE I SCHOOL DEBT MEMO	550,901.00				
DEFERRED CHARGES	318,828.18				
SCHOOL, COUNTY, SPECIAL DISTRICT TAXES	81,182,005.26				
RESERVE FOR UNCOLLECTED TAXES	7,037,402.26				
EMERGENCY EMPLOYMENT ACT OF 1971	1,736,354.66				
EXPENDITURES TOTAL	145,087,664.29				

1971/3000

\* ABOVE DEBT SERVICE INCLUDES TYPE I SCHOOL DEBT

1299

Population 1970 585,780  
 Population 1973 604,400  
 S & P Rating  
 Moody Rating .00

SUMMARY  
 MIDDLESEX COUNTY  
 MUNICIPALITIES

PER CAPITA: 552.36 PER CENT:  
 Gross Debt 216.39 Gross Debt 5.49  
 Net Debt 17.37 Net Debt 2.15  
 Debt Service 349.82 Tax Levy Collected 96.08  
 Total Tax Levy 161.08 Tax Levy Cancelled, Abated or Adjusted .45  
 Municipal Expenditures

EXPENDITURES		REVENUES-REALIZED		1973 PROPERTY TAX	
GENERAL GOVERNMENT				STATE EQUALIZED TAX RATE →	
Governing Body & Public Boards	410,617.00	1973 Property Taxes Collected	203,429,549.18	Local District School Taxes	137,679,934.42
Municipal Clerk	364,724.76	1973 Payments in Lieu of Taxes	313,063.54	Regional & Consolidated School Tax	443,167.63
Financial Administration	976,754.02	Delinquent Tax & Lien Collections	6,834,899.90	School Taxes in Municipal Budget	2,737,431.62
Assessment of Taxes	890,283.73	Business Personalty Replacement Taxes	11,331,250.93	County Taxes	36,981,744.42
Collection of Taxes	1,022,226.56	Taxes from Public Utilities	21,727,990.92	County Library Taxes	
Planning, Housing & Development	1,953,658.55	Other Miscellaneous Tax Revenues	5,518,056.53	Local Municipal Purpose Taxes	26,930,941.82
Human Resources	739,342.10	State Aid Revenues	1,190,058.55	Veteran & Senior Citizen Taxes	3,061,800.00
Elections	115,209.00	Federal Aid Revenues	8,222,762.73	Total Taxes for Rate Computation	207,835,019.91
General Administration (other)	6,706,990.44	State and Local Fiscal Assistance Act Utilized	8,222,762.73	Special District Taxes	3,222,559.22
JUDICIARY		Sale of Acquired Property	761,337.59	Bank Stock Taxes	243,694.83
Municipal Courts	800,474.65	Other Miscellaneous Revenues	8,083,506.95	Added and Omitted Taxes	3,189,504.92
PUBLIC SAFETY		Other Revenues, Revenue Sharing Tax Effort	2,966,663.33	Total Taxes Levied - ABSTRACT	211,428,978.88
Fire Protection	4,654,395.45	Total	270,379,140.15	Total Taxes Billed	211,738,342.34
Police Protection	19,681,635.73	Prior Years Surplus Appropriated	12,564,977.10	1973 TAXES COLLECTED	203,429,549.18
Civil Defense & Disaster Control	111,027.00	REVENUES TOTAL	282,944,117.25	1973 Taxes Cancelled, Abated or Adjusted	951,424.90
Environmental Inspection & Control	1,083,592.43	CAPITAL OUTLAY TOTAL	13,951,143.66	Transfer to Tax Title Liens or Foreclosed	609,362.10
Other Public Safety	585.00			Balance Outstanding Dec. 31, 1973	6,748,006.16
PUBLIC WORKS		Public Enterprises	936,657.06	PRIOR YEARS TAXES OUTSTANDING	
Streets and Drainage	9,453,492.60	Recreation—Culture	547,048.57	Balance January 1, 1973	9,321,736.50
Sewers and Sewage Processing	3,406,716.54	Public Works	6,398,353.91	Collected in 1973	6,120,887.79
Garbage and Trash Disposal	5,101,345.03	Buildings and Grounds	903,044.21	Cancelled, Abated or Adjusted 1973	433,026.86
Public Buildings and Grounds	2,212,532.91	Library and Education	5,166,039.91	Transfers to Tax Title Liens or Foreclosed	444,855.63
Other Public Works	659,777.34	Conservation		Balance December 31, 1973	2,322,966.22
HEALTH and WELFARE		All Other		TAX TITLE LIENS OUTSTANDING	
Health Services Except Environmental	1,506,212.09			Balance January 1, 1973	2,658,723.08
Welfare-Public Assistance	387,413.38	CAPITAL DEBT AUTHORIZED, DECEMBER 31, 1973		Transfers From Taxes	1,087,768.00
Hospitals, Clinics, First Aid	129,650.00	ISSUED AND UNISSUED		Redeemed in 1973	714,012.11
Animal, Insect, & Rodent Control	40,145.00	SCHOOL	172,333,159	Cancelled, Abated or Adjusted (1973)	118,565.69
Other Welfare Services	13,850.00	Self-liquidating	38,539,670	Transfers to Foreclosed Property	166,217.99
RECREATION and CONSERVATION		Other	122,976,344	Balance December 31, 1973	2,747,695.29
Beaches and Boardwalks	17,500.00	Total	333,849,173	PROPERTY ACQUIRED BY DEED OR FORECLOSURE	
Parks, Playgrounds, Shade Trees	2,442,808.38	ISSUED AND OUTSTANDING		Balance January 1, 1973	4,509,369.59
Land Reclamation & Conservation	199,425.00	SCHOOL	159,063,659.64	Transfers From Taxes or Liens	166,217.99
Other Recreational Services	1,210,074.60	Self-Liquidating	27,265,407.00	Sale for Cash (1973)	208,036.09
EDUCATION (excluding schools)		Other	78,448,890.89	Cancelled, Abated or Adjusted (1973)	382,862.88
Libraries	3,032,652.23	Total	264,777,957.53	Balance December 31, 1973	4,084,688.61
Other Educational Services	18,010.00	EQUALIZED VALUATION BASIS		CURRENT FINANCES DECEMBER 31, 1973	
STATUTORY EXPENDITURES		FOR NET DEBT COMPUTATION	6,077,360,839.66	ASSETS	
Pensions & F. I. C. A.	4,766,183.14	PROPERTY VALUATIONS		Cash Dec. 31, 1973	32,925,573.94
Employee Fringe Benefits	1,279,658.00	Code Class # of Parcels % VAL'N		Taxes Receivable	9,070,972.38
Other Statutory Expenditures		1 Vacant Land 22,173 4.61	290,367,131	Tax Title Liens	2,747,695.29
MUNICIPAL FUNCTIONS TOTAL	75,388,962.66	2 Residential 126,220 58.17	3,666,945,626	Foreclosed Property	4,084,688.61
CAPITAL IMPROVEMENTS	4,007,241.44	3 Farm 1,931 0.79	49,615,200	Emergencies & Other Deferred Charges	2,022,253.87
DEBT SERVICE		4a Commercial 7,260 11.26	710,230,852	State Aid Receivable	1,934,877.57
Principal Payments	5,459,380.00	4i Industrial 1,684 19.38	1,221,803,134	Other Receivables	1,683,259.67
Interest Payments	5,040,003.31	4c Apartments 503 5.79	364,967,357	Total	54,469,321.33
*TYPE I SCHOOL DEBT MEMO	3,114,822.37	Total	6,303,929,300	LIABILITIES, RESERVES, AND SURPLUS	
DEFERRED CHARGES	1,532,969.67	Land Area 311.00 Sq. Miles		Cash Liabilities	16,418,857.81
SCHOOL, COUNTY, SPECIAL DISTRICT TAXES	181,064,837.31	Net Valuation Taxable-Municipal	6,415,669,973.00	Reserves for Receivables	17,586,615.95
RESERVE FOR UNCOLLECTED TAXES	8,799,743.53	Net Valuation Taxable-County	7,320,764,371.00	Surplus Dec. 31, 1973	20,463,847.57
EMERGENCY EMPLOYMENT ACT OF 1971	1,134,885.11	State Equalized Valuation	7,074,171,029.00	Total	54,469,321.33
EXPENDITURES TOTAL	278,420,785.59	State Equalization Ratio			

1971.3000

\* ABOVE DEBT SERVICE INCLUDES TYPE I SCHOOL DEBT

1399

Population 1970 **463,660**  
 Population 1973 **479,320**  
 S & P Rating  
 Moody Rating **.00**

**SUMMARY  
 MONMOUTH COUNTY  
 MUNICIPALITIES**

PER CAPITA: **574.59** PER CENT: **6.23**  
 Gross Debt **194.30** Gross Debt **2.11**  
 Net Debt **12.29** Net Debt **94.01**  
 Debt Service **372.11** Tax Levy Collected  
 Total Tax Levy **163.14** Tax Levy Cancelled, Abated  
 Municipal Expenditures or Adjusted **.30**

EXPENDITURES		REVENUES-REALIZED		1973 PROPERTY TAX	
<b>GENERAL GOVERNMENT</b>				<b>STATE EQUALIZED TAX RATE</b>	
Governing Body & Public Boards	75,886.21	1973 Property Taxes Collected	167,873,961.23	Local District School Taxes	85,665,560.73
Municipal Clerk	141,529.00	1973 Payments in Lieu of Taxes	202,306.82	Regional & Consolidated School Tax	25,314,891.88
Financial Administration	771,362.27	Delinquent Tax & Lien Collections	8,444,682.25	School Taxes in Municipal Budget	367,320.50
Assessment of Taxes	803,902.93	Business Personalty Replacement Taxes	3,684,733.71	County Taxes	30,343,926.82
Collection of Taxes	1,006,395.89	Taxes from Public Utilities	9,940,557.01	County Library Taxes	725,577.94
Planning, Housing & Development	901,118.73	Other Miscellaneous Tax Revenues	29,130.04	Local Municipal Purpose Taxes	30,317,528.87
Human Resources	793,627.02	State Aid Revenues	4,289,134.95	Veteran & Senior Citizen Taxes	2,355,680.00
Elections	96,708.07	Federal Aid Revenues	1,407,009.78	Total Taxes for Rate Computation	175,090,486.74
General Administration (other)	6,998,748.21	State and Local Fiscal Assistance Act Utilized	5,917,984.21	Special District Taxes	1,771,063.57
<b>JUDICIARY</b>		Other Miscellaneous Revenues	326,333.26	Bank Stock Taxes	291,401.71
Municipal Courts	884,774.69	Sale of Acquired Property	8,894,155.03	Added and Omitted Taxes	3,562,629.41
<b>PUBLIC SAFETY</b>		Other Revenues, Revenue Sharing Tax Effort	3,045,054.77	Total Taxes Levied - ABSTRACT	178,359,901.43
Fire Protection	2,356,916.33	Total	214,055,843.06	Total Taxes Billed	178,542,006.87
Police Protection	15,435,680.93	Prior Years Surplus Appropriated	12,756,894.94	1973 TAXES COLLECTED	167,843,961.23
Civil Defense & Disaster Control	52,963.75	REVENUES TOTAL	226,811,938.00	1973 Taxes Cancelled, Abated or Adjusted	532,940.92
Environmental Inspection & Control	833,433.79	CAPITAL OUTLAY TOTAL	20,074,001.17	Transfer to Tax Title Liens or Foreclosed	421,642.57
Other Public Safety	2,150.00			Balance Outstanding Dec. 31, 1973	9,744,073.50
<b>PUBLIC WORKS</b>				<b>PRIOR YEARS TAXES OUTSTANDING</b>	
Streets and Drainage	9,864,811.61	Public Enterprises	2,427,643.56	Balance January 1, 1973	8,558,821.08
Sewers and Sewage Processing	837,002.43	Recreation—Culture	561,877.37	Collected in 1973	7,633,801.67
Garbage and Trash Disposal	3,967,334.21	Public Works	10,333,667.61	Cancelled, Abated or Adjusted 1973	37,218.42
Public Buildings and Grounds	1,618,420.81	Buildings and Grounds	5,468,740.79	Transfers to Tax Title Liens or Foreclosed	171,169.81
Other Public Works	145,031.62	Library and Education	1,175,970.34	Balance December 31, 1973	716,631.18
<b>HEALTH AND WELFARE</b>		Conservation	1,351.00	<b>TAX TITLE LIENS OUTSTANDING</b>	
Health Services Except Environmental	1,038,243.78	All Other	104,750.50	Balance January 1, 1973	2,361,472.48
Welfare-Public Assistance	313,331.82			Transfers From Taxes	610,112.49
Hospitals, Clinics, First Aid	89,750.00	<b>CAPITAL DEBT AUTHORIZED, DECEMBER 31, 1973</b>		Redeemed in 1973	810,880.58
Animal, Insect, & Rodent Control	102,813.50	ISSUED AND UNISSUED GROSS DEBT		Cancelled, Abated or Adjusted (1973)	4,622.23
Other Welfare Services	10,376.61	School	168,374,080	Transfers to Foreclosed Property	56,759.70
<b>RECREATION AND CONSERVATION</b>		Self-liquidating	27,703,515	Balance December 31, 1973	2,099,322.46
Beaches and Boardwalks	1,030,943.37	Other	79,331,320	<b>PROPERTY ACQUIRED BY DEED OR FORECLOSURE</b>	
Parks, Playgrounds, Shade Trees	1,004,918.50	Total	275,413,917	Balance January 1, 1973	3,997,197.58
Land Reclamation & Conservation	121,842.91			Transfers From Taxes or Liens	74,761.75
Other Recreational Services	1,193,419.38	ISSUED AND OUTSTANDING		Sale for Cash (1973)	252,963.50
<b>EDUCATION (excluding schools)</b>		School	137,114,680.95	Cancelled, Abated or Adjusted (1973)	256,409.00
Libraries	1,220,802.10	Self-liquidating	19,071,450.00	Balance December 31, 1973	3,562,586.83
Other Educational Services	165,296.00	Other	53,287,969.00	<b>CURRENT FINANCES DECEMBER 31, 1973</b>	
<b>STATUTORY EXPENDITURES</b>		Total	209,474,099.95	<b>ASSETS</b>	
Pensions & F. I. C. A.	3,268,102.53	<b>EQUALIZED VALUATION BASIS FOR NET DEBT COMPUTATION</b>	4,421,326,183.99	Cash Dec. 31, 1973	48,531,325.87
Employee Fringe Benefits	869,545.23	<b>REAL PROPERTY VALUATIONS</b>		Taxes Receivable	10,460,704.68
Other Statutory Expenditures		Code Class of Parcels % VAL'N	ASSESSED VALUATION	Tax Title Liens	2,099,322.46
<b>MUNICIPAL FUNCTIONS</b>		1 Vacant Land 23,029 4.81	195,586,405	Foreclosed Property	3,562,586.83
<b>CAPITAL IMPROVEMENTS</b>		2 Residential 113,565 70.27	2,856,083,030	Emergencies & Other Deferred Charges	1,562,010.35
<b>DEBT SERVICE</b>		3 Farm 4,963 2.67	108,678,774	State Aid Receivable	1,820,363.30
Principal Payments	3,472,720.00	4a Commercial 7,364 13.41	544,935,123	Other Receivables	5,213,539.75
Interest Payments	2,417,292.33	4b Industrial 357 3.60	146,385,055	Total	73,249,853.24
<b>*TYPE I SCHOOL DEBT MEMO</b>	817,758.25	4c Apartments 1,578 5.24	213,106,884	<b>LIABILITIES, RESERVES, AND SURPLUS</b>	
<b>DEFERRED CHARGES</b>	1,402,873.45	Total	4,064,775,271	Cash Liabilities	29,737,422.06
<b>SCHOOL, COUNTY, SPECIAL DISTRICT TAXES</b>	144,188,341.44	Land Area 471.57 Sq. Miles		Reserves for Receivables	21,336,153.72
<b>RESERVE FOR UNCOLLECTED TAXES</b>	11,479,542.49	Net Valuation Taxable-Municipal	4,134,342,725.00	Surplus Dec. 31, 1973	22,176,277.46
<b>EMERGENCY EMPLOYMENT ACT OF 1971</b>	1,404,687.44	Net Valuation Taxable-County	4,649,289,785.00	Total	73,249,853.24
<b>EXPENDITURES TOTAL</b>	222,382,641.43	State Equalized Valuation	5,053,777,679.00		
		State Equalization Ratio			

1971/3000

\* ABOVE DEBT SERVICE INCLUDES TYPE I SCHOOL DEBT

1499

Population 1970 385,145  
 Population 1973 402,370  
 S & P Rating  
 Moody Rating .00

SUMMARY  
 MORRIS COUNTY  
 MUNICIPALITIES

PER CAPITA: 678.05  
 Gross Debt 187.30  
 Net Debt 6.37  
 Debt Service 438.85  
 Total Tax Levy 162.40  
 Municipal Expenditures

PER CENT: 5.63  
 Gross Debt 1.56  
 Net Debt 95.82  
 Tax Levy Collected  
 Tax Levy Cancelled, Abated or Adjusted .53

EXPENDITURES		REVENUES-REALIZED		1973 PROPERTY TAX	
GENERAL GOVERNMENT		1973 Property Taxes Collected		STATE EQUALIZED TAX RATE	
Governing Body & Public Boards	75,180.00	1973 Payments in Lieu of Taxes		Local District School Taxes	92,440,338.71
Municipal Clerk	45,360.00	Delinquent Tax & Lien Collections		Regional & Consolidated School Tax	25,409,715.05
Financial Administration	885,925.79	Business Personalty Replacement Taxes		School Taxes in Municipal Budget	
Assessment of Taxes	603,501.02	Taxes from Public Utilities		County Taxes	23,475,641.41
Collection of Taxes	587,940.08	Other Miscellaneous Tax Revenues		County Library Taxes	870,000.00
Planning, Housing & Development	880,628.90	State Aid Revenues		Local Municipal Purpose Taxes	30,746,734.62
Human Resources	117,883.50	Federal Aid Revenues		Veteran & Senior Citizen Taxes	1,807,280.00
Elections	59,540.00	State and Local Fiscal Assistance Act Utilized		Total Taxes for Rate Computation	174,749,709.79
General Administration (other)	6,010,534.87	Sale of Acquired Property		Special District Taxes	1,244,860.46
JUDICIARY		Other Miscellaneous Revenues		Bank Stock Taxes	247,620.55
Municipal Courts	579,248.71	Other Revenues, Revenue Sharing Tax Effort		Added and Omitted Taxes	2,144,881.56
PUBLIC SAFETY		Total		Total Taxes Levied - ABSTRACT	176,579,792.36
Fire Protection	2,013,941.86	Prior Years Surplus Appropriated		Total Taxes Billed	176,859,403.28
Police Protection	12,868,433.00	REVENUES TOTAL		1973 TAXES COLLECTED	169,473,710.21
Civil Defense & Disaster Control	166,641.43	CAPITAL OUTLAY TOTAL		1973 Taxes Cancelled, Abated or Adjusted	943,734.77
Environmental Inspection & Control	580,050.53	Public Enterprises		Transfer to Tax Title Liens or Foreclosed	779,687.88
Other Public Safety	3,785.00	Recreation—Culture		Balance Outstanding Dec. 31, 1973	5,822,436.42
PUBLIC WORKS		Public Works		PRIOR YEARS TAXES OUTSTANDING	
Streets and Drainage	8,955,027.53	Buildings and Grounds		Balance January 1, 1973	5,191,407.02
Sewers and Sewage Processing	1,718,285.80	Library and Education		Collected in 1973	4,486,907.12
Garbage and Trash Disposal	2,231,211.50	Conservation		Cancelled, Abated or Adjusted 1973	148,408.44
Public Buildings and Grounds	1,256,954.64	All Other		Transfers to Tax Title Liens or Foreclosed	152,653.09
Other Public Works	724,858.40	CAPITAL DEBT AUTHORIZED, DECEMBER 31, 1973		Balance December 31, 1973	403,438.37
HEALTH and WELFARE		ISSUED AND UNISSUED GROSS DEBT		TAX TITLE LIENS OUTSTANDING	
Health Services Except Environmental	1,247,253.94	School		Balance January 1, 1973	2,214,568.85
Welfare-Public Assistance	241,470.33	Self-liquidating		Transfers From Taxes	775,970.55
Hospitals, Clinics, First Aid	54,350.00	Other		Redeemed in 1973	983,387.48
Animal, Insect, & Rodent Control	157,676.25	Total		Cancelled, Abated or Adjusted (1973)	8,052.63
Other Welfare Services	500.00	ISSUED AND OUTSTANDING		Transfers to Foreclosed Property	75,007.16
RECREATION and CONSERVATION		School		Balance December 31, 1973	1,924,092.13
Beaches and Boardwalks	4,934.34	Self-Liquidating		PROPERTY ACQUIRED BY DEED OR FORECLOSURE	
Parks, Playgrounds, Shade Trees	1,290,409.00	Other		Balance January 1, 1973	1,085,877.19
Land Reclamation & Conservation	85,159.00	Total		Transfers From Taxes or Liens	75,007.16
Other Recreational Services	1,089,280.16	EQUALIZED VALUATION BASIS		Sale for Cash (1973)	62,589.08
EDUCATION (excluding schools)		FOR NET DEBT COMPUTATION		Cancelled, Abated or Adjusted (1973)	540.00
Libraries	1,609,454.00	REAL PROPERTY VALUATIONS		Balance December 31, 1973	1,097,755.27
Other Educational Services	73,250.00	Code Class # of Parcels VAL'N		CURRENT FINANCES DECEMBER 31, 1973	
STATUTORY EXPENDITURES		ASSESSED VALUATION		ASSETS	
Pensions & F. I. C. A.	2,511,845.70	1 Vacant Land 20,994 7.15		Cash Dec. 31, 1973	25,702,773.22
Employee Fringe Benefits	711,663.98	2 Residential 94,412 67.29		Taxes Receivable	6,225,874.79
Other Statutory Expenditures		3 Farm 1,410 1.02		Tax Title Liens	1,924,092.13
MUNICIPAL FUNCTIONS TOTAL	49,442,179.23	4a Commercial 4,345 10.94		Foreclosed Property	1,097,755.27
CAPITAL IMPROVEMENTS	6,824,069.89	4b Industrial 641 9.07		Emergencies & Other Deferred Charges	1,477,359.71
DEBT SERVICE		4c Apartments 247 4.53		State Aid Receivable	1,160,756.97
Principal Payments	1,347,347.00	Total 122,049 100.00		Other Receivables	1,102,812.42
Interest Payments	1,216,024.60	Land Area 470.24 Sq. Miles		Total	38,691,424.51
DEFERRED CHARGES	2,112,839.36	Net Valuation Taxable-Municipal		LIABILITIES, RESERVES, AND SURPLUS	
SCHOOL, COUNTY, SPECIAL DISTRICT TAXES	143,440,555.63	Net Valuation Taxable-County		Cash Liabilities	11,410,668.35
RESERVE FOR UNCOLLECTED TAXES	10,938,763.64	State Equalized Valuation		Reserves for Receivables	10,350,534.61
EMERGENCY EMPLOYMENT ACT OF 1971	289,241.30	State Equalization Ratio		Surplus Dec. 31, 1973	16,930,221.55
EXPENDITURES TOTAL	208,786,950.76			Total	38,691,424.51

1599

Population 1970 210,760  
 Population 1973 243,165  
 S & P Rating  
 Moody Rating .00

# SUMMARY OCEAN COUNTY MUNICIPALITIES

PER CAPITA:	415.31	PER CENT:	
Gross Debt	117.30	Gross Debt	3.29
Net Debt	7.47	Net Debt	0.93
Debt Service	387.93	Tax Levy Collected	92.44
Total Tax Levy	189.26	Tax Levy Cancelled, Abated or Adjusted	.21
Municipal Expenditures			

EXPENDITURES		REVENUES-REALIZED		1973 PROPERTY TAX	
GENERAL GOVERNMENT				STATE EQUALIZED TAX RATE →	
Governing Body & Public Boards	129,010.00	1973 Property Taxes Collected		37,093,828.11	
Municipal Clerk	177,013.00	1973 Payments in Lieu of Taxes		21,392,138.20	
Financial Administration	390,769.28	Delinquent Tax & Lien Collections		16,004,217.26	
Assessment of Taxes	906,983.69	Business Personalty Replacement Taxes		510,750.00	
Collection of Taxes	953,193.24	Taxes from Public Utilities		14,831,979.96	
Planning, Housing & Development	562,551.09	Other Miscellaneous Tax Revenues		1,894,491.00	
Human Resources	236,954.00	State Aid Revenues		91,727,404.53	
Elections	60,124.95	Federal Aid Revenues		866,570.00	
General Administration (other)	4,389,145.87	State and Local Fiscal Assistance Act Utilized		184,224.65	
JUDICIARY		Sale of Acquired Property		3,447,751.42	
Municipal Courts	552,119.05	Other Miscellaneous Revenues		94,331,459.60	
PUBLIC SAFETY		Other Revenues, Revenue Sharing Tax Effort		94,456,078.26	
Fire Protection	953,945.88	Total		87,313,052.32	
Police Protection	8,525,880.21	Prior Years Surplus Appropriated		196,511.03	
Civil Defense & Disaster Control	60,539.33	TOTAL		369,440.85	
Environmental Inspection & Control	668,531.18	CAPITAL OUTLAY		6,581,176.46	
Other Public Safety	2,000.00	Public Enterprises		5,635,714.02	
PUBLIC WORKS		Recreation—Culture		5,147,382.22	
Streets and Drainage	4,916,262.32	Public Works		16,326.65	
Sewers and Sewage Processing	150,050.00	Buildings and Grounds		106,383.67	
Garbage and Trash Disposal	2,925,159.74	Library and Education		365,621.48	
Public Buildings and Grounds	1,049,786.88	Conservation		2,653,517.09	
Other Public Works	470,994.44	All Other		462,458.60	
HEALTH and WELFARE		CAPITAL DEBT AUTHORIZED, DECEMBER 31, 1973		909,174.90	
Health Services Except Environmental	340,871.75	ISSUED AND UNISSUED		7,038.53	
Welfare—Public Assistance	150,503.66	GROSS DEBT		67,214.75	
Hospitals, Clinics, First Aid	146,900.00	School		2,132,547.51	
Animal, Insect, & Rodent Control	233,183.75	Self-liquidating		5,217,677.60	
Other Welfare Services	1,200.00	Other		252,594.15	
RECREATION and CONSERVATION		Total		648,284.71	
Beaches and Boardwalks	1,092,216.55	ISSUED AND OUTSTANDING		5,464.13	
Parks, Playgrounds, Shade Trees	463,455.36	School		4,816,522.91	
Land Reclamation & Conservation	35,976.04	Self-Liquidating		37,758,333.94	
Other Recreational Services	703,385.96	Other		6,946,797.94	
EDUCATION (excluding schools)		Total		2,132,547.51	
Libraries	232,152.07	EQUALIZED VALUATION BASIS		4,816,522.91	
Other Educational Services	759,699.00	FOR NET DEBT COMPUTATION		3,009,433.392	
STATUTORY EXPENDITURES		REAL PROPERTY VALUATIONS		3,058,673,330.00	
Pensions & F. I. C. A.	1,672,823.03	Code Class # of Parcels % VAL'N		3,296,215,044.00	
Employee Fringe Benefits	601,104.64	1 Vacant Land 78,855 11.12		3,793,637,188.00	
Other Statutory Expenditures		2 Residential 107,047 73.33			
MUNICIPAL FUNCTIONS		3 Farm 859 0.63			
CAPITAL IMPROVEMENTS	34,514,485.96	4a Commercial 4,262 9.92			
DEBT SERVICE	5,654,374.05	4b Industrial 150 1.13			
Principal Payments	1,201,498.71	4c Apartments 535 3.87			
Interest Payments	615,723.08	Total 191,708 100.00			
DEFERRED CHARGES	1,103,373.73	Land Area 637.09 Sq. Miles			
SCHOOL, COUNTY, SPECIAL DISTRICT TAXES	75,867,503.57	Net Valuation Taxable-Municipal			
RESERVE FOR UNCOLLECTED TAXES	8,102,621.19	Net Valuation Taxable-County			
EMERGENCY EMPLOYMENT ACT OF 1971	482,874.92	State Equalized Valuation			
EXPENDITURES	121,888,081.16	State Equalization Ratio			
TOTAL					

1971/3000

\* ABOVE DEBT SERVICE INCLUDES TYPE I SCHOOL DEBT

1699

Population 1970 **461,940**  
 Population 1973 **470,280**  
 S & P Rating  
 Moody Rating **.00**

**SUMMARY  
 PASSAIC COUNTY  
 MUNICIPALITIES**

PER CAPITA: **450.03** PER CENT:  
 Gross Debt **130.65** Gross Debt 5.08  
 Net Debt **13.47** Net Debt 1.47  
 Debt Service **302.44** Tax Levy Collected 95.76  
 Total Tax Levy **192.85** Tax Levy Cancelled, Abated  
 Municipal Expenditures or Adjusted **.41**

EXPENDITURES		REVENUES-REALIZED		1973 PROPERTY TAX	
<b>GENERAL GOVERNMENT</b>				<b>STATE EQUALIZED TAX RATE</b> →	
Governing Body & Public Boards	390,759.43	1973 Property Taxes Collected	136,410,563.89	Local District School Taxes	72,267,852.69
Municipal Clerk	216,035.57	1973 Payments in Lieu of Taxes	359,050.67	Regional & Consolidated School Tax	6,745,343.36
Financial Administration	551,653.81	Delinquent Tax & Lien Collections	5,534,991.92	School Taxes in Municipal Budget	1,677,287.75
Assessment of Taxes	642,452.23	Business Personalty Replacement Taxes	9,037,246.92	County Taxes	28,499,103.38
Collection of Taxes	654,377.18	Taxes from Public Utilities	8,391,441.71	County Library Taxes	
Planning, Housing & Development	3,298,342.11	Other Miscellaneous Tax Revenues	62,484.95	Local Municipal Purpose Taxes	31,602,848.18
Human Resources	1,115,714.61	State Aid Revenues	6,347,344.37	Veteran & Senior Citizen Taxes	2,061,690.00
Elections	123,896.33	Federal Aid Revenues	9,030,630.38	Total Taxes for Rate Computation	142,854,125.36
General Administration (other)	4,958,157.23	State and Local Fiscal Assistance Act Utilized	8,481,649.85	Special District Taxes	6,480.57
<b>JUDICIARY</b>		Sale of Acquired Property	162,407.52	Bank Stock Taxes	418,936.05
Municipal Courts	601,755.63	Other Miscellaneous Revenues	4,596,752.80	Added and Omitted Taxes	1,012,410.01
<b>PUBLIC SAFETY</b>		Other Revenues, Revenue Sharing Tax Effort	2,155,591.51	Total Taxes Levied - ABSTRACT	142,230,261.99
Fire Protection	10,147,250.85	Total	190,570,156.49	Total Taxes Billed	142,455,918.33
Police Protection	15,465,422.64	Prior Years Surplus Appropriated	7,122,483.58	1973 TAXES COLLECTED	136,410,563.89
Civil Defense & Disaster Control	111,134.75	REVENUES TOTAL	197,692,640.07	1973 Taxes Cancelled, Abated or Adjusted	588,144.26
Environmental Inspection & Control	618,095.70	CAPITAL OUTLAY TOTAL	13,533,417.92	Transfer to Tax Title Liens or Foreclosed	675,233.92
Other Public Safety	177,787.83			Balance Outstanding Dec. 31, 1973	4,781,976.26
<b>PUBLIC WORKS</b>		Public Enterprises	434,479.00	<b>PRIOR YEARS TAXES OUTSTANDING</b>	
Streets and Drainage	7,390,410.01	Recreation—Culture	814,912.74	Balance January 1, 1973	9,987,568.28
Sewers and Sewage Processing	2,188,945.25	Public Works	6,094,748.12	Collected in 1973	4,905,841.61
Garbage and Trash Disposal	5,094,308.96	Buildings and Grounds	1,242,670.96	Cancelled, Abated or Adjusted 1973	637,665.46
Public Buildings and Grounds	1,378,018.37	Library and Education	4,926,607.10	Transfers to Tax Title Liens or Foreclosed	245,536.23
Other Public Works	230,357.22	Conservation		Balance December 31, 1973	4,198,524.98
<b>HEALTH and WELFARE</b>		All Other	20,000.00	<b>TAX TITLE LIENS OUTSTANDING</b>	
Health Services Except Environmental	1,914,049.53	CAPITAL DEBT AUTHORIZED, DECEMBER 31, 1973		Balance January 1, 1973	2,176,125.65
Welfare-Public Assistance	497,972.51	ISSUED AND UNISSUED GROSS DEBT		Transfers From Taxes	973,653.77
Hospitals, Clinics, First Aid	74,750.00	School	107,005,696	Redeemed in 1973	629,150.31
Animal, Insect, & Rodent Control	203,405.62	Self-liquidating	48,045,220	Cancelled, Abated or Adjusted (1973)	721.87
Other Welfare Services	4,975.00	Other	56,590,080	Transfers to Foreclosed Property	
<b>RECREATION and CONSERVATION</b>		Total	211,640,997	Balance December 31, 1973	2,519,907.24
Beaches and Boardwalks		ISSUED AND OUTSTANDING		<b>PROPERTY ACQUIRED BY DEED OR FORECLOSURE</b>	
Parks, Playgrounds, Shade Trees	1,733,332.12	School	88,503,018.66	Balance January 1, 1973	1,616,752.52
Land Reclamation & Conservation	14,750.00	Self-liquidating	41,996,675.00	Transfers From Taxes or Liens	
Other Recreational Services	716,587.93	Other	35,197,320.00	Sale for Cash (1973)	162,407.52
<b>EDUCATION (excluding schools)</b>		Total	165,697,013.66	Cancelled, Abated or Adjusted (1973)	22,350.00
Libraries	2,166,837.95	EQUALIZED VALUATION BASIS		Balance December 31, 1973	1,431,995.00
Other Educational Services	73,287.88	FOR NET DEBT COMPUTATION	4,167,400,835.00	<b>CURRENT FINANCES DECEMBER 31, 1973</b>	
<b>STATUTORY EXPENDITURES</b>		REAL PROPERTY VALUATIONS		<b>ASSETS</b>	
Pensions & F. I. C. A.	5,185,159.08	Code Class # of Parcels % VAL'N	ASSESSED VALUATION	Cash Dec. 31, 1973	25,347,287.88
Employee Fringe Benefits	881,226.00	1 Vacant Land 11,431 4.47	169,729,100	Taxes Receivable	8,980,821.24
Other Statutory Expenditures		2 Residential 87,951 61.92	2,349,480,740	Tax Title Liens	2,519,907.24
<b>MUNICIPAL FUNCTIONS</b>	<b>TOTAL</b>	3 Farm 143 0.08	3,116,600	Foreclosed Property	1,431,995.00
CAPITAL IMPROVEMENTS	68,821,609.33	4a Commercial 7,368 16.06	609,244,950	Emergencies & Other Deferred Charges	2,153,082.95
DEBT SERVICE	2,964,554.71	4b Industrial 1,436 12.38	469,662,400	State Aid Receivable	607,568.47
Principal Payments	3,667,649.66	4c Apartments 1,144 5.09	193,206,756	Other Receivables	1,263,390.68
Interest Payments	2,667,761.39	Total 109,473 100.00	3,794,440,546	Total	42,304,053.46
<b>*TYPE I SCHOOL DEBT MEMO</b>		Land Area 192.01 Sq. Miles		<b>LIABILITIES, RESERVES, AND SURPLUS</b>	
DEFERRED CHARGES	2,069,604.76	Net Valuation Taxable-Municipal	3,860,207,624.00	Cash Liabilities	16,495,380.07
SCHOOL, COUNTY, SPECIAL DISTRICT TAXES	109,196,067.75	Net Valuation Taxable-County	4,557,540,771.00	Reserves for Receivables	14,196,114.16
RESERVE FOR UNCOLLECTED TAXES	9,165,311.75	State Equalized Valuation	4,620,636,417.00	Surplus Dec. 31, 1973	11,612,559.23
EMERGENCY EMPLOYMENT ACT OF 1971	4,302,902.46	State Equalization Ratio		Total	42,304,053.46
<b>EXPENDITURES</b>	<b>TOTAL</b>				
	199,890,937.10				

1971/3000

\* ABOVE DEBT SERVICE INCLUDES TYPE I SCHOOL DEBT

1799

Population 1970 60,500  
 Population 1973 63,540  
 S & P Rating  
 Moody Rating .00

# SUMMARY SALEM COUNTY MUNICIPALITIES

PER CAPITA: 198.67  
 Gross Debt 25.13  
 Net Debt 5.10  
 Debt Service 238.65  
 Total Tax Levy 163.51  
 Municipal Expenditures

PER CENT:  
 Gross Debt 3.14  
 Net Debt 0.40  
 Tax Levy Collected 89.88  
 Tax Levy Cancelled, Abated or Adjusted .46

EXPENDITURES		REVENUES-REALIZED		1973 PROPERTY TAX	
<b>GENERAL GOVERNMENT</b>				<b>STATE EQUALIZED TAX RATE</b>	
Governing Body & Public Boards	22,100.00	1973 Property Taxes Collected	13,663,195.97	Local District School Taxes	6,560,755.42
Municipal Clerk	12,875.00	1973 Payments in Lieu of Taxes		Regional & Consolidated School Tax	3,030,656.80
Financial Administration	96,201.00	Delinquent Tax & Lien Collections	1,217,119.35	School Taxes in Municipal Budget	201,163.00
Assessment of Taxes	110,596.00	Business Personality Replacement Taxes	2,608,863.15	County Taxes	4,187,706.43
Collection of Taxes	117,303.00	Taxes from Public Utilities	5,358,955.71	County Library Taxes	
Planning, Housing & Development	36,100.03	Other Miscellaneous Tax Revenues		Local Municipal Purpose Taxes	987,058.84
Human Resources		State Aid Revenues	751,601.56	Veteran & Senior Citizen Taxes	346,595.00
Elections	1,650.00	Federal Aid Revenues		Total Taxes for Rate Computation	15,313,935.49
General Administration (other)	416,925.89	State and Local Fiscal Assistance Act Utilized	612,834.50	Special District Taxes	29,295.00
<b>JUDICIARY</b>		Sale of Acquired Property	2,938.65	Bank Stock Taxes	38,711.57
Municipal Courts	92,940.04	Other Miscellaneous Revenues	603,375.69	Added and Omitted Taxes	128,773.29
<b>PUBLIC SAFETY</b>		Other Revenues, Revenue Sharing Tax Effort	174,133.28	Total Taxes Levied - ABSTRACT	15,164,120.35
Fire Protection	247,204.27	Total	24,993,017.86	Total Taxes Billed	15,201,535.98
Police Protection	1,170,891.25	Prior Years Surplus Appropriated	1,168,317.68	1973 TAXES COLLECTED	13,663,195.97
Civil Defense & Disaster Control	8,500.00	REVENUES TOTAL	26,161,335.54	1973 Taxes Cancelled, Abated or Adjusted	70,045.43
Environmental Inspection & Control	39,832.50			Transfer to Tax Title Liens or Foreclosed	59,711.16
Other Public Safety				Balance Outstanding Dec. 31, 1973	1,408,583.42
<b>PUBLIC WORKS</b>		<b>CAPITAL OUTLAY TOTAL</b>	<b>601,151.35</b>	<b>PRIOR YEARS TAXES OUTSTANDING</b>	
Streets and Drainage	2,059,032.05	Public Enterprises	61,368.05	Balance January 1, 1973	1,257,665.01
Sewers and Sewage Processing	192,714.55	Recreation—Culture	9,056.00	Collected in 1973	1,165,674.37
Garbage and Trash Disposal	300,965.00	Public Works	279,092.59	Cancelled, Abated or Adjusted 1973	864.69
Public Buildings and Grounds	184,346.86	Buildings and Grounds	61,667.84	Transfers to Tax Title Liens or Foreclosed	19,080.58
Other Public Works	28,000.00	Library and Education	182,966.87	Balance December 31, 1973	72,045.37
<b>HEALTH and WELFARE</b>		Conservation	7,000.00	<b>TAX TITLE LIENS OUTSTANDING</b>	
Health Services Except Environmental	48,866.50	All Other		Balance January 1, 1973	239,260.27
Welfare-Public Assistance	28,215.00			Transfers From Taxes	81,946.06
Hospitals, Clinics, First Aid	20,580.00			Redeemed in 1973	51,444.98
Animal, Insect, & Rodent Control	14,780.36			Cancelled, Abated or Adjusted (1973)	
Other Welfare Services				Transfers to Foreclosed Property	
<b>RECREATION and CONSERVATION</b>				Balance December 31, 1973	269,761.35
Beaches and Boardwalks	24,127.56			<b>PROPERTY ACQUIRED BY DEED OR FORECLOSURE</b>	
Parks, Playgrounds, Shade Trees	26,696.80			Balance January 1, 1973	131,138.19
Land Reclamation & Conservation				Transfers From Taxes or Liens	
Other Recreational Services	71,000.00			Sale for Cash (1973)	2,938.65
<b>EDUCATION (excluding schools)</b>				Cancelled, Abated or Adjusted (1973)	8,625.00
Libraries	74,350.00			Balance December 31, 1973	119,574.54
Other Educational Services	2,431,030.59			<b>CURRENT FINANCES DECEMBER 31, 1973</b>	
<b>STATUTORY EXPENDITURES</b>				<b>ASSETS</b>	
Pensions & F. I. C. A.	210,358.74			Cash Dec. 31, 1973	7,847,941.51
Employee Fringe Benefits	73,327.02			Taxes Receivable	1,480,628.79
Other Statutory Expenditures				Tax Title Liens	269,761.35
<b>MUNICIPAL FUNCTIONS TOTAL</b>	<b>8,161,510.46</b>			Foreclosed Property	119,574.54
<b>CAPITAL IMPROVEMENTS</b>	<b>2,532,109.79</b>			Emergencies & Other Deferred Charges	37,328.81
<b>DEBT SERVICE</b>				State Aid Receivable	530,282.79
Principal Payments	135,600.00			Other Receivables	130,868.99
Interest Payments	188,314.50			Total	10,416,386.78
<b>*TYPE I SCHOOL DEBT MEMO</b>	<b>310,464.50</b>			<b>LIABILITIES, RESERVES, AND SURPLUS</b>	
<b>DEFERRED CHARGES</b>	<b>240,068.29</b>			Cash Liabilities	2,362,223.34
<b>SCHOOL, COUNTY, SPECIAL DISTRICT TAXES</b>	<b>14,009,576.65</b>			Reserves for Receivables	2,000,833.67
<b>RESERVE FOR UNCOLLECTED TAXES</b>	<b>1,663,877.80</b>			Surplus Dec. 31, 1973	6,053,329.77
<b>EMERGENCY EMPLOYMENT ACT OF 1971</b>				Total	10,416,386.78
<b>EXPENDITURES TOTAL</b>	<b>24,398,947.70</b>				

1771/3000

\* ABOVE DEBT SERVICE INCLUDES TYPE I SCHOOL DEBT

1899

Population 1970 199,030  
 Population 1973 205,125  
 S & P Rating  
 Moody Rating .00

# SUMMARY SOMERSET COUNTY MUNICIPALITIES

PER CAPITA:  
 Gross Debt 511.23  
 Net Debt 152.70  
 Debt Service 11.83  
 Total Tax Levy 399.65  
 Municipal Expenditures 157.13

PER CENT:  
 Gross Debt 4.31  
 Net Debt 1.29  
 Tax Levy Collected 96.17  
 Tax Levy Cancelled, Abated or Adjusted .27

EXPENDITURES		REVENUES-REALIZED		1973 PROPERTY TAX	
GENERAL GOVERNMENT				STATE EQUALIZED TAX RATE →	
Governing Body & Public Boards	28,566.75	1973 Property Taxes Collected	78,955,095.01	Local District School Taxes	42,344,224.04
Municipal Clerk	37,809.00	1973 Payments in Lieu of Taxes	45,895.00	Regional & Consolidated School Tax	14,035,699.07
Financial Administration	243,240.47	Delinquent Tax & Lien Collections	2,822,454.44	School Taxes in Municipal Budget	
Assessment of Taxes	253,096.26	Business Personalty Replacement Taxes	3,925,193.14	County Taxes	12,622,011.81
Collection of Taxes	417,646.27	Taxes from Public Utilities	5,441,006.37	County Library Taxes	517,250.00
Planning, Housing & Development	531,563.07	Other Miscellaneous Tax Revenues		Local Municipal Purpose Taxes	10,883,790.45
Human Resources	32,640.00	State Aid Revenues	1,055,965.76	Veteran & Senior Citizen Taxes	1,004,410.00
Elections	39,773.98	Federal Aid Revenues	255,878.49	Total Taxes for Rate Computation	81,407,385.37
General Administration (other)	2,987,136.28	State and Local Fiscal Assistance Act Utilized	1,813,552.88	Special District Taxes	403,683.29
JUDICIARY		Sale of Acquired Property	229,283.21	Bank Stock Taxes	142,470.56
Municipal Courts	283,407.18	Other Miscellaneous Revenues	3,718,491.73	Added and Omitted Taxes	1,029,284.22
PUBLIC SAFETY		Other Revenues, Revenue Sharing Tax Effort	1,250,074.71	Total Taxes Levied - ABSTRACT	81,978,413.44
Fire Protection	1,257,876.82		99,513,491.34	Total Taxes Billed	82,101,207.41
Police Protection	5,542,368.20	Prior Years Surplus Appropriated	5,588,399.42	1973 TAXES COLLECTED	78,955,095.01
Civil Defense & Disaster Control	26,644.00	REVENUES TOTAL	105,101,890.76	1973 Taxes Cancelled, Abated or Adjusted	221,759.66
Environmental Inspection & Control	341,133.82	CAPITAL OUTLAY TOTAL	5,596,491.08	Transfer to Tax Title Liens or Foreclosed	250,958.55
Other Public Safety				Balance Outstanding Dec. 31, 1973	2,673,394.19
PUBLIC WORKS		Public Enterprises	1,021,486.11	PRIOR YEARS TAXES OUTSTANDING	
Streets and Drainage	4,656,994.85	Recreation—Culture	114,328.45	Balance January 1, 1973	2,998,711.20
Sewers and Sewage Processing	1,113,912.51	Public Works	2,373,026.25	Collected in 1973	2,607,280.42
Garbage and Trash Disposal	491,702.75	Buildings and Grounds	1,703,102.88	Cancelled, Abated or Adjusted 1973	107,247.79
Public Buildings and Grounds	707,278.52	Library and Education	169,895.26	Transfers to Tax Title Liens or Foreclosed	49,237.49
Other Public Works	68,856.00	Conservation		Balance December 31, 1973	234,945.50
HEALTH and WELFARE		All Other	214,652.13	TAX TITLE LIENS OUTSTANDING	
Health Services Except Environmental	440,122.60	CAPITAL DEBT AUTHORIZED, DECEMBER 31, 1973		Balance January 1, 1973	656,740.16
Welfare-Public Assistance	100,788.18	ISSUED AND UNISSUED GROSS DEBT		Transfers From Taxes	306,896.49
Hospitals, Clinics, First Aid	40,100.00	School	62,872,458	Redeemed in 1973	215,174.02
Animal, Insect, & Rodent Control	27,259.90	Self-liquidating	7,371,900	Cancelled, Abated or Adjusted (1973)	
Other Welfare Services		Other	34,621,608	Transfers to Foreclosed Property	14,597.44
RECREATION and CONSERVATION		Total	104,865,966	Balance December 31, 1973	733,865.19
Beaches and Boardwalks		ISSUED AND OUTSTANDING		PROPERTY ACQUIRED BY DEED OR FORECLOSURE	
Parks, Playgrounds, Shade Trees	340,556.88	School	57,258,022.48	Balance January 1, 1973	544,375.21
Land Reclamation & Conservation	1,037,527.39	Self-Liquidating	5,060,000.00	Transfers From Taxes or Liens	14,597.44
Other Recreational Services	565,609.24	Other	25,612,032.10	Sale for Cash (1973)	229,283.21
EDUCATION (excluding schools)		Total	87,930,054.58	Cancelled, Abated or Adjusted (1973)	95,384.62
Libraries	500,314.34	EQUALIZED VALUATION BASIS		Balance December 31, 1973	634,304.82
Other Educational Services	275,025.00	FOR NET DEBT COMPUTATION	2,434,159,228.34	CURRENT FINANCES DECEMBER 31, 1973	
STATUTORY EXPENDITURES		REAL PROPERTY VALUATIONS		ASSETS	
Pensions & F. I. C. A.	1,263,145.11	Code Class # of Parcels % VAL'N		Cash Dec. 31, 1973	15,199,735.65
Employee Fringe Benefits	395,184.00	1 Vacant Land 9,455 5.55	59,148,565	Taxes Receivable	2,908,339.69
Other Statutory Expenditures		2 Residential 45,995 67.23	716,801,880	Tax Title Liens	733,865.19
MUNICIPAL FUNCTIONS TOTAL	24,047,249.37	3 Farm 2,389 3.64	38,831,676	Foreclosed Property	634,304.82
CAPITAL IMPROVEMENTS	3,595,787.17	4a Commercial 2,338 12.10	128,942,423	Emergencies & Other Deferred Charges	1,878,697.22
DEBT SERVICE		4b Industrial 241 8.76	93,401,695	State Aid Receivable	1,000,535.79
Principal Payments	1,027,375.00	4c Apartments 154 2.72	29,029,400	Other Receivables	1,062,484.99
Interest Payments	1,399,261.93	Total 60,572 100.00	1,066,155,639	Total	23,417,967.35
DEFERRED CHARGES	834,420.34	Land Area 305.55 Sq. Miles		LIABILITIES, RESERVES, AND SURPLUS	
SCHOOL, COUNTY, SPECIAL DISTRICT TAXES	69,922,868.21	Net Valuation Taxable-Municipal	1,079,899,105.00	Cash Liabilities	8,323,382.56
RESERVE FOR UNCOLLECTED TAXES	4,885,662.50	Net Valuation Taxable-County	2,586,694,224.00	Reserves for Receivables	5,338,994.69
EMERGENCY EMPLOYMENT ACT OF 1971	37,415.11	State Equalized Valuation	2,750,853,683.00	Surplus Dec. 31, 1973	9,755,590.10
EXPENDITURES TOTAL	102,154,252.46	State Equalization Ratio		Total	23,417,967.35

1999  
Population 1970 77,975  
Population 1973 84,475  
S & P Rating  
Moody Rating .00

SUMMARY  
SUSSEX COUNTY  
MUNICIPALITIES

PER CAPITA: 518.08  
Gross Debt 87.00  
Net Debt 2.68  
Debt Service 462.73  
Total Tax Levy 166.97  
Municipal Expenditures  
PER CENT:  
Gross Debt 4.38  
Net Debt 0.73  
Tax Levy Collected 91.03  
Tax Levy Cancelled, Abated or Adjusted .80

EXPENDITURES		REVENUES-REALIZED		1973 PROPERTY TAX	
GENERAL GOVERNMENT		1973 Property Taxes Collected		STATE EQUALIZED TAX RATE	
Governing Body & Public Boards		35,617,133.33		Local District School Taxes	
Municipal Clerk				Regional & Consolidated School Tax	
Financial Administration	148,706.78	1973 Payments in Lieu of Taxes		School Taxes in Municipal Budget	
Assessment of Taxes	304,004.02	Delinquent Tax & Lien Collections		County Taxes	
Collection of Taxes	266,816.91	Business Personalty Replacement Taxes		County Library Taxes	
Planning, Housing & Development	168,108.02	Taxes from Public Utilities		Local Municipal Purpose Taxes	
Human Resources	2,950.00	Other Miscellaneous Tax Revenues		Veteran & Senior Citizen Taxes	
Elections	20,466.00	State Aid Revenues		Total Taxes for Rate Computation	
General Administration (other)	1,207,366.38	Federal Aid Revenues		Special District Taxes	
JUDICIARY		State and Local Fiscal Assistance Act Utilized		Bank Stock Taxes	
Municipal Courts	124,735.19	Sale of Acquired Property		Added and Omitted Taxes	
PUBLIC SAFETY		Other Miscellaneous Revenues		Total Taxes Levied - ABSTRACT	
Fire Protection	289,889.96	Other Revenues, Revenue Sharing Tax Effort		Total Taxes Billed	
Police Protection	1,433,218.69	Total		1973 TAXES COLLECTED	
Civil Defense & Disaster Control	21,062.19	Prior Years Surplus Appropriated		1973 Taxes Cancelled, Abated or Adjusted	
Environmental Inspection & Control	128,922.78	REVENUES TOTAL		Transfer to Tax Title Liens or Foreclosed	
Other Public Safety		CAPITAL OUTLAY TOTAL		Balance Outstanding Dec. 31, 1973	
PUBLIC WORKS		Public Enterprises		PRIOR YEARS TAXES OUTSTANDING	
Streets and Drainage	2,718,567.21	Recreation—Culture		Balance January 1, 1973	
Sewers and Sewage Processing	61,944.00	Public Works		Collected in 1973	
Garbage and Trash Disposal	243,897.16	Buildings and Grounds		Cancelled, Abated or Adjusted 1973	
Public Buildings and Grounds	273,986.82	Library and Education		Transfers to Tax Title Liens or Foreclosed	
Other Public Works	419,918.55	Conservation		Balance December 31, 1973	
HEALTH and WELFARE		All Other		TAX TITLE LIENS OUTSTANDING	
Health Services Except Environmental	166,818.22	CAPITAL DEBT AUTHORIZED, DECEMBER 31, 1973		Balance January 1, 1973	
Welfare-Public Assistance	35,279.21	ISSUED AND UNISSUED		Transfers From Taxes	
Hospitals, Clinics, First Aid	22,750.00	GROSS DEBT		Redeemed in 1973	
Animal, Insect, & Rodent Control	41,592.72	NET DEBT		Cancelled, Abated or Adjusted (1973)	
Other Welfare Services	2,500.00	SCHOOL		Transfers to Foreclosed Property	
RECREATION and CONSERVATION		Self-liquidating		Balance December 31, 1973	
Beaches and Boardwalks	108,851.29	Other		PROPERTY ACQUIRED BY DEED OR	
Parks, Playgrounds, Shade Trees	29,112.00	Total		FORECLOSURE	
Land Reclamation & Conservation	125,027.69	ISSUED AND OUTSTANDING		Balance January 1, 1973	
Other Recreational Services		SCHOOL		Transfers From Taxes or Liens	
EDUCATION (excluding schools)		Self-Liquidating		Sale for Cash (1973)	
Libraries	99,680.00	Other		Cancelled, Abated or Adjusted (1973)	
Other Educational Services	84,837.00	Total		Balance December 31, 1973	
STATUTORY EXPENDITURES		EQUALIZED VALUATION BASIS		CURRENT FINANCES DECEMBER 31, 1973	
Pensions & F. I. C. A.	369,432.54	FOR NET DEBT COMPUTATION		ASSETS	
Employee Fringe Benefits	133,060.80	REAL PROPERTY VALUATION		Cash Dec. 31, 1973	
Other Statutory Expenditures		Code Class # of Parcels % VAL'N		Taxes Receivable	
MUNICIPAL FUNCTIONS TOTAL	9,053,502.13	ASSESSSED VALUATION		Tax Title Liens	
CAPITAL IMPROVEMENTS	1,597,423.59	1 Vacant Land 24,164 12.16		Foreclosed Property	
DEBT SERVICE		2 Residential 30,622 67.18		Emergencies & Other Deferred Charges	
Principal Payments	143,750.10	3 Farm 3,644 6.32		State Aid Receivable	
Interest Payments	82,414.65	4a Commercial 1,513 11.48		Other Receivables	
DEFERRED CHARGES	514,991.99	4b Industrial 117 2.26		Total	
SCHOOL, COUNTY, SPECIAL DISTRICT TAXES	32,806,733.49	4c Apartments 49 0.60		LIABILITIES, RESERVES, AND SURPLUS	
RESERVE FOR UNCOLLECTED TAXES	4,306,961.80	Total 60,109 100.00		Cash Liabilities	
EMERGENCY EMPLOYMENT ACT OF 1971	3,500.00	Land Area 524.71 Sq. Miles		Reserves for Receivables	
EXPENDITURES TOTAL	46,911,854.16	Net Valuation Taxable-Municipal		Surplus Dec. 31, 1973	
		Net Valuation Taxable-County		Total	
		State Equalized Valuation			
		State Equalization Ratio			

1971/3000

\* ABOVE DEBT SERVICE INCLUDES TYPE I SCHOOL DEBT

2099

Population 1970 544,090  
 Population 1973 550,605  
 S & P Rating  
 Moody Rating .00

SUMMARY  
 UNION COUNTY  
 MUNICIPALITIES

PER CAPITA: Gross Debt 365.27  
 Net Debt 128.21  
 Debt Service 16.42  
 Total Tax Levy 360.06  
 Municipal Expenditures 208.70

PER CENT: Gross Debt 3.36  
 Net Debt 1.18  
 Tax Levy Collected 97.45  
 Tax Levy Cancelled, Abated or Adjusted .18

EXPENDITURES	REVENUES-REALIZED	1973 PROPERTY TAX
GENERAL GOVERNMENT		STATE EQUALIZED TAX RATE →
Governing Body & Public Boards	352,143.00	Local District School Taxes
Municipal Clerk	336,323.25	Regional & Consolidated School Tax
Financial Administration	779,147.00	School Taxes in Municipal Budget
Assessment of Taxes	1,427,645.50	County Taxes
Collection of Taxes	766,660.00	County Library Taxes
Planning, Housing & Development	1,818,707.01	Local Municipal Purpose Taxes
Human Resources	3,530,107.33	Veteran & Senior Citizen Taxes
Elections	47,128.85	Total Taxes for Rate Computation
General Administration (other)	6,783,642.66	Special District Taxes
JUDICIARY		Bank Stock Taxes
Municipal Courts	765,791.99	Added and Omitted Taxes
PUBLIC SAFETY		Total Taxes Levied - ABSTRACT
Fire Protection	15,503,537.36	Total Taxes Billed
Police Protection	20,842,234.89	1973 TAXES COLLECTED
Civil Defense & Disaster Control	144,586.05	1973 Taxes Cancelled, Abated or Adjusted
Environmental Inspection & Control	809,347.99	Transfer to Tax Title Liens or Foreclosed
Other Public Safety	35,391.00	Balance Outstanding Dec. 31, 1973
PUBLIC WORKS		PRIOR YEARS TAXES OUTSTANDING
Streets and Drainage	9,036,505.43	Balance January 1, 1973
Sewers and Sewage Processing	3,507,036.17	Collected in 1973
Garbage and Trash Disposal	4,337,722.99	Cancelled, Abated or Adjusted 1973
Public Buildings and Grounds	2,514,295.01	Transfers to Tax Title Liens or Foreclosed
Other Public Works	962,351.69	Balance December 31, 1973
HEALTH and WELFARE		TAX TITLE LIENS OUTSTANDING
Health Services Except Environmental	1,838,269.30	Balance January 1, 1973
Welfare-Public Assistance	573,982.12	Transfers From Taxes
Hospitals, Clinics, First Aid	121,754.00	Redeemed in 1973
Animal, Insect, & Rodent Control	214,432.54	Cancelled, Abated or Adjusted (1973)
Other Welfare Services	26,250.00	Transfers to Foreclosed Property
RECREATION and CONSERVATION		Balance December 31, 1973
Beaches and Boardwalks	1,751,858.50	PROPERTY ACQUIRED BY DEED OR
Parks, Playgrounds, Shade Trees	483,505.00	FORECLOSURE
Land Reclamation & Conservation	1,933,508.65	Balance January 1, 1973
Other Recreational Services		Transfers From Taxes or Liens
EDUCATION (excluding schools)		Sale for Cash (1973)
Libraries	3,527,588.74	Cancelled, Abated or Adjusted (1973)
Other Educational Services	2,100.00	Balance December 31, 1973
STATUTORY EXPENDITURES		CURRENT FINANCES DECEMBER 31, 1973
Pensions & F. I. C. A.	6,983,775.62	ASSETS
Employee Fringe Benefits	1,910,963.00	Cash Dec. 31, 1973
Other Statutory Expenditures		Taxes Receivable
MUNICIPAL FUNCTIONS		Tax Title Liens
CAPITAL IMPROVEMENTS	93,668,292.64	Foreclosed Property
DEBT SERVICE	3,977,675.04	Emergencies & Other Deferred Charges
Principal Payments	5,405,193.00	State Aid Receivable
Interest Payments	3,634,497.70	Other Receivables
*TYPE I SCHOOL DEBT MEMO	3,994,956.32	Total
DEFERRED CHARGES	952,221.58	LIABILITIES, RESERVES, AND SURPLUS
SCHOOL, COUNTY, SPECIAL DISTRICT TAXES	149,957,224.37	Cash Liabilities
RESERVE FOR UNCOLLECTED TAXES	10,103,397.53	Reserves for Receivables
EMERGENCY EMPLOYMENT ACT OF 1971	1,148,664.97	Surplus Dec. 31, 1973
EXPENDITURES	264,869,471.79	Total

2199

Population 1970 74,105  
 Population 1973 77,095  
 S & P Rating  
 Moody Rating .00

SUMMARY  
 WARREN COUNTY  
 MUNICIPALITIES

PER CAPITA: 348.54  
 Gross Debt 81.06  
 Net Debt 6.23  
 Debt Service 308.97  
 Total Tax Levy 145.82  
 Municipal Expenditures

PER CENT: 4.00  
 Gross Debt 0.93  
 Net Debt 92.89  
 Tax Levy Collected  
 Tax Levy Cancelled, Abated or Adjusted 44

EXPENDITURES		REVENUES-REALIZED		1973 PROPERTY TAX	
GENERAL GOVERNMENT				STATE EQUALIZED TAX RATE →	
Governing Body & Public Boards	14,000.00	1973 Property Taxes Collected		12,361,369.26	
Municipal Clerk	2,240.00	1973 Payments in Lieu of Taxes		2,459,737.89	
Financial Administration	83,290.35	Delinquent Tax & Lien Collections		61,985.00	
Assessment of Taxes	101,668.43	Business Personalty Replacement Taxes		5,458,435.55	
Collection of Taxes	142,739.17	Taxes from Public Utilities		112,366.00	
Planning, Housing & Development	223,718.40	Other Miscellaneous Tax Revenues		2,990,604.02	
Human Resources		State Aid Revenues		464,105.00	
Elections	10,950.00	Federal Aid Revenues		23,908,602.72	
General Administration (other)	925,139.51	State and Local Fiscal Assistance Act Utilized		50,864.83	
JUDICIARY		Sale of Acquired Property		324,789.06	
Municipal Courts	119,922.08	Other Miscellaneous Revenues		23,820,151.61	
PUBLIC SAFETY		Other Revenues, Revenue Sharing Tax Effort		23,859,230.54	
Fire Protection	240,351.98	Total		22,161,848.55	
Police Protection	1,308,403.05	Prior Years Surplus Appropriated		104,571.30	
Civil Defense & Disaster Control	16,691.77	REVENUES TOTAL		58,374.34	
Environmental Inspection & Control	56,611.01	CAPITAL OUTLAY TOTAL		1,534,736.35	
Other Public Safety				PRIOR YEARS TAXES OUTSTANDING	
PUBLIC WORKS				Balance January 1, 1973	
Streets and Drainage	1,847,671.10			1,598,813.76	
Sewers and Sewage Processing	275,798.11			Collected in 1973	
Garbage and Trash Disposal	301,090.46			1,372,252.06	
Public Buildings and Grounds	340,219.11			Cancelled, Abated or Adjusted 1973	
Other Public Works	14,941.65			20,367.52	
HEALTH and WELFARE				Transfers to Tax Title Liens or Foreclosed	
Health Services Except Environmental	32,521.10			20,007.86	
Welfare-Public Assistance	29,850.00			Balance December 31, 1973	
Hospitals, Clinics, First Aid	30,875.00			186,186.32	
Animal, Insect, & Rodent Control	18,453.86			TAX TITLE LIENS OUTSTANDING	
Other Welfare Services				Balance January 1, 1973	
RECREATION and CONSERVATION				233,387.58	
Beaches and Boardwalks				Transfers From Taxes	
Parks, Playgrounds, Shade Trees	143,813.05			82,976.89	
Land Reclamation & Conservation	9,625.00			Redeemed in 1973	
Other Recreational Services	125,885.00			75,015.03	
EDUCATION (excluding schools)				Cancelled, Abated or Adjusted (1973)	
Libraries	198,639.47			526.05	
Other Educational Services	490,174.00			Transfers to Foreclosed Property	
STATUTORY EXPENDITURES				52.02	
Pensions & F. I. C. A.	316,702.03			Balance December 31, 1973	
Employee Fringe Benefits	84,098.05			240,771.37	
Other Statutory Expenditures				PROPERTY ACQUIRED BY DEED OR FORECLOSURE	
MUNICIPAL FUNCTIONS TOTAL	7,506,082.74			Balance January 1, 1973	
CAPITAL IMPROVEMENTS	1,202,572.13			184,515.48	
DEBT SERVICE				Transfers From Taxes or Liens	
Principal Payments	295,000.00			52.02	
Interest Payments	182,708.54			Sale for Cash (1973)	
*TYPE I SCHOOL DEBT MEMO	127,995.50			97.94	
DEFERRED CHARGES	704,112.76			Cancelled, Abated or Adjusted (1973)	
SCHOOL, COUNTY, SPECIAL DISTRICT TAXES	20,453,893.70			Balance December 31, 1973	
RESERVE FOR UNCOLLECTED TAXES	2,554,436.97			184,469.56	
EMERGENCY EMPLOYMENT ACT OF 1971				CURRENT FINANCES DECEMBER 31, 1973	
EXPENDITURES TOTAL	31,696,235.11			ASSETS	
				Cash Dec. 31, 1973	
				14,361,842.19	
				Taxes Receivable	
				1,720,922.67	
				Tax Title Liens	
				240,771.37	
				Foreclosed Property	
				184,469.56	
				Emergencies & Other Deferred Charges	
				412,732.99	
				State Aid Receivable	
				602,837.51	
				Other Receivables	
				279,023.58	
				Total	
				17,802,599.87	
				LIABILITIES, RESERVES, AND SURPLUS	
				Cash Liabilities	
				8,021,917.67	
				Reserves for Receivables	
				2,425,187.18	
				Surplus Dec. 31, 1973	
				7,355,495.02	
				Total	
				17,802,599.77	

1971/3000

\* ABOVE DEBT SERVICE INCLUDES TYPE I SCHOOL DEBT

0101

Population 1970 6,135  
 Population 1973 6,555  
 S & P Rating /  
 Moody Rating BAA

General Tax Rate Per \$100. 3.92  
 State Equalized Tax Rate 3.10

## ABSECON CITY — ATLANTIC COUNTY

Form of Government:  
 City Charter Act, (P.L. 1899, c.52)  
 Number of Members on Governing Body 7

PER CAPITA:  
 Gross Debt 144.62  
 Net Debt 16.78  
 Debt Service 16.74  
 Total Tax Levy 239.95  
 Municipal Expenditures 112.82

PER CENT:  
 Gross Debt 2.25  
 Net Debt .26  
 Tax Levy Collected 96.03  
 Tax Levy Cancelled, Abated or Adjusted .26

EXPENDITURES		REVENUES-REALIZED		1973 PROPERTY TAX	
GENERAL GOVERNMENT		1973 Property Taxes Collected		STATE EQUALIZED TAX RATE 3.10	
Governing Body & Public Boards		1,512,515.84		Local District School Taxes	1.50 746,280.00
Municipal Clerk				Regional & Consolidated School Tax	
Financial Administration	4,350.00	1973 Payments in Lieu of Taxes		School Taxes in Municipal Budget	.08 40,128.50
Assessment of Taxes	13,490.00	Delinquent Tax & Lien Collections		County Taxes	.73 364,826.92
Collection of Taxes	14,150.00	Business Personalty Replacement Taxes		County Library Taxes	.01 6,996.24
Planning, Housing & Development	9,630.00	Taxes from Public Utilities		Local Municipal Purpose Taxes	.68 337,338.25
Human Resources		Other Miscellaneous Tax Revenues		Veteran & Senior Citizen Taxes	.10 49,020.00
Elections	1,050.00	State Aid Revenues		Total Taxes for Rate Computation	3.10 1,544,589.91
General Administration (other)	73,423.00	Federal Aid Revenues		Special District Taxes	
JUDICIARY		State and Local Fiscal Assistance Act Utilized		Bank Stock Taxes	6,014.45
Municipal Courts	7,500.00	Sale of Acquired Property		Added and Omitted Taxes	71,316.08
PUBLIC SAFETY		Other Miscellaneous Revenues		Total Taxes Levied - ABSTRACT	1,572,900.44
Fire Protection	21,430.00	Other Revenues, Revenue Sharing Tax Effort		Total Taxes Billed	1,575,084.59
Police Protection	174,951.00	Prior Years Surplus Appropriated		1973 TAXES COLLECTED	1,512,515.84
Civil Defense & Disaster Control		REVENUES TOTAL		1973 Taxes Cancelled, Abated or Adjusted	4,060.06
Environmental Inspection & Control	4,680.00	CAPITAL OUTLAY TOTAL		Transfer to Tax Title Liens or Foreclosed	2,755.76
Other Public Safety		3,005.80		Balance Outstanding Dec. 31, 1973	55,752.93
PUBLIC WORKS		Public Enterprises		PRIOR YEARS TAXES OUTSTANDING	
Streets and Drainage	100,932.21	Recreation—Culture		Balance January 1, 1973	34,310.81
Sewers and Sewage Processing		Public Works		Collected in 1973	29,800.41
Garbage and Trash Disposal	56,800.00	Buildings and Grounds		Cancelled, Abated or Adjusted 1973	
Public Buildings and Grounds	14,200.00	Library and Education		Transfers to Tax Title Liens or Foreclosed	4,508.68
Other Public Works	6,210.00	Conservation		Balance December 31, 1973	1.72
HEALTH and WELFARE		All Other		TAX TITLE LIENS OUTSTANDING	
Health Services Except Environmental	1,350.00	CAPITAL DEBT AUTHORIZED, DECEMBER 31, 1973		Balance January 1, 1973	14,084.38
Welfare-Public Assistance	1,500.00	ISSUED AND UNISSUED GROSS DEBT NET DEBT		Transfers From Taxes	7,770.82
Hospitals, Clinics, First Aid	3,000.00	School 838,000		Redeemed in 1973	15,377.78
Animal, Insect, & Rodent Control	2,269.00	Self-liquidating		Cancelled, Abated or Adjusted (1973)	
Other Welfare Services		Other 110,000		Transfers to Foreclosed Property	
RECREATION and CONSERVATION		Total 948,000		Balance December 31, 1973	6,477.42
Beaches and Boardwalks		ISSUED AND OUTSTANDING		PROPERTY ACQUIRED BY DEED OR FORECLOSURE	
Parks, Playgrounds, Shade Trees	12,800.00	School 838,000.00		Balance January 1, 1973	278,681.47
Land Reclamation & Conservation		Self-Liquidating		Transfers From Taxes or Liens	
Other Recreational Services		Other 110,000.00		Sale for Cash (1973)	84,216.55
EDUCATION (excluding schools)		Total 948,000.00		Cancelled, Abated or Adjusted (1973)	
Libraries	4,900.00	EQUALIZED VALUATION BASIS FOR NET DEBT COMPUTATION		Balance December 31, 1973	194,464.92
Other Educational Services		REAL PROPERTY VALUATIONS		CURRENT FINANCES DECEMBER 31, 1973	
STATUTORY EXPENDITURES		Code Class # of Parcels % VAL'N ASSESSED VALUATION		ASSETS	
Pensions & F. I. C. A.	29,547.00	1 Vacant Land 770 5.32 2,067,300.00		Cash Dec. 31, 1973	335,052.73
Employee Fringe Benefits	9,425.00	2 Residential 1864 82.77 32,143,600.00		Taxes Receivable	55,754.65
Other Statutory Expenditures		3 Farm 1 .19 72,700.00		Tax Title Liens	6,477.42
MUNICIPAL FUNCTIONS TOTAL	567,587.21	4a Commercial 150 11.60 4,504,800.00		Foreclosed Property	194,464.92
CAPITAL IMPROVEMENTS *MEMO*	263,977.77	4b Industrial 1 .12 48,300.00		Emergencies & Other Deferred Charges	68,443.93
DEBT SERVICE		4c Apartments		State Aid Receivable	34,894.06
Principal Payments	51,000.00	Total 2786 38,836,700.00		Other Receivables	4,180.29
Interest Payments	58,706.00	Land Area 5.70 Sq. Miles		Total	699,268.00
TYPE I SCHL DEBT *MEMO*	77,138.50	Net Valuation Taxable-Municipal		LIABILITIES, RESERVES, AND SURPLUS	
DEFERRED CHARGES	5,500.01	Net Valuation Taxable-County		Cash Liabilities	170,578.26
SCHOOL, COUNTY, SPECIAL DISTRICT TAXES	1,158,231.66	State Equalized Valuation		Reserves for Receivables	260,877.28
RESERVE FOR UNCOLLECTED TAXES	43,744.61	State Equalization Ratio		Surplus Dec. 31, 1973	267,812.46
EMERGENCY EMPLOYMENT ACT OF 1971	13,000.00			Total	699,268.00
EXPENDITURES TOTAL	1,897,769.49				

PER CAPITA:	497.23	PER CENT:	4.22
Gross Debt		Gross Debt	.78
Net Debt	92.18	Net Debt	86.18
Debt Service		Tax Levy Collected	
Total Tax Levy	455.18	Tax Levy Cancelled, Abated	.30
Municipal Expenditures	121.16	or Adjusted	

1971/3000

2101

Population 1970 1,140  
 Population 1973 1,210  
 S & P Rating  
 Moody Rating

General Tax Rate Per \$100. 5.58  
 State Equalized Tax Rate 2.90

## ALLAMUCHY TOWNSHIP — WARREN CO.

Form of Government:

Township Committee

Number of Members on Governing Body 3

PER CAPITA:

Gross Debt  
 Net Debt  
 Debt Service .17  
 Total Tax Levy 558.65  
 Municipal Expenditures 110.32

PER CENT:

Gross Debt  
 Net Debt  
 Tax Levy Collected 97.36  
 Tax Levy Cancelled, Abated or Adjusted .14

EXPENDITURES		REVENUES-REALIZED		1973 PROPERTY TAX	
<b>GENERAL GOVERNMENT</b>				<b>STATE EQUALIZED TAX RATE</b> →	
Governing Body & Public Boards		1973 Property Taxes Collected	658,975.36	Local District School Taxes 2.19	508,564.00
Municipal Clerk	2,400.00	1973 Payments in Lieu of Taxes		Regional & Consolidated School Tax	
Financial Administration	2,500.41	Delinquent Tax & Lien Collections	14,927.45	School Taxes in Municipal Budget	
Assessment of Taxes	3,218.72	Business Personalty Replacement Taxes	30,185.51	County Taxes .67	154,226.29
Collection of Taxes	11,581.28	Taxes from Public Utilities	64,643.67	County Library Taxes .02	5,169.12
Planning, Housing & Development		Other Miscellaneous Tax Revenues		Local Municipal Purpose Taxes	-142.58
Human Resources		State Aid Revenues	5,903.05	Veteran & Senior Citizen Taxes .02	4,060.00
Elections		Federal Aid Revenues		Total Taxes for Rate Computation 2.90	671,876.83
General Administration (other)	14,439.35	State and Local Fiscal Assistance Act Utilized	9,922.00	Special District Taxes	
<b>JUDICIARY</b>		Sale of Acquired Property		Bank Stock Taxes	208.84
Municipal Courts		Other Miscellaneous Revenues	17,486.41	Added and Omitted Taxes	7,940.23
<b>PUBLIC SAFETY</b>		Other Revenues, Revenue Sharing Tax Effort	3,159.92	Total Taxes Levied - ABSTRACT	675,965.90
Fire Protection	1,200.00	<b>TOTAL</b>	805,203.37	Total Taxes Billed	676,831.60
Police Protection	450.00	Prior Years Surplus Appropriated	35,000.00	<b>1973 TAXES COLLECTED</b>	658,975.36
Civil Defense & Disaster Control	200.00	<b>REVENUES</b>	840,203.37	1973 Taxes Cancelled, Abated or Adjusted	935.78
Environmental Inspection & Control	2,296.78			Transfer to Tax Title Liens or Foreclosed	37.94
Other Public Safety				Balance Outstanding Dec. 31, 1973	16,882.52
<b>PUBLIC WORKS</b>		<b>CAPITAL OUTLAY</b>	<b>TOTAL</b>	<b>PRIOR YEARS TAXES OUTSTANDING</b>	
Streets and Drainage	26,150.00	Public Enterprises		Balance January 1, 1973	20,364.30
Sewers and Sewage Processing		Recreation—Culture		Collected in 1973	14,927.45
Garbage and Trash Disposal	2,013.46	Public Works		Cancelled, Abated or Adjusted 1973	
Public Buildings and Grounds	1,000.00	Buildings and Grounds		Transfers to Tax Title Liens or Foreclosed	
Other Public Works	2,078.00	Library and Education		Balance December 31, 1973	5,436.85
<b>HEALTH and WELFARE</b>		Conservation		<b>TAX TITLE LIENS OUTSTANDING</b>	
Health Services Except Environmental	1,268.46	All Other		Balance January 1, 1973	7,538.26
Welfare-Public Assistance	600.00			Transfers From Taxes	37.94
Hospitals, Clinics, First Aid	1,250.00	<b>CAPITAL DEBT AUTHORIZED, DECEMBER 31, 1973</b>		Redeemed in 1973	
Animal, Insect, & Rodent Control	881.54	<b>ISSUED AND UNISSUED</b>	<b>GROSS DEBT</b>	Cancelled, Abated or Adjusted (1973)	
Other Welfare Services		School		Transfers to Foreclosed Property	
<b>RECREATION and CONSERVATION</b>		Self-liquidating		Balance December 31, 1973	7,576.20
Beaches and Boardwalks		Other		<b>PROPERTY ACQUIRED BY DEED OR FORECLOSURE</b>	
Parks, Playgrounds, Shade Trees		<b>Total</b>		Balance January 1, 1973	
Land Reclamation & Conservation				Transfers From Taxes or Liens	
Other Recreational Services	3,200.00	<b>ISSUED AND OUTSTANDING</b>		Sale for Cash (1973)	
<b>EDUCATION (excluding schools)</b>		School		Cancelled, Abated or Adjusted (1973)	
Libraries		Self-Liquidating		Balance December 31, 1973	
Other Educational Services		Other		<b>CURRENT FINANCES DECEMBER 31, 1973</b>	
<b>STATUTORY EXPENDITURES</b>		<b>Total</b>		<b>ASSETS</b>	
Pensions & F. I. C. A.	2,650.00	<b>EQUALIZED VALUATION BASIS</b>		Cash Dec. 31, 1973	444,454.47
Employee Fringe Benefits		<b>FOR NET DEBT COMPUTATION</b>	19,185,485.33	Taxes Receivable	22,319.37
Other Statutory Expenditures		<b>REAL PROPERTY VALUATIONS</b>		Tax Title Liens	7,576.20
<b>MUNICIPAL FUNCTIONS</b>	<b>TOTAL</b>	Code Class # of Parcels % VAL'N	<b>ASSESSED VALUATION</b>	Foreclosed Property	
<b>CAPITAL IMPROVEMENTS</b>	<b>**MEMO*</b>	1 Vacant Land 175 4.72	555,985.00	Emergencies & Other Deferred Charges	350.00
<b>DEBT SERVICE</b>		2 Residential 260 44.86	5,260,680.00	State Aid Receivable	
Principal Payments		3 Farm 184 16.75	1,971,661.00	Other Receivables	164.32
Interest Payments	200.00	4a Commercial 16 10.77	1,267,765.00	<b>Total</b>	474,864.36
<b>DEFERRED CHARGES</b>		4b Industrial 1 .54	63,260.00	<b>LIABILITIES, RESERVES, AND SURPLUS</b>	
SCHOOL, COUNTY, SPECIAL DISTRICT TAXES	5,701.20	4c Apartments 1 22.35	2,631,215.00	Cash Liabilities	290,363.92
RESERVE FOR UNCOLLECTED TAXES	667,959.41	<b>Total</b> 637	11,770,566.00	Reserves for Receivables	30,059.89
EMERGENCY EMPLOYMENT ACT OF 1971	48,204.11	Land Area 20.30 Sq. Miles		Surplus Dec. 31, 1973	154,440.55
<b>EXPENDITURES</b>	<b>TOTAL</b>	Net Valuation Taxable-Municipal	12,054,929.00	<b>Total</b>	474,864.36
	801,442.72	Net Valuation Taxable-County	20,391,551.00		
		State Equalized Valuation	22,917,084.00		
		State Equalization Ratio	52.01		

0201

Population 1970 6,250  
 Population 1973 6,355  
 S & P Rating A  
 Moody Rating A

General Tax Rate Per \$100. 5.13  
 State Equalized Tax Rate 3.52

## ALLENDALE BOROUGH — BERGEN COUNTY

Form of Government:

Borough Council

Number of Members on Governing Body 6

PER CAPITA:

Gross Debt 1,434.29  
 Net Debt 596.88  
 Debt Service 19.66  
 Total Tax Levy 512.88  
 Municipal Expenditures 175.28

PER CENT:

Gross Debt 10.80  
 Net Debt 4.50  
 Tax Levy Collected 96.20  
 Tax Levy Cancelled, Abated or Adjusted .24

EXPENDITURES		REVENUES-REALIZED		1973 PROPERTY TAX	
GENERAL GOVERNMENT		1973 Property Taxes Collected		STATE EQUALIZED TAX RATE	
Governing Body & Public Boards		3,141,333.81		Local District School Taxes 1.45	
Municipal Clerk		105,108.43		Regional & Consolidated School Tax 1.10	
Financial Administration	4,175.00	27,285.71		School Taxes in Municipal Budget	
Assessment of Taxes	13,700.00	124,235.54		County Taxes .35	
Collection of Taxes	11,200.00	24,160.97		County Library Taxes	
Planning, Housing & Development	10,913.00	50,522.00		Local Municipal Purpose Taxes .59	
Human Resources	3,100.00	184,388.86		Veteran & Senior Citizen Taxes .03	
Elections		27,910.67		Total Taxes for Rate Computation 3.52	
General Administration (other)	82,703.00	3,684,945.99		Special District Taxes	
JUDICIARY		100,000.00		Bank Stock Taxes	
Municipal Courts	5,700.00	3,784,945.99		Added and Omitted Taxes	
PUBLIC SAFETY		217,072.70		Total Taxes Levied - ABSTRACT	
Fire Protection	26,885.00	Total		Total Taxes Billed	
Police Protection	250,272.00	CAPITAL OUTLAY		1973 TAXES COLLECTED	
Civil Defense & Disaster Control	550.00	Public Enterprises		1973 Taxes Cancelled, Abated or Adjusted	
Environmental Inspection & Control	3,600.00	Recreation—Culture		Transfer to Tax Title Liens or Foreclosed	
Other Public Safety		Public Works		Balance Outstanding Dec. 31, 1973	
PUBLIC WORKS		Buildings and Grounds		PRIOR YEARS TAXES OUTSTANDING	
Streets and Drainage	112,000.00	Library and Education		Balance January 1, 1973	
Sewers and Sewage Processing	103,700.00	Conservation		Collected in 1973	
Garbage and Trash Disposal	31,859.52	All Other		Cancelled, Abated or Adjusted 1973	
Public Buildings and Grounds	28,099.13	CAPITAL DEBT AUTHORIZED, DECEMBER 31, 1973		Transfers to Tax Title Liens or Foreclosed	
Other Public Works		ISSUED AND UNISSUED		Balance December 31, 1973	
HEALTH and WELFARE		GROSS DEBT		TAX TITLE LIENS OUTSTANDING	
Health Services Except Environmental	13,800.00	NET DEBT		Balance January 1, 1973	
Welfare-Public Assistance		School 3,571,786		Transfers From Taxes	
Hospitals, Clinics, First Aid		Self-Liquidating 1,750,000		Redeemed in 1973	
Animal, Insect, & Rodent Control		Other 3,793,150		Cancelled, Abated or Adjusted (1973)	
Other Welfare Services		Total 9,114,936		Transfers to Foreclosed Property	
RECREATION and CONSERVATION		ISSUED AND OUTSTANDING		Balance December 31, 1973	
Beaches and Boardwalks	30,715.00	School 3,571,786.94		PROPERTY ACQUIRED BY DEED OR	
Parks, Playgrounds, Shade Trees		Self-Liquidating 1,750,000.00		FORECLOSURE	
Land Reclamation & Conservation	34,300.00	Other 3,160,000.00		Balance January 1, 1973	
Other Recreational Services		Total 8,481,786.94		Transfers From Taxes or Liens	
EDUCATION (excluding schools)		EQUALIZED VALUATION BASIS		Sale for Cash (1973)	
Libraries	22,000.00	FOR NET DEBT COMPUTATION		Cancelled, Abated or Adjusted (1973)	
Other Educational Services		REAL PROPERTY VALUATIONS		Balance December 31, 1973	
STATUTORY EXPENDITURES		Code Class # of Parcels % VAL'N		CURRENT FINANCES DECEMBER 31, 1973	
Pensions & F. I. C. A.	37,267.48	ASSESSED VALUATION		ASSETS	
Employee Fringe Benefits	10,350.00	1 Vacant Land 126 3.33		Cash Dec. 31, 1973	
Other Statutory Expenditures		2 Residential 1564 89.77		Taxes Receivable	
MUNICIPAL FUNCTIONS	841,889.13	3 Farm 8 .22		Tax Title Liens	
CAPITAL IMPROVEMENTS	67,089.13	4a Commercial 40 5.65		Foreclosed Property	
DEBT SERVICE		4b Industrial 5 1.03		Emergencies & Other Deferred Charges	
Principal Payments	5,000.00	4c Apartments		State Aid Receivable	
Interest Payments	119,945.00	Total 1743		Other Receivables	
DEFERRED CHARGES	16,090.00	Land Area 2.80 Sq. Miles		Total	
SCHOOL, COUNTY, SPECIAL DISTRICT TAXES	2,693,724.53	Net Valuation Taxable-Municipal		LIABILITIES, RESERVES, AND SURPLUS	
RESERVE FOR UNCOLLECTED TAXES	131,007.24	Net Valuation Taxable-County		Cash Liabilities	
EMERGENCY EMPLOYMENT ACT OF 1971		State Equalized Valuation		Reserves for Receivables	
EXPENDITURES	3,812,655.90	State Equalization Ratio 68.65		Surplus Dec. 31, 1973	

1301

Population 1970 **1,015**  
 Population 1973 **990**  
 S & P Rating  
 Moody Rating

General Tax Rate Per \$100. **3.23**  
 State Equalized Tax Rate **2.80**

## ALLENHURST BOROUGH — MONMOUTH CO.

Form of Government:  
 Commission (1911)  
 Number of Members on Governing Body 3

PER CAPITA:  
 Gross Debt **224.86**  
 Net Debt **224.86**  
 Debt Service **38.29**  
 Total Tax Levy **509.71**  
 Municipal Expenditures **534.53**

PER CENT:  
 Gross Debt **1.37**  
 Net Debt **1.37**  
 Tax Levy Collected **99.11**  
 Tax Levy Cancelled, Abated or Adjusted **.01**

EXPENDITURES		REVENUES-REALIZED		1973 PROPERTY TAX	
<b>GENERAL GOVERNMENT</b>				<b>STATE EQUALIZED TAX RATE</b> <b>1.04</b>	
Governing Body & Public Boards		1973 Property Taxes Collected	<b>500,201.47</b>	Local District School Taxes	<b>186,182.00</b>
Municipal Clerk		1973 Payments in Lieu of Taxes		Regional & Consolidated School Tax	
Financial Administration	<b>4,400.00</b>	Delinquent Tax & Lien Collections	<b>4,024.46</b>	School Taxes in Municipal Budget	
Assessment of Taxes	<b>1,450.00</b>	Business Personalty Replacement Taxes	<b>7,168.43</b>	County Taxes	<b>108,281.45</b>
Collection of Taxes	<b>400.00</b>	Taxes from Public Utilities	<b>38,728.12</b>	County Library Taxes	<b>4,180.70</b>
Planning, Housing & Development	<b>1,450.00</b>	Other Miscellaneous Tax Revenues		Local Municipal Purpose Taxes	<b>198,735.06</b>
Human Resources		State Aid Revenues	<b>6,280.48</b>	Veteran & Senior Citizen Taxes	<b>4,040.00</b>
Elections	<b>1,200.00</b>	Federal Aid Revenues		Total Taxes for Rate Computation	<b>501,419.21</b>
General Administration (other)	<b>85,870.00</b>	State and Local Fiscal Assistance Act Utilized	<b>17,200.00</b>	Special District Taxes	
<b>JUDICIARY</b>		Sale of Acquired Property		Bank Stock Taxes	<b>6,374.00</b>
Municipal Courts	<b>3,100.00</b>	Other Miscellaneous Revenues	<b>234,145.64</b>	Added and Omitted Taxes	<b>864.60</b>
<b>PUBLIC SAFETY</b>		Other Revenues, Revenue Sharing Tax Effort	<b>5,803.64</b>	Total Taxes Levied - ABSTRACT	<b>504,617.81</b>
Fire Protection	<b>15,800.00</b>	Total	<b>813,552.24</b>	Total Taxes Billed	<b>500,201.47</b>
Police Protection	<b>115,200.00</b>	Prior Years Surplus Appropriated	<b>45,000.00</b>	1973 TAXES COLLECTED	
Civil Defense & Disaster Control	<b>150.00</b>	REVENUES TOTAL	<b>858,552.24</b>	1973 Taxes Cancelled, Abated or Adjusted	<b>46.62</b>
Environmental Inspection & Control	<b>350.00</b>	CAPITAL OUTLAY TOTAL	<b>8,460.44</b>	Transfer to Tax Title Liens or Foreclosed	
Other Public Safety				Balance Outstanding Dec. 31, 1973	<b>4,420.01</b>
<b>PUBLIC WORKS</b>				<b>PRIOR YEARS TAXES OUTSTANDING</b>	
Streets and Drainage	<b>33,055.56</b>	Public Enterprises		Balance January 1, 1973	<b>4,095.36</b>
Sewers and Sewage Processing		Recreation—Culture		Collected in 1973	<b>4,024.46</b>
Garbage and Trash Disposal	<b>37,500.00</b>	Public Works	<b>8,460.44</b>	Cancelled, Abated or Adjusted 1973	
Public Buildings and Grounds	<b>12,000.00</b>	Buildings and Grounds		Transfers to Tax Title Liens or Foreclosed	
Other Public Works		Library and Education		Balance December 31, 1973	<b>70.90</b>
<b>HEALTH and WELFARE</b>		Conservation		<b>TAX TITLE LIENS OUTSTANDING</b>	
Health Services Except Environmental	<b>1,450.00</b>	All Other		Balance January 1, 1973	
Welfare-Public Assistance	<b>750.00</b>			Transfers From Taxes	
Hospitals, Clinics, First Aid	<b>500.00</b>			Redeemed in 1973	
Animal, Insect, & Rodent Control	<b>500.00</b>			Cancelled, Abated or Adjusted (1973)	
Other Welfare Services	<b>100.00</b>			Transfers to Foreclosed Property	
<b>RECREATION and CONSERVATION</b>				Balance December 31, 1973	
Beaches and Boardwalks	<b>115,000.00</b>			<b>PROPERTY ACQUIRED BY DEED OR</b>	
Parks, Playgrounds, Shade Trees	<b>4,000.00</b>			<b>FORECLOSURE</b>	
Land Reclamation & Conservation				Balance January 1, 1973	
Other Recreational Services	<b>200.00</b>			Transfers From Taxes or Liens	
<b>EDUCATION (excluding schools)</b>				Sale for Cash (1973)	
Libraries				Cancelled, Abated or Adjusted (1973)	
Other Educational Services				Balance December 31, 1973	
<b>STATUTORY EXPENDITURES</b>				<b>CURRENT FINANCES DECEMBER 31, 1973</b>	
Pensions & F. I. C. A.	<b>32,750.00</b>			<b>ASSETS</b>	
Employee Fringe Benefits	<b>6,050.00</b>			Cash Dec. 31, 1973	<b>366,499.60</b>
Other Statutory Expenditures				Taxes Receivable	<b>4,490.91</b>
<b>MUNICIPAL FUNCTIONS</b>				Tax Title Liens	
<b>CAPITAL IMPROVEMENTS</b>	<b>31,200.00</b>			Foreclosed Property	
<b>DEBT SERVICE</b>				Emergencies & Other Deferred Charges	<b>10,420.00</b>
Principal Payments	<b>28,000.00</b>			State Aid Receivable	<b>5,372.00</b>
Interest Payments	<b>9,906.75</b>			Other Receivables	<b>5,455.75</b>
<b>DEFERRED CHARGES</b>	<b>10,350.00</b>			Total	<b>392,238.26</b>
<b>SCHOOL, COUNTY, SPECIAL DISTRICT TAXES</b>	<b>298,644.15</b>			<b>LIABILITIES, RESERVES, AND SURPLUS</b>	
<b>RESERVE FOR UNCOLLECTED TAXES</b>	<b>7,702.18</b>			Cash Liabilities	<b>229,086.76</b>
<b>EMERGENCY EMPLOYMENT ACT OF 1971</b>				Reserves for Receivables	<b>9,946.66</b>
<b>EXPENDITURES TOTAL</b>	<b>827,828.64</b>			Surplus Dec. 31, 1973	<b>153,204.84</b>
				Total	<b>392,238.26</b>

1302

Population 1970 1,605  
 Population 1973 1,735  
 S & P Rating  
 Moody Rating

General Tax Rate Per \$100. 5.09  
 State Equalized Tax Rate 3.93

## ALLENTOWN BOROUGH — MONMOUTH CO.

Form of Government:

Borough Council

Number of Members on Governing Body 6

PER CAPITA:

Gross Debt 337.04

Net Debt

Debt Service

Total Tax Levy 297.71

Municipal Expenditures 110.77

PER CENT:

Gross Debt 5.44

Net Debt

Tax Levy Collected 96.49

Tax Levy Cancelled, Abated or Adjusted .03

EXPENDITURES		REVENUES-REALIZED		1973 PROPERTY TAX	
GENERAL GOVERNMENT				STATE EQUALIZED TAX RATE →	
Governing Body & Public Boards		1973 Property Taxes Collected		Local District School Taxes	
Municipal Clerk		1973 Payments in Lieu of Taxes		Regional & Consolidated School Tax	2.70
Financial Administration	4,705.00	Delinquent Tax & Lien Collections		School Taxes in Municipal Budget	
Assessment of Taxes	2,650.00	Business Personalty Replacement Taxes		County Taxes	.59
Collection of Taxes	3,025.00	Taxes from Public Utilities		County Library Taxes	.02
Planning, Housing & Development	175.00	Other Miscellaneous Tax Revenues		Local Municipal Purpose Taxes	.54
Human Resources	200.00	State Aid Revenues		Veteran & Senior Citizen Taxes	.07
Elections	400.00	Federal Aid Revenues		Total Taxes for Rate Computation	3.92
General Administration (other)	32,661.90	State and Local Fiscal Assistance Act Utilized		Special District Taxes	
JUDICIARY		Sale of Acquired Property		Bank Stock Taxes	2,460.49
Municipal Courts	4,150.00	Other Miscellaneous Revenues		Added and Omitted Taxes	18,729.56
PUBLIC SAFETY		Other Revenues, Revenue Sharing Tax Effort		Total Taxes Levied - ABSTRACT	516,528.35
Fire Protection	11,300.00	Prior Years Surplus Appropriated		Total Taxes Billed	516,775.97
Police Protection	34,500.00	REVENUES TOTAL		1973 TAXES COLLECTED	498,614.97
Civil Defense & Disaster Control	200.00	CAPITAL OUTLAY TOTAL		1973 Taxes Cancelled, Abated or Adjusted	136.53
Environmental Inspection & Control	3,710.00	Public Enterprises		Transfer to Tax Title Liens or Foreclosed	5.09
Other Public Safety		Recreation—Culture		Balance Outstanding Dec. 31, 1973	18,019.38
PUBLIC WORKS		Public Works		PRIOR YEARS TAXES OUTSTANDING	
Streets and Drainage	16,620.00	Buildings and Grounds		Balance January 1, 1973	18,159.11
Sewers and Sewage Processing		Library and Education		Collected in 1973	18,058.93
Garbage and Trash Disposal	15,500.00	Conservation		Cancelled, Abated or Adjusted 1973	95.40
Public Buildings and Grounds	3,075.00	All Other		Transfers to Tax Title Liens or Foreclosed	4.77
Other Public Works		CAPITAL DEBT AUTHORIZED, DECEMBER 31, 1973		Balance December 31, 1973	.01
HEALTH and WELFARE		ISSUED AND UNISSUED GROSS DEBT NET DEBT		TAX TITLE LIENS OUTSTANDING	
Health Services Except Environmental	1,400.00	School 214,763		Balance January 1, 1973	202.48
Welfare-Public Assistance	640.00	Self-liquidating 370,000		Transfers From Taxes	30.91
Hospitals, Clinics, First Aid		Other Total 584,763		Redeemed in 1973	202.48
Animal, Insect, & Rodent Control		ISSUED AND OUTSTANDING		Cancelled, Abated or Adjusted (1973)	
Other Welfare Services		School 214,763.80		Transfers to Foreclosed Property	
RECREATION and CONSERVATION		Self-Liquidating 370,000.00		Balance December 31, 1973	30.91
Beaches and Boardwalks	250.00	Other Total 584,763.80		PROPERTY ACQUIRED BY DEED OR FORECLOSURE	
Parks, Playgrounds, Shade Trees	4,175.00	EQUALIZED VALUATION BASIS FOR NET DEBT COMPUTATION		Balance January 1, 1973	8,700.00
Land Reclamation & Conservation	500.00	REAL PROPERTY VALUATIONS		Transfers From Taxes or Liens	
Other Recreational Services		Code Class # of Parcels % VAL'N ASSESSED VALUATION		Sale for Cash (1973)	
EDUCATION (excluding schools)		1 Vacant Land 135 4.55 436,200.00		Cancelled, Abated or Adjusted (1973)	
Libraries	1,000.00	2 Residential 418 80.99 7,764,325.00		Balance December 31, 1973	8,700.00
Other Educational Services		3 Farm 6 .87 82,800.00		CURRENT FINANCES DECEMBER 31, 1973	
STATUTORY EXPENDITURES		4a Commercial 37 12.78 1,224,700.00		ASSETS	
Pensions & F. I. C. A.	3,400.00	4b Industrial 1 .54 51,700.00		Cash Dec. 31, 1973	292,586.59
Employee Fringe Benefits	1,262.00	4c Apartments 1 .28 26,700.00		Taxes Receivable	18,019.39
Other Statutory Expenditures		Total 598 9,586,425.00		Tax Title Liens	30.91
MUNICIPAL FUNCTIONS TOTAL	145,498.90	Land Area .60 Sq. Miles		Foreclosed Property	8,700.00
CAPITAL IMPROVEMENTS *MEMO*	25,208.00	Net Valuation Taxable-Municipal		Emergencies & Other Deferred Charges	6,099.90
DEBT SERVICE		Net Valuation Taxable-County		State Aid Receivable	5,000.00
Principal Payments		State Equalized Valuation		Other Receivables	10,431.69
Interest Payments		State Equalization Ratio 77.29		Total	340,868.48
DEFERRED CHARGES	6,436.00			LIABILITIES, RESERVES, AND SURPLUS	
SCHOOL, COUNTY, SPECIAL DISTRICT TAXES	426,198.79			Cash Liabilities	162,403.69
RESERVE FOR UNCOLLECTED TAXES	40,245.50			Reserves for Receivables	37,181.99
EMERGENCY EMPLOYMENT ACT OF 1971				Surplus Dec. 31, 1973	141,282.80
EXPENDITURES TOTAL	618,379.19			Total	340,868.48

1701

Population 1970 2,555  
 Population 1973 2,630  
 S & P Rating  
 Moody Rating

General Tax Rate Per \$100. 2.50  
 State Equalized Tax Rate 2.78

## ALLOWAY TOWNSHIP — SALEM CO.

Form of Government:

Township Committee

Number of Members on Governing Body 3

PER CAPITA:

Gross Debt 127.00  
 Net Debt  
 Debt Service  
 Total Tax Levy 212.51  
 Municipal Expenditures 83.43

PER CENT:

Gross Debt 1.74  
 Net Debt  
 Tax Levy Collected 80.48  
 Tax Levy Cancelled, Abated or Adjusted 4.82

EXPENDITURES		REVENUES-REALIZED		1973 PROPERTY TAX	
<b>GENERAL GOVERNMENT</b>				STATE EQUALIZED TAX RATE 1.87	
Governing Body & Public Boards		1973 Property Taxes Collected	451,173.85	Local District School Taxes	384,009.00
Municipal Clerk		1973 Payments in Lieu of Taxes		Regional & Consolidated School Tax	
Financial Administration	3,100.00	Delinquent Tax & Lien Collections	91,781.84	School Taxes in Municipal Budget	
Assessment of Taxes	2,620.00	Business Personalty Replacement Taxes	14,207.00	County Taxes	171,130.50
Collection of Taxes	5,703.00	Taxes from Public Utilities	64,868.00	County Library Taxes	
Planning, Housing & Development	900.00	Other Miscellaneous Tax Revenues		Local Municipal Purpose Taxes	-357.86
Human Resources		State Aid Revenues	30,013.97	Veteran & Senior Citizen Taxes	14,550.00
Elections		Federal Aid Revenues		Total Taxes for Rate Computation	569,731.64
General Administration (other)	14,836.39	State and Local Fiscal Assistance Act Utilized	13,137.00	Special District Taxes	
<b>JUDICIARY</b>		Sale of Acquired Property		Bank Stock Taxes	357.86
Municipal Courts	1,850.00	Other Miscellaneous Revenues	14,124.95	Added and Omitted Taxes	3,774.55
<b>PUBLIC SAFETY</b>		Other Revenues, Revenue Sharing Tax Effort	8,285.43	Total Taxes Levied - ABSTRACT	558,914.05
Fire Protection	2,670.77	Total	637,592.04	Total Taxes Billed	560,604.84
Police Protection	3,100.00	Prior Years Surplus Appropriated	95,000.00	1973 TAXES COLLECTED	451,173.85
Civil Defense & Disaster Control	500.00	REVENUES TOTAL	782,592.04	1973 Taxes Cancelled, Abated or Adjusted	27,042.50
Environmental Inspection & Control	700.00	CAPITAL OUTLAY TOTAL	16,963.00	Transfer to Tax Title Liens or Foreclosed	5,368.84
Other Public Safety				Balance Outstanding Dec. 31, 1973	77,019.65
<b>PUBLIC WORKS</b>				<b>PRIOR YEARS TAXES OUTSTANDING</b>	
Streets and Drainage	60,263.48	Public Enterprises		Balance January 1, 1973	88,831.59
Sewers and Sewage Processing		Recreation—Culture		Collected in 1973	80,212.26
Garbage and Trash Disposal		Public Works	16,963.00	Cancelled, Abated or Adjusted 1973	
Public Buildings and Grounds	6,520.46	Buildings and Grounds		Transfers to Tax Title Liens or Foreclosed	3,910.43
Other Public Works		Library and Education		Balance December 31, 1973	4,708.90
<b>HEALTH and WELFARE</b>		Conservation		<b>TAX TITLE LIENS OUTSTANDING</b>	
Health Services Except Environmental	350.00	All Other		Balance January 1, 1973	6,438.75
Welfare-Public Assistance	570.00	CAPITAL DEBT AUTHORIZED, DECEMBER 31, 1973		Transfers From Taxes	10,362.16
Hospitals, Clinics, First Aid	500.00	ISSUED AND UNISSUED		Redeemed in 1973	11,569.58
Animal, Insect, & Rodent Control		School	334,000	Cancelled, Abated or Adjusted (1973)	
Other Welfare Services		Self-liquidating		Transfers to Foreclosed Property	
<b>RECREATION and CONSERVATION</b>		Other		Balance December 31, 1973	5,231.33
Beaches and Boardwalks		Total	334,000	<b>PROPERTY ACQUIRED BY DEED OR FORECLOSURE</b>	
Parks, Playgrounds, Shade Trees	846.80	ISSUED AND OUTSTANDING		Balance January 1, 1973	
Land Reclamation & Conservation		School	54,000.00	Transfers From Taxes or Liens	
Other Recreational Services		Self-Liquidating		Sale for Cash (1973)	
<b>EDUCATION (excluding schools)</b>		Other		Cancelled, Abated or Adjusted (1973)	
Libraries		Total	54,000.00	Balance December 31, 1973	
Other Educational Services		EQUALIZED VALUATION BASIS		<b>CURRENT FINANCES DECEMBER 31, 1973</b>	
<b>STATUTORY EXPENDITURES</b>		FOR NET DEBT COMPUTATION	19,149,439.00	<b>ASSETS</b>	
Pensions & F. I. C. A.	2,900.00	REAL PROPERTY VALUATIONS		Cash Dec. 31, 1973	289,979.85
Employee Fringe Benefits		Code Class # of Parcels % VAL'N		Taxes Receivable	81,728.55
Other Statutory Expenditures		1 Vacant Land 593 12.38	2,787,400.00	Tax Title Liens	5,231.33
<b>MUNICIPAL FUNCTIONS</b>		2 Residential 613 56.40	12,696,600.00	Foreclosed Property	
CAPITAL IMPROVEMENTS	67,637.00	3 Farm 467 26.82	6,037,100.00	Emergencies & Other Deferred Charges	
<b>DEBT SERVICE</b>		4a Commercial 26 4.39	585,000.00	State Aid Receivable	17,448.51
Principal Payments		4b Industrial		Other Receivables	8,951.36
Interest Payments		4c Apartments		Total	403,339.60
<b>DEFERRED CHARGES</b>		Total 1699	22,510,100.00	<b>LIABILITIES, RESERVES, AND SURPLUS</b>	
SCHOOL, COUNTY, SPECIAL DISTRICT TAXES	555,139.50	Land Area 34.35 Sq. Miles		Cash Liabilities	61,723.23
RESERVE FOR UNCOLLECTED TAXES	106,000.00	Net Valuation Taxable-Municipal	22,834,597.00	Reserves for Receivables	55,911.24
EMERGENCY EMPLOYMENT ACT OF 1971		Net Valuation Taxable-County	19,603,706.00	Surplus Dec. 31, 1973	245,705.13
<b>EXPENDITURES</b>		State Equalized Valuation	20,520,173.00	Total	403,339.60
<b>TOTAL</b>	<b>774,570.40</b>	State Equalization Ratio	111.46		

2102

Population 1970 2,835  
 Population 1973 2,870  
 S & P Rating  
 Moody Rating

General Tax Rate Per \$100. 3.15  
 State Equalized Tax Rate 2.75

## ALPHA BOROUGH — WARREN CO.

Form of Government:

Borough Council

Number of Members on Governing Body 6

PER CAPITA: 364.91  
 Gross Debt .36  
 Net Debt  
 Debt Service 178.13  
 Total Tax Levy 85.30  
 Municipal Expenditures

PER CENT: 6.45  
 Gross Debt .01  
 Net Debt 91.87  
 Tax Levy Collected  
 Tax Levy Cancelled, Abated or Adjusted .09

EXPENDITURES		REVENUES-REALIZED		1973 PROPERTY TAX	
GENERAL GOVERNMENT		STATE EQUALIZED TAX RATE		1.89	
Governing Body & Public Boards		1973 Property Taxes Collected		469,667.31	
Municipal Clerk		1973 Payments in Lieu of Taxes		38,283.92	
Financial Administration	3,730.00	Delinquent Tax & Lien Collections		27,323.44	
Assessment of Taxes	2,857.00	Business Personalty Replacement Taxes		38,823.96	
Collection of Taxes	2,216.00	Taxes from Public Utilities		14,030.30	
Planning, Housing & Development	2,765.00	Other Miscellaneous Tax Revenues		18,146.00	
Human Resources		State Aid Revenues		97.94	
Elections	700.00	Federal Aid Revenues		72,284.64	
General Administration (other)	22,723.17	State and Local Fiscal Assistance Act Utilized		6,271.36	
JUDICIARY		Sale of Acquired Property		684,928.87	
Municipal Courts	1,890.00	Other Miscellaneous Revenues		88,172.90	
PUBLIC SAFETY		Other Revenues, Revenue Sharing Tax Effort		773,101.77	
Fire Protection	10,140.00	Prior Years Surplus Appropriated		9,010.14	
Police Protection	29,761.00	REVENUES TOTAL		9,010.14	
Civil Defense & Disaster Control	600.00	CAPITAL OUTLAY		9,010.14	
Environmental Inspection & Control		Public Enterprises		37,936.34	
Other Public Safety		Recreation—Culture		36,203.48	
PUBLIC WORKS		Public Works		520.75	
Streets and Drainage	44,825.00	Buildings and Grounds		372.06	
Sewers and Sewage Processing		Library and Education		340.05	
Garbage and Trash Disposal	37,860.00	Conservation		4,600.27	
Public Buildings and Grounds	13,500.00	All Other		4,215.99	
Other Public Works		CAPITAL DEBT AUTHORIZED, DECEMBER 31, 1973		2,080.44	
HEALTH and WELFARE		ISSUED AND UNISSUED		52.02	
Health Services Except Environmental	700.00	GROSS DEBT		6,683.80	
Welfare-Public Assistance	400.00	NET DEBT		840.48	
Hospitals, Clinics, First Aid		SCHOOL		52.02	
Animal, Insect, & Rodent Control		Self-Liquidating		97.94	
Other Welfare Services		Other		794.56	
RECREATION and CONSERVATION		Total		1,006,000.00	
Beaches and Boardwalks		ISSUED AND OUTSTANDING		16,243,015.67	
Parks, Playgrounds, Shade Trees		SCHOOL		300,000.00	
Land Reclamation & Conservation		Self-Liquidating		706,000.00	
Other Recreational Services		Other		1,037	
EDUCATION (excluding schools)		Total		1,037	
Libraries	5,600.00	EQUALIZED VALUATION BASIS		16,243,015.67	
Other Educational Services		FOR NET DEBT COMPUTATION		16,243,015.67	
STATUTORY EXPENDITURES		REAL PROPERTY VALUATIONS		ASSESSED VALUATION	
Pensions & F. I. C. A.	7,500.00	Code Class # of Parcels % VAL'N		246,900.00	
Employee Fringe Benefits		1 Vacant Land 110 1.49		11,207,950.00	
Other Statutory Expenditures		2 Residential 680 67.66		265,000.00	
MUNICIPAL FUNCTIONS		3 Farm 9 1.60		1,661,550.00	
CAPITAL IMPROVEMENTS	*MEMO*	4a Commercial 44 10.03		1,895,300.00	
DEBT SERVICE		4b Industrial 15 11.44		1,287,900.00	
Principal Payments		4c Apartments 5 7.78		16,564,600.00	
Interest Payments		Total 863		LIABILITIES, RESERVES, AND SURPLUS	
DEFERRED CHARGES	3,349.20	Land Area 1.70 Sq. Miles		232,302.64	
SCHOOL, COUNTY, SPECIAL DISTRICT TAXES	507,865.84	Net Valuation Taxable-Municipal		48,371.39	
RESERVE FOR UNCOLLECTED TAXES	53,700.00	Net Valuation Taxable-County		157,939.02	
EMERGENCY EMPLOYMENT ACT OF 1971		State Equalized Valuation		438,613.05	
EXPENDITURES		State Equalization Ratio		87.31	
TOTAL	752,682.21				

0202  
Population 1970 1,350  
Population 1973 1,380  
S & P Rating  
Moody Rating

General Tax Rate Per \$100. 1.72  
State Equalized Tax Rate 1.64

ALPINE BOROUGH —BERGEN CO.  
Form of Government:  
Borough Council  
Number of Members on Governing Body 6

PER CAPITA:  
Gross Debt 384.06  
Net Debt  
Debt Service  
Total Tax Levy 658.68  
Municipal Expenditures 305.71  
PER CENT:  
Gross Debt 1.07  
Net Debt  
Tax Levy Collected 95.57  
Tax Levy Cancelled, Abated or Adjusted

EXPENDITURES		REVENUES-REALIZED		1973 PROPERTY TAX	
GENERAL GOVERNMENT				STATE EQUALIZED TAX RATE — 1.07	
Governing Body & Public Boards		1973 Property Taxes Collected 868,725.89		Local District School Taxes	594,237.95
Municipal Clerk		1973 Payments in Lieu of Taxes 2,545.38		Regional & Consolidated School Tax	
Financial Administration	3,000.00	Delinquent Tax & Lien Collections 48,163.50		School Taxes in Municipal Budget	
Assessment of Taxes	8,225.00	Business Personalty Replacement Taxes 8,401.00		County Taxes	192,974.76
Collection of Taxes	4,172.46	Taxes from Public Utilities 86,601.69		County Library Taxes	
Planning, Housing & Development	2,500.00	Other Miscellaneous Tax Revenues		Local Municipal Purpose Taxes	115,431.38
Human Resources		State Aid Revenues 5,972.70		Veteran & Senior Citizen Taxes	4,920.00
Elections	450.00	Federal Aid Revenues		Total Taxes for Rate Computation	907,564.09
General Administration (other)	42,941.00	State and Local Fiscal Assistance Act Utilized		Special District Taxes	
JUDICIARY		Sale of Acquired Property		Bank Stock Taxes	
Municipal Courts	4,894.59	Other Miscellaneous Revenues 51,830.54		Added and Omitted Taxes	6,327.88
PUBLIC SAFETY		Other Revenues, Revenue Sharing Tax Effort 6,426.39		Total Taxes Levied - ABSTRACT	908,971.97
Fire Protection	24,856.28	Total		Total Taxes Billed	908,971.97
Police Protection	145,520.00	Prior Years Surplus Appropriated 142,000.00		1973 TAXES COLLECTED	868,725.89
Civil Defense & Disaster Control	100.00	REVENUES TOTAL		1973 Taxes Cancelled, Abated or Adjusted	
Environmental Inspection & Control	3,052.72	CAPITAL OUTLAY TOTAL		Transfer to Tax Title Liens or Foreclosed	
Other Public Safety				Balance Outstanding Dec. 31, 1973	40,246.08
PUBLIC WORKS				PRIOR YEARS TAXES OUTSTANDING	
Streets and Drainage	34,500.00	Public Enterprises		Balance January 1, 1973	49,685.55
Sewers and Sewage Processing		Recreation—Culture		Collected in 1973	48,163.50
Garbage and Trash Disposal		Public Works		Cancelled, Abated or Adjusted 1973	
Public Buildings and Grounds	19,850.00	Buildings and Grounds		Transfers to Tax Title Liens or Foreclosed	
Other Public Works		Library and Education		Balance December 31, 1973	1,522.05
HEALTH and WELFARE		Conservation		TAX TITLE LIENS OUTSTANDING	
Health Services Except Environmental	9,087.57	All Other		Balance January 1, 1973	
Welfare-Public Assistance	300.00	CAPITAL DEBT AUTHORIZED, DECEMBER 31, 1973		Transfers From Taxes	
Hospitals, Clinics, First Aid		ISSUED AND UNISSUED GROSS DEBT NET DEBT		Redeemed in 1973	
Animal, Insect, & Rodent Control		School 530,000		Cancelled, Abated or Adjusted (1973)	
Other Welfare Services		Self-liquidating		Transfers to Foreclosed Property	
RECREATION and CONSERVATION		Other		Balance December 31, 1973	
Beaches and Boardwalks		Total 530,000		PROPERTY ACQUIRED BY DEED OR	
Parks, Playgrounds, Shade Trees	17,250.00	ISSUED AND OUTSTANDING		FORECLOSURE	
Land Reclamation & Conservation		School		Balance January 1, 1973	
Other Recreational Services	3,500.00	Self-Liquidating		Transfers From Taxes or Liens	
EDUCATION (excluding schools)		Other		Sale for Cash (1973)	
Libraries		Total 530,000.00		Cancelled, Abated or Adjusted (1973)	
Other Educational Services		EQUALIZED VALUATION BASIS		Balance December 31, 1973	
STATUTORY EXPENDITURES		FOR NET DEBT COMPUTATION		CURRENT FINANCES DECEMBER 31, 1973	
Pensions & F. I. C. A.	22,350.00	REAL PROPERTY VALUATIONS		ASSETS	
Employee Fringe Benefits	4,400.00	Code Class # of Parcels % VAL'N ASSESSED VALUATION		Cash Dec. 31, 1973	539,222.13
Other Statutory Expenditures		1 Vacant Land 146 17.44 9,193,100.00		Taxes Receivable	41,768.13
MUNICIPAL FUNCTIONS TOTAL	350,949.62	2 Residential 362 74.80 39,420,200.00		Tax Title Liens	
CAPITAL IMPROVEMENTS *MEMO*	38,447.28	3 Farm		Foreclosed Property	
DEBT SERVICE		4a Commercial 25 7.75 4,086,800.00		Emergencies & Other Deferred Charges	3,929.62
Principal Payments		4b Industrial		State Aid Receivable	642.00
Interest Payments		4c Apartments		Other Receivables	919.31
DEFERRED CHARGES	11,637.88	Total 533 52,700,100.00		Total	586,481.19
SCHOOL, COUNTY, SPECIAL DISTRICT TAXES	787,212.71	Land Area 6.20 Sq. Miles		LIABILITIES, RESERVES, AND SURPLUS	
RESERVE FOR UNCOLLECTED TAXES	59,292.20	Net Valuation Taxable-Municipal 53,045,373.00		Cash Liabilities	93,246.43
EMERGENCY EMPLOYMENT ACT OF 1971		Net Valuation Taxable-County 51,103,019.00		Reserves for Receivables	42,687.44
EXPENDITURES TOTAL	1,209,092.41	State Equalized Valuation 55,413,298.00		Surplus Dec. 31, 1973	450,547.32
		State Equalization Ratio 95.70		Total	586,481.19

1901

Population 1970 815  
 Population 1973 835  
 S & P Rating  
 Moody Rating

General Tax Rate Per \$100 5.76  
 State Equalized Tax Rate 2.84

## ANDOVER BOROUGH — SUSSEX CO.

Form of Government:

Borough Council

Number of Members on Governing Body 6

PER CAPITA:

Gross Debt 85.09  
 Net Debt  
 Debt Service  
 Total Tax Levy 247.76  
 Municipal Expenditures 102.31

PER CENT:

Gross Debt 1.22  
 Net Debt  
 Tax Levy Collected 85.51  
 Tax Levy Cancelled, Abated  
 or Adjusted

EXPENDITURES		REVENUES-REALIZED		1973 PROPERTY TAX	
GENERAL GOVERNMENT				STATE EQUALIZED TAX RATE →	
Governing Body & Public Boards		1973 Property Taxes Collected		Local District School Taxes	
Municipal Clerk		176,909.55		Regional & Consolidated School Tax 1.95	143,466.66
Financial Administration	1,606.25	1973 Payments in Lieu of Taxes		School Taxes in Municipal Budget	
Assessment of Taxes	1,431.00	Delinquent Tax & Lien Collections		County Taxes .70	51,504.25
Collection of Taxes	2,125.00	Business Personalty Replacement Taxes		County Library Taxes .03	2,016.00
Planning, Housing & Development	543.75	Taxes from Public Utilities		Local Municipal Purpose Taxes .11	8,444.68
Human Resources		Other Miscellaneous Tax Revenues		Veteran & Senior Citizen Taxes .05	3,860.00
Elections		State Aid Revenues		Total Taxes for Rate Computation 2.84	209,291.59
General Administration (other)	11,022.00	Federal Aid Revenues		Special District Taxes	
JUDICIARY		State and Local Fiscal Assistance Act Utilized		Bank Stock Taxes	886.55
Municipal Courts	1,645.51	Sale of Acquired Property		Added and Omitted Taxes	561.60
PUBLIC SAFETY		Other Miscellaneous Revenues		Total Taxes Levied - ABSTRACT	206,879.74
Fire Protection	5,503.18	Other Revenues, Revenue Sharing Tax Effort		Total Taxes Billed	206,879.74
Police Protection	3,186.61	Total		1973 TAXES COLLECTED	176,909.55
Civil Defense & Disaster Control	700.00	Prior Years Surplus Appropriated		1973 Taxes Cancelled, Abated or Adjusted	
Environmental Inspection & Control		REVENUES TOTAL		Transfer to Tax Title Liens or Foreclosed	
Other Public Safety		285,702.88		Balance Outstanding Dec. 31, 1973	29,970.19
PUBLIC WORKS		CAPITAL OUTLAY TOTAL		PRIOR YEARS TAXES OUTSTANDING	
Streets and Drainage	8,660.00	Public Enterprises		Balance January 1, 1973	25,209.41
Sewers and Sewage Processing		Recreation—Culture		Collected in 1973	25,209.41
Garbage and Trash Disposal		Public Works		Cancelled, Abated or Adjusted 1973	
Public Buildings and Grounds	2,143.82	Buildings and Grounds		Transfers to Tax Title Liens or Foreclosed	
Other Public Works		Library and Education		Balance December 31, 1973	
HEALTH and WELFARE		Conservation		TAX TITLE LIENS OUTSTANDING	
Health Services Except Environmental	847.83	All Other		Balance January 1, 1973	3,849.77
Welfare-Public Assistance	225.00	CAPITAL DEBT AUTHORIZED, DECEMBER 31, 1973		Transfers From Taxes	
Hospitals, Clinics, First Aid	250.00	ISSUED AND UNISSUED GROSS DEBT NET DEBT		Redeemed in 1973	1,453.35
Animal, Insect, & Rodent Control	300.00	School 71,046		Cancelled, Abated or Adjusted (1973)	
Other Welfare Services		Self-liquidating		Transfers to Foreclosed Property	
RECREATION and CONSERVATION		Other		Balance December 31, 1973	2,396.42
Beaches and Boardwalks		Total 71,046		PROPERTY ACQUIRED BY DEED OR	
Parks, Playgrounds, Shade Trees	8,000.00	ISSUED AND OUTSTANDING		FORECLOSURE	
Land Reclamation & Conservation		School		Balance January 1, 1973	
Other Recreational Services	500.00	Self-Liquidating		Transfers From Taxes or Liens	
EDUCATION (excluding schools)		Other		Sale for Cash (1973)	
Libraries		Total 71,046.52		Cancelled, Abated or Adjusted (1973)	
Other Educational Services		EQUALIZED VALUATION BASIS		Balance December 31, 1973	
STATUTORY EXPENDITURES		FOR NET DEBT COMPUTATION		CURRENT FINANCES DECEMBER 31, 1973	
Pensions & F. I. C. A.	350.00	REAL PROPERTY VALUATIONS		ASSETS	
Employee Fringe Benefits		Code Class # of Parcels % VAL'N		Cash Dec. 31, 1973	100,416.30
Other Statutory Expenditures		ASSESSED VALUATION		Taxes Receivable	29,970.19
MUNICIPAL FUNCTIONS TOTAL	49,090.00	1 Vacant Land 55 1.95		Tax Title Liens	2,396.42
CAPITAL IMPROVEMENTS * MEMO*	7,700.00	2 Residential 183 65.62		Foreclosed Property	
DEBT SERVICE		3 Farm 12 4.76		Emergencies & Other Deferred Charges	5,146.94
Principal Payments		4a Commercial 39 21.15		State Aid Receivable	14,778.50
Interest Payments		4b Industrial 3 3.44		Other Receivables	45.83
DEFERRED CHARGES	2,340.48	4c Apartments 2 3.07		Total	152,754.18
SCHOOL, COUNTY, SPECIAL DISTRICT TAXES	196,986.91	Total 294		LIABILITIES, RESERVES, AND SURPLUS	
RESERVE FOR UNCOLLECTED TAXES	34,000.00	Land Area 1.40 Sq. Miles		Cash Liabilities	33,812.26
EMERGENCY EMPLOYMENT ACT OF 1971		Net Valuation Taxable-Municipal		Reserves for Receivables	32,412.44
EXPENDITURES TOTAL	282,417.39	Net Valuation Taxable-County		Surplus Dec. 31, 1973	86,529.48
		State Equalized Valuation		Total	152,754.18
		State Equalization Ratio			

1902

Population 1970 3,055  
 Population 1973 3,275  
 S & P Rating  
 Moody Rating

General Tax Rate per \$100. 4.33  
 State Equalized Tax Rate 3.25

## ANDOVER TOWNSHIP — SUSSEX CO.

Form of Government:

Township Committee

Number of Members on Governing Body 5

PER CAPITA:

Gross Debt 34.17  
 Net Debt 20.61  
 Debt Service 475.66  
 Total Tax Levy 170.12  
 Municipal Expenditures

PER CENT:

Gross Debt .28  
 Net Debt .17  
 Tax Levy Collected 85.72  
 Tax Levy Cancelled, Abated or Adjusted

EXPENDITURES		REVENUES-REALIZED		1973 PROPERTY TAX	
GENERAL GOVERNMENT				STATE EQUALIZED TAX RATE →	
Governing Body & Public Boards		1973 Property Taxes Collected		Local District School Taxes	
Municipal Clerk	7,450.00	1973 Payments in Lieu of Taxes		Regional & Consolidated School Tax 2.13	946,709.26
Financial Administration	11,025.00	Delinquent Tax & Lien Collections		School Taxes in Municipal Budget	
Assessment of Taxes	9,200.00	Business Personalty Replacement Taxes		County Taxes .74	328,294.17
Collection of Taxes	17,895.00	Taxes from Public Utilities		County Library Taxes .03	12,860.64
Planning, Housing & Development		Other Miscellaneous Tax Revenues		Local Municipal Purpose Taxes .31	138,992.90
Human Resources		State Aid Revenues		Veteran & Senior Citizen Taxes .04	16,510.00
Elections		Federal Aid Revenues		Total Taxes for Rate Computation 3.25	1,443,366.97
General Administration (other)	58,000.00	State and Local Fiscal Assistance Act Utilized		Special District Taxes	
JUDICIARY		Sale of Acquired Property		Bank Stock Taxes	1,589.50
Municipal Courts	2,300.00	Other Miscellaneous Revenues		Added and Omitted Taxes	129,331.69
PUBLIC SAFETY		Other Revenues, Revenue Sharing Tax Effort		Total Taxes Levied - ABSTRACT	1,557,778.16
Fire Protection	14,100.00	TOTAL		Total Taxes Billed	1,557,778.16
Police Protection	7,325.00	Prior Years Surplus Appropriated		1973 TAXES COLLECTED	1,335,324.70
Civil Defense & Disaster Control	750.00	REVENUES		1973 Taxes Cancelled, Abated or Adjusted	
Environmental Inspection & Control	5,650.00	CAPITAL OUTLAY		Transfer to Tax Title Liens or Foreclosed	
Other Public Safety		TOTAL		Balance Outstanding Dec. 31, 1973	222,453.46
PUBLIC WORKS		Public Enterprises		PRIOR YEARS TAXES OUTSTANDING	
Streets and Drainage	97,150.00	Recreation—Culture		Balance January 1, 1973	189,229.54
Sewers and Sewage Processing		Public Works		Collected in 1973	188,159.21
Garbage and Trash Disposal	2,000.00	Buildings and Grounds		Cancelled, Abated or Adjusted 1973	
Public Buildings and Grounds	4,960.00	Library and Education		Transfers to Tax Title Liens or Foreclosed	
Other Public Works		Conservation		Balance December 31, 1973	1,070.33
HEALTH and WELFARE		All Other		TAX TITLE LIENS OUTSTANDING	
Health Services Except Environmental	10,100.00	CAPITAL DEBT AUTHORIZED, DECEMBER 31, 1973		Balance January 1, 1973	52,572.71
Welfare-Public Assistance	700.00	ISSUED AND UNISSUED		Transfers From Taxes	
Hospitals, Clinics, First Aid	800.00	GROSS DEBT		Redeemed in 1973	35,445.84
Animal, Insect, & Rodent Control	1,850.00	NET DEBT		Cancelled, Abated or Adjusted (1973)	
Other Welfare Services		School		Transfers to Foreclosed Property	
RECREATION and CONSERVATION		Self-liquidating		Balance December 31, 1973	17,126.87
Beaches and Boardwalks		Other		PROPERTY ACQUIRED BY DEED OR	
Parks, Playgrounds, Shade Trees	3,000.00	Total		FORECLOSURE	
Land Reclamation & Conservation		ISSUED AND OUTSTANDING		Balance January 1, 1973	10,850.00
Other Recreational Services	1,000.00	School		Transfers From Taxes or Liens	
EDUCATION (excluding schools)		Self-Liquidating		Sale for Cash (1973)	
Libraries		Other		Cancelled, Abated or Adjusted (1973)	
Other Educational Services		Total		Balance December 31, 1973	10,850.00
STATUTORY EXPENDITURES		EQUALIZED VALUATION BASIS		CURRENT FINANCES DECEMBER 31, 1973	
Pensions & F. I. C. A.	11,000.00	FOR NET DEBT COMPUTATION		ASSETS	
Employee Fringe Benefits		REAL PROPERTY VALUATIONS		Cash Dec. 31, 1973	617,541.01
Other Statutory Expenditures		Code Class # of Parcels % VAL'N		Taxes Receivable	223,523.79
MUNICIPAL FUNCTIONS		ASSESSED VALUATION		Tax Title Liens	17,126.87
CAPITAL IMPROVEMENTS	266,255.00	1 Vacant Land 558 12.52		Foreclosed Property	10,850.00
DEBT SERVICE	43,000.00	2 Residential 906 61.93		Emergencies & Other Deferred Charges	5,516.07
Principal Payments		3 Farm 107 5.82		State Aid Receivable	128,715.54
Interest Payments		4a Commercial 64 15.88		Other Receivables	24,282.60
DEFERRED CHARGES	18,259.92	4b Industrial 6 1.60		Total	1,027,555.88
SCHOOL, COUNTY, SPECIAL DISTRICT TAXES	1,287,864.07	4c Apartments 1 2.24		LIABILITIES, RESERVES, AND SURPLUS	
RESERVE FOR UNCOLLECTED TAXES	272,624.88	Total 1642		Cash Liabilities	292,809.59
EMERGENCY EMPLOYMENT ACT OF 1971		Land Area 21.20 Sq. Miles		Reserves for Receivables	275,823.26
EXPENDITURES	1,845,003.87	Net Valuation Taxable-Municipal		Surplus Dec. 31, 1973	458,923.03
		Net Valuation Taxable-County		Total	1,027,555.88
		State Equalized Valuation			
		State Equalization Ratio			

1303

Population 1970 16,550  
 Population 1973 16,910  
 S & P Rating B88  
 Moody Rating BA

General Tax Rate Per \$100. 6.91  
 State Equalized Tax Rate 5.89

## ASBURY PARK CITY — MONMOUTH CO.

Form of Government:  
 Council-Manager (1923)  
 Number of Members on Governing Body 5

PER CAPITA: 412.56  
 Gross Debt 215.29  
 Net Debt 68.19  
 Debt Service 353.73  
 Total Tax Levy 371.61  
 Municipal Expenditures

PER CENT: 7.91  
 Gross Debt 4.13  
 Net Debt 90.32  
 Tax Levy Collected  
 Tax Levy Cancelled, Abated or Adjusted

EXPENDITURES		REVENUES-REALIZED		1973 PROPERTY TAX	
GENERAL GOVERNMENT				STATE EQUALIZED TAX RATE $\frac{5.89}{3.06}$	
Governing Body & Public Boards		1973 Property Taxes Collected		Local District School Taxes	3,107,525.00
Municipal Clerk		1973 Payments in Lieu of Taxes		Regional & Consolidated School Tax	
Financial Administration	65,480.32	Delinquent Tax & Lien Collections		School Taxes in Municipal Budget	61,630.75
Assessment of Taxes	29,447.43	Business Personality Replacement Taxes		County Taxes	654,558.53
Collection of Taxes	26,130.00	Taxes from Public Utilities		County Library Taxes	
Planning, Housing & Development	10,200.00	Other Miscellaneous Tax Revenues		Local Municipal Purpose Taxes	2,116,449.53
Human Resources	200,000.00	State Aid Revenues		Veteran & Senior Citizen Taxes	42,410.00
Elections	8,380.44	Federal Aid Revenues		Total Taxes for Rate Computation	5,982,573.81
General Administration (other)	628,838.67	State and Local Fiscal Assistance Act Utilized		Special District Taxes	
JUDICIARY		Sale of Acquired Property		Bank Stock Taxes	25,391.72
Municipal Courts	55,244.22	Other Miscellaneous Revenues		Added and Omitted Taxes	16,003.11
PUBLIC SAFETY		Other Revenues, Revenue Sharing Tax Effort		Total Taxes Levied - ABSTRACT	5,981,558.64
Fire Protection	534,745.36	Total		Total Taxes Billed	5,981,558.64
Police Protection	1,005,718.57	Prior Years Surplus Appropriated		1973 TAXES COLLECTED	5,402,250.23
Civil Defense & Disaster Control	1,700.00	REVENUES TOTAL		1973 Taxes Cancelled, Abated or Adjusted	
Environmental Inspection & Control	39,000.75	CAPITAL OUTLAY TOTAL		Transfer to Tax Title Liens or Foreclosed	
Other Public Safety				Balance Outstanding Dec. 31, 1973	579,308.41
PUBLIC WORKS				PRIOR YEARS TAXES OUTSTANDING	
Streets and Drainage	346,352.77	Public Enterprises		Balance January 1, 1973	559,186.65
Sewers and Sewage Processing	283,483.59	Recreation—Culture		Collected in 1973	495,929.24
Garbage and Trash Disposal	240,938.60	Public Works		Cancelled, Abated or Adjusted 1973	
Public Buildings and Grounds	32,554.79	Buildings and Grounds		Transfers to Tax Title Liens or Foreclosed	
Other Public Works	25,631.68	Library and Education		Balance December 31, 1973	63,257.41
HEALTH and WELFARE		Conservation		TAX TITLE LIENS OUTSTANDING	
Health Services Except Environmental	116,092.82	All Other		Balance January 1, 1973	352,413.87
Welfare-Public Assistance	42,750.00	CAPITAL DEBT AUTHORIZED, DECEMBER 31, 1973		Transfers From Taxes	
Hospitals, Clinics, First Aid		ISSUED AND UNISSUED GROSS DEBT NET DEBT		Redeemed in 1973	133,642.57
Animal, Insect, & Rodent Control		School 3,262,871		Cancelled, Abated or Adjusted (1973)	
Other Welfare Services		Self-liquidating 72,975		Transfers to Foreclosed Property	
RECREATION and CONSERVATION		Other 3,640,590		Balance December 31, 1973	218,771.30
Beaches and Boardwalks		Total 6,976,437		PROPERTY ACQUIRED BY DEED OR FORECLOSURE	
Parks, Playgrounds, Shade Trees	56,200.00	ISSUED AND OUTSTANDING		Balance January 1, 1973	49,900.00
Land Reclamation & Conservation		School 3,245,000.00		Transfers From Taxes or Liens	
Other Recreational Services	33,900.00	Self-Liquidating 72,000.00		Sale for Cash (1973)	
EDUCATION (excluding schools)		Other 3,147,000.00		Cancelled, Abated or Adjusted (1973)	
Libraries	124,200.00	Total 6,464,000.00		Balance December 31, 1973	49,900.00
Other Educational Services		EQUALIZED VALUATION BASIS		CURRENT FINANCES DECEMBER 31, 1973	
STATUTORY EXPENDITURES		FOR NET DEBT COMPUTATION		ASSETS	
Pensions & F. I. C. A.	346,652.56	REAL PROPERTY VALUATIONS		Cash Dec. 31, 1973	723,883.16
Employee Fringe Benefits		Code Class # of Parcels % VAL'N ASSESSED VALUATION		Taxes Receivable	642,565.82
Other Statutory Expenditures		1 Vacant Land 229 3.35 2,618,300.00		Tax Title Liens	218,771.30
MUNICIPAL FUNCTIONS	4,254,012.57	2 Residential 2237 34.03 26,600,580.00		Foreclosed Property	49,900.00
CAPITAL IMPROVEMENTS	102,000.00	3 Farm 4a Commercial 438 30.01 23,451,550.00		Emergencies & Other Deferred Charges	161,600.00
DEBT SERVICE		4b Industrial 6 .62 481,400.00		State Aid Receivable	62,451.21
Principal Payments	827,000.00	4c Apartments 349 31.99 25,004,750.00		Other Receivables	124,453.77
Interest Payments	326,130.25	Total 3259 78,156,580.00		Total	1,983,625.26
TYPE I SCHL DEBT *MEMO	221,243.00	Land Area 1.50 Sq. Miles		LIABILITIES, RESERVES, AND SURPLUS	
DEFERRED CHARGES	65,150.00	Net Valuation Taxable-Municipal		Cash Liabilities	795,514.44
SCHOOL, COUNTY, SPECIAL DISTRICT TAXES	3,823,714.28	Net Valuation Taxable-County		Reserves for Receivables	1,035,690.89
RESERVE FOR UNCOLLECTED TAXES	679,481.36	State Equalized Valuation		Surplus Dec. 31, 1973	152,419.93
EMERGENCY EMPLOYMENT ACT OF 1971	132,185.83	State Equalization Ratio		Total	1,983,625.26
EXPENDITURES TOTAL	10,107,674.29				

1971/3000

\* ABOVE DEBT SERVICE INCLUDES TYPE I SCHOOL DEBT

3102

Population 1970 47,880  
Population 1973 45,385  
S & P Rating BBB  
Moody Rating BAA

General Tax Rate Per \$100. 5.34  
State Equalized Tax Rate 5.10

# ATLANTIC CITY — ATLANTIC CO.

Form of Government:  
Commission (1911)  
Number of Members on Governing Body 5

PER CAPITA:  
Gross Debt 346.08  
Net Debt 210.70  
Debt Service 16.64  
Total Tax Levy 385.43  
Municipal Expenditures 553.80

PER CENT:  
Gross Debt 4.83  
Net Debt 2.94  
Tax Levy Collected 85.33  
Tax Levy Cancelled, Abated or Adjusted .02

EXPENDITURES		REVENUES-REALIZED		1973 PROPERTY TAX	
GENERAL GOVERNMENT				STATE EQUALIZED TAX RATE — 5.10	
Governing Body & Public Boards	55,412.34	1973 Property Taxes Collected	14,853,389.90	Local District School Taxes	1.52 5,198,525.25
Municipal Clerk	351,913.83	1973 Payments in Lieu of Taxes	216,598.99	Regional & Consolidated School Tax	
Financial Administration	68,559.17	Delinquent Tax & Lien Collections	1,792,736.48	School Taxes in Municipal Budget	.08 272,481.00
Assessment of Taxes	236,538.34	Business Personalty Replacement Taxes	1,160,770.94	County Taxes	.83 2,857,572.54
Collection of Taxes	38,550.12	Taxes from Public Utilities	1,843,302.15	County Library Taxes	
Planning, Housing & Development	505,822.39	Other Miscellaneous Tax Revenues	13,514.63	Local Municipal Purpose Taxes	2.61 8,953,505.69
Human Resources	10,000.00	State Aid Revenues	1,152,150.64	Veteran & Senior Citizen Taxes	.06 211,490.00
Elections	1,828,560.25	Federal Aid Revenues	1,519,912.76	Total Taxes for Rate Computation	5.10 17,493,574.48
General Administration (other)		State and Local Fiscal Assistance Act Utilized	1,965,391.12	Special District Taxes	
JUDICIARY		Sale of Acquired Property	65,795.00	Bank Stock Taxes	62,518.25
Municipal Courts	153,478.15	Other Miscellaneous Revenues	841,463.76	Added and Omitted Taxes	32,699.90
PUBLIC SAFETY		Other Revenues, Revenue Sharing Tax Effort	3,986,758.32	Total Taxes Levied - ABSTRACT	17,377,302.63
Fire Protection	2,643,021.03	TOTAL	29,411,784.69	Total Taxes Billed	17,407,355.81
Police Protection	4,000,559.15	Prior Years Surplus Appropriated	696,375.01	1973 TAXES COLLECTED	14,853,389.90
Civil Defense & Disaster Control	27,410.74	REVENUES	30,108,159.70	1973 Taxes Cancelled, Abated or Adjusted	3,920.00
Environmental Inspection & Control	425,613.61	CAPITAL OUTLAY	401,449.51	Transfer to Tax Title Liens or Foreclosed	610,645.62
Other Public Safety	20,247.81			Balance Outstanding Dec. 31, 1973	1,939,400.29
PUBLIC WORKS		Public Enterprises	3,733.42	PRIOR YEARS TAXES OUTSTANDING	
Streets and Drainage	498,248.19	Recreation—Culture		Balance January 1, 1973	2,269,298.02
Sewers and Sewage Processing	1,357,000.00	Public Works	47,898.67	Collected in 1973	1,411,486.07
Garbage and Trash Disposal	904,207.54	Buildings and Grounds	349,817.42	Cancelled, Abated or Adjusted 1973	72,325.93
Public Buildings and Grounds	1,724,935.22	Library and Education		Transfers to Tax Title Liens or Foreclosed	35,352.05
Other Public Works	170,662.95	Conservation		Balance December 31, 1973	750,133.97
HEALTH and WELFARE		All Other		TAX TITLE LIENS OUTSTANDING	
Health Services Except Environmental	235,299.00	CAPITAL DEBT AUTHORIZED, DECEMBER 31, 1973		Balance January 1, 1973	1,813,913.75
Welfare-Public Assistance	249,322.60	ISSUED AND UNISSUED		Transfers From Taxes	638,754.83
Hospitals, Clinics, First Aid	125,000.00	SCHOOL	3,712,000	Redeemed in 1973	381,250.41
Animal, Insect, & Rodent Control	19,900.35	Self-liquidating	766,000	Cancelled, Abated or Adjusted (1973)	
Other Welfare Services		Other	11,125,000	Transfers to Foreclosed Property	107,402.33
RECREATION and CONSERVATION		Total	15,603,000	Balance December 31, 1973	1,964,015.84
Beaches and Boardwalks	813,235.28	ISSUED AND OUTSTANDING		PROPERTY ACQUIRED BY DEED OR FORECLOSURE	
Parks, Playgrounds, Shade Trees	424,880.25	School	300,000.00	Balance January 1, 1973	1,171,786.88
Land Reclamation & Conservation		Self-liquidating	766,000.00	Transfers From Taxes or Liens	118,715.12
Other Recreational Services	251,609.44	Other	6,500,000.00	Sale for Cash (1973)	65,795.00
EDUCATION (excluding schools)		Total	7,566,000.00	Cancelled, Abated or Adjusted (1973)	
Libraries	199,881.49	EQUALIZED VALUATION BASIS		Balance December 31, 1973	1,224,707.00
Other Educational Services		FOR NET DEBT COMPUTATION	323,264,481.67	CURRENT FINANCES DECEMBER 31, 1973	
STATUTORY EXPENDITURES		REAL PROPERTY VALUATIONS		ASSETS	
Pensions & F. I. C. A.	1,920,411.72	Code Class # of Parcels % VAL'N		Cash Dec. 31, 1973	1,990,786.33
Employee Fringe Benefits	477,225.42	1 Vacant Land 2534 4.18	12,982,340.00	Taxes Receivable	2,689,534.26
Other Statutory Expenditures		2 Residential 8370 23.48	72,991,480.00	Tax Title Liens	1,964,015.84
MUNICIPAL FUNCTIONS	19,638,006.38	3 Farm		Foreclosed Property	1,224,707.00
CAPITAL IMPROVEMENTS *MEMO*	755,200.00	4a Commercial 2130 61.86	192,282,230.00	Emergencies & Other Deferred Charges	488,584.00
DEBT SERVICE		4b Industrial 26 .29	897,900.00	State Aid Receivable	97,762.34
Principal Payments	455,000.00	4c Apartments 455 10.19	31,666,650.00	Other Receivables	391,335.82
Interest Payments	295,201.50	Total 13515	310,820,600.00	Total	8,846,725.59
TYPE I SCHL DEBT *MEMO	60,156.50	Land Area 11.84 Sq. Miles		LIABILITIES, RESERVES, AND SURPLUS	
DEFERRED CHARGES	1,049,179.17	Net Valuation Taxable-Municipal	328,031,600.00	Cash Liabilities	2,196,023.86
SCHOOL, COUNTY, SPECIAL DISTRICT TAXES	8,328,578.79	Net Valuation Taxable-County	346,810,856.00	Reserves for Receivables	6,123,392.92
RESERVE FOR UNCOLLECTED TAXES	2,567,661.41	State Equalized Valuation	342,239,389.00	Surplus Dec. 31, 1973	527,308.81
EMERGENCY EMPLOYMENT ACT OF 1971	962,911.69	State Equalization Ratio	95.67	Total	8,846,725.59
EXPENDITURES	33,296,538.94				

1971/3000

\* ABOVE DEBT SERVICE INCLUDES TYPE I SCHOOL DEBT

1304

Population 1970 5,115  
 Population 1973 5,270  
 S & P Rating  
 Moody Rating

General Tax Rate Per \$100. 5.14  
 State Equalized Tax Rate 3.28

ATLANTIC HIGHLANDS — MONMOUTH CO.  
 Form of Government:  
 Borough Council  
 Number of Members on Governing Body 6

PER CAPITA: 438.47  
 Gross Debt 273.84  
 Net Debt 18.10  
 Debt Service 325.76  
 Total Tax Levy 180.22  
 Municipal Expenditures

PER CENT: 5.20  
 Gross Debt 3.25  
 Net Debt 95.69  
 Tax Levy Collected  
 Tax Levy Cancelled, Abated or Adjusted .06

EXPENDITURES		REVENUES-REALIZED		1973 PROPERTY TAX	
<b>GENERAL GOVERNMENT</b>				<b>STATE EQUALIZED TAX RATE</b> ————	
Governing Body & Public Boards		1973 Property Taxes Collected	1,642,805.89	Local District School Taxes .81	429,629.00
Municipal Clerk	23,540.00	1973 Payments in Lieu of Taxes		Regional & Consolidated School Tax 1.14	602,734.99
Financial Administration	6,746.08	Delinquent Tax & Lien Collections	64,606.98	School Taxes in Municipal Budget	
Assessment of Taxes	4,550.00	Business Personalty Replacement Taxes	24,179.10	County Taxes .56	295,488.72
Collection of Taxes	13,957.00	Taxes from Public Utilities	131,597.72	County Library Taxes .02	11,412.00
Planning, Housing & Development	3,920.00	Other Miscellaneous Tax Revenues		Local Municipal Purpose Taxes .69	366,685.80
Human Resources		State Aid Revenues	21,353.39	Veteran & Senior Citizen Taxes .05	26,790.00
Elections	1,000.00	Federal Aid Revenues		Total Taxes for Rate Computation 3.27	1,732,740.51
General Administration (other)	60,303.26	State and Local Fiscal Assistance Act Utilized	41,900.00	Special District Taxes	
<b>JUDICIARY</b>		Sale of Acquired Property	1,000.00	Bank Stock Taxes	4,500.80
Municipal Courts	13,867.00	Other Miscellaneous Revenues	127,188.37	Added and Omitted Taxes	6,390.43
<b>PUBLIC SAFETY</b>		Other Revenues, Revenue Sharing Tax Effort	21,074.95	Total Taxes Levied - ABSTRACT	1,716,841.74
Fire Protection	24,931.30	Total	2,075,706.40	Total Taxes Billed	1,716,841.74
Police Protection	208,531.25	Prior Years Surplus Appropriated	280,000.00	1973 TAXES COLLECTED	1,642,805.89
Civil Defense & Disaster Control	1,300.00	REVENUES TOTAL	2,355,706.40	1973 Taxes Cancelled, Abated or Adjusted	1,047.94
Environmental Inspection & Control	4,250.00	CAPITAL OUTLAY TOTAL	426,121.63	Transfer to Tax Title Liens or Foreclosed	3,995.18
Other Public Safety				Balance Outstanding Dec. 31, 1973	68,992.73
<b>PUBLIC WORKS</b>				<b>PRIOR YEARS TAXES OUTSTANDING</b>	
Streets and Drainage	113,139.87	Public Enterprises	118,429.17	Balance January 1, 1973	57,749.77
Sewers and Sewage Processing		Recreation—Culture		Collected in 1973	57,589.76
Gorbage and Trash Disposal	70,422.00	Public Works	183,937.70	Cancelled, Abated or Adjusted 1973	.01
Public Buildings and Grounds	19,650.00	Buildings and Grounds	123,754.76	Transfers to Tax Title Liens or Foreclosed	
Other Public Works		Library and Education		Balance December 31, 1973	160.00
<b>HEALTH and WELFARE</b>		Conservation		<b>TAX TITLE LIENS OUTSTANDING</b>	
Health Services Except Environmental	11,000.00	All Other		Balance January 1, 1973	30,568.02
Welfare-Public Assistance	5,650.00			Transfers From Taxes	3,995.18
Hospitals, Clinics, First Aid				Redeemed in 1973	7,017.22
Animal, Insect, & Rodent Control				Cancelled, Abated or Adjusted (1973)	2,049.32
Other Welfare Services				Transfers to Foreclosed Property	17,997.95
<b>RECREATION and CONSERVATION</b>				Balance December 31, 1973	7,498.71
Beaches and Boardwalks				<b>PROPERTY ACQUIRED BY DEED OR FORECLOSURE</b>	
Parks, Playgrounds, Shade Trees	25,250.00			Balance January 1, 1973	16,210.00
Land Reclamation & Conservation				Transfers From Taxes or Liens	36,000.00
Other Recreational Services	1,200.00			Sale for Cash (1973)	1,000.00
<b>EDUCATION (excluding schools)</b>				Cancelled, Abated or Adjusted (1973)	
Libraries	12,980.00			Balance December 31, 1973	51,210.00
Other Educational Services				<b>CURRENT FINANCES DECEMBER 31, 1973</b>	
<b>STATUTORY EXPENDITURES</b>				<b>ASSETS</b>	
Pensions & F. I. C. A.	38,000.00			Cash Dec. 31, 1973	522,050.21
Employee Fringe Benefits	17,626.24			Taxes Receivable	69,152.73
Other Statutory Expenditures				Tax Title Liens	7,498.71
<b>MUNICIPAL FUNCTIONS TOTAL</b>	682,214.00			Foreclosed Property	51,210.00
<b>CAPITAL IMPROVEMENTS * MEMO*</b>	61,400.00			Emergencies & Other Deferred Charges	
<b>DEBT SERVICE</b>				State Aid Receivable	14,837.33
Principal Payments	47,000.00			Other Receivables	1,781.92
Interest Payments	48,400.00			Total	666,530.90
<b>DEFERRED CHARGES</b>				<b>LIABILITIES, RESERVES, AND SURPLUS</b>	
SCHOOL, COUNTY, SPECIAL DISTRICT TAXES	1,339,264.71			Cash Liabilities	185,927.82
RESERVE FOR UNCOLLECTED TAXES	172,122.52			Reserves for Receivables	129,643.36
EMERGENCY EMPLOYMENT ACT OF 1971				Surplus Dec. 31, 1973	350,959.72
<b>EXPENDITURES TOTAL</b>	2,289,001.23			Total	666,530.90

0401

Population 1970 10,805  
 Population 1973 10,810  
 S & P Rating  
 Moody Rating A

General Tax Rate Per \$100. 5.86  
 State Equalized Tax Rate 3.65

## AUDUBON BOROUGH — CAMDEN CO.

Form of Government:  
 Commission (1911)  
 Number of Members on Governing Body 3

PER CAPITA:  
 Gross Debt 217.12  
 Net Debt 51.81  
 Debt Service 4.56  
 Total Tax Levy 271.93  
 Municipal Expenditures 92.03

PER CENT:  
 Gross Debt 3.12  
 Net Debt .74  
 Tax Levy Collected 98.42  
 Tax Levy Cancelled, Abated or Adjusted .62

EXPENDITURES		REVENUES-REALIZED		1973 PROPERTY TAX	
GENERAL GOVERNMENT		1973 Property Taxes Collected		STATE EQUALIZED TAX RATE	1.98
Governing Body & Public Boards		1973 Payments in Lieu of Taxes	2,890,322.36	Local District School Taxes	1,637,188.25
Municipal Clerk		Delinquent Tax & Lien Collections	35,432.92	Regional & Consolidated School Tax	
Financial Administration	5,500.00	Business Personalty Replacement Taxes	109,314.91	School Taxes in Municipal Budget	
Assessment of Taxes	44,300.00	Taxes from Public Utilities	180,196.29	County Taxes	.95 784,022.15
Collection of Taxes	31,290.00	Other Miscellaneous Tax Revenues		County Library Taxes	.03 23,724.83
Planning, Housing & Development	2,499.91	State Aid Revenues	50,082.57	Local Municipal Purpose Taxes	.58 482,841.09
Human Resources		Federal Aid Revenues	11,142.49	Veteran & Senior Citizen Taxes	.11 89,860.00
Elections	4,500.00	State and Local Fiscal Assistance Act Utilized	67,839.50	Total Taxes for Rate Computation	3.65 3,017,636.32
General Administration (other)	88,176.52	Sale of Acquired Property		Special District Taxes	
JUDICIARY		Other Miscellaneous Revenues	113,966.62	Bank Stock Taxes	7,070.91
Municipal Courts	12,910.00	Other Revenues, Revenue Sharing Tax Effort	15,280.67	Added and Omitted Taxes	4,759.49
PUBLIC SAFETY		Total	3,473,578.33	Total Taxes Levied - ABSTRACT	2,939,606.72
Fire Protection	30,950.00	Prior Years Surplus Appropriated	103,537.61	Total Taxes Billed	2,936,823.96
Police Protection	251,963.20	REVENUES TOTAL	3,577,115.94	1973 TAXES COLLECTED	2,890,322.36
Civil Defense & Disaster Control	6,550.00	CAPITAL OUTLAY TOTAL	21,765.45	1973 Taxes Cancelled, Abated or Adjusted	18,326.75
Environmental Inspection & Control	1,900.00	Public Enterprises		Transfer to Tax Title Liens or Foreclosed	3,565.70
Other Public Safety		Recreation—Culture		Balance Outstanding Dec. 31, 1973	24,609.15
PUBLIC WORKS		Public Works	21,765.45	PRIOR YEARS TAXES OUTSTANDING	
Streets and Drainage	122,425.53	Buildings and Grounds		Balance January 1, 1973	34,505.52
Sewers and Sewage Processing	59,340.32	Library and Education		Collected in 1973	31,644.49
Garbage and Trash Disposal	39,488.00	Conservation		Cancelled, Abated or Adjusted 1973	808.87
Public Buildings and Grounds	20,446.00	All Other		Transfers to Tax Title Liens or Foreclosed	2,051.15
Other Public Works		CAPITAL DEBT AUTHORIZED, DECEMBER 31, 1973		Balance December 31, 1973	1.01
HEALTH and WELFARE		ISSUED AND UNISSUED		TAX TITLE LIENS OUTSTANDING	
Health Services Except Environmental	10,110.00	School	1,737,000	Balance January 1, 1973	5,390.77
Welfare-Public Assistance	2,300.00	Self-liquidating		Transfers From Taxes	5,878.06
Hospitals, Clinics, First Aid		Other	560,060	Redeemed in 1973	3,788.43
Animal, Insect, & Rodent Control		Total	2,347,060	Cancelled, Abated or Adjusted (1973)	
Other Welfare Services	191.68	ISSUED AND OUTSTANDING		Transfers to Foreclosed Property	
RECREATION and CONSERVATION		School	1,787,000.00	Balance December 31, 1973	7,480.40
Beaches and Boardwalks		Self-liquidating		PROPERTY ACQUIRED BY DEED OR	
Parks, Playgrounds, Shade Trees	33,646.22	Other	485,060.00	FORECLOSURE	
Land Reclamation & Conservation		Total	2,272,060.00	Balance January 1, 1973	285.00
Other Recreational Services	6,200.00	EQUALIZED VALUATION BASIS		Transfers From Taxes or Liens	
EDUCATION (excluding schools)		FOR NET DEBT COMPUTATION	75,291,400.67	Sale for Cash (1973)	
Libraries	20,602.55	REAL PROPERTY VALUATIONS		Cancelled, Abated or Adjusted (1973)	
Other Educational Services	200.00	Code Class # of Parcels % VAL'N		Balance December 31, 1973	285.00
STATUTORY EXPENDITURES		1 Vacant Land 62 .35	178,350.00	CURRENT FINANCES DECEMBER 31, 1973	
Pensions & F. I. C. A.	62,513.87	2 Residential 2948 73.61	37,674,425.00	ASSETS	
Employee Fringe Benefits	18,500.00	3 Farm		Cash Dec. 31, 1973	1,194,686.97
Other Statutory Expenditures		4a Commercial 140 21.83	11,174,850.00	Taxes Receivable	24,610.16
MUNICIPAL FUNCTIONS TOTAL	876,503.80	4b Industrial 3 .29	150,650.00	Tax Title Liens	7,480.40
CAPITAL IMPROVEMENTS *MEMO*	40,875.00	4c Apartments 11 3.92	2,004,250.00	Foreclosed Property	285.00
DEBT SERVICE		Total 3164	51,182,525.00	Emergencies & Other Deferred Charges	40,000.00
Principal Payments	27,530.00	Land Area 1.48 Sq. Miles		State Aid Receivable	24,301.14
Interest Payments	21,805.00	Net Valuation Taxable-Municipal	51,504,923.00	Other Receivables	1,251.39
DEFERRED CHARGES		Net Valuation Taxable-County	78,340,582.00	Total	1,292,615.06
SCHOOL, COUNTY, SPECIAL DISTRICT TAXES	2,444,935.23	State Equalized Valuation	82,480,343.00	LIABILITIES, RESERVES, AND SURPLUS	
RESERVE FOR UNCOLLECTED TAXES	57,702.02	State Equalization Ratio	62.30	Cash Liabilities	975,251.07
EMERGENCY EMPLOYMENT ACT OF 1971	11,353.81			Reserves for Receivables	33,626.95
EXPENDITURES TOTAL	3,439,829.86			Surplus Dec. 31, 1973	283,737.04
				Total	1,292,615.06

0402

Population 1970 1,495  
 Population 1973 1,470  
 S & P Rating  
 Moody Rating

General Tax Rate Per \$100. 10.18  
 State Equalized Tax Rate 10.18

## AUDUBON PARK BOROUGH — CAMDEN CO.

Form of Government:

Borough Council

Number of Members on Governing Body 6

PER CAPITA:

Gross Debt 6.80  
 Net Debt  
 Debt Service  
 Total Tax Levy 102.70  
 Municipal Expenditures 58.09

PER CENT:

Gross Debt .69  
 Net Debt  
 Tax Levy Collected 100.00  
 Tax Levy Cancelled, Abated or Adjusted

EXPENDITURES		REVENUES-REALIZED		1973 PROPERTY TAX	
GENERAL GOVERNMENT				STATE EQUALIZED TAX RATE 5.38	79,829.90
Governing Body & Public Boards		1973 Property Taxes Collected	150,945.21	Local District School Taxes	
Municipal Clerk		1973 Payments in Lieu of Taxes		Regional & Consolidated School Tax	
Financial Administration	3,140.00	Delinquent Tax & Lien Collections		School Taxes in Municipal Budget	
Assessment of Taxes	325.00	Business Personalty Replacement Taxes	4,060.89	County Taxes	1.01 14,969.95
Collection of Taxes	325.00	Taxes from Public Utilities	5,716.11	County Library Taxes	.03 452.32
Planning, Housing & Development		Other Miscellaneous Tax Revenues		Local Municipal Purpose Taxes	3.76 55,722.00
Human Resources	300.00	State Aid Revenues	5,366.57	Veteran & Senior Citizen Taxes	
Elections	810.00	Federal Aid Revenues		Total Taxes for Rate Computation	10.18 150,974.17
General Administration (other)	9,235.00	State and Local Fiscal Assistance Act Utilized	11,114.25	Special District Taxes	
JUDICIARY		Sale of Acquired Property		Bank Stock Taxes	
Municipal Courts	2,700.00	Other Miscellaneous Revenues	3,371.44	Added and Omitted Taxes	
PUBLIC SAFETY		Other Revenues, Revenue Sharing Tax Effort	318.50	Total Taxes Levied - ABSTRACT	150,974.17
Fire Protection	5,650.00	Total	180,892.97	Total Taxes Billed	150,945.21
Police Protection	45,457.00	Prior Years Surplus Appropriated	8,000.00	1973 TAXES COLLECTED	
Civil Defense & Disaster Control	50.00	REVENUES TOTAL	188,892.97	1973 Taxes Cancelled, Abated or Adjusted	
Environmental Inspection & Control				Transfer to Tax Title Liens or Foreclosed	
Other Public Safety				Balance Outstanding Dec. 31, 1973	
PUBLIC WORKS		CAPITAL OUTLAY TOTAL		PRIOR YEARS TAXES OUTSTANDING	
Streets and Drainage	650.00	Public Enterprises		Balance January 1, 1973	
Sewers and Sewage Processing		Recreation—Culture		Collected in 1973	
Garbage and Trash Disposal		Public Works		Cancelled, Abated or Adjusted 1973	
Public Buildings and Grounds		Buildings and Grounds		Transfers to Tax Title Liens or Foreclosed	
Other Public Works		Library and Education		Balance December 31, 1973	
HEALTH and WELFARE		Conservation		TAX TITLE LIENS OUTSTANDING	
Health Services Except Environmental	1,295.00	All Other		Balance January 1, 1973	
Welfare-Public Assistance	800.00			Transfers From Taxes	
Hospitals, Clinics, First Aid				Redeemed in 1973	
Animal, Insect, & Rodent Control	360.00			Cancelled, Abated or Adjusted (1973)	
Other Welfare Services				Transfers to Foreclosed Property	
RECREATION and CONSERVATION				Balance December 31, 1973	
Beaches and Boardwalks				PROPERTY ACQUIRED BY DEED OR	
Parks, Playgrounds, Shade Trees	400.00			FORECLOSURE	
Land Reclamation & Conservation				Balance January 1, 1973	
Other Recreational Services	500.00			Transfers From Taxes or Liens	
EDUCATION (excluding schools)				Sale for Cash (1973)	
Libraries	1,200.00			Cancelled, Abated or Adjusted (1973)	
Other Educational Services				Balance December 31, 1973	
STATUTORY EXPENDITURES				CURRENT FINANCES DECEMBER 31, 1973	
Pensions & F. I. C. A.	5,220.00			ASSETS	
Employee Fringe Benefits	1,875.00			Cash Dec. 31, 1973	41,347.86
Other Statutory Expenditures				Taxes Receivable	
MUNICIPAL FUNCTIONS				Tax Title Liens	
CAPITAL IMPROVEMENTS				Foreclosed Property	
DEBT SERVICE				Emergencies & Other Deferred Charges	24.59
Principal Payments				State Aid Receivable	
Interest Payments				Other Receivables	
DEFERRED CHARGES				Total	920.72
SCHOOL, COUNTY, SPECIAL DISTRICT TAXES	5,100.00			LIABILITIES, RESERVES, AND SURPLUS	
RESERVE FOR UNCOLLECTED TAXES	95,252.17			Cash Liabilities	21,802.44
EMERGENCY EMPLOYMENT ACT OF 1971				Reserves for Receivables	920.72
EXPENDITURES				Surplus Dec. 31, 1973	19,570.01
TOTAL	180,644.17			Total	42,293.17

0501  
Population 1970 1,305  
Population 1973 1,920  
S & P Rating BBB  
Moody Rating

General Tax Rate Per \$100. 2.42  
State Equalized Tax Rate 1.75

# AVALON BOROUGH — CAPE MAY CO.

Form of Government:  
Commission (1911)  
Number of Members on Governing Body 3

PER CAPITA:		PER CENT:	
Gross Debt	1,324.89	Gross Debt	2.35
Net Debt	948.64	Net Debt	1.68
Debt Service	71.45	Tax Levy Collected	93.32
Total Tax Levy	1,289.87	Tax Levy Cancelled, Abated or Adjusted	.03
Municipal Expenditures	1,177.03		

EXPENDITURES		REVENUES-REALIZED		1973 PROPERTY TAX	
GENERAL GOVERNMENT				STATE EQUALIZED TAX RATE — 1.75	
Governing Body & Public Boards	4,828.00	1973 Property Taxes Collected	2,383,570.27	Local District School Taxes	444,195.50
Municipal Clerk		1973 Payments in Lieu of Taxes		Regional & Consolidated School Tax	
Financial Administration	37,825.00	Delinquent Tax & Lien Collections	116,565.64	School Taxes in Municipal Budget	
Assessment of Taxes	31,550.00	Business Personalty Replacement Taxes	17,249.13	County Taxes	572,843.04
Collection of Taxes	3,665.00	Taxes from Public Utilities	114,296.02	County Library Taxes	28,418.73
Planning, Housing & Development		Other Miscellaneous Tax Revenues		Local Municipal Purpose Taxes	1,315,718.15
Human Resources	431.86	State Aid Revenues	13,780.90	Veteran & Senior Citizen Taxes	13,400.00
Elections	182,017.00	Federal Aid Revenues		Total Taxes for Rate Computation	2,374,575.42
General Administration (other)		State and Local Fiscal Assistance Act Utilized	43,848.00	Special District Taxes	
JUDICIARY		Sale of Acquired Property	303,506.82	Bank Stock Taxes	2,281.85
Municipal Courts	7,815.00	Other Miscellaneous Revenues	462,556.96	Added and Omitted Taxes	113,084.52
PUBLIC SAFETY		Other Revenues, Revenue Sharing Tax Effort	42,384.61	Total Taxes Levied - ABSTRACT	2,476,541.79
Fire Protection	19,397.00	Total	3,497,758.35	Total Taxes Billed	2,554,198.59
Police Protection	292,450.00	Prior Years Surplus Appropriated	400,000.00	1973 TAXES COLLECTED	2,383,570.27
Civil Defense & Disaster Control	500.00	REVENUES TOTAL	3,897,758.35	1973 Taxes Cancelled, Abated or Adjusted	788.49
Environmental Inspection & Control		CAPITAL OUTLAY TOTAL	506,811.18	Transfer to Tax Title Liens or Foreclosed	780.00
Other Public Safety				Balance Outstanding Dec. 31, 1973	169,059.83
PUBLIC WORKS				PRIOR YEARS TAXES OUTSTANDING	
Streets and Drainage	356,308.14	Public Enterprises	114,925.24	Balance January 1, 1973	115,823.41
Sewers and Sewage Processing	209,950.00	Recreation—Culture	88,174.04	Collected in 1973	115,003.36
Garbage and Trash Disposal	110,000.00	Public Works	301,811.30	Cancelled, Abated or Adjusted 1973	90.06
Public Buildings and Grounds	86,152.00	Buildings and Grounds	1,700.00	Transfers to Tax Title Liens or Foreclosed	
Other Public Works	45,000.00	Library and Education		Balance December 31, 1973	729.99
HEALTH and WELFARE		Conservation	200.60	TAX TITLE LIENS OUTSTANDING	
Health Services Except Environmental	1,634.00	All Other		Balance January 1, 1973	36,858.35
Welfare-Public Assistance	300.00			Transfers From Taxes	780.00
Hospitals, Clinics, First Aid	600.00			Redeemed in 1973	1,562.28
Animal, Insect, & Rodent Control	4,340.00			Cancelled, Abated or Adjusted (1973)	
Other Welfare Services				Transfers to Foreclosed Property	
RECREATION and CONSERVATION				Balance December 31, 1973	36,076.07
Beaches and Boardwalks	174,474.00			PROPERTY ACQUIRED BY DEED OR FORECLOSURE	
Parks, Playgrounds, Shade Trees	37,400.00			Balance January 1, 1973	448,448.82
Land Reclamation & Conservation				Transfers From Taxes or Liens	
Other Recreational Services	56,000.00			Sale for Cash (1973)	218,396.82
EDUCATION (excluding schools)				Cancelled, Abated or Adjusted (1973)	
Libraries	3,790.00			Balance December 31, 1973	230,052.00
Other Educational Services				CURRENT FINANCES DECEMBER 31, 1973	
STATUTORY EXPENDITURES				ASSETS	
Pensions & F. I. C. A.	67,500.36			Cash Dec. 31, 1973	1,033,966.90
Employee Fringe Benefits	35,000.00			Taxes Receivable	169,789.82
Other Statutory Expenditures				Tax Title Liens	36,076.07
MUNICIPAL FUNCTIONS TOTAL	1,768,927.36			Foreclosed Property	230,052.00
CAPITAL IMPROVEMENTS *MEMO*	310,450.00			Emergencies & Other Deferred Charges	163,360.00
DEBT SERVICE				State Aid Receivable	31,203.50
Principal Payments	78,000.00			Other Receivables	1,629,251.95
Interest Payments	59,190.00			Total	3,293,700.24
DEFERRED CHARGES	199,967.76			LIABILITIES, RESERVES, AND SURPLUS	
SCHOOL, COUNTY, SPECIAL DISTRICT TAXES	1,045,457.27			Cash Liabilities	538,520.81
RESERVE FOR UNCOLLECTED TAXES	153,803.00			Reserves for Receivables	2,065,169.84
EMERGENCY EMPLOYMENT ACT OF 1971				Surplus Dec. 31, 1973	690,009.59
EXPENDITURES TOTAL	3,305,345.39			Total	3,293,700.24

1305

Population 1970 2,165  
 Population 1973 2,210  
 S & P Rating  
 Moody Rating

General Tax Rate Per \$100. 3.99  
 State Equalized Tax Rate 2.88

AVON BY THE SEA BOROUGH — MONMOUTH  
 Form of Government: CO.  
 Commission (1911)  
 Number of Members on Governing Body 3

PER CAPITA:  
 Gross Debt 264.34  
 Net Debt 204.16  
 Debt Service 22.73  
 Total Tax Levy 446.99  
 Municipal Expenditures 319.30

PER CENT:  
 Gross Debt 1.86  
 Net Debt 1.44  
 Tax Levy Collected 96.72  
 Tax Levy Cancelled, Abated or Adjusted

EXPENDITURES		REVENUES-REALIZED		1973 PROPERTY TAX	
<b>GENERAL GOVERNMENT</b>				<b>STATE EQUALIZED TAX RATE — 1.12</b>	
Governing Body & Public Boards		1973 Property Taxes Collected	955,411.51	Local District School Taxes	387,149.00
Municipal Clerk		1973 Payments in Lieu of Taxes		Regional & Consolidated School Tax	
Financial Administration	19,298.38	Delinquent Tax & Lien Collections	49,227.39	School Taxes in Municipal Budget	
Assessment of Taxes	3,425.00	Business Personalty Replacement Taxes	9,641.30	County Taxes	208,364.39
Collection of Taxes	9,050.00	Taxes from Public Utilities	35,584.73	County Library Taxes	
Planning, Housing & Development	1,500.00	Other Miscellaneous Tax Revenues		Local Municipal Purpose Taxes	390,065.08
Human Resources		State Aid Revenues	9,635.88	Veteran & Senior Citizen Taxes	16,460.00
Elections	1,000.00	Federal Aid Revenues	25,029.71	Total Taxes for Rate Computation	1,002,038.47
General Administration (other)	55,351.62	State and Local Fiscal Assistance Act Utilized	36,021.79	Special District Taxes	
<b>JUDICIARY</b>		Sale of Acquired Property		Bank Stock Taxes	1,934.92
Municipal Courts	4,900.00	Other Miscellaneous Revenues	154,824.99	Added and Omitted Taxes	339.91
<b>PUBLIC SAFETY</b>		Other Revenues, Revenue Sharing Tax Effort	9,460.54	Total Taxes Levied - ABSTRACT	987,853.30
Fire Protection	5,500.00	Total	1,284,838.24	Total Taxes Billed	987,853.30
Police Protection	149,430.00	Prior Years Surplus Appropriated	105,000.00	1973 TAXES COLLECTED	955,411.91
Civil Defense & Disaster Control	5.00	REVENUES TOTAL	1,389,838.24	1973 Taxes Cancelled, Abated or Adjusted	
Environmental Inspection & Control	4,940.00	<b>CAPITAL OUTLAY</b>	148,527.68	Transfer to Tax Title Liens or Foreclosed	1,133.45
Other Public Safety		<b>TOTAL</b>		Balance Outstanding Dec. 31, 1973	31,307.94
<b>PUBLIC WORKS</b>		Public Enterprises	66,993.60	<b>PRIOR YEARS TAXES OUTSTANDING</b>	
Streets and Drainage	75,525.00	Recreation—Culture	51,718.08	Balance January 1, 1973	33,340.96
Sewers and Sewage Processing	16,170.00	Public Works	8,000.00	Collected in 1973	27,790.31
Garbage and Trash Disposal	30,650.00	Buildings and Grounds	21,816.00	Cancelled, Abated or Adjusted 1973	
Public Buildings and Grounds	34,575.00	Library and Education		Transfers to Tax Title Liens or Foreclosed	
Other Public Works		Conservation		Balance December 31, 1973	5,550.65
<b>HEALTH and WELFARE</b>		All Other		<b>TAX TITLE LIENS OUTSTANDING</b>	
Health Services Except Environmental	605.00	<b>CAPITAL DEBT AUTHORIZED, DECEMBER 31, 1973</b>		Balance January 1, 1973	23,668.19
Welfare-Public Assistance	2,250.00	<b>ISSUED AND UNISSUED</b>		Transfers From Taxes	1,133.45
Hospitals, Clinics, First Aid		<b>GROSS DEBT</b>		Redeemed in 1973	21,437.08
Animal, Insect, & Rodent Control	300.00	School	59,500	Cancelled, Abated or Adjusted (1973)	
Other Welfare Services		Self-liquidating	73,500	Transfers to Foreclosed Property	
<b>RECREATION and CONSERVATION</b>		Other	451,200	Balance December 31, 1973	3,364.56
Beaches and Boardwalks	50,321.61	Total	584,200	<b>PROPERTY ACQUIRED BY DEED OR FORECLOSURE</b>	
Parks, Playgrounds, Shade Trees	500.00	<b>ISSUED AND OUTSTANDING</b>		Balance January 1, 1973	3,875.00
Land Reclamation & Conservation		School	59,500.00	Transfers From Taxes or Liens	
Other Recreational Services	4,000.00	Self-Liquidating	73,500.00	Sale for Cash (1973)	
<b>EDUCATION (excluding schools)</b>		Other	253,000.00	Cancelled, Abated or Adjusted (1973)	
Libraries	14,200.00	Total	386,000.00	Balance December 31, 1973	3,875.00
Other Educational Services		<b>EQUALIZED VALUATION BASIS</b>		<b>CURRENT FINANCES DECEMBER 31, 1973</b>	
<b>STATUTORY EXPENDITURES</b>		<b>FOR NET DEBT COMPUTATION</b>	31,343,137.67	<b>ASSETS</b>	
Pensions & F. I. C. A.	34,400.00	<b>REAL PROPERTY VALUATIONS</b>		Cash Dec. 31, 1973	359,356.49
Employee Fringe Benefits	5,850.00	Code Class # of Parcels % VAL'N		Taxes Receivable	36,858.59
Other Statutory Expenditures		1 Vacant Land 18 .74	184,550.00	Tax Title Liens	3,364.56
<b>MUNICIPAL FUNCTIONS</b>		2 Residential 777 80.49	20,063,250.00	Foreclosed Property	3,875.00
<b>CAPITAL IMPROVEMENTS</b>		3 Farm		Emergencies & Other Deferred Charges	211.61
<b>DEBT SERVICE</b>		4a Commercial 57 9.53	2,375,000.00	State Aid Receivable	505.00
Principal Payments	34,000.00	4b Industrial 2 .38	94,100.00	Other Receivables	134,891.54
Interest Payments	16,231.23	4c Apartments 12 8.86	2,208,100.00	Total	539,062.79
<b>DEFERRED CHARGES</b>		Total 866	24,925,000.00	<b>LIABILITIES, RESERVES, AND SURPLUS</b>	
SCHOOL, COUNTY, SPECIAL DISTRICT TAXES	16,058.71	Land Area .40 Sq. Miles		Cash Liabilities	255,238.62
RESERVE FOR UNCOLLECTED TAXES	595,513.39	Net Valuation Taxable-Municipal	25,108,327.00	Reserves for Receivables	178,989.69
EMERGENCY EMPLOYMENT ACT OF 1971	82,757.06	Net Valuation Taxable-County	31,881,222.00	Surplus Dec. 31, 1973	104,834.48
<b>EXPENDITURES</b>		State Equalized Valuation	34,648,205.00	Total	539,062.79
<b>TOTAL</b>	1,301,163.36	State Equalization Ratio	72.32		

1501

Population 1970 560  
 Population 1973 620  
 S & P Rating  
 Moody Rating

General Tax Rate Per \$100 1.86  
 State Equalized Tax Rate 1.56

## BARNEGAT LIGHT BOROUGH — OCEAN CO.

Form of Government:  
 Borough Council  
 Number of Members on Governing Body 6

PER CAPITA: 1,035.64  
 Gross Debt 541.15  
 Net Debt 44.20  
 Debt Service 908.00  
 Total Tax Levy 546.44  
 Municipal Expenditures

PER CENT: 2.12  
 Gross Debt 1.11  
 Net Debt 91.66  
 Tax Levy Collected  
 Tax Levy Cancelled, Abated or Adjusted

EXPENDITURES		REVENUES-REALIZED		1973 PROPERTY TAX	
GENERAL GOVERNMENT		1973 Property Taxes Collected		STATE EQUALIZED TAX RATE — 1.56	
Governing Body & Public Boards		1973 Payments in Lieu of Taxes	516,004.48	Local District School Taxes	88,136.97
Municipal Clerk	3,900.00	Delinquent Tax & Lien Collections	33,444.56	Regional & Consolidated School Tax	155,682.19
Financial Administration	3,500.00	Business Personalty Replacement Taxes	3,850.27	School Taxes in Municipal Budget	
Assessment of Taxes	7,500.00	Taxes from Public Utilities	22,203.09	County Taxes	153,493.57
Collection of Taxes	1,396.00	Other Miscellaneous Tax Revenues	4,527.69	County Library Taxes	7,074.76
Planning, Housing & Development		State Aid Revenues		Local Municipal Purpose Taxes	155,259.95
Human Resources		Federal Aid Revenues	18,106.50	Veteran & Senior Citizen Taxes	5,980.00
Elections		State and Local Fiscal Assistance Act Utilized		Total Taxes for Rate Computation	565,627.44
General Administration (other)	58,950.00	Sale of Acquired Property	47,926.77	Special District Taxes	440.05
JUDICIARY		Other Miscellaneous Revenues	22,533.52	Bank Stock Taxes	2,871.56
Municipal Courts	4,400.00	Other Revenues, Revenue Sharing Tax Effort	668,596.88	Added and Omitted Taxes	562,959.05
PUBLIC SAFETY		Total	85,000.00	Total Taxes Levied - ABSTRACT	562,959.05
Fire Protection	4,500.00	Prior Years Surplus Appropriated	753,596.88	Total Taxes Billed	516,004.48
Police Protection	30,074.00	REVENUES TOTAL		1973 TAXES COLLECTED	
Civil Defense & Disaster Control	500.00			1973 Taxes Cancelled, Abated or Adjusted	
Environmental Inspection & Control	4,230.00	CAPITAL OUTLAY TOTAL	11,425.00	Transfer to Tax Title Liens or Foreclosed	
Other Public Safety				Balance Outstanding Dec. 31, 1973	46,954.57
PUBLIC WORKS				PRIOR YEARS TAXES OUTSTANDING	
Streets and Drainage	43,383.50	Public Enterprises		Balance January 1, 1973	42,624.46
Sewers and Sewage Processing		Recreation—Culture		Collected in 1973	31,353.48
Garbage and Trash Disposal	30,000.00	Public Works	11,425.00	Cancelled, Abated or Adjusted 1973	2,869.91
Public Buildings and Grounds	8,000.00	Buildings and Grounds		Transfers to Tax Title Liens or Foreclosed	
Other Public Works		Library and Education		Balance December 31, 1973	8,401.07
HEALTH and WELFARE		Conservation		TAX TITLE LIENS OUTSTANDING	
Health Services Except Environmental	1,950.00	All Other		Balance January 1, 1973	4,024.15
Welfare-Public Assistance	300.00			Transfers From Taxes	
Hospitals, Clinics, First Aid	1,800.00	CAPITAL DEBT AUTHORIZED, DECEMBER 31, 1973		Redeemed in 1973	2,091.08
Animal, Insect, & Rodent Control	700.00	ISSUED AND UNISSUED GROSS DEBT NET DEBT		Cancelled, Abated or Adjusted (1973)	
Other Welfare Services		School 299,901	84,318	Transfers to Foreclosed Property	
RECREATION and CONSERVATION		Self-liquidating 91,000	251,195	Balance December 31, 1973	1,933.07
Beaches and Boardwalks	43,605.00	Other 251,195	335,513	PROPERTY ACQUIRED BY DEED OR	
Parks, Playgrounds, Shade Trees	7,300.00	Total 642,097		FORECLOSURE	
Land Reclamation & Conservation				Balance January 1, 1973	2,700.00
Other Recreational Services		ISSUED AND OUTSTANDING		Transfers From Taxes or Liens	
EDUCATION (excluding schools)		School 299,901.88		Sale for Cash (1973)	
Libraries	100.00	Self-liquidating 40,000.00		Cancelled, Abated or Adjusted (1973)	
Other Educational Services		Other 150,000.00		Balance December 31, 1973	2,700.00
STATUTORY EXPENDITURES		Total 489,901.88		CURRENT FINANCES DECEMBER 31, 1973	
Pensions & F. I. C. A.	6,600.00	EQUALIZED VALUATION BASIS		ASSETS	
Employee Fringe Benefits	1,000.00	FOR NET DEBT COMPUTATION	30,352,265.00	Cash Dec. 31, 1973	307,318.03
Other Statutory Expenditures		REAL PROPERTY VALUATIONS		Taxes Receivable	55,355.64
MUNICIPAL FUNCTIONS TOTAL	263,688.50	Code Class # of Parcels % VAL'N		Tax Title Liens	1,933.07
CAPITAL IMPROVEMENTS *MEMO*	19,400.00	1 Vacant Land 201 11.09	3,365,600.00	Foreclosed Property	2,700.00
DEBT SERVICE		2 Residential 801 79.50	24,123,300.00	Emergencies & Other Deferred Charges	14,100.00
Principal Payments	20,000.00	3 Farm		State Aid Receivable	2,217.00
Interest Payments	7,405.00	4a Commercial 40 8.12	2,465,100.00	Other Receivables	46,873.21
DEFERRED CHARGES	2,400.00	4b Industrial		Total	430,496.95
SCHOOL, COUNTY, SPECIAL DISTRICT TAXES	404,387.49	4c Apartments 5 1.29	391,100.00	LIABILITIES, RESERVES, AND SURPLUS	
RESERVE FOR UNCOLLECTED TAXES	45,300.00	Total 1047	30,345,100.00	Cash Liabilities	206,089.13
EMERGENCY EMPLOYMENT ACT OF 1971		Land Area .70 Sq. Miles		Reserves for Receivables	106,861.92
EXPENDITURES TOTAL	743,180.99	Net Valuation Taxable-Municipal	30,442,182.00	Surplus Dec. 31, 1973	117,545.90
		Net Valuation Taxable-County	31,659,976.00	Total	430,496.95
		State Equalized Valuation	36,089,372.00		
		State Equalization Ratio	84.31		

0403

Population 1970 8,435  
 Population 1973 8,680  
 S & P Rating  
 Moody Rating

General Tax Rate Per \$100. 3.40  
 State Equalized Tax Rate 3.44

BARRINGTON BOROUGH — CAMDEN CO.  
 Form of Government:  
 Borough Council  
 Number of Members on Governing Body 6

PER CAPITA: 128.04  
 Gross Debt 77.58  
 Net Debt 3.86  
 Debt Service 274.21  
 Total Tax Levy 93.06  
 Municipal Expenditures

PER CENT: 1.78  
 Gross Debt 1.08  
 Net Debt 95.62  
 Tax Levy Collected  
 Tax Levy Cancelled, Abated or Adjusted 1.76

EXPENDITURES		REVENUES-REALIZED		1973 PROPERTY TAX	
GENERAL GOVERNMENT		1973 Property Taxes Collected		STATE EQUALIZED TAX RATE 1.91	
Governing Body & Public Boards		1973 Payments in Lieu of Taxes	2,276,104.87	Local District School Taxes	1,342,101.00
Municipal Clerk		Delinquent Tax & Lien Collections	3,628.68	Regional & Consolidated School Tax	
Financial Administration	10,361.17	Business Personality Replacement Taxes	33,117.75	School Taxes in Municipal Budget	
Assessment of Taxes	11,668.00	Taxes from Public Utilities	208,541.91	County Taxes	675,524.34
Collection of Taxes	8,540.00	Other Miscellaneous Tax Revenues	120,822.45	County Library Taxes	20,414.08
Planning, Housing & Development	7,434.71	State Aid Revenues	32,581.20	Local Municipal Purpose Taxes	328,198.22
Human Resources		Federal Aid Revenues		Veteran & Senior Citizen Taxes	52,480.00
Elections		State and Local Fiscal Assistance Act Utilized	25,273.00	Total Taxes for Rate Computation	2,418,717.64
General Administration (other)	96,640.29	Sale of Acquired Property		Special District Taxes	
JUDICIARY		Other Miscellaneous Revenues	41,488.08	Bank Stock Taxes	1,703.00
Municipal Courts	5,413.33	Other Revenues, Revenue Sharing Tax Effort	30,064.48	Added and Omitted Taxes	12,160.34
PUBLIC SAFETY		Total	2,776,622.42	Total Taxes Levied - ABSTRACT	2,380,100.98
Fire Protection	18,656.00	Prior Years Surplus Appropriated	105,000.00	Total Taxes Billed	2,380,403.52
Police Protection	199,932.12	REVENUES TOTAL	2,881,622.42	1973 TAXES COLLECTED	2,276,104.87
Civil Defense & Disaster Control	512.00	CAPITAL OUTLAY TOTAL	60,269.12	1973 Taxes Cancelled, Abated or Adjusted	41,891.08
Environmental Inspection & Control	4,615.60	Public Enterprises		Transfer to Tax Title Liens or Foreclosed	
Other Public Safety		Recreation—Culture		Balance Outstanding Dec. 31, 1973	62,407.57
PUBLIC WORKS		Public Works	26,196.49	PRIOR YEARS TAXES OUTSTANDING	
Streets and Drainage	174,643.54	Buildings and Grounds	34,072.63	Balance January 1, 1973	59,048.78
Sewers and Sewage Processing		Library and Education		Collected in 1973	38,117.75
Garbage and Trash Disposal	52,301.19	Conservation		Cancelled, Abated or Adjusted 1973	
Public Buildings and Grounds	13,450.00	All Other		Transfers to Tax Title Liens or Foreclosed	
Other Public Works		CAPITAL DEBT AUTHORIZED, DECEMBER 31, 1973		Balance December 31, 1973	20,931.03
HEALTH and WELFARE		ISSUED AND UNISSUED GROSS DEBT		TAX TITLE LIENS OUTSTANDING	
Health Services Except Environmental	3,984.33	School	438,000	Balance January 1, 1973	1,632.72
Welfare-Public Assistance	1,841.75	Self-liquidating	150,000	Transfers From Taxes	
Hospitals, Clinics, First Aid		Other	523,423	Redeemed in 1973	
Animal, Insect, & Rodent Control		Total	1,111,423	Cancelled, Abated or Adjusted (1973)	
Other Welfare Services		ISSUED AND OUTSTANDING		Transfers to Foreclosed Property	
RECREATION and CONSERVATION		School	438,000.00	Balance December 31, 1973	1,632.72
Beaches and Boardwalks		Self-Liquidating	150,000.00	PROPERTY ACQUIRED BY DEED OR	
Parks, Playgrounds, Shade Trees	18,381.00	Other	40,000.00	FORECLOSURE	
Land Reclamation & Conservation	1,957.92	Total	628,000.00	Balance January 1, 1973	3,342.00
Other Recreational Services	6,900.00	EQUALIZED VALUATION BASIS		Transfers From Taxes or Liens	
EDUCATION (excluding schools)		FOR NET DEBT COMPUTATION	62,400,377.67	Sale for Cash (1973)	
Libraries	6,000.00	REAL PROPERTY VALUATIONS		Cancelled, Abated or Adjusted (1973)	
Other Educational Services		Code Class # of Parcels % VAL'N		Balance December 31, 1973	3,342.00
STATUTORY EXPENDITURES		1 Vacant Land 134 1.07		CURRENT FINANCES DECEMBER 31, 1973	
Pensions & F. I. C. A.	44,581.05	2 Residential 1917 62.33		ASSETS	
Employee Fringe Benefits	10,576.81	3 Farm 1 .11		Cash Dec. 31, 1973	229,596.08
Other Statutory Expenditures		4a Commercial 50 5.28		Taxes Receivable	83,338.60
MUNICIPAL FUNCTIONS TOTAL	698,591.71	4b Industrial 11 20.32		Tax Title Liens	1,632.72
CAPITAL IMPROVEMENTS *MEMO*	46,273.00	4c Apartments 12 10.89		Foreclosed Property	3,342.00
DEBT SERVICE		Total 2125		Emergencies & Other Deferred Charges	32,111.85
Principal Payments	22,719.70	Land Area 1.59 Sq. Miles		State Aid Receivable	31,495.05
Interest Payments	10,747.34	Net Valuation Taxable-Municipal	71,208,074.00	Other Receivables	3,050.26
DEFERRED CHARGES	22,005.93	Net Valuation Taxable-County	67,408,314.00	Total	384,566.56
SCHOOL, COUNTY, SPECIAL DISTRICT TAXES	2,038,039.42	State Equalized Valuation	71,817,605.00	LIABILITIES, RESERVES, AND SURPLUS	
RESERVE FOR UNCOLLECTED TAXES	53,719.19	State Equalization Ratio	101.46	Cash Liabilities	129,084.22
EMERGENCY EMPLOYMENT ACT OF 1971				Reserves for Receivables	91,363.58
EXPENDITURES TOTAL	2,845,823.29			Surplus Dec. 31, 1973	164,118.76
				Total	384,566.56

0301

Population 1970 815  
 Population 1973 935  
 S & P Rating  
 Moody Rating

General Tax Rate Per \$100 2.35  
 State Equalized Tax Rate 2.37

BASS RIVER TOWNSHIP — BURLINGTON CO.  
 Form of Government:  
 Commission (1911)  
 Number of Members on Governing Body 3

PER CAPITA:  
 Gross Debt 240.21  
 Net Debt 20.96  
 Debt Service 6.52  
 Total Tax Levy 457.86  
 Municipal Expenditures 231.44

PER CENT:  
 Gross Debt 1.70  
 Net Debt .15  
 Tax Levy Collected 78.17  
 Tax Levy Cancelled, Abated or Adjusted 4.63

EXPENDITURES		REVENUES-REALIZED		1973 PROPERTY TAX	
GENERAL GOVERNMENT				STATE EQUALIZED TAX RATE 1.74	
Governing Body & Public Boards		1973 Property Taxes Collected	336,367.64	Local District School Taxes	317,629.00
Municipal Clerk	4,150.00	1973 Payments in Lieu of Taxes		Regional & Consolidated School Tax	
Financial Administration	10,625.00	Delinquent Tax & Lien Collections	49,317.05	School Taxes in Municipal Budget	
Assessment of Taxes	5,450.00	Business Personalty Replacement Taxes	19,550.79	County Taxes	98,373.97
Collection of Taxes	15,950.00	Taxes from Public Utilities	31,742.71	County Library Taxes	3,650.48
Planning, Housing & Development		Other Miscellaneous Tax Revenues		Local Municipal Purpose Taxes	
Human Resources		State Aid Revenues	6,104.22	Veteran & Senior Citizen Taxes	10,790.00
Elections		Federal Aid Revenues		Total Taxes for Rate Computation	430,443.45
General Administration (other)	27,795.00	State and Local Fiscal Assistance Act Utilized	5,551.00	Special District Taxes	
JUDICIARY		Sale of Acquired Property	20,165.45	Bank Stock Taxes	154.95
Municipal Courts	2,750.00	Other Miscellaneous Revenues	12,500.95	Added and Omitted Taxes	8,291.43
PUBLIC SAFETY		Other Revenues, Revenue Sharing Tax Effort	481,299.81	Total Taxes Levied - ABSTRACT	428,099.83
Fire Protection	3,700.00	Total	547,137.81	Total Taxes Billed	430,291.18
Police Protection	1,000.00	Prior Years Surplus Appropriated	65,838.00	1973 TAXES COLLECTED	336,367.64
Civil Defense & Disaster Control	200.00	REVENUES TOTAL	39,452.00	1973 Taxes Cancelled, Abated or Adjusted	19,926.93
Environmental Inspection & Control	1,200.00	CAPITAL OUTLAY TOTAL		Transfer to Tax Title Liens or Foreclosed	1,811.55
Other Public Safety				Balance Outstanding Dec. 31, 1973	72,185.06
PUBLIC WORKS				PRIOR YEARS TAXES OUTSTANDING	
Streets and Drainage	16,000.00	Public Enterprises		Balance January 1, 1973	49,955.10
Sewers and Sewage Processing		Recreation—Culture		Collected in 1973	49,317.05
Garbage and Trash Disposal	6,100.00	Public Works		Cancelled, Abated or Adjusted 1973	
Public Buildings and Grounds		Buildings and Grounds	39,452.00	Transfers to Tax Title Liens or Foreclosed	97.06
Other Public Works		Library and Education		Balance December 31, 1973	540.99
HEALTH and WELFARE		Conservation		TAX TITLE LIENS OUTSTANDING	
Health Services Except Environmental	125.00	All Other		Balance January 1, 1973	24,369.74
Welfare-Public Assistance	230.00			Transfers From Taxes	1,936.13
Hospitals, Clinics, First Aid		CAPITAL DEBT AUTHORIZED, DECEMBER 31, 1973		Redeemed in 1973	
Animal, Insect, & Rodent Control	300.00	ISSUED AND UNISSUED		Cancelled, Abated or Adjusted (1973)	
Other Welfare Services		School	205,000	Transfers to Foreclosed Property	
RECREATION and CONSERVATION		Self-Liquidating		Balance December 31, 1973	26,305.87
Beaches and Boardwalks		Other	19,600	PROPERTY ACQUIRED BY DEED OR	
Parks, Playgrounds, Shade Trees		Total	224,600	FORECLOSURE	
Land Reclamation & Conservation				Balance January 1, 1973	
Other Recreational Services		ISSUED AND OUTSTANDING		Transfers From Taxes or Liens	
EDUCATION (excluding schools)		School	205,000.00	Sale for Cash (1973)	
Libraries		Self-Liquidating		Cancelled, Abated or Adjusted (1973)	
Other Educational Services	14,000.00	Other	19,200.00	Balance December 31, 1973	
STATUTORY EXPENDITURES		Total	224,200.00	CURRENT FINANCES DECEMBER 31, 1973	
Pensions & F. I. C. A.	2,700.32	EQUALIZED VALUATION BASIS		ASSETS	
Employee Fringe Benefits		FOR NET DEBT COMPUTATION	13,216,193.00	Cash Dec. 31, 1973	229,956.27
Other Statutory Expenditures		REAL PROPERTY VALUATIONS		Taxes Receivable	72,726.05
MUNICIPAL FUNCTIONS		Code Class # of Parcels % VAL'N		Tax Title Liens	26,305.87
CAPITAL IMPROVEMENTS	112,275.32	1 Vacant Land 856 46.27	8,270,600.00	Foreclosed Property	
DEBT SERVICE		2 Residential 462 40.47	7,234,000.00	Emergencies & Other Deferred Charges	40,300.00
Principal Payments	4,900.00	3 Farm 60 3.87	691,900.00	State Aid Receivable	640.00
Interest Payments	1,200.00	4a Commercial 47 9.39	1,677,600.00	Other Receivables	32,645.64
DEFERRED CHARGES	4,023.68	4b Industrial		Total	402,573.83
SCHOOL, COUNTY, SPECIAL DISTRICT TAXES	419,653.45	4c Apartments		LIABILITIES, RESERVES, AND SURPLUS	
RESERVE FOR UNCOLLECTED TAXES	94,000.00	Total 1425	17,874,100.00	Cash Liabilities	199,035.80
EMERGENCY EMPLOYMENT ACT OF 1971		Land Area 77.35 Sq. Miles		Reserves for Receivables	131,677.56
EXPENDITURES	636,352.45	Net Valuation Taxable-Municipal	18,391,985.00	Surplus Dec. 31, 1973	71,860.47
		Net Valuation Taxable-County	15,979,909.00	Total	402,573.83
		State Equalized Valuation	18,208,008.00		
		State Equalization Ratio	101.04		

1502

Population 1970 1,085  
 Population 1973 1,090  
 S & P Rating  
 Moody Rating

General Tax Rate Per \$100. 2.02  
 State Equalized Tax Rate 1.81

## BAY HEAD BOROUGH — OCEAN CO.

Form of Government:

Borough Council

Number of Members on Governing Body 6

PER CAPITA:

Gross Debt 403.68  
 Net Debt 289.00  
 Debt Service 27.87  
 Total Tax Levy 746.35  
 Municipal Expenditures 431.17

PER CENT:

Gross Debt 1.06  
 Net Debt .76  
 Tax Levy Collected 96.39  
 Tax Levy Cancelled, Abated or Adjusted

EXPENDITURES		REVENUES-REALIZED		1973 PROPERTY TAX	
GENERAL GOVERNMENT				STATE EQUALIZED TAX RATE — .71	
Governing Body & Public Boards		1973 Property Taxes Collected		Local District School Taxes	
Municipal Clerk		1973 Payments in Lieu of Taxes		Regional & Consolidated School Tax	
Financial Administration		Delinquent Tax & Lien Collections		School Taxes in Municipal Budget	
Assessment of Taxes		Business Personality Replacement Taxes		County Taxes	
Collection of Taxes		Taxes from Public Utilities		County Library Taxes	
Planning, Housing & Development		Other Miscellaneous Tax Revenues		Local Municipal Purpose Taxes	
Human Resources		State Aid Revenues		Veteran & Senior Citizen Taxes	
Elections		Federal Aid Revenues		Total Taxes for Rate Computation	
General Administration (other)		State and Local Fiscal Assistance Act Utilized		Special District Taxes	
JUDICIARY		Sale of Acquired Property		Bank Stock Taxes	
Municipal Courts		Other Miscellaneous Revenues		Added and Omitted Taxes	
PUBLIC SAFETY		Other Revenues, Revenue Sharing Tax Effort		Total Taxes Levied - ABSTRACT	
Fire Protection		Prior Years Surplus Appropriated		Total Taxes Billed	
Police Protection		REVENUES TOTAL		1973 TAXES COLLECTED	
Civil Defense & Disaster Control		CAPITAL OUTLAY TOTAL		1973 Taxes Cancelled, Abated or Adjusted	
Environmental Inspection & Control				Transfer to Tax Title Liens or Foreclosed	
Other Public Safety				Balance Outstanding Dec. 31, 1973	
PUBLIC WORKS				PRIOR YEARS TAXES OUTSTANDING	
Streets and Drainage				Balance January 1, 1973	
Sewers and Sewage Processing				Collected in 1973	
Garbage and Trash Disposal				Cancelled, Abated or Adjusted 1973	
Public Buildings and Grounds				Transfers to Tax Title Liens or Foreclosed	
Other Public Works				Balance December 31, 1973	
HEALTH and WELFARE				TAX TITLE LIENS OUTSTANDING	
Health Services Except Environmental				Balance January 1, 1973	
Welfare-Public Assistance				Transfers From Taxes	
Hospitals, Clinics, First Aid				Redeemed in 1973	
Animal, Insect, & Rodent Control				Cancelled, Abated or Adjusted (1973)	
Other Welfare Services				Transfers to Foreclosed Property	
RECREATION and CONSERVATION				Balance December 31, 1973	
Beaches and Boardwalks				PROPERTY ACQUIRED BY DEED OR	
Parks, Playgrounds, Shade Trees				FORECLOSURE	
Land Reclamation & Conservation				Balance January 1, 1973	
Other Recreational Services				Transfers From Taxes or Liens	
EDUCATION (excluding schools)				Sale for Cash (1973)	
Libraries				Cancelled, Abated or Adjusted (1973)	
Other Educational Services				Balance December 31, 1973	
STATUTORY EXPENDITURES				CURRENT FINANCES DECEMBER 31, 1973	
Pensions & F. I. C. A.				ASSETS	
Employee Fringe Benefits				Cash Dec. 31, 1973	
Other Statutory Expenditures				Taxes Receivable	
MUNICIPAL FUNCTIONS				Tax Title Liens	
CAPITAL IMPROVEMENTS				Foreclosed Property	
DEBT SERVICE				Emergencies & Other Deferred Charges	
Principal Payments				State Aid Receivable	
Interest Payments				Other Receivables	
DEFERRED CHARGES				Total	
SCHOOL, COUNTY, SPECIAL DISTRICT TAXES				LIABILITIES, RESERVES, AND SURPLUS	
RESERVE FOR UNCOLLECTED TAXES				Cash Liabilities	
EMERGENCY EMPLOYMENT ACT OF 1971				Reserves for Receivables	
EXPENDITURES TOTAL				Surplus Dec. 31, 1973	
				Total	

General Tax Rate Per \$100. 6.57  
State Equalized Tax Rate 4.94

Form of Government:  
Mayor-Council Plan C (OMCL50)  
Number of Members on Governing Body 5

PER CAPITA:		PER CENT:	
Gross Debt	261.99	Gross Debt	4.03
Net Debt	132.96	Net Debt	2.82
Debt Service	15.82	Tax Levy Collected	96.11
Total Tax Levy	345.39	Tax Levy Cancelled, Abated	
Municipal Expenditures	235.67	or Adjusted	40

1971/3000

1503

Population 1970 1,490  
 Population 1973 1,570  
 S & P Rating  
 Moody Rating

General Tax Rate Per \$100. 2.19  
 State Equalized Tax Rate 1.75

BEACH HAVEN BOROUGH — OCEAN CO.  
 Form of Government:  
 Commission (1911)  
 Number of Members on Governing Body 3

PER CAPITA: 505.46  
 Gross Debt 95.41  
 Net Debt 7.92  
 Debt Service 776.29  
 Total Tax Levy 446.04  
 Municipal Expenditures

PER CENT: 1.37  
 Gross Debt .26  
 Net Debt 94.87  
 Tax Levy Collected  
 Tax Levy Cancelled, Abated or Adjusted

EXPENDITURES		REVENUES-REALIZED		1973 PROPERTY TAX	
GENERAL GOVERNMENT				STATE EQUALIZED TAX RATE	
Governing Body & Public Boards		1973 Property Taxes Collected	1,156,297.41	Local District School Taxes	.30 207,593.50
Municipal Clerk		1973 Payments in Lieu of Taxes		Regional & Consolidated School Tax	.42 288,969.28
Financial Administration	3,200.00	Delinquent Tax & Lien Collections	70,848.91	School Taxes in Municipal Budget	
Assessment of Taxes	9,000.00	Business Personalty Replacement Taxes	16,533.43	County Taxes	.41 284,886.49
Collection of Taxes	16,900.00	Taxes from Public Utilities	67,159.39	County Library Taxes	
Planning, Housing & Development	3,000.00	Other Miscellaneous Tax Revenues		Local Municipal Purpose Taxes	.60 414,813.94
Human Resources	5,673.00	State Aid Revenues	11,511.06	Veteran & Senior Citizen Taxes	.02 16,980.00
Elections		Federal Aid Revenues		Total Taxes for Rate Computation	1.75 1,213,243.21
General Administration (other)	71,300.00	State and Local Fiscal Assistance Act Utilized	32,422.00	Special District Taxes	
JUDICIARY		Sale of Acquired Property		Bank Stock Taxes	5,186.06
Municipal Courts	7,800.00	Other Miscellaneous Revenues	45,048.27	Added and Omitted Taxes	17,319.40
PUBLIC SAFETY		Other Revenues, Revenue Sharing Tax Effort	24,500.86	Total Taxes Levied - ABSTRACT	1,218,768.67
Fire Protection	16,300.00	Total	1,424,321.33	Total Taxes Billed	1,218,768.67
Police Protection	125,500.00	Prior Years Surplus Appropriated	137,048.00	1973 TAXES COLLECTED	1,156,297.41
Civil Defense & Disaster Control	3,800.00	REVENUES TOTAL	1,561,369.33	1973 Taxes Cancelled, Abated or Adjusted	
Environmental Inspection & Control	5,100.00	CAPITAL OUTLAY TOTAL	773.30	Transfer to Tax Title Liens or Foreclosed	510.27
Other Public Safety				Balance Outstanding Dec. 31, 1973	61,960.99
PUBLIC WORKS				PRIOR YEARS TAXES OUTSTANDING	
Streets and Drainage	93,200.00	Public Enterprises		Balance January 1, 1973	66,257.16
Sewers and Sewage Processing		Recreation—Culture		Collected in 1973	65,448.02
Garbage and Trash Disposal	73,000.00	Public Works	73.30	Cancelled, Abated or Adjusted 1973	
Public Buildings and Grounds	16,600.00	Buildings and Grounds	700.00	Transfers to Tax Title Liens or Foreclosed	398.79
Other Public Works	13,200.00	Library and Education		Balance December 31, 1973	410.35
HEALTH and WELFARE		Conservation		TAX TITLE LIENS OUTSTANDING	
Health Services Except Environmental	3,200.00	All Other		Balance January 1, 1973	5,863.26
Welfare—Public Assistance	400.00	CAPITAL DEBT AUTHORIZED, DECEMBER 31, 1973		Transfers From Taxes	972.88
Hospitals, Clinics, First Aid	2,000.00	ISSUED AND UNISSUED		Redeemed in 1973	5,400.89
Animal, Insect, & Rodent Control	3,800.00	School	582,774	Cancelled, Abated or Adjusted (1973)	
Other Welfare Services		Self-liquidating	61,000	Transfers to Foreclosed Property	
RECREATION and CONSERVATION		Other	149,794	Balance December 31, 1973	1,435.25
Beaches and Boardwalks	35,650.00	Total	793,568	PROPERTY ACQUIRED BY DEED OR FORECLOSURE	
Parks, Playgrounds, Shade Trees	11,500.00	ISSUED AND OUTSTANDING		Balance January 1, 1973	24,705.00
Land Reclamation & Conservation		School	582,774.01	Transfers From Taxes or Liens	
Other Recreational Services	1,700.00	Self-liquidating	30,000.00	Sale for Cash (1973)	
EDUCATION (excluding schools)		Other	60,000.00	Cancelled, Abated or Adjusted (1973)	
Libraries	15,300.00	Total	672,774.01	Balance December 31, 1973	24,705.00
Other Educational Services		EQUALIZED VALUATION BASIS		CURRENT FINANCES DECEMBER 31, 1973	
STATUTORY EXPENDITURES		FOR NET DEBT COMPUTATION	57,777,747.00	ASSETS	
Pensions & F. I. C. A.	34,500.00	REAL PROPERTY VALUATIONS		Cash Dec. 31, 1973	505,962.57
Employee Fringe Benefits	13,000.00	Code Class # of Parcels % VAL'N		Taxes Receivable	62,371.34
Other Statutory Expenditures		1 Vacant Land 365 8.21	4,485,400.00	Tax Title Liens	1,435.25
MUNICIPAL FUNCTIONS	584,623.00	2 Residential 1435 69.67	38,061,600.00	Foreclosed Property	24,705.00
CAPITAL IMPROVEMENTS	10,000.00	3 Farm		Emergencies & Other Deferred Charges	7,400.00
DEBT SERVICE		4a Commercial 126 18.37	10,035,000.00	State Aid Receivable	28,372.83
Principal Payments	10,300.00	4b Industrial		Other Receivables	85,735.10
Interest Payments	2,130.50	4c Apartments 38 3.75	2,048,600.00	Total	715,982.09
DEFERRED CHARGES	5,400.00	Total 1964	54,630,600.00	LIABILITIES, RESERVES, AND SURPLUS	
SCHOOL, COUNTY, SPECIAL DISTRICT TAXES	781,449.27	Land Area 1.00 Sq. Miles		Cash Liabilities	319,142.16
RESERVE FOR UNCOLLECTED TAXES	97,823.50	Net Valuation Taxable-Municipal	55,505,918.00	Reserves for Receivables	174,246.69
EMERGENCY EMPLOYMENT ACT OF 1971		Net Valuation Taxable-County	58,609,503.00	Surplus Dec. 31, 1973	222,593.24
EXPENDITURES TOTAL	1,481,726.27	State Equalized Valuation	68,899,972.00	Total	715,982.09
		State Equalization Ratio	80.31		

1504

Population 1970 4,445  
 Population 1973 5,045  
 S & P Rating  
 Moody Rating

General Tax Rate Per \$100. 3.21  
 State Equalized Tax Rate 2.77

## BEACHWOOD BOROUGH — OCEAN CO.

Form of Government:

Borough Council

Number of Members on Governing Body 6

PER CAPITA: 499.40  
 Gross Debt 174.46  
 Net Debt 6.27  
 Debt Service 303.42  
 Total Tax Levy 144.22  
 Municipal Expenditures

PER CENT: 5.92  
 Gross Debt 2.07  
 Net Debt 87.00  
 Tax Levy Collected  
 Tax Levy Cancelled, Abated or Adjusted .04

EXPENDITURES		REVENUES-REALIZED		1973 PROPERTY TAX	
GENERAL GOVERNMENT				STATE EQUALIZED TAX RATE →	
Governing Body & Public Boards		1973 Property Taxes Collected	1,331,792.70	Local District School Taxes	
Municipal Clerk	5,700.00	1973 Payments in Lieu of Taxes		Regional & Consolidated School Tax	1.79 990,052.13
Financial Administration	3,730.00	Delinquent Tax & Lien Collections	112,553.59	School Taxes in Municipal Budget	
Assessment of Taxes	24,982.00	Business Personalty Replacement Taxes	6,100.89	County Taxes	.42 231,853.77
Collection of Taxes	4,600.00	Taxes from Public Utilities	79,678.95	County Library Taxes	.02 10,684.06
Planning, Housing & Development	3,900.00	Other Miscellaneous Tax Revenues		Local Municipal Purpose Taxes	.46 255,800.00
Human Resources	1,382.87	State Aid Revenues	20,418.23	Veteran & Senior Citizen Taxes	.08 45,090.00
Elections	57,071.08	Federal Aid Revenues	11,590.76	Total Taxes for Rate Computation	2.77 1,533,479.96
General Administration (other)		State and Local Fiscal Assistance Act Utilized	71,444.00	Special District Taxes	
JUDICIARY		Sale of Acquired Property	163,593.20	Bank Stock Taxes	
Municipal Courts	3,479.99	Other Miscellaneous Revenues	54,117.98	Added and Omitted Taxes	42,388.77
PUBLIC SAFETY		Other Revenues, Revenue Sharing Tax Effort	37,121.04	Total Taxes Levied - ABSTRACT	1,530,778.73
Fire Protection	9,420.00	Total	1,888,411.34	Total Taxes Billed	1,331,792.70
Police Protection	166,682.00	Prior Years Surplus Appropriated	300,000.00	1973 TAXES COLLECTED	
Civil Defense & Disaster Control	2,685.00	REVENUES TOTAL	2,188,411.34	1973 Taxes Cancelled, Abated or Adjusted	542.49
Environmental Inspection & Control	4,300.00	CAPITAL OUTLAY	134,915.02	Transfer to Tax Title Liens or Foreclosed	14,178.89
Other Public Safety				Balance Outstanding Dec. 31, 1973	184,264.65
PUBLIC WORKS				PRIOR YEARS TAXES OUTSTANDING	
Streets and Drainage	73,524.00	Public Enterprises	6,966.54	Balance January 1, 1973	115,288.07
Sewers and Sewage Processing	750.00	Recreation—Culture	19,989.19	Collected in 1973	107,003.88
Garbage and Trash Disposal	68,571.00	Public Works	53,798.96	Cancelled, Abated or Adjusted 1973	
Public Buildings and Grounds	34,137.64	Buildings and Grounds	54,160.33	Transfers to Tax Title Liens or Foreclosed	3,992.73
Other Public Works		Library and Education		Balance December 31, 1973	4,291.46
HEALTH and WELFARE		Conservation		TAX TITLE LIENS OUTSTANDING	
Health Services Except Environmental	5,400.00	All Other		Balance January 1, 1973	129,866.57
Welfare-Public Assistance	1,135.00	CAPITAL DEBT AUTHORIZED, DECEMBER 31, 1973		Transfers From Taxes	18,850.58
Hospitals, Clinics, First Aid	300.00	ISSUED AND UNISSUED		Redeemed in 1973	5,549.71
Animal, Insect, & Rodent Control		School	1,353,327	Cancelled, Abated or Adjusted (1973)	
Other Welfare Services		Self-liquidating	285,978	Transfers to Foreclosed Property	10,744.41
RECREATION and CONSERVATION		Other	880,153	Balance December 31, 1973	132,423.03
Beaches and Boardwalks	9,889.06	Total	2,519,458	PROPERTY ACQUIRED BY DEED OR	
Parks, Playgrounds, Shade Trees	2,962.36			FORECLOSURE	
Land Reclamation & Conservation		ISSUED AND OUTSTANDING		Balance January 1, 1973	361,224.73
Other Recreational Services	5,950.00	School	1,148,071.52	Transfers From Taxes or Liens	12,059.47
EDUCATION (excluding schools)		Self-Liquidating	285,000.00	Sale for Cash (1973)	163,593.20
Libraries	425.00	Other	477,000.00	Cancelled, Abated or Adjusted (1973)	
Other Educational Services		Total	1,910,071.52	Balance December 31, 1973	209,691.00
STATUTORY EXPENDITURES		EQUALIZED VALUATION BASIS		CURRENT FINANCES DECEMBER 31, 1973	
Pensions & F. I. C. A.	29,000.00	FOR NET DEBT COMPUTATION	42,537,744.00	ASSETS	
Employee Fringe Benefits	8,000.00	REAL PROPERTY VALUATIONS		Cash Dec. 31, 1973	1,073,910.19
Other Statutory Expenditures		Code Class # of Parcels % VAL'N		Taxes Receivable	188,556.11
MUNICIPAL FUNCTIONS TOTAL	527,977.00	1 Vacant Land 3755 13.82		Tax Title Liens	132,423.03
CAPITAL IMPROVEMENTS *MEMO*	125,000.00	2 Residential 1962 81.22		Foreclosed Property	209,691.00
DEBT SERVICE		3 Farm		Emergencies & Other Deferred Charges	33,433.75
Principal Payments	12,000.00	4a Commercial 51 4.96		State Aid Receivable	58,319.00
Interest Payments	19,628.00	4b Industrial		Other Receivables	29,376.77
DEFERRED CHARGES	23,731.00	4c Apartments		Total	1,725,709.85
SCHOOL, COUNTY, SPECIAL DISTRICT TAXES	1,232,589.96	Total 5768		LIABILITIES, RESERVES, AND SURPLUS	
RESERVE FOR UNCOLLECTED TAXES	130,730.00	Land Area 2.80 Sq. Miles		Cash Liabilities	609,717.52
EMERGENCY EMPLOYMENT ACT OF 1971	13,500.00	Net Valuation Taxable-Municipal	47,847,582.00	Reserves for Receivables	557,808.91
EXPENDITURES TOTAL	1,960,155.96	Net Valuation Taxable-County	47,688,305.00	Surplus Dec. 31, 1973	558,183.42
		State Equalized Valuation	55,301,009.00	Total	1,725,709.85
		State Equalization Ratio	86.42		

1801

Population 1970 2,605  
 Population 1973 2,660  
 S & P Rating  
 Moody Rating

General Tax Rate Per \$100. 4.87  
 State Equalized Tax Rate 1.61

BEDMINSTER TOWNSHIP — SOMERSET CO.  
 Form of Government:  
 Township Committee  
 Number of Members on Governing Body 3

PER CAPITA: 1.59  
 Gross Debt 1.59  
 Net Debt  
 Debt Service  
 Total Tax Levy 489.56  
 Municipal Expenditures 205.54  
 PER CENT: .01  
 Gross Debt .01  
 Net Debt 96.43  
 Tax Levy Collected  
 Tax Levy Cancelled, Abated or Adjusted .25

EXPENDITURES		REVENUES-REALIZED		1973 PROPERTY TAX	
GENERAL GOVERNMENT				STATE EQUALIZED TAX RATE .87	
Governing Body & Public Boards		1973 Property Taxes Collected	1,256,130.77	Local District School Taxes	696,741.00
Municipal Clerk		1973 Payments in Lieu of Taxes		Regional & Consolidated School Tax	
Financial Administration	7,891.00	Delinquent Tax & Lien Collections	54,988.40	School Taxes in Municipal Budget	
Assessment of Taxes	6,250.10	Business Personality Replacement Taxes	22,455.54	County Taxes	342,013.02
Collection of Taxes	5,500.00	Taxes from Public Utilities	83,702.58	County Library Taxes	16,159.35
Planning, Housing & Development	24,215.00	Other Miscellaneous Tax Revenues		Local Municipal Purpose Taxes	228,786.11
Human Resources		State Aid Revenues	20,530.94	Veteran & Senior Citizen Taxes	13,170.00
Elections		Federal Aid Revenues		Total Taxes for Rate Computation	1,296,869.48
General Administration (other)	103,209.00	State and Local Fiscal Assistance Act Utilized	13,558.75	Special District Taxes	
JUDICIARY		Sale of Acquired Property	167,712.35	Bank Stock Taxes	1,040.65
Municipal Courts	9,725.00	Other Miscellaneous Revenues	10,340.27	Added and Omitted Taxes	17,484.78
PUBLIC SAFETY		Other Revenues, Revenue Sharing Tax Effort	1,629,519.60	Total Taxes Levied - ABSTRACT	1,302,224.91
Fire Protection	12,000.00	Total	1,773,319.60	Total Taxes Billed	1,302,644.91
Police Protection	77,002.85	Prior Years Surplus Appropriated	143,800.00	1973 TAXES COLLECTED	1,256,130.77
Civil Defense & Disaster Control	300.00	REVENUES TOTAL		1973 Taxes Cancelled, Abated or Adjusted	3,296.11
Environmental Inspection & Control	2,775.00			Transfer to Tax Title Liens or Foreclosed	2,649.28
Other Public Safety				Balance Outstanding Dec. 31, 1973	40,568.75
PUBLIC WORKS		CAPITAL OUTLAY TOTAL		PRIOR YEARS TAXES OUTSTANDING	
Streets and Drainage	103,800.00	Public Enterprises		Balance January 1, 1973	57,252.20
Sewers and Sewage Processing		Recreation—Culture		Collected in 1973	54,988.40
Garbage and Trash Disposal		Public Works		Cancelled, Abated or Adjusted 1973	
Public Buildings and Grounds	9,200.00	Buildings and Grounds		Transfers to Tax Title Liens or Foreclosed	2,260.08
Other Public Works	3,000.00	Library and Education		Balance December 31, 1973	3.72
HEALTH and WELFARE		Conservation		TAX TITLE LIENS OUTSTANDING	
Health Services Except Environmental	9,300.00	All Other		Balance January 1, 1973	647.61
Welfare—Public Assistance	1,300.00			Transfers From Taxes	5,335.79
Hospitals, Clinics, First Aid		CAPITAL DEBT AUTHORIZED, DECEMBER 31, 1973		Redeemed in 1973	
Animal, Insect, & Rodent Control		ISSUED AND UNISSUED GROSS DEBT		Cancelled, Abated or Adjusted (1973)	
Other Welfare Services		School		Transfers to Foreclosed Property	
RECREATION and CONSERVATION		Self-Liquidating	4,219	Balance December 31, 1973	5,983.40
Beaches and Boardwalks		Other	4,219	PROPERTY ACQUIRED BY DEED OR	
Parks, Playgrounds, Shade Trees		Total	4,219	FORECLOSURE	
Land Reclamation & Conservation	3,000.00	ISSUED AND OUTSTANDING		Balance January 1, 1973	
Other Recreational Services	2,500.00	School		Transfers From Taxes or Liens	
EDUCATION (excluding schools)		Self-Liquidating		Sale for Cash (1973)	
Libraries	4,100.00	Other		Cancelled, Abated or Adjusted (1973)	
Other Educational Services		Total		Balance December 31, 1973	
STATUTORY EXPENDITURES		EQUALIZED VALUATION BASIS		CURRENT FINANCES DECEMBER 31, 1973	
Pensions & F. I. C. A.	16,835.00	FOR NET DEBT COMPUTATION	71,456,272.67	ASSETS	
Employee Fringe Benefits	5,000.00	REAL PROPERTY VALUATIONS		Cash Dec. 31, 1973	470,114.11
Other Statutory Expenditures		Code Class # of Parcels % VAL'N		Taxes Receivable	40,572.47
MUNICIPAL FUNCTIONS TOTAL	406,902.95	1 Vacant Land 142 5.67	1,470,100.00	Tax Title Liens	5,983.40
CAPITAL IMPROVEMENTS *MEMO*	23,000.00	2 Residential 543 46.58	12,684,800.00	Foreclosed Property	
DEBT SERVICE		3 Farm 246 38.51	9,992,100.00	Emergencies & Other Deferred Charges	8,402.95
Principal Payments		4a Commercial 58 9.25	2,399,450.00	State Aid Receivable	117.13
Interest Payments		4b Industrial		Other Receivables	8,285.82
DEFERRED CHARGES	24,130.51	4c Apartments		Total	533,475.88
SCHOOL, COUNTY, SPECIAL DISTRICT TAXES	1,054,913.37	Total 589	25,946,450.00	LIABILITIES, RESERVES, AND SURPLUS	
RESERVE FOR UNCOLLECTED TAXES	115,715.94	Land Area 26.70 Sq. Miles		Cash Liabilities	64,684.18
EMERGENCY EMPLOYMENT ACT OF 1971		Net Valuation Taxable-Municipal	26,635,599.00	Reserves for Receivables	54,841.69
EXPENDITURES TOTAL	1,601,662.77	Net Valuation Taxable-County	69,739,651.00	Surplus Dec. 31, 1973	413,950.01
		State Equalized Valuation	78,911,790.00	Total	533,475.88
		State Equalization Ratio	33.17		

0701

Population 1970 37,740  
 Population 1973 38,780  
 S & P Rating  
 Moody Rating A

General Tax Rate Per \$100. 5.97  
 State Equalized Tax Rate 4.26

## BELLEVILLE TOWN — ESSEX CO.

Form of Government:

Commission (1911)

Number of Members on Governing Body 5

PER CAPITA:

Gross Debt 65.83  
 Net Debt 7.18  
 Debt Service 357.90  
 Total Tax Levy 186.32  
 Municipal Expenditures

PER CENT:

Gross Debt .87  
 Net Debt  
 Tax Levy Collected 96.88  
 Tax Levy Cancelled, Abated or Adjusted .08

EXPENDITURES		REVENUES-REALIZED		1973 PROPERTY TAX	
GENERAL GOVERNMENT		1973 Property Taxes Collected		STATE EQUALIZED TAX RATE	
Governing Body & Public Boards	7,231.50	13,455,858.72		Local District School Taxes 1.75	
Municipal Clerk	36,455.00	1973 Payments in Lieu of Taxes		Regional & Consolidated School Tax	
Financial Administration	117,450.00	395,987.72		School Taxes in Municipal Budget	
Assessment of Taxes	24,487.00	759,719.25		County Taxes 1.23	
Collection of Taxes	20,105.00	662,060.83		County Library Taxes	
Planning, Housing & Development	9,306.00	Other Miscellaneous Tax Revenues		Local Municipal Purpose Taxes 1.23	
Human Resources	15,237.00	State Aid Revenues		Veteran & Senior Citizen Taxes .06	
Elections	8,600.00	Federal Aid Revenues		Total Taxes for Rate Computation 4.27	
General Administration (other)	279,461.00	State and Local Fiscal Assistance Act Utilized		Special District Taxes	
JUDICIARY		Sale of Acquired Property		Bank Stock Taxes	
Municipal Courts	55,071.16	Other Miscellaneous Revenues		Added and Omitted Taxes	
PUBLIC SAFETY		Other Revenues, Revenue Sharing Tax Effort		Total Taxes Levied - ABSTRACT	
Fire Protection	1,149,674.20	Total		Total Taxes Billed	
Police Protection	1,332,807.00	Prior Years Surplus Appropriated		1973 TAXES COLLECTED	
Civil Defense & Disaster Control	22,382.00	REVENUES TOTAL		1973 Taxes Cancelled, Abated or Adjusted	
Environmental Inspection & Control	20,141.00	CAPITAL OUTLAY TOTAL		Transfer to Tax Title Liens or Foreclosed	
Other Public Safety	15,921.00	Public Enterprises		Balance Outstanding Dec. 31, 1973	
PUBLIC WORKS		Recreation—Culture		PRIOR YEARS TAXES OUTSTANDING	
Streets and Drainage	638,524.76	Public Works		Balance January 1, 1973	
Sewers and Sewage Processing	183,762.62	Buildings and Grounds		Collected in 1973	
Garbage and Trash Disposal	428,000.00	Library and Education		Cancelled, Abated or Adjusted 1973	
Public Buildings and Grounds	197,068.72	Conservation		Transfers to Tax Title Liens or Foreclosed	
Other Public Works	11,200.00	All Other		Balance December 31, 1973	
HEALTH and WELFARE		CAPITAL DEBT AUTHORIZED, DECEMBER 31, 1973		TAX TITLE LIENS OUTSTANDING	
Health Services Except Environmental	227,044.58	ISSUED AND UNISSUED GROSS DEBT NET DEBT		Balance January 1, 1973	
Welfare-Public Assistance	59,894.92	School 2,553,000		Transfers From Taxes	
Hospitals, Clinics, First Aid	45,789.92	Self-liquidating		Redeemed in 1973	
Animal, Insect, & Rodent Control		Other		Cancelled, Abated or Adjusted (1973)	
Other Welfare Services		Total 2,553,000		Transfers to Foreclosed Property	
RECREATION and CONSERVATION		ISSUED AND OUTSTANDING		Balance December 31, 1973	
Beaches and Boardwalks		School		PROPERTY ACQUIRED BY DEED OR	
Parks, Playgrounds, Shade Trees	10,000.00	Self-Liquidating		FORECLOSURE	
Land Reclamation & Conservation		Other		Balance January 1, 1973	
Other Recreational Services	207,673.65	Total		Transfers From Taxes or Liens	
EDUCATION (excluding schools)		EQUALIZED VALUATION BASIS		Sale for Cash (1973)	
Libraries	184,009.00	FOR NET DEBT COMPUTATION		Cancelled, Abated or Adjusted (1973)	
Other Educational Services		REAL PROPERTY VALUATIONS		Balance December 31, 1973	
STATUTORY EXPENDITURES		Code Class # of Parcels % VAL'N ASSESSED VALUATION		CURRENT FINANCES DECEMBER 31, 1973	
Pensions & F. I. C. A.	622,250.00	1 Vacant Land 385 .73 1,692,000.00		ASSETS	
Employee Fringe Benefits		2 Residential 7091 65.18 150,164,200.00		Cash Dec. 31, 1973	
Other Statutory Expenditures		3 Farm		Taxes Receivable	
MUNICIPAL FUNCTIONS TOTAL	5,529,547.03	4a Commercial 603 11.76 27,088,700.00		Tax Title Liens	
CAPITAL IMPROVEMENTS *MEMO*	141,700.00	4b Industrial 164 12.15 27,998,800.00		Foreclosed Property	
DEBT SERVICE		4c Apartments 127 10.18 23,452,200.00		Emergencies & Other Deferred Charges	
Principal Payments	272,837.50	Total 8370 230,395,900.00		State Aid Receivable	
Interest Payments	5,577.50	Land Area 3.30 Sq. Miles		Other Receivables	
DEFERRED CHARGES	34,356.94	Net Valuation Taxable-Municipal		Total	
SCHOOL, COUNTY, SPECIAL DISTRICT TAXES	9,758,889.18	Net Valuation Taxable-County		LIABILITIES, RESERVES, AND SURPLUS	
RESERVE FOR UNCOLLECTED TAXES	954,817.37	State Equalized Valuation		Cash Liabilities	
EMERGENCY EMPLOYMENT ACT OF 1971	28,500.00	State Equalization Ratio		Reserves for Receivables	
EXPENDITURES TOTAL	16,984,525.52			Surplus Dec. 31, 1973	
				Total	

0404

Population 1970 15,675  
 Population 1973 16,165  
 S & P Rating  
 Moody Rating BAA

General Tax Rate Per \$100. 5.54  
 State Equalized Tax Rate 3.08

BELLMAR BOROUGH — CAMDEN CO.  
 Form of Government:  
 Borough Council  
 Number of Members on Governing Body 6

PER CAPITA: 268.80  
 Gross Debt 75.14  
 Net Debt 3.87  
 Debt Service 221.40  
 Total Tax Levy 83.95  
 Municipal Expenditures

PER CENT: 4.57  
 Gross Debt 1.28  
 Net Debt 98.97  
 Tax Levy Collected  
 Tax Levy Cancelled, Abated or Adjusted .14

EXPENDITURES		REVENUES-REALIZED		1973 PROPERTY TAX	
GENERAL GOVERNMENT		1973 Property Taxes Collected		STATE EQUALIZED TAX RATE 1.06	
Governing Body & Public Boards			3,542,518.01	Local District School Taxes	1,245,960.93
Municipal Clerk		1973 Payments in Lieu of Taxes	1,227.26	Regional & Consolidated School Tax	629,667.87
Financial Administration	15,105.00	Delinquent Tax & Lien Collections	56,990.24	School Taxes in Municipal Budget	
Assessment of Taxes	12,390.00	Business Personalty Replacement Taxes	55,728.63	County Taxes	912,057.79
Collection of Taxes	20,217.00	Taxes from Public Utilities	242,034.21	County Library Taxes	27,592.30
Planning, Housing & Development	3,850.00	Other Miscellaneous Tax Revenues		Local Municipal Purpose Taxes	748,427.82
Human Resources	100.00	State Aid Revenues	58,521.33	Veteran & Senior Citizen Taxes	80,260.00
Elections	2,200.00	Federal Aid Revenues	21,621.50	Total Taxes for Rate Computation	3,643,966.71
General Administration (other)	124,108.50	State and Local Fiscal Assistance Act Utilized	119,109.00	Special District Taxes	
JUDICIARY		Sale of Acquired Property	139,813.30	Bank Stock Taxes	4,307.18
Municipal Courts	23,654.25	Other Miscellaneous Revenues	25,817.38	Added and Omitted Taxes	10,917.27
PUBLIC SAFETY		Other Revenues, Revenue Sharing Tax Effort	4,233,380.86	Total Taxes Levied - ABSTRACT	3,578,931.16
Fire Protection	38,500.00	Total	4,233,380.86	Total Taxes Billed	3,579,490.76
Police Protection	254,893.50	Prior Years Surplus Appropriated	118,000.00	1973 TAXES COLLECTED	3,542,518.01
Civil Defense & Disaster Control	1,050.00	REVENUES TOTAL	4,351,380.86	1973 Taxes Cancelled, Abated or Adjusted	4,941.90
Environmental Inspection & Control	11,264.25	CAPITAL OUTLAY TOTAL	144,324.42	Transfer to Tax Title Liens or Foreclosed	
Other Public Safety				Balance Outstanding Dec. 31, 1973	32,030.85
PUBLIC WORKS				PRIOR YEARS TAXES OUTSTANDING	
Streets and Drainage	261,534.00	Public Enterprises		Balance January 1, 1973	61,591.25
Sewers and Sewage Processing		Recreation—Culture		Collected in 1973	56,990.24
Garbage and Trash Disposal	76,816.00	Public Works	140,355.58	Cancelled, Abated or Adjusted 1973	719.23
Public Buildings and Grounds	17,831.85	Buildings and Grounds	3,968.84	Transfers to Tax Title Liens or Foreclosed	
Other Public Works		Library and Education		Balance December 31, 1973	3,881.78
HEALTH and WELFARE		Conservation		TAX TITLE LIENS OUTSTANDING	
Health Services Except Environmental	10,670.00	All Other		Balance January 1, 1973	587.38
Welfare-Public Assistance	7,628.75			Transfers From Taxes	
Hospitals, Clinics, First Aid				Redeemed in 1973	
Animal, Insect, & Rodent Control	600.00			Cancelled, Abated or Adjusted (1973)	
Other Welfare Services				Transfers to Foreclosed Property	
RECREATION and CONSERVATION				Balance December 31, 1973	587.38
Beaches and Boardwalks				PROPERTY ACQUIRED BY DEED OR	
Parks, Playgrounds, Shade Trees	52,398.00			FORECLOSURE	
Land Reclamation & Conservation				Balance January 1, 1973	8,070.00
Other Recreational Services	7,000.00			Transfers From Taxes or Liens	
EDUCATION (excluding schools)				Sale for Cash (1973)	
Libraries	8,830.00			Cancelled, Abated or Adjusted (1973)	
Other Educational Services				Balance December 31, 1973	8,070.00
STATUTORY EXPENDITURES				CURRENT FINANCES DECEMBER 31, 1973	
Pensions & F. I. C. A.	58,456.00			ASSETS	
Employee Fringe Benefits	31,750.00			Cash Dec. 31, 1973	406,636.34
Other Statutory Expenditures				Taxes Receivable	35,912.63
MUNICIPAL FUNCTIONS				Tax Title Liens	587.38
CAPITAL IMPROVEMENTS	1,040,847.13			Foreclosed Property	8,070.00
DEBT SERVICE				Emergencies & Other Deferred Charges	68,937.80
Principal Payments	83,950.00			State Aid Receivable	6,139.21
Interest Payments	59,500.00			Other Receivables	26,219.66
DEFERRED CHARGES	43,377.63			Total	552,503.02
SCHOOL, COUNTY, SPECIAL DISTRICT TAXES	2,815,278.89			LIABILITIES, RESERVES, AND SURPLUS	
RESERVE FOR UNCOLLECTED TAXES	72,110.16			Cash Liabilities	100,374.39
EMERGENCY EMPLOYMENT ACT OF 1971	57,299.23			Reserves for Receivables	70,789.67
EXPENDITURES TOTAL	4,172,363.01			Surplus Dec. 31, 1973	381,338.96
				Total	552,503.02

1306

Population 1970 5,885  
 Population 1973 6,005  
 S & P Rating BBB  
 Moody Rating BAA

General Tax Rate Per \$100. 3.08  
 State Equalized Tax Rate 2.73

BELMAR BOROUGH — MONMOUTH CO.  
 Form of Government:  
 Commission (1911)  
 Number of Members on Governing Body 3

PER CAPITA:  
 Gross Debt 342.56  
 Net Debt 263.46  
 Debt Service 28.54  
 Total Tax Levy 329.42  
 Municipal Expenditures 317.08

PER CENT:  
 Gross Debt 3.29  
 Net Debt 2.53  
 Tax Levy Collected 93.99  
 Tax Levy Cancelled, Abated or Adjusted .45

EXPENDITURES		REVENUES-REALIZED		1973 PROPERTY TAX	
GENERAL GOVERNMENT				STATE EQUALIZED TAX RATE 1.17	
Governing Body & Public Boards		1973 Property Taxes Collected	1,860,777.84	Local District School Taxes	842,495.00
Municipal Clerk		1973 Payments in Lieu of Taxes		Regional & Consolidated School Tax	
Financial Administration		Delinquent Tax & Lien Collections	69,164.73	School Taxes in Municipal Budget	
Assessment of Taxes	15,000.00	Business Personalty Replacement Taxes	39,817.74	County Taxes	434,549.47
Collection of Taxes	70,350.00	Taxes from Public Utilities	97,652.41	County Library Taxes	
Planning, Housing & Development	7,150.00	Other Miscellaneous Tax Revenues	40,013.18	Local Municipal Purpose Taxes	650,740.05
Human Resources		State Aid Revenues	48,700.00	Veteran & Senior Citizen Taxes	38,650.00
Elections	1,292.84	Federal Aid Revenues	113,670.00	Total Taxes for Rate Computation	1,966,834.52
General Administration (other)	134,235.90	State and Local Fiscal Assistance Act Utilized		Special District Taxes	
JUDICIARY		Sale of Acquired Property	586,435.20	Bank Stock Taxes	6,159.95
Municipal Courts	20,400.00	Other Miscellaneous Revenues	199,048.19	Added and Omitted Taxes	43,805.75
PUBLIC SAFETY		Other Revenues, Revenue Sharing Tax Effort	3,055,279.29	Total Taxes Levied - ABSTRACT	1,978,150.22
Fire Protection	22,700.00	Total	3,570,279.29	Total Taxes Billed	1,979,659.80
Police Protection	338,997.34	Prior Years Surplus Appropriated	515,000.00	1973 TAXES COLLECTED	1,860,777.84
Civil Defense & Disaster Control		REVENUES TOTAL	3,570,279.29	1973 Taxes Cancelled, Abated or Adjusted	8,922.16
Environmental Inspection & Control		CAPITAL OUTLAY TOTAL	192,776.77	Transfer to Tax Title Liens or Foreclosed	2,987.76
Other Public Safety				Balance Outstanding Dec. 31, 1973	106,972.04
PUBLIC WORKS				PRIOR YEARS TAXES OUTSTANDING	
Streets and Drainage	224,035.35	Public Enterprises	84,166.02	Balance January 1, 1973	72,905.67
Sewers and Sewage Processing		Recreation—Culture	68.64	Collected in 1973	67,250.06
Garbage and Trash Disposal	112,100.00	Public Works	108,252.51	Cancelled, Abated or Adjusted 1973	
Public Buildings and Grounds	94,500.00	Buildings and Grounds	289.60	Transfers to Tax Title Liens or Foreclosed	235.25
Other Public Works		Library and Education		Balance December 31, 1973	5,420.36
HEALTH and WELFARE		Conservation		TAX TITLE LIENS OUTSTANDING	
Health Services Except Environmental	20,700.00	All Other		Balance January 1, 1973	15,391.26
Welfare-Public Assistance	5,400.00	CAPITAL DEBT AUTHORIZED, DECEMBER 31, 1973		Transfers From Taxes	3,258.53
Hospitals, Clinics, First Aid		ISSUED AND UNISSUED		Redeemed in 1973	1,914.67
Animal, Insect, & Rodent Control		School		Cancelled, Abated or Adjusted (1973)	
Other Welfare Services		Self-liquidating	190,000	Transfers to Foreclosed Property	
RECREATION and CONSERVATION		Other	1,867,080	Balance December 31, 1973	16,735.12
Beaches and Boardwalks	248,454.08	Total	2,057,080	PROPERTY ACQUIRED BY DEED OR FORECLOSURE	
Parks, Playgrounds, Shade Trees	26,650.00			Balance January 1, 1973	14,600.00
Land Reclamation & Conservation				Transfers From Taxes or Liens	
Other Recreational Services	35,850.00			Sale for Cash (1973)	
EDUCATION (excluding schools)				Cancelled, Abated or Adjusted (1973)	
Libraries	30,000.00			Balance December 31, 1973	14,600.00
Other Educational Services				CURRENT FINANCES DECEMBER 31, 1973	
STATUTORY EXPENDITURES				ASSETS	
Pensions & F. I. C. A.	83,032.83			Cash Dec. 31, 1973	1,518,175.05
Employee Fringe Benefits	25,500.00			Taxes Receivable	112,392.40
Other Statutory Expenditures				Tax Title Liens	16,735.12
MUNICIPAL FUNCTIONS TOTAL	1,516,348.34			Foreclosed Property	14,600.00
CAPITAL IMPROVEMENTS *MEMU*	127,000.00			Emergencies & Other Deferred Charges	7,248.34
DEBT SERVICE				State Aid Receivable	7,000.00
Principal Payments	103,000.00			Other Receivables	39,652.18
Interest Payments	68,353.50			Total	1,715,803.09
DEFERRED CHARGES	6,053.01			LIABILITIES, RESERVES, AND SURPLUS	
SCHOOL, COUNTY, SPECIAL DISTRICT TAXES	1,277,444.47			Cash Liabilities	897,868.75
RESERVE FOR UNCOLLECTED TAXES	155,532.49			Reserves for Receivables	183,379.70
EMERGENCY EMPLOYMENT ACT OF 1971	54,800.00			Surplus Dec. 31, 1973	634,554.64
EXPENDITURES TOTAL	3,181,531.81			Total	1,715,803.09

2103

Population 1970 2,735  
 Population 1973 2,750  
 S & P Rating  
 Moody Rating

General Tax Rate Per \$100. 3.35  
 State Equalized Tax Rate 2.99

## BELVIDERE TOWN — WARREN CO.

Form of Government:

Town Council

Number of Members on Governing Body 6

PER CAPITA:

Gross Debt 37.45  
 Net Debt  
 Debt Service  
 Total Tax Levy 331.96  
 Municipal Expenditures 137.67

PER CENT:

Gross Debt .43  
 Net Debt  
 Tax Levy Collected 96.13  
 Tax Levy Cancelled, Abated or Adjusted 1.23

EXPENDITURES		REVENUES-REALIZED		1973 PROPERTY TAX	
GENERAL GOVERNMENT				STATE EQUALIZED TAX RATE 1.91	
Governing Body & Public Boards		1973 Property Taxes Collected	878,781.24	Local District School Taxes	588,226.75
Municipal Clerk		1973 Payments in Lieu of Taxes		Regional & Consolidated School Tax	
Financial Administration	3,009.00	Delinquent Tax & Lien Collections	30,808.34	School Taxes in Municipal Budget	
Assessment of Taxes	2,618.00	Business Personalty Replacement Taxes	77,010.00	County Taxes	197,671.46
Collection of Taxes	3,474.00	Taxes from Public Utilities	39,987.07	County Library Taxes	
Planning, Housing & Development	1,940.00	Other Miscellaneous Tax Revenues		Local Municipal Purpose Taxes	118,002.24
Human Resources		State Aid Revenues	18,469.02	Veteran & Senior Citizen Taxes	18,350.00
Elections		Federal Aid Revenues		Total Taxes for Rate Computation	922,250.45
General Administration (other)	36,218.56	State and Local Fiscal Assistance Act Utilized	24,004.00	Special District Taxes	
JUDICIARY		Sale of Acquired Property		Bank Stock Taxes	6,530.24
Municipal Courts	3,818.00	Other Miscellaneous Revenues	23,325.69	Added and Omitted Taxes	2,462.53
PUBLIC SAFETY		Other Revenues, Revenue Sharing Tax Effort	4,823.82	Total Taxes Levied - ABSTRACT	912,893.22
Fire Protection	8,560.00	Total	1,097,209.18	Total Taxes Billed	914,204.74
Police Protection	58,566.50	Prior Years Surplus Appropriated	104,000.00	1973 TAXES COLLECTED	878,781.24
Civil Defense & Disaster Control	650.00	REVENUES TOTAL	1,201,209.18	1973 Taxes Cancelled, Abated or Adjusted	11,282.03
Environmental Inspection & Control		CAPITAL OUTLAY TOTAL	11,175.00	Transfer to Tax Title Liens or Foreclosed	3.35
Other Public Safety				Balance Outstanding Dec. 31, 1973	24,138.12
PUBLIC WORKS		Public Enterprises		PRIOR YEARS TAXES OUTSTANDING	
Streets and Drainage	76,956.22	Recreation—Culture		Balance January 1, 1973	29,662.50
Sewers and Sewage Processing	7,000.00	Public Works		Collected in 1973	29,502.26
Garbage and Trash Disposal	45,646.00	Buildings and Grounds	11,175.00	Cancelled, Abated or Adjusted 1973	
Public Buildings and Grounds	6,890.00	Library and Education		Transfers to Tax Title Liens or Foreclosed	
Other Public Works		Conservation		Balance December 31, 1973	160.24
HEALTH and WELFARE		All Other		TAX TITLE LIENS OUTSTANDING	
Health Services Except Environmental	4,694.00			Balance January 1, 1973	1,386.15
Welfare-Public Assistance	1,280.00			Transfers From Taxes	3.35
Hospitals, Clinics, First Aid				Redeemed in 1973	1,306.08
Animal, Insect, & Rodent Control				Cancelled, Abated or Adjusted (1973)	
Other Welfare Services				Transfers to Foreclosed Property	
RECREATION and CONSERVATION				Balance December 31, 1973	83.42
Beaches and Boardwalks				PROPERTY ACQUIRED BY DEED OR FORECLOSURE	
Parks, Playgrounds, Shade Trees	6,600.00			Balance January 1, 1973	
Land Reclamation & Conservation	250.00			Transfers From Taxes or Liens	
Other Recreational Services	100.00			Sale for Cash (1973)	
EDUCATION (excluding schools)				Cancelled, Abated or Adjusted (1973)	
Libraries	4,518.12			Balance December 31, 1973	
Other Educational Services				CURRENT FINANCES DECEMBER 31, 1973	
STATUTORY EXPENDITURES				ASSETS	
Pensions & F. I. C. A.	10,746.29			Cash Dec. 31, 1973	394,663.65
Employee Fringe Benefits	2,500.00			Taxes Receivable	24,298.36
Other Statutory Expenditures				Tax Title Liens	83.42
MUNICIPAL FUNCTIONS	286,034.69			Foreclosed Property	
CAPITAL IMPROVEMENTS	34,004.00			Emergencies & Other Deferred Charges	56,000.00
DEBT SERVICE				State Aid Receivable	24,213.62
Principal Payments				Other Receivables	2,518.80
Interest Payments				Total	501,777.85
DEFERRED CHARGES	273.89			LIABILITIES, RESERVES, AND SURPLUS	
SCHOOL, COUNTY, SPECIAL DISTRICT TAXES	785,898.21			Cash Liabilities	329,136.35
RESERVE FOR UNCOLLECTED TAXES	92,275.92			Reserves for Receivables	26,900.58
EMERGENCY EMPLOYMENT ACT OF 1971				Surplus Dec. 31, 1973	145,740.92
EXPENDITURES TOTAL	1,164,482.71			Total	501,777.85

0203

Population 1970 29,025  
 Population 1973 29,185  
 S & P Rating  
 Moody Rating

General Tax Rate Per \$100.  
 6.11  
 State Equalized Tax Rate  
 3.49

BERGENFIELD BOROUGH — BERGEN CO.  
 Form of Government:  
 Borough Council  
 Number of Members on Governing Body 6

PER CAPITA:  
 Gross Debt 167.05  
 Net Debt 36.89  
 Debt Service 2.29  
 Total Tax Levy 357.12  
 Municipal Expenditures 132.00

PER CENT:  
 Gross Debt 1.77  
 Net Debt .39  
 Tax Levy Collected 98.23  
 Tax Levy Cancelled, Abated  
 or Adjusted .22

EXPENDITURES		REVENUES-REALIZED		1973 PROPERTY TAX	
<b>GENERAL GOVERNMENT</b>				<b>STATE EQUALIZED TAX RATE</b> <u>2.25</u>	
Governing Body & Public Boards		1973 Property Taxes Collected	10,288,037.18	Local District School Taxes	6,801,851.00
Municipal Clerk		1973 Payments in Lieu of Taxes	38,039.00	Regional & Consolidated School Tax	
Financial Administration	9,350.00	Delinquent Tax & Lien Collections	106,397.28	School Taxes in Municipal Budget	
Assessment of Taxes	18,900.00	Business Personalty Replacement Taxes	163,675.76	County Taxes	1,059,619.98
Collection of Taxes	47,180.00	Taxes from Public Utilities	357,795.81	County Library Taxes	
Planning, Housing & Development	5,725.00	Other Miscellaneous Tax Revenues	141,376.28	Local Municipal Purpose Taxes	2,506,282.89
Human Resources		State Aid Revenues	58,098.51	Veteran & Senior Citizen Taxes	174,450.00
Elections		Federal Aid Revenues	347,000.00	Total Taxes for Rate Computation	10,542,203.87
General Administration (other)	229,087.00	State and Local Fiscal Assistance Act Utilized		Special District Taxes	
<b>JUDICIARY</b>		Sale of Acquired Property	123,894.33	Bank Stock Taxes	24,243.20
Municipal Courts	24,800.00	Other Miscellaneous Revenues	53,332.30	Added and Omitted Taxes	30,569.38
<b>PUBLIC SAFETY</b>		Other Revenues, Revenue Sharing Tax Effort	11,677,646.45	Total Taxes Levied - ABSTRACT	10,422,566.45
Fire Protection	146,163.00	Prior Years Surplus Appropriated	297,000.00	Total Taxes Billed	10,473,366.45
Police Protection	876,134.00	<b>REVENUES TOTAL</b>	11,974,646.45	1973 TAXES COLLECTED	10,288,037.18
Civil Defense & Disaster Control	5,000.00	<b>CAPITAL OUTLAY TOTAL</b>	748,722.83	1973 Taxes Cancelled, Abated or Adjusted	23,186.81
Environmental Inspection & Control	16,652.00			Transfer to Tax Title Liens or Foreclosed	2,198.48
Other Public Safety	10,000.00			Balance Outstanding Dec. 31, 1973	159,943.98
<b>PUBLIC WORKS</b>				<b>PRIOR YEARS TAXES OUTSTANDING</b>	
Streets and Drainage	734,680.00	Public Enterprises		Balance January 1, 1973	112,211.04
Sewers and Sewage Processing	313,040.37	Recreation—Culture		Collected in 1973	106,270.59
Garbage and Trash Disposal	204,098.00	Public Works	392,348.26	Cancelled, Abated or Adjusted 1973	1,203.39
Public Buildings and Grounds	48,690.00	Buildings and Grounds	356,374.57	Transfers to Tax Title Liens or Foreclosed	4,680.86
Other Public Works		Library and Education		Balance December 31, 1973	55.80
<b>HEALTH and WELFARE</b>		Conservation		<b>TAX TITLE LIENS OUTSTANDING</b>	
Health Services Except Environmental	72,105.00	All Other		Balance January 1, 1973	23,570.09
Welfare-Public Assistance	5,478.00			Transfers From Taxes	6,879.34
Hospitals, Clinics, First Aid				Redeemed in 1973	126.29
Animal, Insect, & Rodent Control				Cancelled, Abated or Adjusted (1973)	
Other Welfare Services				Transfers to Foreclosed Property	
<b>RECREATION and CONSERVATION</b>				Balance December 31, 1973	30,323.14
Beaches and Boardwalks				<b>PROPERTY ACQUIRED BY DEED OR FORECLOSURE</b>	
Parks, Playgrounds, Shade Trees	103,291.00			Balance January 1, 1973	135,422.75
Land Reclamation & Conservation				Transfers From Taxes or Liens	
Other Recreational Services	48,990.00			Sale for Cash (1973)	
<b>EDUCATION (excluding schools)</b>				Cancelled, Abated or Adjusted (1973)	
Libraries	118,975.00			Balance December 31, 1973	135,422.75
Other Educational Services				<b>CURRENT FINANCES DECEMBER 31, 1973</b>	
<b>STATUTORY EXPENDITURES</b>				<b>ASSETS</b>	
Pensions & F. I. C. A.	197,700.00			Cash Dec. 31, 1973	826,247.59
Employee Fringe Benefits	57,000.00			Taxes Receivable	159,999.78
Other Statutory Expenditures				Tax Title Liens	30,323.14
<b>MUNICIPAL FUNCTIONS</b>				Foreclosed Property	135,422.75
<b>CAPITAL IMPROVEMENTS</b>				Emergencies & Other Deferred Charges	11,950.00
<b>DEBT SERVICE</b>				State Aid Receivable	17,876.78
Principal Payments	30,000.00			Other Receivables	10,703.11
Interest Payments	36,850.00			Total	1,192,523.15
<b>DEFERRED CHARGES</b>				<b>LIABILITIES, RESERVES, AND SURPLUS</b>	
SCHOOL, COUNTY, SPECIAL DISTRICT TAXES	7,861,470.98			Cash Liabilities	257,084.69
RESERVE FOR UNCOLLECTED TAXES	335,943.81			Reserves for Receivables	336,448.78
EMERGENCY EMPLOYMENT ACT OF 1971	76,502.00			Surplus Dec. 31, 1973	598,989.68
<b>EXPENDITURES TOTAL</b>	11,713,805.16			Total	1,192,523.15

1505

Population 1970 8,060  
 Population 1973 11,685  
 S & P Rating  
 Moody Rating

General Tax Rate Per \$100. 2.48  
 State Equalized Tax Rate 2.32

## BERKELEY TOWNSHIP — OCEAN CO.

Form of Government:

Township Committee

Number of Members on Governing Body 5

PER CAPITA:

Gross Debt 405.72  
 Net Debt 105.61  
 Debt Service 386.12  
 Total Tax Levy 214.34  
 Municipal Expenditures

PER CENT:

Gross Debt 3.64  
 Net Debt .95  
 Tax Levy Collected 88.64  
 Tax Levy Cancelled, Abated or Adjusted .37

EXPENDITURES		REVENUES-REALIZED		1973 PROPERTY TAX	
<b>GENERAL GOVERNMENT</b>				<b>STATE EQUALIZED TAX RATE</b>	
Governing Body & Public Boards		1973 Property Taxes Collected	4,007,343.84	Local District School Taxes .87	1,613,381.00
Municipal Clerk		1973 Payments in Lieu of Taxes		Regional & Consolidated School Tax .65	1,220,004.71
Financial Administration	30,737.00	Delinquent Tax & Lien Collections	342,214.03	School Taxes in Municipal Budget	
Assessment of Taxes	65,800.00	Business Personalty Replacement Taxes	58,396.41	County Taxes .39	735,015.00
Collection of Taxes	59,600.00	Taxes from Public Utilities	463,776.50	County Library Taxes .02	33,876.95
Planning, Housing & Development	32,360.00	Other Miscellaneous Tax Revenues		Local Municipal Purpose Taxes .32	600,445.47
Human Resources		State Aid Revenues	33,336.60	Veteran & Senior Citizen Taxes .07	128,340.00
Elections	3,500.00	Federal Aid Revenues	45,361.66	Total Taxes for Rate Computation 2.32	4,331,063.13
General Administration (other)	275,600.00	State and Local Fiscal Assistance Act Utilized	113,923.00	Special District Taxes	
<b>JUDICIARY</b>		Sale of Acquired Property	72,452.00	Bank Stock Taxes	5,913.04
Municipal Courts	27,350.00	Other Miscellaneous Revenues	231,529.31	Added and Omitted Taxes	303,135.62
<b>PUBLIC SAFETY</b>		Other Revenues, Revenue Sharing Tax Effort	248,897.64	Total Taxes Levied - ABSTRACT	4,511,771.79
Fire Protection	43,300.00	Total	5,617,230.99	Total Taxes Billed	4,520,958.47
Police Protection	442,249.00	Prior Years Surplus Appropriated	1,350,000.00	1973 TAXES COLLECTED	4,007,343.84
Civil Defense & Disaster Control	3,000.00	REVENUES TOTAL	6,967,230.99	1973 Taxes Cancelled, Abated or Adjusted	16,882.68
Environmental Inspection & Control	55,375.00	CAPITAL OUTLAY TOTAL	556,315.71	Transfer to Tax Title Liens or Foreclosed	211,249.67
Other Public Safety		Public Enterprises		Balance Outstanding Dec. 31, 1973	285,482.28
<b>PUBLIC WORKS</b>		Recreation—Culture	6,380.30	<b>PRIOR YEARS TAXES OUTSTANDING</b>	
Streets and Drainage	226,180.00	Public Works	113,044.03	Balance January 1, 1973	272,990.38
Sewers and Sewage Processing		Buildings and Grounds	436,891.38	Collected in 1973	173,047.77
Garbage and Trash Disposal	165,690.00	Library and Education		Cancelled, Abated or Adjusted 1973	33.95
Public Buildings and Grounds	33,540.00	Conservation		Transfers to Tax Title Liens or Foreclosed	55,505.99
Other Public Works	80,000.00	All Other		Balance December 31, 1973	44,402.67
<b>HEALTH and WELFARE</b>		CAPITAL DEBT AUTHORIZED, DECEMBER 31, 1973		<b>TAX TITLE LIENS OUTSTANDING</b>	
Health Services Except Environmental	5,360.00	ISSUED AND UNISSUED		Balance January 1, 1973	847,882.73
Welfare-Public Assistance	8,650.00	School	3,506,813	Transfers From Taxes	253,414.14
Hospitals, Clinics, First Aid	6,800.00	Self-liquidating		Redeemed in 1973	169,166.26
Animal, Insect, & Rodent Control	7,000.00	Other	1,234,052	Cancelled, Abated or Adjusted (1973)	7,038.53
Other Welfare Services		Total	4,740,865	Transfers to Foreclosed Property	47,583.41
<b>RECREATION and CONSERVATION</b>		ISSUED AND OUTSTANDING		Balance December 31, 1973	877,508.67
Beaches and Boardwalks	27,220.00	School	1,569,813.04	<b>PROPERTY ACQUIRED BY DEED OR FORECLOSURE</b>	
Parks, Playgrounds, Shade Trees		Self-liquidating		Balance January 1, 1973	1,638,416.95
Land Reclamation & Conservation		Other	500,000.00	Transfers From Taxes or Liens	66,600.05
Other Recreational Services	60,550.00	Total	2,069,813.04	Sale for Cash (1973)	72,452.00
<b>EDUCATION (excluding schools)</b>		EQUALIZED VALUATION BASIS		Cancelled, Abated or Adjusted (1973)	
Libraries		FOR NET DEBT COMPUTATION	130,336,268.67	Balance December 31, 1973	1,632,565.00
Other Educational Services		REAL PROPERTY VALUATIONS		<b>CURRENT FINANCES DECEMBER 31, 1973</b>	
<b>STATUTORY EXPENDITURES</b>		Code Class # of Parcels % VAL'N		ASSETS	
Pensions & F. I. C. A.	76,000.00	1 Vacant Land 13158 21.33	36,509,520.00	Cash Dec. 31, 1973	3,039,684.31
Employee Fringe Benefits	33,100.00	2 Residential 5301 64.43	110,308,500.00	Taxes Receivable	329,884.95
Other Statutory Expenditures		3 Farm 13 .21	363,700.00	Tax Title Liens	877,508.67
<b>MUNICIPAL FUNCTIONS</b>		4a Commercial 195 10.63	18,203,200.00	Foreclosed Property	1,632,565.00
<b>CAPITAL IMPROVEMENTS</b>		4b Industrial 20 2.11	3,608,400.00	Emergencies & Other Deferred Charges	9,975.00
<b>DEBT SERVICE</b>		4c Apartments 11 1.29	2,203,400.00	State Aid Receivable	640.48
Principal Payments		Total 18698	171,196,720.00	Other Receivables	65,363.08
Interest Payments		Land Area 41.90 Sq. Miles		Total	5,955,621.49
<b>DEFERRED CHARGES</b>		Net Valuation Taxable-Municipal	174,765,403.00	<b>LIABILITIES, RESERVES, AND SURPLUS</b>	
SCHOOL, COUNTY, SPECIAL DISTRICT TAXES	231,720.00	Net Valuation Taxable-County	151,471,820.00	Cash Liabilities	1,737,447.58
RESERVE FOR UNCOLLECTED TAXES	3,602,277.66	State Equalized Valuation	186,061,746.00	Reserves for Receivables	2,905,321.70
EMERGENCY EMPLOYMENT ACT OF 1971	455,535.51	State Equalization Ratio	93.81	Surplus Dec. 31, 1973	1,312,852.21
<b>EXPENDITURES</b>				Total	5,955,621.49
<b>TOTAL</b>	6,106,811.17				

2001

Population 1970 **13,110**  
 Population 1973 **13,445**  
 S & P Rating **AA**  
 Moody Rating **AA**

General Tax Rate Per \$100. **3.54**  
 State Equalized Tax Rate **2.96**

## BERKELEY HEIGHTS TOWNSHIP — UNION CO.

Form of Government:

Township Committee

Number of Members on Governing Body 5

PER CAPITA:

Gross Debt **569.65**  
 Net Debt **261.42**  
 Debt Service **19.86**  
 Total Tax Levy **558.26**  
 Municipal Expenditures **202.61**

PER CENT:

Gross Debt **3.46**  
 Net Debt **1.59**  
 Tax Levy Collected **98.44**  
 Tax Levy Cancelled, Abated or Adjusted **.10**

EXPENDITURES		REVENUES-REALIZED		1973 PROPERTY TAX	
GENERAL GOVERNMENT				STATE EQUALIZED TAX RATE — <b>1.24</b>	
Governing Body & Public Boards		1973 Property Taxes Collected <b>7,400,914.22</b>		Local District School Taxes	<b>3,021,055.00</b>
Municipal Clerk	<b>26,718.00</b>	1973 Payments in Lieu of Taxes <b>44,862.94</b>		Regional & Consolidated School Tax	<b>1,996,410.27</b>
Financial Administration	<b>24,605.50</b>	Delinquent Tax & Lien Collections <b>122,417.53</b>		School Taxes in Municipal Budget	
Assessment of Taxes	<b>19,804.00</b>	Business Personalty Replacement Taxes <b>571,681.11</b>		County Taxes	<b>1,185,436.88</b>
Collection of Taxes	<b>22,525.00</b>	Taxes from Public Utilities <b>266,282.86</b>		County Library Taxes	
Planning, Housing & Development		Other Miscellaneous Tax Revenues		Local Municipal Purpose Taxes	<b>940,254.05</b>
Human Resources		State Aid Revenues <b>53,008.13</b>		Veteran & Senior Citizen Taxes	<b>67,650.00</b>
Elections		Federal Aid Revenues		Total Taxes for Rate Computation	<b>7,210,806.20</b>
General Administration (other)	<b>290,989.00</b>	State and Local Fiscal Assistance Act Utilized <b>136,354.75</b>		Special District Taxes	
JUDICIARY		Sale of Acquired Property <b>2,030.00</b>		Bank Stock Taxes	<b>4,248.05</b>
Municipal Courts	<b>21,350.00</b>	Other Miscellaneous Revenues <b>246,281.83</b>		Added and Omitted Taxes	<b>358,385.04</b>
PUBLIC SAFETY		Other Revenues, Revenue Sharing Tax Effort <b>52,527.40</b>		Total Taxes Levied - ABSTRACT	<b>7,505,789.29</b>
Fire Protection	<b>73,700.00</b>	Total <b>8,896,360.77</b>		Total Taxes Billed	<b>7,518,423.87</b>
Police Protection	<b>448,174.92</b>	Prior Years Surplus Appropriated <b>600,000.00</b>		1973 TAXES COLLECTED	<b>7,400,914.22</b>
Civil Defense & Disaster Control	<b>550.00</b>	REVENUES TOTAL <b>9,496,360.77</b>		1973 Taxes Cancelled, Abated or Adjusted	<b>7,397.86</b>
Environmental Inspection & Control	<b>18,910.00</b>	CAPITAL OUTLAY TOTAL <b>389,807.99</b>		Transfer to Tax Title Liens or Foreclosed	<b>7,480.02</b>
Other Public Safety				Balance Outstanding Dec. 31, 1973	<b>102,631.77</b>
PUBLIC WORKS				PRIOR YEARS TAXES OUTSTANDING	
Streets and Drainage	<b>278,292.00</b>	Public Enterprises		Balance January 1, 1973	<b>122,787.13</b>
Sewers and Sewage Processing	<b>113,957.00</b>	Recreation—Culture		Collected in 1973	<b>120,773.72</b>
Garbage and Trash Disposal		Public Works		Cancelled, Abated or Adjusted 1973	
Public Buildings and Grounds	<b>29,700.00</b>	Buildings and Grounds		Transfers to Tax Title Liens or Foreclosed	
Other Public Works		Library and Education		Balance December 31, 1973	<b>2,013.41</b>
HEALTH and WELFARE		Conservation		TAX TITLE LIENS OUTSTANDING	
Health Services Except Environmental	<b>15,635.00</b>	All Other		Balance January 1, 1973	<b>22,980.53</b>
Welfare-Public Assistance	<b>5,400.00</b>	CAPITAL DEBT AUTHORIZED, DECEMBER 31, 1973		Transfers From Taxes	<b>7,480.02</b>
Hospitals, Clinics, First Aid	<b>2,000.00</b>	ISSUED AND UNISSUED GROSS DEBT NET DEBT		Redeemed in 1973	<b>1,643.81</b>
Animal, Insect, & Rodent Control		School <b>4,094,168</b>		Cancelled, Abated or Adjusted (1973)	
Other Welfare Services		Self-liquidating		Transfers to Foreclosed Property	
RECREATION and CONSERVATION		Other <b>3,564,791</b>		Balance December 31, 1973	<b>28,816.74</b>
Beaches and Boardwalks		Total <b>7,658,960</b>		PROPERTY ACQUIRED BY DEED OR	
Parks, Playgrounds, Shade Trees	<b>66,800.00</b>			FORECLOSURE	
Land Reclamation & Conservation	<b>158,200.00</b>	ISSUED AND OUTSTANDING		Balance January 1, 1973	<b>23,600.00</b>
Other Recreational Services		School		Transfers From Taxes or Liens	
EDUCATION (excluding schools)		Self-Liquidating		Sale for Cash (1973)	<b>2,030.00</b>
Libraries	<b>132,585.00</b>	Other		Cancelled, Abated or Adjusted (1973)	
Other Educational Services		Total <b>6,639,168.49</b>		Balance December 31, 1973	<b>21,570.00</b>
STATUTORY EXPENDITURES		EQUALIZED VALUATION BASIS		CURRENT FINANCES DECEMBER 31, 1973	
Pensions & F. I. C. A.	<b>120,000.00</b>	FOR NET DEBT COMPUTATION <b>221,557,732.00</b>		ASSETS	
Employee Fringe Benefits		REAL PROPERTY VALUATIONS		Cash Dec. 31, 1973	<b>3,283,706.73</b>
Other Statutory Expenditures		Code Class # of Parcels % VAL'N ASSESSED VALUATION		Taxes Receivable	<b>104,645.18</b>
MUNICIPAL FUNCTIONS TOTAL	<b>1,869,895.42</b>	1 Vacant Land <b>419</b> <b>4.84</b> <b>9,809,400.00</b>		Tax Title Liens	<b>28,816.74</b>
CAPITAL IMPROVEMENTS *MEMO*	<b>263,000.00</b>	2 Residential <b>3379</b> <b>65.75</b> <b>133,194,000.00</b>		Foreclosed Property	<b>21,570.00</b>
DEBT SERVICE		3 Farm <b>6</b> <b>.02</b> <b>41,500.00</b>		Emergencies & Other Deferred Charges	
Principal Payments	<b>125,000.00</b>	4a Commercial <b>69</b> <b>3.26</b> <b>6,605,000.00</b>		State Aid Receivable	
Interest Payments	<b>142,000.00</b>	4b Industrial <b>41</b> <b>26.12</b> <b>52,913,500.00</b>		Other Receivables	<b>16,519.10</b>
DEFERRED CHARGES	<b>7,600.00</b>	4c Apartments		Total	<b>3,455,257.75</b>
SCHOOL, COUNTY, SPECIAL DISTRICT TAXES	<b>6,202,902.15</b>	Total <b>3914</b> <b>202,563,400.00</b>		LIABILITIES, RESERVES, AND SURPLUS	
RESERVE FOR UNCOLLECTED TAXES	<b>579,644.56</b>	Land Area <b>6.50</b> Sq. Miles		Cash Liabilities	<b>1,312,752.78</b>
EMERGENCY EMPLOYMENT ACT OF 1971		Net Valuation Taxable-Municipal <b>204,015,821.00</b>		Reserves for Receivables	<b>171,551.02</b>
EXPENDITURES TOTAL	<b>8,927,042.13</b>	Net Valuation Taxable-County <b>242,349,252.00</b>		Surplus Dec. 31, 1973	<b>1,970,553.95</b>
		State Equalized Valuation <b>243,666,220.00</b>		Total	<b>3,455,257.75</b>
		State Equalization Ratio <b>83.63</b>			

0405

Population 1970 5,035  
 Population 1973 5,465  
 S & P Rating  
 Moody Rating BAA

General Tax Rate Per \$100. 4.78  
 State Equalized Tax Rate 3.24

## BERLIN BOROUGH — CAMDEN CO.

Form of Government:

Borough Council

Number of Members on Governing Body 6

## PER CAPITA:

Gross Debt 925.11  
 Net Debt 63.05  
 Debt Service .72  
 Total Tax Levy 320.34  
 Municipal Expenditures 103.94

## PER CENT:

Gross Debt 11.35  
 Net Debt .77  
 Tax Levy Collected 96.73  
 Tax Levy Cancelled, Abated or Adjusted .06

EXPENDITURES		REVENUES-REALIZED		1973 PROPERTY TAX	
GENERAL GOVERNMENT		1973 Property Taxes Collected		STATE EQUALIZED TAX RATE 1.38	
Governing Body & Public Boards		1,693,304.46		Local District School Taxes	
Municipal Clerk				Regional & Consolidated School Tax .67	
Financial Administration	4,000.00			School Taxes in Municipal Budget	
Assessment of Taxes	7,650.00			County Taxes .90	
Collection of Taxes	13,200.00			County Library Taxes .03	
Planning, Housing & Development	4,880.00			Local Municipal Purpose Taxes .21	
Human Resources				Veteran & Senior Citizen Taxes .06	
Elections				Total Taxes for Rate Computation 3.25	
General Administration (other)	39,076.00			Special District Taxes	
JUDICIARY				Bank Stock Taxes	
Municipal Courts	12,900.00			Added and Omitted Taxes	
PUBLIC SAFETY				Total Taxes Levied - ABSTRACT	
Fire Protection	32,000.00			Total Taxes Billed	
Police Protection	126,500.00			1973 TAXES COLLECTED	
Civil Defense & Disaster Control	700.00			1973 Taxes Cancelled, Abated or Adjusted	
Environmental Inspection & Control	8,225.00			Transfer to Tax Title Liens or Foreclosed	
Other Public Safety				Balance Outstanding Dec. 31, 1973	
PUBLIC WORKS				PRIOR YEARS TAXES OUTSTANDING	
Streets and Drainage	98,525.00			Balance January 1, 1973	
Sewers and Sewage Processing				Collected in 1973	
Garbage and Trash Disposal	40,200.00			Cancelled, Abated or Adjusted 1973	
Public Buildings and Grounds	36,724.00			Transfers to Tax Title Liens or Foreclosed	
Other Public Works				Balance December 31, 1973	
HEALTH and WELFARE				TAX TITLE LIENS OUTSTANDING	
Health Services Except Environmental	1,225.00			Balance January 1, 1973	
Welfare-Public Assistance	1,975.00			Transfers From Taxes	
Hospitals, Clinics, First Aid				Redeemed in 1973	
Animal, Insect, & Rodent Control				Cancelled, Abated or Adjusted (1973)	
Other Welfare Services				Transfers to Foreclosed Property	
RECREATION and CONSERVATION				Balance December 31, 1973	
Beaches and Boardwalks				PROPERTY ACQUIRED BY DEED OR FORECLOSURE	
Parks, Playgrounds, Shade Trees	9,579.00			Balance January 1, 1973	
Land Reclamation & Conservation				Transfers From Taxes or Liens	
Other Recreational Services	10,000.00			Sale for Cash (1973)	
EDUCATION (excluding schools)				Cancelled, Abated or Adjusted (1973)	
Libraries	6,557.00			Balance December 31, 1973	
Other Educational Services				CURRENT FINANCES DECEMBER 31, 1973	
STATUTORY EXPENDITURES				ASSETS	
Pensions & F. I. C. A.	20,802.40			Cash Dec. 31, 1973	
Employee Fringe Benefits	12,500.00			Taxes Receivable	
Other Statutory Expenditures				Tax Title Liens	
MUNICIPAL FUNCTIONS TOTAL	477,218.40			Foreclosed Property	
CAPITAL IMPROVEMENTS * MEMO*	61,800.00			Emergencies & Other Deferred Charges	
DEBT SERVICE				State Aid Receivable	
Principal Payments	3,000.00			Other Receivables	
Interest Payments	945.00			Total	
DEFERRED CHARGES	11,660.35			LIABILITIES, RESERVES, AND SURPLUS	
SCHOOL, COUNTY, SPECIAL DISTRICT TAXES	1,622,382.16			Cash Liabilities	
RESERVE FOR UNCOLLECTED TAXES	75,229.56			Reserves for Receivables	
EMERGENCY EMPLOYMENT ACT OF 1971				Surplus Dec. 31, 1973	
EXPENDITURES TOTAL	2,190,435.47			Total	

0406

Population 1970 5,710  
Population 1973 5,870  
S & P Rating  
Moody Rating

General Tax Rate Per \$100. 7.49  
State Equalized Tax Rate 3.35

BERLIN TOWNSHIP — CAMDEN CO.  
Form of Government:  
Small Municipality Plan A (OMCL50)  
Number of Members on Governing Body 5

PER CAPITA:  
Gross Debt 267.17  
Net Debt 2.27  
Debt Service .98  
Total Tax Levy 189.26  
Municipal Expenditures 83.92  
PER CENT:  
Gross Debt 5.47  
Net Debt .05  
Tax Levy Collected 92.50  
Tax Levy Cancelled, Abated or Adjusted .24

EXPENDITURES		REVENUES-REALIZED		1973 PROPERTY TAX	
<b>GENERAL GOVERNMENT</b>				<b>STATE EQUALIZED TAX RATE</b> 1.17	
Governing Body & Public Boards		1973 Property Taxes Collected	1,029,192.56	Local District School Taxes	382,414.00
Municipal Clerk		1973 Payments in Lieu of Taxes		Regional & Consolidated School Tax	388,588.29
Financial Administration	8,510.00	Delinquent Tax & Lien Collections	85,779.55	School Taxes in Municipal Budget	
Assessment of Taxes	22,620.00	Business Personalty Replacement Taxes	3,415.77	County Taxes	288,087.25
Collection of Taxes	8,295.00	Taxes from Public Utilities	211,501.47	County Library Taxes	8,714.81
Planning, Housing & Development	3,000.00	Other Miscellaneous Tax Revenues		Local Municipal Purpose Taxes	-636.45
Human Resources		State Aid Revenues	21,120.21	Veteran & Senior Citizen Taxes	27,630.00
Elections	2,342.78	Federal Aid Revenues		Total Taxes for Rate Computation	1,094,797.90
General Administration (other)	50,865.22	State and Local Fiscal Assistance Act Utilized	166,368.00	Special District Taxes	22,625.00
<b>JUDICIARY</b>		Sale of Acquired Property		Bank Stock Taxes	636.45
Municipal Courts	7,625.00	Other Miscellaneous Revenues	24,601.87	Added and Omitted Taxes	20,550.05
<b>PUBLIC SAFETY</b>		Other Revenues, Revenue Sharing Tax Effort	23,381.37	Total Taxes Levied - ABSTRACT	1,110,979.40
Fire Protection	35,701.00	Total	1,570,360.80	Total Taxes Billed	1,112,651.95
Police Protection	76,561.00	Prior Years Surplus Appropriated	69,580.00	1973 TAXES COLLECTED	1,029,192.56
Civil Defense & Disaster Control	300.00	REVENUES TOTAL	1,639,940.80	1973 Taxes Cancelled, Abated or Adjusted	2,717.48
Environmental Inspection & Control	1,954.00			Transfer to Tax Title Liens or Foreclosed	15,064.31
Other Public Safety				Balance Outstanding Dec. 31, 1973	65,677.60
<b>PUBLIC WORKS</b>		<b>CAPITAL OUTLAY</b>	<b>TOTAL</b>	<b>PRIOR YEARS TAXES OUTSTANDING</b>	
Streets and Drainage	64,730.00	Public Enterprises		Balance January 1, 1973	74,776.43
Sewers and Sewage Processing		Recreation—Culture		Collected in 1973	72,576.29
Garbage and Trash Disposal	34,300.00	Public Works		Cancelled, Abated or Adjusted 1973	460.32
Public Buildings and Grounds	12,470.00	Buildings and Grounds		Transfers to Tax Title Liens or Foreclosed	1,713.95
Other Public Works		Library and Education		Balance December 31, 1973	25.87
<b>HEALTH and WELFARE</b>		Conservation		<b>TAX TITLE LIENS OUTSTANDING</b>	
Health Services Except Environmental	455.00	All Other		Balance January 1, 1973	65,010.56
Welfare-Public Assistance	1,450.00			Transfers From Taxes	16,778.26
Hospitals, Clinics, First Aid				Redeemed in 1973	13,203.26
Animal, Insect, & Rodent Control				Cancelled, Abated or Adjusted (1973)	
Other Welfare Services				Transfers to Foreclosed Property	
<b>RECREATION and CONSERVATION</b>				Balance December 31, 1973	68,585.56
Beaches and Boardwalks				<b>PROPERTY ACQUIRED BY DEED OR FORECLOSURE</b>	
Parks, Playgrounds, Shade Trees	31,112.00			Balance January 1, 1973	21,645.00
Land Reclamation & Conservation				Transfers From Taxes or Liens	
Other Recreational Services	2,500.00			Sale for Cash (1973)	
<b>EDUCATION (excluding schools)</b>				Cancelled, Abated or Adjusted (1973)	
Libraries	2,200.00			Balance December 31, 1973	21,645.00
Other Educational Services				<b>CURRENT FINANCES DECEMBER 31, 1973</b>	
<b>STATUTORY EXPENDITURES</b>				<b>ASSETS</b>	
Pensions & F. I. C. A.	10,252.82			Cash Dec. 31, 1973	188,060.08
Employee Fringe Benefits	2,800.00			Taxes Receivable	65,703.47
Other Statutory Expenditures				Tax Title Liens	68,585.56
<b>MUNICIPAL FUNCTIONS</b>	<b>TOTAL</b>			Foreclosed Property	21,645.00
CAPITAL IMPROVEMENTS	88,100.00			Emergencies & Other Deferred Charges	39,074.87
<b>DEBT SERVICE</b>				State Aid Receivable	9,113.86
Principal Payments	5,500.00			Other Receivables	22,890.22
Interest Payments	261.25			Total	415,073.06
<b>DEFERRED CHARGES</b>				<b>LIABILITIES, RESERVES, AND SURPLUS</b>	
SCHOOL, COUNTY, SPECIAL DISTRICT TAXES	1,090,429.35			Cash Liabilities	143,984.86
RESERVE FOR UNCOLLECTED TAXES	102,277.91			Reserves for Receivables	165,154.25
EMERGENCY EMPLOYMENT ACT OF 1971				Surplus Dec. 31, 1973	105,933.95
<b>EXPENDITURES</b>	<b>TOTAL</b>			Total	415,073.06
	1,583,059.51				
		<b>REAL PROPERTY VALUATIONS</b>			
		Code Class # of Parcels % VAL'N	ASSESSED VALUATION		
		1 Vacant Land 507 3.98	576,561.00		
		2 Residential 1235 82.64	11,976,803.00		
		3 Farm 5 .58	85,000.00		
		4a Commercial 55 7.22	1,046,200.00		
		4b Industrial 2 .22	32,000.00		
		4c Apartments 4 5.36	777,000.00		
		Total 1808	14,493,564.00		
		Land Area 3.27 Sq. Miles			
		Net Valuation Taxable-Municipal	14,616,713.00		
		Net Valuation Taxable-County	28,776,744.00		
		State Equalized Valuation	32,496,533.00		
		State Equalization Ratio	44.77		

1802

Population 1970 13,355  
 Population 1973 13,710  
 S & P Rating  
 Moody Rating

General Tax Rate Per \$100. 7.60  
 State Equalized Tax Rate 3.08

BERNARDS TOWNSHIP — SOMERSET CO.  
 Form of Government:  
 Township Committee  
 Number of Members on Governing Body 5

PER CAPITA: 363.38  
 Gross Debt 78.48  
 Net Debt 4.30  
 Debt Service 454.90  
 Total Tax Levy 134.38  
 Municipal Expenditures

PER CENT: 2.85  
 Gross Debt .61  
 Net Debt 97.38  
 Tax Levy Collected  
 Tax Levy Cancelled, Abated or Adjusted .15

EXPENDITURES		REVENUES-REALIZED		1973 PROPERTY TAX	
<b>GENERAL GOVERNMENT</b>				<b>STATE EQUALIZED TAX RATE</b> 2.11	
Governing Body & Public Boards		1973 Property Taxes Collected	6,075,480.86	Local District School Taxes	4,251,399.50
Municipal Clerk		1973 Payments in Lieu of Taxes	14,864.29	Regional & Consolidated School Tax	
Financial Administration	19,075.00	Delinquent Tax & Lien Collections	202,312.53	School Taxes in Municipal Budget	
Assessment of Taxes	15,675.00	Business Personality Replacement Taxes	37,102.97	County Taxes	860,491.26
Collection of Taxes	22,249.00	Taxes from Public Utilities	268,369.87	County Library Taxes	40,656.90
Planning, Housing & Development	25,105.00	Other Miscellaneous Tax Revenues		Local Municipal Purpose Taxes	1,006,945.73
Human Resources	350.00	State Aid Revenues	57,929.05	Veteran & Senior Citizen Taxes	58,480.00
Elections	2,200.00	Federal Aid Revenues		Total Taxes for Rate Computation	6,217,973.39
General Administration (other)	220,880.00	State and Local Fiscal Assistance Act Utilized	146,278.75	Special District Taxes	
<b>JUDICIARY</b>		Sale of Acquired Property		Bank Stock Taxes	4,381.18
Municipal Courts	33,225.00	Other Miscellaneous Revenues	88,150.30	Added and Omitted Taxes	72,755.79
<b>PUBLIC SAFETY</b>		Other Revenues, Revenue Sharing Tax Effort	109,417.24	Total Taxes Levied - ABSTRACT	6,236,630.36
Fire Protection	59,000.00	Total	6,999,905.86	Total Taxes Billed	6,239,209.45
Police Protection	349,350.00	Prior Years Surplus Appropriated	453,000.00	1973 TAXES COLLECTED	6,075,480.86
Civil Defense & Disaster Control	500.00	REVENUES TOTAL	7,452,905.86	1973 Taxes Cancelled, Abated or Adjusted	9,391.11
Environmental Inspection & Control	15,550.00	CAPITAL OUTLAY TOTAL	388,813.29	Transfer to Tax Title Liens or Foreclosed	10,536.80
Other Public Safety		Public Enterprises		Balance Outstanding Dec. 31, 1973	143,800.68
<b>PUBLIC WORKS</b>		Recreation—Culture	21,337.51	<b>PRIOR YEARS TAXES OUTSTANDING</b>	
Streets and Drainage	334,630.00	Public Works	205,510.44	Balance January 1, 1973	205,816.64
Sewers and Sewage Processing	40,000.00	Buildings and Grounds	10,197.00	Collected in 1973	202,312.53
Garbage and Trash Disposal		Library and Education	151,768.34	Cancelled, Abated or Adjusted 1973	2,771.54
Public Buildings and Grounds	61,800.00	Conservation		Transfers to Tax Title Liens or Foreclosed	85.74
Other Public Works		All Other		Balance December 31, 1973	646.83
<b>HEALTH and WELFARE</b>		CAPITAL DEBT AUTHORIZED, DECEMBER 31, 1973		<b>TAX TITLE LIENS OUTSTANDING</b>	
Health Services Except Environmental	24,750.00	ISSUED AND UNISSUED		Balance January 1, 1973	50,807.94
Welfare-Public Assistance	1,300.00	School	3,906,000	Transfers From Taxes	10,681.03
Hospitals, Clinics, First Aid		Self-liquidating		Redeemed in 1973	
Animal, Insect, & Rodent Control		Other	1,076,000	Cancelled, Abated or Adjusted (1973)	
Other Welfare Services		Total	4,982,000	Transfers to Foreclosed Property	
<b>RECREATION and CONSERVATION</b>		ISSUED AND OUTSTANDING		Balance December 31, 1973	61,488.97
Beaches and Boardwalks		School	3,906,000.00	<b>PROPERTY ACQUIRED BY DEED OR FORECLOSURE</b>	
Parks, Playgrounds, Shade Trees	1,525.00	Self-liquidating		Balance January 1, 1973	100.00
Land Reclamation & Conservation	1,130.00	Other	601,000.00	Transfers From Taxes or Liens	
Other Recreational Services	17,580.00	Total	4,507,000.00	Sale for Cash (1973)	
<b>EDUCATION (excluding schools)</b>		EQUALIZED VALUATION BASIS		Cancelled, Abated or Adjusted (1973)	
Libraries	40,000.00	FOR NET DEBT COMPUTATION	175,071,300.00	Balance December 31, 1973	100.00
Other Educational Services		REAL PROPERTY VALUATIONS		<b>CURRENT FINANCES DECEMBER 31, 1973</b>	
<b>STATUTORY EXPENDITURES</b>		Code Class # of Parcels % VAL'N		<b>ASSETS</b>	
Pensions & F. I. C. A.	72,848.00	1 Vacant Land 472 6.20	5,036,450.00	Cash Dec. 31, 1973	929,978.76
Employee Fringe Benefits	23,000.00	2 Residential 3090 83.99	68,240,100.00	Taxes Receivable	144,447.51
Other Statutory Expenditures		3 Farm 177 2.66	2,163,960.00	Tax Title Liens	61,488.97
<b>MUNICIPAL FUNCTIONS</b>		4a Commercial 82 6.57	5,337,739.00	Foreclosed Property	100.00
<b>CAPITAL IMPROVEMENTS</b>		4b Industrial 6 .57	465,650.00	Emergencies & Other Deferred Charges	3,400.00
<b>DEBT SERVICE</b>		4c Apartments		State Aid Receivable	60,791.43
Principal Payments	3,500.00	Total 3827	81,243,899.00	Other Receivables	
Interest Payments	55,385.00	Land Area 24.95 Sq. Miles		Total	1,200,206.67
<b>DEFERRED CHARGES</b>		Net Valuation Taxable-Municipal	81,834,692.00	<b>LIABILITIES, RESERVES, AND SURPLUS</b>	
SCHOOL, COUNTY, SPECIAL DISTRICT TAXES	5,152,547.66	Net Valuation Taxable-County	175,679,243.00	Cash Liabilities	314,270.60
RESERVE FOR UNCOLLECTED TAXES	400,885.96	State Equalized Valuation	200,652,617.00	Reserves for Receivables	206,036.48
<b>EMERGENCY EMPLOYMENT ACT OF 1971</b>		State Equalization Ratio	40.61	Surplus Dec. 31, 1973	675,899.59
<b>EXPENDITURES TOTAL</b>	6,994,940.62			Total	1,200,206.67

1803

Population 1970 6,670  
 Population 1973 6,735  
 S & P Rating  
 Moody Rating

General Tax Rate Per \$100. 5.26  
 State Equalized Tax Rate 2.62

BERNARDSVILLE BOROUGH — SOMERSET CO.  
 Form of Government:  
 Borough Council  
 Number of Members on Governing Body 6

PER CAPITA:  
 Gross Debt 739.61  
 Net Debt 158.41  
 Debt Service 6.19  
 Total Tax Levy 507.52  
 Municipal Expenditures 216.86

PER CENT:  
 Gross Debt 4.31  
 Net Debt .92  
 Tax Levy Collected 95.50  
 Tax Levy Cancelled, Abated or Adjusted .50

EXPENDITURES		REVENUES-REALIZED		1973 PROPERTY TAX	
<b>GENERAL GOVERNMENT</b>				<b>STATE EQUALIZED TAX RATE</b> 1.55	
Governing Body & Public Boards		1973 Property Taxes Collected	3,270,406.19	Local District School Taxes	2,025,975.00
Municipal Clerk		1973 Payments in Lieu of Taxes	1,211.83	Regional & Consolidated School Tax	
Financial Administration	5,300.00	Delinquent Tax & Lien Collections	163,109.80	School Taxes in Municipal Budget	
Assessment of Taxes	12,700.00	Business Personalty Replacement Taxes	60,792.28	County Taxes	585,758.53
Collection of Taxes	14,700.00	Taxes from Public Utilities	150,455.04	County Library Taxes	27,678.82
Planning, Housing & Development	19,300.00	Other Miscellaneous Tax Revenues		Local Municipal Purpose Taxes	749,237.77
Human Resources	165.00	State Aid Revenues	32,929.01	Veteran & Senior Citizen Taxes	35,230.00
Elections		Federal Aid Revenues		Total Taxes for Rate Computation	3,423,880.12
General Administration (other)	137,660.00	State and Local Fiscal Assistance Act Utilized	47,548.50	Special District Taxes	
<b>JUDICIARY</b>		Sale of Acquired Property		Bank Stock Taxes	5,763.23
Municipal Courts	11,246.00	Other Miscellaneous Revenues	96,852.16	Added and Omitted Taxes	23,700.42
<b>PUBLIC SAFETY</b>		Other Revenues, Revenue Sharing Tax Effort	43,769.35	Total Taxes Levied - ABSTRACT	3,418,113.77
Fire Protection	33,650.00	Total	3,867,074.16	Total Taxes Billed	3,424,584.53
Police Protection	311,800.00	Prior Years Surplus Appropriated	275,000.00	1973 TAXES COLLECTED	3,270,406.19
Civil Defense & Disaster Control	100.00	REVENUES TOTAL	4,142,074.16	1973 Taxes Cancelled, Abated or Adjusted	17,053.19
Environmental Inspection & Control	5,500.00	CAPITAL OUTLAY TOTAL	192,781.56	Transfer to Tax Title Liens or Foreclosed	5,425.63
Other Public Safety				Balance Outstanding Dec. 31, 1973	131,699.52
<b>PUBLIC WORKS</b>				<b>PRIOR YEARS TAXES OUTSTANDING</b>	
Streets and Drainage	132,625.00	Public Enterprises	45,782.82	Balance January 1, 1973	166,835.91
Sewers and Sewage Processing	40,150.00	Recreation—Culture	279.20	Collected in 1973	152,468.35
Garbage and Trash Disposal	63,346.00	Public Works	136,458.38	Cancelled, Abated or Adjusted 1973	3,882.33
Public Buildings and Grounds	21,400.00	Buildings and Grounds	10,261.16	Transfers to Tax Title Liens or Foreclosed	6,389.79
Other Public Works		Library and Education		Balance December 31, 1973	4,095.44
<b>HEALTH and WELFARE</b>		Conservation		<b>TAX TITLE LIENS OUTSTANDING</b>	
Health Services Except Environmental	26,700.00	All Other		Balance January 1, 1973	25,787.87
Welfare-Public Assistance	1,450.00			Transfers From Taxes	12,311.58
Hospitals, Clinics, First Aid				Redeemed in 1973	10,641.45
Animal, Insect, & Rodent Control				Cancelled, Abated or Adjusted (1973)	
Other Welfare Services				Transfers to Foreclosed Property	
<b>RECREATION and CONSERVATION</b>				Balance December 31, 1973	27,458.00
Beaches and Boardwalks				<b>PROPERTY ACQUIRED BY DEED OR FORECLOSURE</b>	
Parks, Playgrounds, Shade Trees	5,500.00			Balance January 1, 1973	
Land Reclamation & Conservation	29,000.00			Transfers From Taxes or Liens	
Other Recreational Services	27,800.00			Sale for Cash (1973)	
<b>EDUCATION (excluding schools)</b>				Cancelled, Abated or Adjusted (1973)	
Libraries	32,400.00			Balance December 31, 1973	
Other Educational Services				<b>CURRENT FINANCES DECEMBER 31, 1973</b>	
<b>STATUTORY EXPENDITURES</b>				ASSETS	
Pensions & F. I. C. A.	46,600.00			Cash Dec. 31, 1973	560,421.76
Employee Fringe Benefits	12,950.00			Taxes Receivable	135,794.96
Other Statutory Expenditures				Tax Title Liens	27,458.00
<b>MUNICIPAL FUNCTIONS</b>				Foreclosed Property	
CAPITAL IMPROVEMENTS *MEMO*	170,300.00			Emergencies & Other Deferred Charges	20,500.00
<b>DEBT SERVICE</b>				State Aid Receivable	67,296.00
Principal Payments	24,000.00			Other Receivables	.04
Interest Payments	17,700.00			Total	811,470.76
<b>DEFERRED CHARGES</b>				<b>LIABILITIES, RESERVES, AND SURPLUS</b>	
SCHOOL, COUNTY, SPECIAL DISTRICT TAXES	2,639,412.35			Cash Liabilities	258,260.81
RESERVE FOR UNCOLLECTED TAXES	340,056.00			Reserves for Receivables	163,253.00
EMERGENCY EMPLOYMENT ACT OF 1971				Surplus Dec. 31, 1973	389,956.95
<b>EXPENDITURES TOTAL</b>	4,099,964.35			Total	811,470.76

1002

Population 1970 1,390  
 Population 1973 1,565  
 S & P Rating  
 Moody Rating

General Tax Rate Per \$100. 3.53  
 State Equalized Tax Rate 3.17

BETHLEHEM TOWNSHIP — HUNTERDON CO.  
 Form of Government:  
 Township Committee  
 Number of Members on Governing Body 3

PER CAPITA: 1,039.62  
 Gross Debt 63.84  
 Net Debt  
 Debt Service 615.22  
 Total Tax Levy 203.87  
 Municipal Expenditures  
 PER CENT: 6.68  
 Gross Debt .41  
 Net Debt 85.53  
 Tax Levy Collected  
 Tax Levy Cancelled, Abated or Adjusted 1.11

EXPENDITURES		REVENUES-REALIZED		1973 PROPERTY TAX	
GENERAL GOVERNMENT		1973 Property Taxes Collected		STATE EQUALIZED TAX RATE	
Governing Body & Public Boards		825,034.00		Local District School Taxes 1.33	
Municipal Clerk				Regional & Consolidated School Tax .88	
Financial Administration	2,881.74	1973 Payments in Lieu of Taxes		School Taxes in Municipal Budget	
Assessment of Taxes	5,078.40	Delinquent Tax & Lien Collections		County Taxes .39	
Collection of Taxes	4,199.78	Business Personalty Replacement Taxes		County Library Taxes .02	
Planning, Housing & Development	10,276.78	Taxes from Public Utilities		Local Municipal Purpose Taxes .52	
Human Resources		Other Miscellaneous Tax Revenues		Veteran & Senior Citizen Taxes .03	
Elections	482.98	State Aid Revenues		Total Taxes for Rate Computation 3.17	
General Administration (other)	21,696.36	Federal Aid Revenues		Special District Taxes	
JUDICIARY		State and Local Fiscal Assistance Act Utilized		Bank Stock Taxes	
Municipal Courts	2,958.23	Sale of Acquired Property		Added and Omitted Taxes	
PUBLIC SAFETY		Other Miscellaneous Revenues		Total Taxes Levied - ABSTRACT	
Fire Protection	4,000.00	Other Revenues, Revenue Sharing Tax Effort		Total Taxes Billed	
Police Protection	4,027.51	Total		1973 TAXES COLLECTED	
Civil Defense & Disaster Control		Prior Years Surplus Appropriated		1973 Taxes Cancelled, Abated or Adjusted	
Environmental Inspection & Control	3,198.00	REVENUES TOTAL		Transfer to Tax Title Liens or Foreclosed	
Other Public Safety		CAPITAL OUTLAY TOTAL		Balance Outstanding Dec. 31, 1973	
PUBLIC WORKS		Public Enterprises		PRIOR YEARS TAXES OUTSTANDING	
Streets and Drainage	93,510.25	Recreation—Culture		Balance January 1, 1973	
Sewers and Sewage Processing		Public Works		Collected in 1973	
Garbage and Trash Disposal	1,000.00	Buildings and Grounds		Cancelled, Abated or Adjusted 1973	
Public Buildings and Grounds	4,104.37	Library and Education		Transfers to Tax Title Liens or Foreclosed	
Other Public Works		Conservation		Balance December 31, 1973	
HEALTH and WELFARE		All Other		TAX TITLE LIENS OUTSTANDING	
Health Services Except Environmental	577.00	CAPITAL DEBT AUTHORIZED, DECEMBER 31, 1973		Balance January 1, 1973	
Welfare-Public Assistance	500.00	ISSUED AND UNISSUED GROSS DEBT NET DEBT		Transfers From Taxes	
Hospitals, Clinics, First Aid		School 1,626,999 99,905		Redeemed in 1973	
Animal, Insect, & Rodent Control	3,787.98	Self-liquidating		Cancelled, Abated or Adjusted (1973)	
Other Welfare Services		Other		Transfers to Foreclosed Property	
RECREATION and CONSERVATION		Total 1,626,999 99,905		Balance December 31, 1973	
Beaches and Boardwalks		ISSUED AND OUTSTANDING		PROPERTY ACQUIRED BY DEED OR	
Parks, Playgrounds, Shade Trees	298.61	School		FORECLOSURE	
Land Reclamation & Conservation		Self-Liquidating		Balance January 1, 1973	
Other Recreational Services		Other		Transfers From Taxes or Liens	
EDUCATION (excluding schools)		Total		Sale for Cash (1973)	
Libraries		EQUALIZED VALUATION BASIS		Cancelled, Abated or Adjusted (1973)	
Other Educational Services		FOR NET DEBT COMPUTATION		Balance December 31, 1973	
STATUTORY EXPENDITURES		REAL PROPERTY VALUATIONS		CURRENT FINANCES DECEMBER 31, 1973	
Pensions & F. I. C. A.	4,122.69	Code Class # of Parcels % VAL'N ASSESSED VALUATION		ASSETS	
Employee Fringe Benefits	540.00	1 Vacant Land 381 18.03 4,729,734.00		Cash Dec. 31, 1973	
Other Statutory Expenditures		2 Residential 473 56.85 14,913,350.00		Taxes Receivable	
MUNICIPAL FUNCTIONS	167,240.68	3 Farm 206 17.01 4,462,016.00		Tax Title Liens	
CAPITAL IMPROVEMENTS	74,724.50	4a Commercial 17 6.89 1,807,600.00		Foreclosed Property	
DEBT SERVICE		4b Industrial 2 1.22 320,800.00		Emergencies & Other Deferred Charges	
Principal Payments		4c Apartments		State Aid Receivable	
Interest Payments		Total 1079 26,233,500.00		Other Receivables	
DEFERRED CHARGES	3,832.66	Land Area 20.60 Sq. Miles		Total	
SCHOOL, COUNTY, SPECIAL DISTRICT TAXES	769,945.92	Net Valuation Taxable-Municipal		LIABILITIES, RESERVES, AND SURPLUS	
RESERVE FOR UNCOLLECTED TAXES	147,980.99	Net Valuation Taxable-County		Cash Liabilities	
EMERGENCY EMPLOYMENT ACT OF 1971		State Equalized Valuation		Reserves for Receivables	
EXPENDITURES	1,089,000.25	State Equalization Ratio 89.84		Surplus Dec. 31, 1973	
TOTAL				Total	

0302

Population 1970 3,115  
 Population 1973 3,185  
 S & P Rating  
 Moody Rating

General Tax Rate Per \$100. 4.66  
 State Equalized Tax Rate 3.92

## BEVERLY CITY — BURLINGTON CO.

Form of Government:  
 Special Charter (P.L. 1857 c.162)  
 Number of Members on Governing Body 9

PER CAPITA:  
 Gross Debt 70.57  
 Net Debt 4.63  
 Debt Service 7.32  
 Total Tax Levy 197.40  
 Municipal Expenditures 118.40

PER CENT:  
 Gross Debt 1.51  
 Net Debt .10  
 Tax Levy Collected 86.22  
 Tax Levy Cancelled, Abated or Adjusted .09

EXPENDITURES		REVENUES-REALIZED		1973 PROPERTY TAX	
<b>GENERAL GOVERNMENT</b>				<b>STATE EQUALIZED TAX RATE</b> <u>2.27</u>	
Governing Body & Public Boards		1973 Property Taxes Collected	542,721.77	Local District School Taxes	371,329.50
Municipal Clerk	4,300.00	1973 Payments in Lieu of Taxes	10,530.34	Regional & Consolidated School Tax	
Financial Administration	1,800.00	Delinquent Tax & Lien Collections	77,689.23	School Taxes in Municipal Budget	.06 10,584.50
Assessment of Taxes	5,700.00	Business Personalty Replacement Taxes	20,002.71	County Taxes	.67 109,979.47
Collection of Taxes	900.00	Taxes from Public Utilities	47,462.07	County Library Taxes	.02 4,073.25
Planning, Housing & Development		Other Miscellaneous Tax Revenues		Local Municipal Purpose Taxes	.78 128,654.21
Human Resources		State Aid Revenues	20,165.66	Veteran & Senior Citizen Taxes	.12 19,110.00
Elections		Federal Aid Revenues	12,745.79	Total Taxes for Rate Computation	3.92 643,730.93
General Administration (other)	24,024.48	State and Local Fiscal Assistance Act Utilized	33,387.00	Special District Taxes	
<b>JUDICIARY</b>		Sale of Acquired Property		Bank Stock Taxes	2,602.29
Municipal Courts	2,941.40	Other Miscellaneous Revenues	30,577.43	Added and Omitted Taxes	1,496.65
<b>PUBLIC SAFETY</b>		Other Revenues, Revenue Sharing Tax Effort	13,164.99	Total Taxes Levied - ABSTRACT	628,719.87
Fire Protection	13,800.00	Total	808,446.99	Total Taxes Billed	629,473.26
Police Protection	78,056.00	Prior Years Surplus Appropriated	60,000.00	1973 TAXES COLLECTED	542,721.77
Civil Defense & Disaster Control	885.52	REVENUES TOTAL	868,446.99	1973 Taxes Cancelled, Abated or Adjusted	595.24
Environmental Inspection & Control	1,100.00			Transfer to Tax Title Liens or Foreclosed	14,210.63
Other Public Safety				Balance Outstanding Dec. 31, 1973	71,945.62
<b>PUBLIC WORKS</b>		<b>CAPITAL OUTLAY</b>	<b>TOTAL</b>	<b>PRIOR YEARS TAXES OUTSTANDING</b>	
Streets and Drainage	49,300.00	Public Enterprises		Balance January 1, 1973	76,064.64
Sewers and Sewage Processing		Recreation—Culture		Collected in 1973	56,651.02
Garbage and Trash Disposal	5,000.00	Public Works		Cancelled, Abated or Adjusted 1973	
Public Buildings and Grounds	18,959.44	Buildings and Grounds		Transfers to Tax Title Liens or Foreclosed	2,397.06
Other Public Works		Library and Education		Balance December 31, 1973	17,016.56
<b>HEALTH and WELFARE</b>		Conservation		<b>TAX TITLE LIENS OUTSTANDING</b>	
Health Services Except Environmental	2,800.00	All Other		Balance January 1, 1973	51,548.37
Welfare-Public Assistance	2,313.60			Transfers From Taxes	16,850.76
Hospitals, Clinics, First Aid				Redeemed in 1973	21,038.21
Animal, Insect, & Rodent Control	500.00			Cancelled, Abated or Adjusted (1973)	2,053.18
Other Welfare Services				Transfers to Foreclosed Property	6,493.90
<b>RECREATION and CONSERVATION</b>				Balance December 31, 1973	38,813.84
Beaches and Boardwalks				<b>PROPERTY ACQUIRED BY DEED OR FORECLOSURE</b>	
Parks, Playgrounds, Shade Trees	5,500.00			Balance January 1, 1973	23,866.10
Land Reclamation & Conservation				Transfers From Taxes or Liens	6,493.90
Other Recreational Services	700.00			Sale for Cash (1973)	9,150.00
<b>EDUCATION (excluding schools)</b>				Cancelled, Abated or Adjusted (1973)	
Libraries	1,000.00			Balance December 31, 1973	21,210.00
Other Educational Services				<b>CURRENT FINANCES DECEMBER 31, 1973</b>	
<b>STATUTORY EXPENDITURES</b>				<b>ASSETS</b>	
Pensions & F. I. C. A.	12,600.00			Cash Dec. 31, 1973	175,308.99
Employee Fringe Benefits	2,700.00			Taxes Receivable	88,962.18
Other Statutory Expenditures				Tax Title Liens	38,813.84
<b>MUNICIPAL FUNCTIONS</b>	<b>TOTAL</b>			Foreclosed Property	21,210.00
CAPITAL IMPROVEMENTS *MEMO*	33,295.00			Emergencies & Other Deferred Charges	11,964.44
<b>DEBT SERVICE</b>				State Aid Receivable	8,000.00
Principal Payments	14,560.00			Other Receivables	1,196.00
Interest Payments	9,750.00			Total	345,455.45
<b>TYPE I SCHL DEBT *MEMO</b>	<b>17,810.00</b>			<b>LIABILITIES, RESERVES, AND SURPLUS</b>	
DEFERRED CHARGES	7,800.00			Cash Liabilities	44,780.85
SCHOOL, COUNTY, SPECIAL DISTRICT TAXES	495,966.72			Reserves for Receivables	150,182.02
RESERVE FOR UNCOLLECTED TAXES	95,115.00			Surplus Dec. 31, 1973	150,492.58
EMERGENCY EMPLOYMENT ACT OF 1971	16,000.00			Total	345,455.45
EXPENDITURES TOTAL	873,072.16				

1971/3000

\* ABOVE DEBT SERVICE INCLUDES TYPE I SCHOOL DEBT

2104

Population 1970 2,190  
 Population 1973 2,440  
 S & P Rating  
 Moody Rating

General Tax Rate Per \$100. 1.19  
 State Equalized Tax Rate .69

BLAIRSTOWN TOWNSHIP — WARREN CO.  
 Form of Government:  
 Township Committee  
 Number of Members on Governing Body 5

PER CAPITA: 492.44  
 Gross Debt  
 Net Debt  
 Debt Service 153.73  
 Total Tax Levy 554.71  
 Municipal Expenditures  
 PER CENT: 2.97  
 Gross Debt  
 Net Debt  
 Tax Levy Collected 89.49  
 Tax Levy Cancelled, Abated or Adjusted .10

EXPENDITURES		REVENUES-REALIZED		1973 PROPERTY TAX	
GENERAL GOVERNMENT				STATE EQUALIZED TAX RATE	
Governing Body & Public Boards				Local District School Taxes	
Municipal Clerk				Regional & Consolidated School Tax	
Financial Administration	6,200.00	1973 Property Taxes Collected	333,696.54	School Taxes in Municipal Budget	
Assessment of Taxes	6,400.00	1973 Payments in Lieu of Taxes		County Taxes	.65 343,505.11
Collection of Taxes	4,000.00	Delinquent Tax & Lien Collections	42,432.57	County Library Taxes	.02 11,401.46
Planning, Housing & Development	13,505.00	Business Personality Replacement Taxes	24,592.00	Local Municipal Purpose Taxes	
Human Resources		Taxes from Public Utilities	1,476,758.11	Veteran & Senior Citizen Taxes	.03 13,900.00
Elections		Other Miscellaneous Tax Revenues		Total Taxes for Rate Computation	.70 368,806.57
General Administration (other)	86,000.00	State Aid Revenues	8,347.00	Special District Taxes	
JUDICIARY		Federal Aid Revenues		Bank Stock Taxes	2,131.00
Municipal Courts	2,550.00	State and Local Fiscal Assistance Act Utilized	75,239.00	Added and Omitted Taxes	18,055.56
PUBLIC SAFETY		Sale of Acquired Property		Total Taxes Levied - ABSTRACT	375,093.13
Fire Protection	19,300.00	Other Miscellaneous Revenues	139,465.15	Total Taxes Billed	372,882.37
Police Protection	22,357.00	Other Revenues, Revenue Sharing Tax Effort	5,748.33	1973 TAXES COLLECTED	333,696.54
Civil Defense & Disaster Control	4,800.00	Total	2,106,278.70	1973 Taxes Cancelled, Abated or Adjusted	362.83
Environmental Inspection & Control	2,175.00	Prior Years Surplus Appropriated	329,128.16	Transfer to Tax Title Liens or Foreclosed	648.85
Other Public Safety		REVENUES	2,435,406.86	Balance Outstanding Dec. 31, 1973	38,174.15
PUBLIC WORKS		CAPITAL OUTLAY	46,820.94	PRIOR YEARS TAXES OUTSTANDING	
Streets and Drainage	196,041.00	TOTAL		Balance January 1, 1973	42,768.25
Sewers and Sewage Processing		Public Enterprises		Collected in 1973	42,132.57
Garbage and Trash Disposal	16,500.00	Recreation—Culture		Cancelled, Abated or Adjusted 1973	121.96
Public Buildings and Grounds	15,600.00	Public Works		Transfers to Tax Title Liens or Foreclosed	434.51
Other Public Works		Buildings and Grounds	46,820.94	Balance December 31, 1973	79.21
HEALTH and WELFARE		Library and Education		TAX TITLE LIENS OUTSTANDING	
Health Services Except Environmental	4,680.00	Conservation		Balance January 1, 1973	1,224.15
Welfare-Public Assistance	500.00	All Other		Transfers From Taxes	1,118.12
Hospitals, Clinics, First Aid	250.00	CAPITAL DEBT AUTHORIZED, DECEMBER 31, 1973		Redeemed in 1973	300.00
Animal, Insect, & Rodent Control	120.00	ISSUED AND UNISSUED		Cancelled, Abated or Adjusted (1973)	
Other Welfare Services		School	1,201,559	Transfers to Foreclosed Property	
RECREATION and CONSERVATION		Self-liquidating		Balance December 31, 1973	2,042.27
Beaches and Boardwalks		Other		PROPERTY ACQUIRED BY DEED OR	
Parks, Playgrounds, Shade Trees	4,000.00	Total	1,201,559	FORECLOSURE	
Land Reclamation & Conservation	2,500.00	ISSUED AND OUTSTANDING		Balance January 1, 1973	
Other Recreational Services	5,700.00	School	1,201,559.84	Transfers From Taxes or Liens	
EDUCATION (excluding schools)		Self-Liquidating		Sale for Cash (1973)	
Libraries	2,500.00	Other		Cancelled, Abated or Adjusted (1973)	
Other Educational Services	410,174.00	Total	1,201,559.84	Balance December 31, 1973	
STATUTORY EXPENDITURES		EQUALIZED VALUATION BASIS		CURRENT FINANCES DECEMBER 31, 1973	
Pensions & F. I. C. A.	11,908.00	FOR NET DEBT COMPUTATION	40,425,470.33	ASSETS	
Employee Fringe Benefits	6,000.00	REAL PROPERTY VALUATIONS		Cash Dec. 31, 1973	3,258,941.63
Other Statutory Expenditures		Code Class # of Parcels % VAL'N		Taxes Receivable	38,253.36
MUNICIPAL FUNCTIONS	843,760.00	1 Vacant Land 358 11.53	3,534,154.00	Tax Title Liens	2,042.27
CAPITAL IMPROVEMENTS	*MEMO* 40,341.00	2 Residential 674 55.03	16,861,560.00	Foreclosed Property	
DEBT SERVICE		3 Farm 255 16.81	5,149,620.00	Emergencies & Other Deferred Charges	15,495.62
Principal Payments		4a Commercial 89 12.83	3,931,075.00	State Aid Receivable	102,833.00
Interest Payments		4b Industrial 6 3.80	1,164,125.00	Other Receivables	3,545.09
DEFERRED CHARGES	468,125.26	4c Apartments		Total	3,421,110.97
SCHOOL, COUNTY, SPECIAL DISTRICT TAXES	354,906.57	Total 1382	30,640,534.00	LIABILITIES, RESERVES, AND SURPLUS	
RESERVE FOR UNCOLLECTED TAXES	41,600.00	Land Area 30.90 Sq. Miles		Cash Liabilities	667,350.33
EMERGENCY EMPLOYMENT ACT OF 1971		Net Valuation Taxable-Municipal	30,814,141.00	Reserves for Receivables	43,840.72
EXPENDITURES		Net Valuation Taxable-County	44,977,371.00	Surplus Dec. 31, 1973	2,709,919.92
TOTAL	1,708,391.83	State Equalized Valuation	52,649,260.00	Total	3,421,110.97
		State Equalization Ratio	58.39		

0702

Population 1970 52,105  
 Population 1973 52,600  
 S & P Rating AA  
 Moody Rating AA

General Tax Rate Per \$100. 4.89  
 State Equalized Tax Rate 4.23

## BLOOMFIELD TOWN — ESSEX CO.

Form of Government:

Special Charter (P.L. 1955 c.201)

Number of Members on Governing Body 7

PER CAPITA:		PER CENT:
Gross Debt	274.49	Gross Debt
Net Debt	111.89	Net Debt
Debt Service	20.08	Tax Levy Collected
Total Tax Levy	399.63	Tax Levy Cancelled, Abated or Adjusted
Municipal Expenditures	192.62	

EXPENDITURES		REVENUES-REALIZED		1973 PROPERTY TAX	
GENERAL GOVERNMENT				STATE EQUALIZED TAX RATE 1.71	
Governing Body & Public Boards		1973 Property Taxes Collected	20,233,969.03	Local District School Taxes	8,581,416.61
Municipal Clerk	58,028.97	1973 Payments in Lieu of Taxes		Regional & Consolidated School Tax	
Financial Administration	117,245.96	Delinquent Tax & Lien Collections	464,641.86	School Taxes in Municipal Budget	461,243.46
Assessment of Taxes	40,910.00	Business Personalty Replacement Taxes	788,709.17	County Taxes	6,406,984.46
Collection of Taxes		Taxes from Public Utilities	754,210.55	County Library Taxes	
Planning, Housing & Development	30,328.80	Other Miscellaneous Tax Revenues		Local Municipal Purpose Taxes	5,452,160.77
Human Resources	18,936.00	State Aid Revenues	328,204.82	Veteran & Senior Citizen Taxes	269,850.00
Elections		Federal Aid Revenues	32,671.79	Total Taxes for Rate Computation	21,171,655.30
General Administration (other)	352,820.96	State and Local Fiscal Assistance Act Utilized	520,401.00	Special District Taxes	
JUDICIARY		Sale of Acquired Property	42,750.00	Bank Stock Taxes	29,084.16
Municipal Courts	66,403.51	Other Miscellaneous Revenues	675,372.48	Added and Omitted Taxes	89,667.93
PUBLIC SAFETY		Other Revenues, Revenue Sharing Tax Effort	172,580.23	Total Taxes Levied - ABSTRACT	21,020,557.39
Fire Protection	1,573,770.00	Total	24,013,510.93	Total Taxes Billed	20,233,969.03
Police Protection	2,035,155.00	Prior Years Surplus Appropriated	1,000,000.00	1973 TAXES COLLECTED	
Civil Defense & Disaster Control	13,964.75	REVENUES TOTAL	25,013,510.93	1973 Taxes Cancelled, Abated or Adjusted	288,247.53
Environmental Inspection & Control	46,262.23			Transfer to Tax Title Liens or Foreclosed	11,931.60
Other Public Safety				Balance Outstanding Dec. 31, 1973	490,131.20
PUBLIC WORKS		CAPITAL OUTLAY TOTAL	478,652.85		
Streets and Drainage	414,354.15	Public Enterprises	39,462.05	PRIOR YEARS TAXES OUTSTANDING	
Sewers and Sewage Processing	169,750.00	Recreation—Culture	11,859.19	Balance January 1, 1973	512,020.10
Garbage and Trash Disposal	467,300.00	Public Works	242,036.49	Collected in 1973	449,470.35
Public Buildings and Grounds	261,780.00	Buildings and Grounds	185,295.12	Cancelled, Abated or Adjusted 1973	
Other Public Works	112,000.00	Library and Education		Transfers to Tax Title Liens or Foreclosed	11,005.13
HEALTH and WELFARE		Conservation		Balance December 31, 1973	51,544.62
Health Services Except Environmental	227,314.32	All Other		TAX TITLE LIENS OUTSTANDING	
Welfare-Public Assistance	12,514.00			Balance January 1, 1973	83,236.69
Hospitals, Clinics, First Aid		CAPITAL DEBT AUTHORIZED, DECEMBER 31, 1973		Transfers From Taxes	24,278.98
Animal, Insect, & Rodent Control	4,000.00	ISSUED AND UNISSUED		Redeemed in 1973	15,171.51
Other Welfare Services		School	8,553,000	Cancelled, Abated or Adjusted (1973)	2,533.51
RECREATION and CONSERVATION		Self-Liquidating		Transfers to Foreclosed Property	
Beaches and Boardwalks		Other	5,885,167	Balance December 31, 1973	89,810.65
Parks, Playgrounds, Shade Trees	101,735.00	Total	14,438,167	PROPERTY ACQUIRED BY DEED OR FORECLOSURE	
Land Reclamation & Conservation				Balance January 1, 1973	113,600.00
Other Recreational Services	203,080.00	ISSUED AND OUTSTANDING		Transfers From Taxes or Liens	
EDUCATION (excluding schools)		School	4,003,000.00	Sale for Cash (1973)	
Libraries	359,910.00	Self-Liquidating		Cancelled, Abated or Adjusted (1973)	
Other Educational Services		Other	4,580,000.00	Balance December 31, 1973	113,600.00
STATUTORY EXPENDITURES		Total	8,583,000.00		
Pensions & F. I. C. A.	676,100.00	EQUALIZED VALUATION BASIS		CURRENT FINANCES DECEMBER 31, 1973	
Employee Fringe Benefits	210,000.00	FOR NET DEBT COMPUTATION	460,267,855.33	ASSETS	
Other Statutory Expenditures		REAL PROPERTY VALUATIONS		Cash Dec. 31, 1973	2,749,067.97
MUNICIPAL FUNCTIONS TOTAL	7,573,663.65	Code Class # of Parcels % VAL'N		Taxes Receivable	541,675.82
CAPITAL IMPROVEMENTS *MEMO*	115,000.00	1 Vacant Land 373 .63	2,692,200.00	Tax Title Liens	89,810.65
DEBT SERVICE		2 Residential 10205 64.77	276,793,700.00	Foreclosed Property	113,600.00
Principal Payments	685,000.00	3 Farm		Emergencies & Other Deferred Charges	80,346.35
Interest Payments	371,328.75	4a Commercial 750 16.25	69,432,500.00	State Aid Receivable	31,628.51
TYPE I SCHL DEBT *MEMO	538,315.00	4b Industrial 80 8.03	34,334,300.00	Other Receivables	10,000.00
DEFERRED CHARGES	37,749.46	4c Apartments 106 10.32	44,111,700.00	Total	3,616,129.30
SCHOOL, COUNTY, SPECIAL DISTRICT TAXES	15,449,644.53	Total 11514	427,364,400.00	LIABILITIES, RESERVES, AND SURPLUS	
RESERVE FOR UNCOLLECTED TAXES	1,427,100.00	Land Area 5.40 Sq. Miles		Cash Liabilities	1,059,968.81
EMERGENCY EMPLOYMENT ACT OF 1971	36,811.77	Net Valuation Taxable-Municipal	433,034,300.00	Reserves for Receivables	755,086.47
EXPENDITURES TOTAL	25,581,298.16	Net Valuation Taxable-County	488,016,683.00	Surplus Dec. 31, 1973	1,801,074.02
		State Equalized Valuation	499,820,686.00	Total	3,616,129.30
		State Equalization Ratio	86.53		

1601

Population 1970 7,825  
 Population 1973 8,130  
 S & P Rating  
 Moody Rating

General Tax Rate Per \$100. 5.66  
 State Equalized Tax Rate 3.60

BLOOMINGDALE BOROUGH — PASSAIC CO.  
 Form of Government:  
 Borough Council  
 Number of Members on Governing Body 6

PER CAPITA: 332.27  
 Gross Debt 100.93  
 Net Debt 9.47  
 Debt Service 345.02  
 Total Tax Levy 124.23  
 Municipal Expenditures

PER CENT: 3.83  
 Gross Debt 1.16  
 Net Debt 96.58  
 Tax Levy Collected  
 Tax Levy Cancelled, Abated or Adjusted .04

EXPENDITURES		REVENUES-REALIZED		1973 PROPERTY TAX	
GENERAL GOVERNMENT				STATE EQUALIZED TAX RATE 2.24	
Governing Body & Public Boards	31,585.00	1973 Property Taxes Collected 2,711,985.95		Local District School Taxes	1,741,206.45
Municipal Clerk		1973 Payments in Lieu of Taxes 109,318.66		Regional & Consolidated School Tax	
Financial Administration	4,200.00	Delinquent Tax & Lien Collections 52,586.12		School Taxes in Municipal Budget	
Assessment of Taxes	8,460.00	Business Personalty Replacement Taxes 93,425.43		County Taxes	456,708.62
Collection of Taxes	15,450.00	Taxes from Public Utilities 35,314.75		County Library Taxes	
Planning, Housing & Development	13,065.00	Other Miscellaneous Tax Revenues 14,600.00		Local Municipal Purpose Taxes	567,191.92
Human Resources		Federal Aid Revenues 80,660.00		Veteran & Senior Citizen Taxes	41,410.00
Elections	1,400.00	State and Local Fiscal Assistance Act Utilized 39,781.27		Total Taxes for Rate Computation	2,806,516.99
General Administration (other)	60,650.00	Sale of Acquired Property 32,207.59		Special District Taxes	
JUDICIARY		Other Miscellaneous Revenues 3,169,879.77		Bank Stock Taxes	4,914.47
Municipal Courts	5,350.00	Prior Years Surplus Appropriated 100,000.00		Added and Omitted Taxes	35,008.01
PUBLIC SAFETY		TOTAL 3,269,879.77		Total Taxes Levied - ABSTRACT	2,805,029.47
Fire Protection	19,875.00	CAPITAL OUTLAY TOTAL 140,350.41		Total Taxes Billed	2,808,147.15
Police Protection	164,555.00	Public Enterprises		1973 TAXES COLLECTED	2,711,985.95
Civil Defense & Disaster Control	250.00	Recreation—Culture		1973 Taxes Cancelled, Abated or Adjusted	1,150.00
Environmental Inspection & Control	11,190.00	Public Works 136,228.41		Transfer to Tax Title Liens or Foreclosed	12,389.74
Other Public Safety		Buildings and Grounds 4,122.00		Balance Outstanding Dec. 31, 1973	82,621.46
PUBLIC WORKS		Library and Education		PRIOR YEARS TAXES OUTSTANDING	
Streets and Drainage	134,305.00	Conservation		Balance January 1, 1973	97,483.56
Sewers and Sewage Processing	39,700.00	All Other		Collected in 1973	94,714.84
Garbage and Trash Disposal	93,169.50	CAPITAL DEBT AUTHORIZED, DECEMBER 31, 1973		Cancelled, Abated or Adjusted 1973	1,931.88
Public Buildings and Grounds	19,695.00	ISSUED AND UNISSUED GROSS DEBT 1,865,000		Transfers to Tax Title Liens or Foreclosed	836.84
Other Public Works	14,000.00	NET DEBT		Balance December 31, 1973	
HEALTH and WELFARE		School 836,350		TAX TITLE LIENS OUTSTANDING	
Health Services Except Environmental	29,020.00	Self-liquidating 820,534		Balance January 1, 1973	39,197.61
Welfare-Public Assistance	2,200.00	Other 820,534		Transfers From Taxes	13,481.66
Hospitals, Clinics, First Aid	4,000.00	Total 2,701,350		Redeemed in 1973	14,603.82
Animal, Insect, & Rodent Control	2,000.00	ISSUED AND OUTSTANDING		Cancelled, Abated or Adjusted (1973)	721.87
Other Welfare Services		School 1,865,000.00		Transfers to Foreclosed Property	
RECREATION and CONSERVATION		Self-Liquidating 678,500.00		Balance December 31, 1973	37,353.58
Beaches and Boardwalks		Other 2,543,500.00		PROPERTY ACQUIRED BY DEED OR FORECLOSURE	
Parks, Playgrounds, Shade Trees	2,500.00	EQUALIZED VALUATION BASIS		Balance January 1, 1973	53,500.00
Land Reclamation & Conservation	800.00	FOR NET DEBT COMPUTATION 70,486,468.00		Transfers From Taxes or Liens	
Other Recreational Services	17,600.00	REAL PROPERTY VALUATIONS		Sale for Cash (1973)	
EDUCATION (excluding schools)		Code Class # of Parcels % VAL'N ASSESSED VALUATION		Cancelled, Abated or Adjusted (1973)	
Libraries	14,200.00	1 Vacant Land 215 5.63 2,772,000.00		Balance December 31, 1973	53,500.00
Other Educational Services		2 Residential 2150 83.25 41,023,700.00		CURRENT FINANCES DECEMBER 31, 1973	
STATUTORY EXPENDITURES		3 Farm 3 .10 47,200.00		ASSETS	
Pensions & F. I. C. A.	40,800.00	4a Commercial 108 9.05 4,458,300.00		Cash Dec. 31, 1973	336,731.78
Employee Fringe Benefits	17,000.00	4b Industrial 6 .64 313,300.00		Taxes Receivable	82,621.46
Other Statutory Expenditures		4c Apartments 5 1.34 662,500.00		Tax Title Liens	37,353.58
MUNICIPAL FUNCTIONS	767,019.50	Total 2487 49,277,000.00		Foreclosed Property	53,500.00
CAPITAL IMPROVEMENTS	*MEMO* 71,500.00	Land Area 8.74 Sq. Miles		Emergencies & Other Deferred Charges	19,900.00
DEBT SERVICE		Net Valuation Taxable-Municipal 49,626,969.00		State Aid Receivable	61,589.66
Principal Payments	40,000.00	Net Valuation Taxable-County 72,847,479.00		Other Receivables	
Interest Payments	37,000.00	State Equalized Valuation 77,672,102.00		Total	591,696.48
DEFERRED CHARGES	10,700.00	State Equalization Ratio 63.73		LIABILITIES, RESERVES, AND SURPLUS	
SCHOOL, COUNTY, SPECIAL DISTRICT TAXES	2,197,915.07			Cash Liabilities	166,273.99
RESERVE FOR UNCOLLECTED TAXES	140,665.64			Reserves for Receivables	173,475.04
EMERGENCY EMPLOYMENT ACT OF 1971	14,600.00			Surplus Dec. 31, 1973	251,947.45
EXPENDITURES TOTAL	3,207,900.21			Total	591,696.48

1003

Population 1970 880  
 Population 1973 885  
 S & P Rating  
 Moody Rating

General Tax Rate Per \$100. 5.66  
 State Equalized Tax Rate 3.12

## BLOOMSBURY BOROUGH — HUNTERDON CO.

Form of Government:

Borough Council

Number of Members on Governing Body 6

PER CAPITA:

Gross Debt 204.80  
 Net Debt 17.80  
 Debt Service 6.21  
 Total Tax Levy 283.01  
 Municipal Expenditures 88.39

PER CENT:

Gross Debt 3.04  
 Net Debt .26  
 Tax Levy Collected 96.01  
 Tax Levy Cancelled, Abated or Adjusted .07

EXPENDITURES		REVENUES-REALIZED		1973 PROPERTY TAX	
GENERAL GOVERNMENT				STATE EQUALIZED TAX RATE — 2.29	
Governing Body & Public Boards		1973 Property Taxes Collected	240,939.91	Local District School Taxes	160,023.00
Municipal Clerk		1973 Payments in Lieu of Taxes		Regional & Consolidated School Tax	
Financial Administration	970.00	Delinquent Tax & Lien Collections	7,176.64	School Taxes in Municipal Budget	
Assessment of Taxes	1,150.00	Business Personalty Replacement Taxes	10,255.26	County Taxes	29,568.71
Collection of Taxes	1,265.00	Taxes from Public Utilities	8,279.01	County Library Taxes	1,516.93
Planning, Housing & Development	1,335.00	Other Miscellaneous Tax Revenues		Local Municipal Purpose Taxes	20,069.17
Human Resources		State Aid Revenues	4,322.49	Veteran & Senior Citizen Taxes	6,550.00
Elections	250.00	Federal Aid Revenues		Total Taxes for Rate Computation	217,727.81
General Administration (other)	7,642.63	State and Local Fiscal Assistance Act Utilized	5,203.00	Special District Taxes	
JUDICIARY		Sale of Acquired Property		Bank Stock Taxes	3,213.60
Municipal Courts	1,355.00	Other Miscellaneous Revenues	8,768.37	Added and Omitted Taxes	36,072.70
PUBLIC SAFETY		Other Revenues, Revenue Sharing Tax Effort	472.36	Total Taxes Levied - ABSTRACT	250,464.11
Fire Protection	5,570.00	Total	285,417.04	Total Taxes Billed	250,949.21
Police Protection	3,975.00	Prior Years Surplus Appropriated	29,000.00	1973 TAXES COLLECTED	240,939.91
Civil Defense & Disaster Control	125.00	REVENUES TOTAL	314,417.04	1973 Taxes Cancelled, Abated or Adjusted	180.00
Environmental Inspection & Control	100.00			Transfer to Tax Title Liens or Foreclosed	
Other Public Safety		CAPITAL OUTLAY TOTAL		Balance Outstanding Dec. 31, 1973	9,829.30
PUBLIC WORKS				PRIOR YEARS TAXES OUTSTANDING	
Streets and Drainage	7,910.92	Public Enterprises		Balance January 1, 1973	7,937.59
Sewers and Sewage Processing		Recreation—Culture		Collected in 1973	7,176.64
Garbage and Trash Disposal	9,530.00	Public Works		Cancelled, Abated or Adjusted 1973	
Public Buildings and Grounds	6,804.35	Buildings and Grounds		Transfers to Tax Title Liens or Foreclosed	
Other Public Works		Library and Education		Balance December 31, 1973	760.95
HEALTH and WELFARE		Conservation		TAX TITLE LIENS OUTSTANDING	
Health Services Except Environmental	135.00	All Other		Balance January 1, 1973	
Welfare-Public Assistance		CAPITAL DEBT AUTHORIZED, DECEMBER 31, 1973		Transfers From Taxes	
Hospitals, Clinics, First Aid		ISSUED AND UNISSUED GROSS DEBT NET DEBT		Redeemed in 1973	
Animal, Insect, & Rodent Control		School 165,500		Cancelled, Abated or Adjusted (1973)	
Other Welfare Services		Self-liquidating 12,750	12,750	Transfers to Foreclosed Property	
RECREATION and CONSERVATION		Other 3,000	3,000	Balance December 31, 1973	
Beaches and Boardwalks		Total 181,250	15,750	PROPERTY ACQUIRED BY DEED OR	
Parks, Playgrounds, Shade Trees				FORECLOSURE	
Land Reclamation & Conservation		ISSUED AND OUTSTANDING		Balance January 1, 1973	1,100.00
Other Recreational Services	25.00	School 163,000.00		Transfers From Taxes or Liens	
EDUCATION (excluding schools)		Self-Liquidating 12,750.00		Sale for Cash (1973)	
Libraries		Other 3,000.00		Cancelled, Abated or Adjusted (1973)	
Other Educational Services		Total 178,750.00		Balance December 31, 1973	1,100.00
STATUTORY EXPENDITURES		EQUALIZED VALUATION BASIS		CURRENT FINANCES DECEMBER 31, 1973	
Pensions & F. I. C. A.	1,000.00	FOR NET DEBT COMPUTATION	5,963,891.00	ASSETS	
Employee Fringe Benefits		REAL PROPERTY VALUATIONS		Cash Dec. 31, 1973	156,411.19
Other Statutory Expenditures		Code Class # of Parcels % VAL'N ASSESSED VALUATION		Taxes Receivable	10,590.25
MUNICIPAL FUNCTIONS TOTAL	49,142.90	1 Vacant Land 38 4.03 150,025.00		Tax Title Liens	
CAPITAL IMPROVEMENTS *MEMO*		2 Residential 246 70.72 2,632,245.00		Foreclosed Property	1,100.00
DEBT SERVICE		3 Farm 4 4.25 158,230.00		Emergencies & Other Deferred Charges	5,271.65
Principal Payments	5,000.00	4a Commercial 16 11.36 422,900.00		State Aid Receivable	5,335.33
Interest Payments	500.00	4b Industrial 13 9.05 336,650.00		Other Receivables	5,113.76
DEFERRED CHARGES	2,197.68	4c Apartments 1 .59 21,800.00		Total	183,822.18
SCHOOL, COUNTY, SPECIAL DISTRICT TAXES	151,108.64	Total 318 3,721,850.00		LIABILITIES, RESERVES, AND SURPLUS	
RESERVE FOR UNCOLLECTED TAXES	21,380.58	Land Area .80 Sq. Miles		Cash Liabilities	95,264.91
EMERGENCY EMPLOYMENT ACT OF 1971		Net Valuation Taxable-Municipal	3,851,393.00	Reserves for Receivables	16,804.01
EXPENDITURES TOTAL	269,329.80	Net Valuation Taxable-County	6,453,430.00	Surplus Dec. 31, 1973	71,753.26
		State Equalized Valuation	6,882,400.00	Total	183,822.18
		State Equalization Ratio	55.13		

0204

Population 1970 8,960  
 Population 1973 9,060  
 S & P Rating  
 Moody Rating

General Tax Rate Per \$100. 4.42  
 State Equalized Tax Rate 3.21

BOGOTA BOROUGH — BERGEN COUNTY  
 Form of Government:  
 Borough Council  
 Number of Members on Governing Body 6

PER CAPITA:  
 Gross Debt 107.23  
 Net Debt 19.26  
 Debt Service .35  
 Total Tax Levy 312.50  
 Municipal Expenditures 125.55

PER CENT:  
 Gross Debt 1.23  
 Net Debt .22  
 Tax Levy Collected 98.68  
 Tax Levy Cancelled, Abated or Adjusted .09

EXPENDITURES		REVENUES-REALIZED		1973 PROPERTY TAX	
GENERAL GOVERNMENT				STATE EQUALIZED TAX RATE — 2.34	
Governing Body & Public Boards		1973 Property Taxes Collected	2,796,767.33	Local District School Taxes	2,088,532.50
Municipal Clerk		1973 Payments in Lieu of Taxes		Regional & Consolidated School Tax	
Financial Administration	6,277.00	Delinquent Tax & Lien Collections	35,065.24	School Taxes in Municipal Budget	
Assessment of Taxes	7,380.00	Business Personalty Replacement Taxes	240,052.29	County Taxes	323,722.86
Collection of Taxes	17,265.00	Taxes from Public Utilities	122,566.09	County Library Taxes	
Planning, Housing & Development	2,200.00	Other Miscellaneous Tax Revenues		Local Municipal Purpose Taxes	398,754.86
Human Resources		State Aid Revenues	34,991.01	Veteran & Senior Citizen Taxes	54,760.00
Elections	1,500.00	Federal Aid Revenues	5,508.45	Total Taxes for Rate Computation	2,865,770.22
General Administration (other)	85,545.00	State and Local Fiscal Assistance Act Utilized	67,129.75	Special District Taxes	
JUDICIARY		Sale of Acquired Property		Bank Stock Taxes	9,682.69
Municipal Courts	9,300.00	Other Miscellaneous Revenues	43,430.39	Added and Omitted Taxes	10,533.07
PUBLIC SAFETY		Other Revenues, Revenue Sharing Tax Effort	19,818.46	Total Taxes Levied - ABSTRACT	2,831,225.98
Fire Protection	41,677.50	Total	3,365,329.01	Total Taxes Billed	2,834,069.52
Police Protection	284,050.00	Prior Years Surplus Appropriated	225,000.00	1973 TAXES COLLECTED	2,796,767.33
Civil Defense & Disaster Control	3,750.00	REVENUES TOTAL	3,590,329.01	1973 Taxes Cancelled, Abated or Adjusted	2,662.60
Environmental Inspection & Control	2,900.00	CAPITAL OUTLAY TOTAL	126,412.08	Transfer to Tax Title Liens or Foreclosed	5,091.84
Other Public Safety				Balance Outstanding Dec. 31, 1973	29,547.75
PUBLIC WORKS				PRIOR YEARS TAXES OUTSTANDING	
Streets and Drainage	188,244.25	Public Enterprises		Balance January 1, 1973	36,635.50
Sewers and Sewage Processing	60,080.37	Recreation—Culture		Collected in 1973	34,576.13
Garbage and Trash Disposal	78,646.00	Public Works	24,388.00	Cancelled, Abated or Adjusted 1973	99.90
Public Buildings and Grounds	37,401.00	Buildings and Grounds	102,024.08	Transfers to Tax Title Liens or Foreclosed	1,959.47
Other Public Works	4,800.00	Library and Education		Balance December 31, 1973	
HEALTH and WELFARE		Conservation		TAX TITLE LIENS OUTSTANDING	
Health Services Except Environmental	7,000.00	All Other		Balance January 1, 1973	9,003.67
Welfare-Public Assistance	1,500.00	CAPITAL DEBT AUTHORIZED, DECEMBER 31, 1973		Transfers From Taxes	7,299.54
Hospitals, Clinics, First Aid		ISSUED AND UNISSUED		Redeemed in 1973	489.11
Animal, Insect, & Rodent Control		School	797,000	Cancelled, Abated or Adjusted (1973)	
Other Welfare Services		Self-liquidating		Transfers to Foreclosed Property	
RECREATION and CONSERVATION		Other	174,500	Balance December 31, 1973	15,814.10
Beaches and Boardwalks		Total	971,500	PROPERTY ACQUIRED BY DEED OR FORECLOSURE	
Parks, Playgrounds, Shade Trees	26,600.00	ISSUED AND OUTSTANDING		Balance January 1, 1973	2,680.00
Land Reclamation & Conservation		School	797,000.00	Transfers From Taxes or Liens	
Other Recreational Services	29,950.00	Self-Liquidating		Sale for Cash (1973)	
EDUCATION (excluding schools)		Other	174,500.00	Cancelled, Abated or Adjusted (1973)	
Libraries	24,600.00	Total	971,500.00	Balance December 31, 1973	2,680.00
Other Educational Services		EQUALIZED VALUATION BASIS		CURRENT FINANCES DECEMBER 31, 1973	
STATUTORY EXPENDITURES		FOR NET DEBT COMPUTATION	79,082,512.00	ASSETS	
Pensions & F. I. C. A.	70,976.39	REAL PROPERTY VALUATIONS		Cash Dec. 31, 1973	422,642.17
Employee Fringe Benefits	20,000.00	Code Class # of Parcels % VAL'N		Taxes Receivable	29,547.75
Other Statutory Expenditures		1 Vacant Land 56 .58	376,100.00	Tax Title Liens	15,814.10
MUNICIPAL FUNCTIONS TOTAL	1,012,042.51	2 Residential 2007 77.65	49,954,351.00	Foreclosed Property	2,680.00
CAPITAL IMPROVEMENTS *MEMO*	24,800.00	3 Farm		Emergencies & Other Deferred Charges	
DEBT SERVICE		4a Commercial 65 4.80	3,086,110.00	State Aid Receivable	13,671.00
Principal Payments		4b Industrial 29 8.81	5,670,800.00	Other Receivables	358.00
Interest Payments	3,135.00	4c Apartments 25 8.16	5,247,165.00	Total	484,713.02
DEFERRED CHARGES	1,650.00	Total 2182	64,334,526.00	LIABILITIES, RESERVES, AND SURPLUS	
SCHOOL, COUNTY, SPECIAL DISTRICT TAXES	2,412,255.36	Land Area .70 Sq. Miles		Cash Liabilities	118,349.17
RESERVE FOR UNCOLLECTED TAXES	115,458.83	Net Valuation Taxable-Municipal	64,862,164.00	Reserves for Receivables	48,399.85
EMERGENCY EMPLOYMENT ACT OF 1971	5,200.00	Net Valuation Taxable-County	85,802,954.00	Surplus Dec. 31, 1973	317,964.00
EXPENDITURES TOTAL	3,549,741.67	State Equalized Valuation	89,090,424.00	Total	484,713.02
		State Equalization Ratio	72.65		

-1401

Population 1970 9,265  
 Population 1973 9,340  
 S & P Rating  
 Moody Rating BAA-1

General Tax Rate Per \$100. 1.93  
 State Equalized Tax Rate 3.09

## BOONTON TOWN — MORRIS COUNTY

Form of Government:

Town Council

Number of Members on Governing Body 9

PER CAPITA:

Gross Debt 73.34  
 Net Debt 7.49  
 Debt Service 9.59  
 Total Tax Levy 301.50  
 Municipal Expenditures 151.05

PER CENT:

Gross Debt .86  
 Net Debt .09  
 Tax Levy Collected 97.06  
 Tax Levy Cancelled, Abated or Adjusted .19

EXPENDITURES		REVENUES-REALIZED		1973 PROPERTY TAX	
GENERAL GOVERNMENT				STATE EQUALIZED TAX RATE 1.99	
Governing Body & Public Boards		1973 Property Taxes Collected 2,737,989.54		Local District School Taxes	1,825,756.50
Municipal Clerk		1973 Payments in Lieu of Taxes		Regional & Consolidated School Tax	
Financial Administration	5,168.00	Delinquent Tax & Lien Collections 50,837.89		School Taxes in Municipal Budget	
Assessment of Taxes	15,405.00	Business Personalty Replacement Taxes 289,494.83		County Taxes .47	430,178.96
Collection of Taxes	12,436.00	Taxes from Public Utilities 139,737.55		County Library Taxes .03	26,234.96
Planning, Housing & Development	9,350.00	Other Miscellaneous Tax Revenues 993.12		Local Municipal Purpose Taxes .54	498,601.00
Human Resources	6,255.00	State Aid Revenues 44,834.50		Veteran & Senior Citizen Taxes .05	47,850.00
Elections		Federal Aid Revenues 5,167.50		Total Taxes for Rate Computation 3.08	2,828,621.42
General Administration (other)	91,014.00	State and Local Fiscal Assistance Act Utilized 108,802.00		Special District Taxes	
JUDICIARY		Sale of Acquired Property 110,317.31		Bank Stock Taxes	8,747.63
Municipal Courts	18,370.00	Other Miscellaneous Revenues 22,683.24		Added and Omitted Taxes	26,483.29
PUBLIC SAFETY		Other Revenues, Revenue Sharing Tax Effort 3,510,857.48		Total Taxes Levied - ABSTRACT	2,816,002.34
Fire Protection	37,851.00	Prior Years Surplus Appropriated 230,000.00		Total Taxes Billed	2,820,949.62
Police Protection	383,977.00	REVENUES TOTAL 3,740,857.48		1973 TAXES COLLECTED	2,737,989.54
Civil Defense & Disaster Control	3,741.00			1973 Taxes Cancelled, Abated or Adjusted	5,436.03
Environmental Inspection & Control	9,350.00			Transfer to Tax Title Liens or Foreclosed	825.30
Other Public Safety				Balance Outstanding Dec. 31, 1973	76,698.75
PUBLIC WORKS		CAPITAL OUTLAY TOTAL		PRIOR YEARS TAXES OUTSTANDING	
Streets and Drainage	205,801.00	Public Enterprises		Balance January 1, 1973	52,159.62
Sewers and Sewage Processing	29,705.00	Recreation—Culture		Collected in 1973	50,837.89
Garbage and Trash Disposal	91,700.00	Public Works		Cancelled, Abated or Adjusted 1973	
Public Buildings and Grounds	35,704.00	Buildings and Grounds		Transfers to Tax Title Liens or Foreclosed	70.49
Other Public Works		Library and Education		Balance December 31, 1973	1,251.24
HEALTH and WELFARE		Conservation		TAX TITLE LIENS OUTSTANDING	
Health Services Except Environmental	43,820.00	All Other		Balance January 1, 1973	3,310.24
Welfare-Public Assistance	9,970.00	CAPITAL DEBT AUTHORIZED, DECEMBER 31, 1973		Transfers From Taxes	951.82
Hospitals, Clinics, First Aid	1,000.00	ISSUED AND UNISSUED GROSS DEBT NET DEBT		Redeemed in 1973	
Animal, Insect, & Rodent Control	1,500.00	School 615,000		Cancelled, Abated or Adjusted (1973)	
Other Welfare Services		Self-liquidating 70,000 70,000		Transfers to Foreclosed Property	
RECREATION and CONSERVATION		Other 685,000 70,000		Balance December 31, 1973	4,262.06
Beaches and Boardwalks		ISSUED AND OUTSTANDING		PROPERTY ACQUIRED BY DEED OR	
Parks, Playgrounds, Shade Trees	5,600.00	School 615,000.00		FORECLOSURE	
Land Reclamation & Conservation		Self-Liquidating 70,000.00		Balance January 1, 1973	600.00
Other Recreational Services	23,906.00	Other 685,000.00		Transfers From Taxes or Liens	
EDUCATION (excluding schools)		Total 685,000.00		Sale for Cash (1973)	
Libraries	10,000.00	EQUALIZED VALUATION BASIS		Cancelled, Abated or Adjusted (1973)	
Other Educational Services		FOR NET DEBT COMPUTATION 79,680,220.33		Balance December 31, 1973	600.00
STATUTORY EXPENDITURES		REAL PROPERTY VALUATIONS		CURRENT FINANCES DECEMBER 31, 1973	
Pensions & F. I. C. A.	70,320.00	Code Class # of Parcels % VAL'N ASSESSED VALUATION		ASSETS	
Employee Fringe Benefits	20,225.00	1 Vacant Land 146 4.16 2,834,800.00		Cash Dec. 31, 1973	420,099.97
Other Statutory Expenditures		2 Residential 1966 69.47 47,344,000.00		Taxes Receivable	77,949.99
MUNICIPAL FUNCTIONS TOTAL 1,142,168.00		3 Farm 2 .04 31,800.00		Tax Title Liens	4,262.06
CAPITAL IMPROVEMENTS *MEMO* 62,430.00		4a Commercial 174 13.33 9,082,000.00		Foreclosed Property	600.00
DEBT SERVICE		4b Industrial 27 10.83 7,382,700.00		Emergencies & Other Deferred Charges	5,000.00
Principal Payments	74,000.00	4c Apartments 10 2.17 1,476,300.00		State Aid Receivable	27,993.50
Interest Payments	15,544.00	Total 2325 68,151,600.00		Other Receivables	
DEFERRED CHARGES	20,178.80	Land Area 2.42 Sq. Miles		Total	535,905.52
SCHOOL, COUNTY, SPECIAL DISTRICT TAXES	2,282,170.42	Net Valuation Taxable-Municipal 72,074,869.00		LIABILITIES, RESERVES, AND SURPLUS	
RESERVE FOR UNCOLLECTED TAXES	153,758.55	Net Valuation Taxable-County 102,541,593.00		Cash Liabilities	183,616.13
EMERGENCY EMPLOYMENT ACT OF 1971	5,185.00	State Equalized Valuation 90,687,829.00		Reserves for Receivables	82,812.05
EXPENDITURES TOTAL 3,653,004.77		State Equalization Ratio 78.64		Surplus Dec. 31, 1973	269,477.34

1402

Population 1970 3,080  
 Population 1973 3,210  
 S & P Rating  
 Moody Rating

General Tax Rate Per \$100. 3.66  
 State Equalized Tax Rate 2.35

## BOONTON TOWNSHIP — MORRIS CO.

Form of Government:

Township Committee

Number of Members on Governing Body 5

PER CAPITA:

Gross Debt 733.33  
 Net Debt 183.45  
 Debt Service 2.63  
 Total Tax Levy 408.33  
 Municipal Expenditures 112.71

PER CENT:

Gross Debt 4.61  
 Net Debt 1.15  
 Tax Levy Collected 96.04  
 Tax Levy Cancelled, Abated or Adjusted .16

EXPENDITURES		REVENUES-REALIZED		1973 PROPERTY TAX	
GENERAL GOVERNMENT				STATE EQUALIZED TAX RATE — 1.54	862,418.00
Governing Body & Public Boards		1973 Property Taxes Collected	1,261,161.06	Local District School Taxes	
Municipal Clerk		1973 Payments in Lieu of Taxes		Regional & Consolidated School Tax	
Financial Administration	3,750.00	Delinquent Tax & Lien Collections	45,530.61	School Taxes in Municipal Budget	
Assessment of Taxes	5,418.00	Business Personalty Replacement Taxes	36,515.80	County Taxes	.44 247,271.90
Collection of Taxes	5,585.00	Taxes from Public Utilities	45,234.03	County Library Taxes	.03 15,084.38
Planning, Housing & Development	1,595.00	Other Miscellaneous Tax Revenues		Local Municipal Purpose Taxes	.31 172,137.06
Human Resources		State Aid Revenues	13,635.05	Veteran & Senior Citizen Taxes	.03 18,070.00
Elections		Federal Aid Revenues		Total Taxes for Rate Computation	2.35 1,314,981.34
General Administration (other)	49,949.00	State and Local Fiscal Assistance Act Utilized	20,899.50	Special District Taxes	
JUDICIARY		Sale of Acquired Property	15,136.31	Bank Stock Taxes	3,143.19
Municipal Courts	5,050.00	Other Miscellaneous Revenues	11,292.69	Added and Omitted Taxes	10,675.62
PUBLIC SAFETY		Other Revenues, Revenue Sharing Tax Effort	1,449,405.05	Total Taxes Levied - ABSTRACT	1,310,730.15
Fire Protection	8,000.00	Prior Years Surplus Appropriated	50,000.00	Total Taxes Billed	1,313,095.42
Police Protection	91,125.00	REVENUES TOTAL	1,499,405.05	1973 TAXES COLLECTED	1,261,161.06
Civil Defense & Disaster Control	1,400.00	CAPITAL OUTLAY TOTAL	25,132.64	1973 Taxes Cancelled, Abated or Adjusted	2,109.26
Environmental Inspection & Control	3,946.00	Public Enterprises		Transfer to Tax Title Liens or Foreclosed	2,664.48
Other Public Safety		Recreation—Culture		Balance Outstanding Dec. 31, 1973	47,160.62
PUBLIC WORKS		Public Works		PRIOR YEARS TAXES OUTSTANDING	
Streets and Drainage	65,889.00	Buildings and Grounds	25,132.64	Balance January 1, 1973	48,671.68
Sewers and Sewage Processing		Library and Education		Collected in 1973	44,800.56
Garbage and Trash Disposal		Conservation		Cancelled, Abated or Adjusted 1973	.02
Public Buildings and Grounds	8,385.00	All Other		Transfers to Tax Title Liens or Foreclosed	1,452.24
Other Public Works				Balance December 31, 1973	2,418.86
HEALTH and WELFARE				TAX TITLE LIENS OUTSTANDING	
Health Services Except Environmental	4,400.00			Balance January 1, 1973	21,233.10
Welfare-Public Assistance	225.00			Transfers From Taxes	4,292.75
Hospitals, Clinics, First Aid				Redeemed in 1973	730.05
Animal, Insect, & Rodent Control				Cancelled, Abated or Adjusted (1973)	
Other Welfare Services				Transfers to Foreclosed Property	
RECREATION and CONSERVATION				Balance December 31, 1973	24,795.80
Beaches and Boardwalks				PROPERTY ACQUIRED BY DEED OR FORECLOSURE	
Parks, Playgrounds, Shade Trees	685.00			Balance January 1, 1973	30.00
Land Reclamation & Conservation				Transfers From Taxes or Liens	
Other Recreational Services	1,614.00			Sale for Cash (1973)	
EDUCATION (excluding schools)				Cancelled, Abated or Adjusted (1973)	
Libraries				Balance December 31, 1973	30.00
Other Educational Services				CURRENT FINANCES DECEMBER 31, 1973	
STATUTORY EXPENDITURES				ASSETS	
Pensions & F. I. C. A.	11,000.00			Cash Dec. 31, 1973	168,386.84
Employee Fringe Benefits				Taxes Receivable	49,579.48
Other Statutory Expenditures				Tax Title Liens	24,795.80
MUNICIPAL FUNCTIONS TOTAL	268,016.00			Foreclosed Property	30.00
CAPITAL IMPROVEMENTS *MEMO*	40,000.00			Emergencies & Other Deferred Charges	8,425.77
DEBT SERVICE				State Aid Receivable	17,149.64
Principal Payments	5,000.00			Other Receivables	8,056.15
Interest Payments	3,450.00			Total	276,423.68
DEFERRED CHARGES	3,424.54			LIABILITIES, RESERVES, AND SURPLUS	
SCHOOL, COUNTY, SPECIAL DISTRICT TAXES	1,124,774.28			Cash Liabilities	42,868.83
RESERVE FOR UNCOLLECTED TAXES	81,910.86			Reserves for Receivables	82,461.43
EMERGENCY EMPLOYMENT ACT OF 1971				Surplus Dec. 31, 1973	151,093.42
EXPENDITURES TOTAL	1,486,576.08			Total	276,423.68

0303

Population 1970 4,490  
 Population 1973 4,580  
 S & P Rating  
 Moody Rating A

General Tax Rate Per \$100. 4.94  
 State Equalized Tax Rate 4.47

## BORDENTOWN CITY — BURLINGTON CO.

Form of Government:

Commission (1911)

Number of Members on Governing Body 3

PER CAPITA: 329.37  
 Gross Debt 99.91  
 Net Debt 14.60  
 Debt Service 287.88  
 Total Tax Levy 172.81  
 Municipal Expenditures

PER CENT: 5.85  
 Gross Debt 1.77  
 Net Debt 89.91  
 Tax Levy Collected  
 Tax Levy Cancelled, Abated or Adjusted .18

EXPENDITURES		REVENUES-REALIZED		1973 PROPERTY TAX	
GENERAL GOVERNMENT		1973 Property Taxes Collected		STATE EQUALIZED TAX RATE	
Governing Body & Public Boards			1,185,797.64	Local District School Taxes	1.59
Municipal Clerk				Regional & Consolidated School Tax	1.17
Financial Administration				School Taxes in Municipal Budget	.09
Assessment of Taxes	3,500.00			County Taxes	.58
Collection of Taxes	10,575.00			County Library Taxes	.02
Planning, Housing & Development	1,125.00			Local Municipal Purpose Taxes	.93
Human Resources				Veteran & Senior Citizen Taxes	.09
Elections	2,550.00			Total Taxes for Rate Computation	4.47
General Administration (other)	64,951.00			Special District Taxes	
JUDICIARY				Bank Stock Taxes	8,440.71
Municipal Courts	7,634.00			Added and Omitted Taxes	6,517.04
PUBLIC SAFETY				Total Taxes Levied - ABSTRACT	1,318,471.16
Fire Protection	15,270.00			Total Taxes Billed	1,318,854.49
Police Protection	121,270.00			1973 TAXES COLLECTED	1,185,797.64
Civil Defense & Disaster Control	250.00			1973 Taxes Cancelled, Abated or Adjusted	2,425.54
Environmental Inspection & Control	2,575.00			Transfer to Tax Title Liens or Foreclosed	3,166.54
Other Public Safety				Balance Outstanding Dec. 31, 1973	127,464.77
PUBLIC WORKS				PRIOR YEARS TAXES OUTSTANDING	
Streets and Drainage	87,775.00			Balance January 1, 1973	112,103.73
Sewers and Sewage Processing				Collected in 1973	112,102.52
Garbage and Trash Disposal	92,600.00			Cancelled, Abated or Adjusted 1973	1.05
Public Buildings and Grounds	55,100.00			Transfers to Tax Title Liens or Foreclosed	.16
Other Public Works				Balance December 31, 1973	
HEALTH and WELFARE				TAX TITLE LIENS OUTSTANDING	
Health Services Except Environmental				Balance January 1, 1973	20,366.62
Welfare-Public Assistance	4,351.00			Transfers From Taxes	3,166.54
Hospitals, Clinics, First Aid				Redeemed in 1973	7,178.30
Animal, Insect, & Rodent Control				Cancelled, Abated or Adjusted (1973)	
Other Welfare Services				Transfers to Foreclosed Property	
RECREATION and CONSERVATION				Balance December 31, 1973	16,354.86
Beaches and Boardwalks	1,200.00			PROPERTY ACQUIRED BY DEED OR	
Parks, Playgrounds, Shade Trees	9,150.00			FORECLOSURE	
Land Reclamation & Conservation				Balance January 1, 1973	250.00
Other Recreational Services	400.00			Transfers From Taxes or Liens	
EDUCATION (excluding schools)				Sale for Cash (1973)	
Libraries	5,000.00			Cancelled, Abated or Adjusted (1973)	
Other Educational Services				Balance December 31, 1973	250.00
STATUTORY EXPENDITURES				CURRENT FINANCES DECEMBER 31, 1973	
Pensions & F. I. C. A.	19,000.00			ASSETS	
Employee Fringe Benefits				Cash Dec. 31, 1973	194,930.66
Other Statutory Expenditures				Taxes Receivable	127,464.93
MUNICIPAL FUNCTIONS				Tax Title Liens	16,354.86
CAPITAL IMPROVEMENTS	53,737.50			Foreclosed Property	250.00
DEBT SERVICE				Emergencies & Other Deferred Charges	18,160.00
Principal Payments	52,000.00			State Aid Receivable	5,000.00
Interest Payments	14,862.50			Other Receivables	14,442.03
TYPE I SCHL DEBT *MEMO	42,906.00			Total	376,602.48
DEFERRED CHARGES	5,420.00			LIABILITIES, RESERVES, AND SURPLUS	
SCHOOL, COUNTY, SPECIAL DISTRICT TAXES	1,026,987.17			Cash Liabilities	93,909.33
RESERVE FOR UNCOLLECTED TAXES	196,350.95			Reserves for Receivables	158,511.82
EMERGENCY EMPLOYMENT ACT OF 1971	18,550.00			Surplus Dec. 31, 1973	124,181.33
EXPENDITURES				Total	376,602.48
TOTAL	1,818,446.62				
		CAPITAL OUTLAY		1973 TAXES COLLECTED	
		TOTAL		1,185,797.64	
				1973 Taxes Cancelled, Abated or Adjusted	
				2,425.54	
				Transfer to Tax Title Liens or Foreclosed	
				3,166.54	
				Balance Outstanding Dec. 31, 1973	
				127,464.77	
				PRIOR YEARS TAXES OUTSTANDING	
				Balance January 1, 1973	
				112,103.73	
				Collected in 1973	
				112,102.52	
				Cancelled, Abated or Adjusted 1973	
				1.05	
				Transfers to Tax Title Liens or Foreclosed	
				.16	
				Balance December 31, 1973	
				250.00	
				TAX TITLE LIENS OUTSTANDING	
				Balance January 1, 1973	
				20,366.62	
				Transfers From Taxes	
				3,166.54	
				Redeemed in 1973	
				7,178.30	
				Cancelled, Abated or Adjusted (1973)	
				Transfers to Foreclosed Property	
				Balance December 31, 1973	
				16,354.86	
				PROPERTY ACQUIRED BY DEED OR	
				FORECLOSURE	
				Balance January 1, 1973	
				250.00	
				Transfers From Taxes or Liens	
				Sale for Cash (1973)	
				Cancelled, Abated or Adjusted (1973)	
				Balance December 31, 1973	
				250.00	
				CURRENT FINANCES DECEMBER 31, 1973	
				ASSETS	
				Cash Dec. 31, 1973	
				194,930.66	
				Taxes Receivable	
				127,464.93	
				Tax Title Liens	
				16,354.86	
				Foreclosed Property	
				250.00	
				Emergencies & Other Deferred Charges	
				18,160.00	
				State Aid Receivable	
				5,000.00	
				Other Receivables	
				14,442.03	
				Total	
				376,602.48	
				LIABILITIES, RESERVES, AND SURPLUS	
				Cash Liabilities	
				93,909.33	
				Reserves for Receivables	
				158,511.82	
				Surplus Dec. 31, 1973	
				124,181.33	
				Total	
				376,602.48	

1971/3000

\* ABOVE DEBT SERVICE INCLUDES TYPE I SCHOOL DEBT

0304  
 Population 1970 7,325  
 Population 1973 7,735  
 S & P Rating A  
 Moody Rating BAA

General Tax Rate Per \$100. 2.94  
 State Equalized Tax Rate 2.85

BORDENTOWN TOWNSHIP — BURLINGTON CO.  
 Form of Government:  
 Township Committee  
 Number of Members on Governing Body 5

PER CAPITA: 414.88  
 Gross Debt 78.60  
 Net Debt 11.13  
 Debt Service 314.29  
 Total Tax Levy 137.10  
 Municipal Expenditures  
 PER CENT: 4.72  
 Gross Debt .89  
 Net Debt 94.07  
 Tax Levy Collected  
 Tax Levy Cancelled, Abated or Adjusted

EXPENDITURES		REVENUES-REALIZED		1973 PROPERTY TAX	
<b>GENERAL GOVERNMENT</b>				<b>STATE EQUALIZED TAX RATE</b>	
Governing Body & Public Boards		1973 Property Taxes Collected	2,285,890.03	Local District School Taxes	.88 725,933.50
Municipal Clerk		1973 Payments in Lieu of Taxes		Regional & Consolidated School Tax	.88 721,250.48
Financial Administration	7,800.00	Delinquent Tax & Lien Collections	56,776.27	School Taxes in Municipal Budget	.04 29,675.30
Assessment of Taxes	18,900.00	Business Personalty Replacement Taxes	85,893.65	County Taxes	.58 475,346.86
Collection of Taxes	18,400.00	Taxes from Public Utilities	263,001.82	County Library Taxes	.02 17,612.89
Planning, Housing & Development	5,400.00	Other Miscellaneous Tax Revenues		Local Municipal Purpose Taxes	.41 338,347.79
Human Resources		State Aid Revenues	52,144.59	Veteran & Senior Citizen Taxes	.05 41,130.00
Elections	1,200.00	Federal Aid Revenues	6,982.24	Total Taxes for Rate Computation	2.86 2,349,296.82
General Administration (other)	93,700.00	State and Local Fiscal Assistance Act Utilized	63,297.75	Special District Taxes	
<b>JUDICIARY</b>		Sale of Acquired Property	13,937.50	Bank Stock Taxes	3,203.91
Municipal Courts	39,600.00	Other Miscellaneous Revenues	79,154.29	Added and Omitted Taxes	119,626.96
<b>PUBLIC SAFETY</b>		Other Revenues, Revenue Sharing Tax Effort	29,432.74	Total Taxes Levied - ABSTRACT	2,430,997.69
Fire Protection	33,250.00	Total	2,936,510.88	Total Taxes Billed	2,430,076.68
Police Protection	148,870.00	Prior Years Surplus Appropriated	250,000.00	1973 TAXES COLLECTED	2,285,890.03
Civil Defense & Disaster Control	2,500.00	REVENUES TOTAL	3,186,510.88	1973 Taxes Cancelled, Abated or Adjusted	
Environmental Inspection & Control	10,400.00	CAPITAL OUTLAY TOTAL	325,817.69	Transfer to Tax Title Liens or Foreclosed	17,823.58
Other Public Safety		Public Enterprises	94,428.57	Balance Outstanding Dec. 31, 1973	126,363.07
<b>PUBLIC WORKS</b>		Recreation—Culture		<b>PRIOR YEARS TAXES OUTSTANDING</b>	
Streets and Drainage	125,600.00	Public Works	27,605.86	Balance January 1, 1973	60,014.64
Sewers and Sewage Processing		Buildings and Grounds	203,783.26	Collected in 1973	55,566.47
Garbage and Trash Disposal	111,500.00	Library and Education		Cancelled, Abated or Adjusted 1973	786.83
Public Buildings and Grounds	123,500.00	Conservation		Transfers to Tax Title Liens or Foreclosed	3,661.34
Other Public Works		All Other		Balance December 31, 1973	
<b>HEALTH and WELFARE</b>		CAPITAL DEBT AUTHORIZED, DECEMBER 31, 1973		TAX TITLE LIENS OUTSTANDING	
Health Services Except Environmental	2,800.00	ISSUED AND UNISSUED		Balance January 1, 1973	2,640.00
Welfare-Public Assistance	1,050.00	SCHOOL	1,039,092	Transfers From Taxes	21,869.50
Hospitals, Clinics, First Aid		Self-liquidating	1,562,000	Redeemed in 1973	1,209.80
Animal, Insect, & Rodent Control		Other	608,000	Cancelled, Abated or Adjusted (1973)	
Other Welfare Services		Total	3,209,092	Transfers to Foreclosed Property	
<b>RECREATION and CONSERVATION</b>		ISSUED AND OUTSTANDING		Balance December 31, 1973	23,299.70
Beaches and Boardwalks		SCHOOL	1,039,092.73	<b>PROPERTY ACQUIRED BY DEED OR FORECLOSURE</b>	
Parks, Playgrounds, Shade Trees	27,000.00	Self-liquidating	1,562,000.00	Balance January 1, 1973	17,792.50
Land Reclamation & Conservation		Other	478,000.00	Transfers From Taxes or Liens	
Other Recreational Services	3,750.00	Total	3,079,092.73	Sale for Cash (1973)	13,937.50
<b>EDUCATION (excluding schools)</b>		EQUALIZED VALUATION BASIS		Cancelled, Abated or Adjusted (1973)	
Libraries	5,000.00	FOR NET DEBT COMPUTATION	68,033,263.67	Balance December 31, 1973	3,855.00
Other Educational Services		REAL PROPERTY VALUATIONS		<b>CURRENT FINANCES DECEMBER 31, 1973</b>	
<b>STATUTORY EXPENDITURES</b>		Code Class # of Parcels % VAL'N	ASSESSED VALUATION	ASSETS	
Pensions & F. I. C. A.	34,000.00	1 Vacant Land 265 9.79	7,640,000.00	Cash Dec. 31, 1973	394,912.24
Employee Fringe Benefits	13,000.00	2 Residential 1599 53.38	41,664,070.00	Taxes Receivable	126,363.07
Other Statutory Expenditures		3 Farm 67 4.20	3,275,125.00	Tax Title Liens	23,299.70
<b>MUNICIPAL FUNCTIONS</b>		4a Commercial 152 21.32	16,643,100.00	Foreclosed Property	3,855.00
CAPITAL IMPROVEMENTS	*MEMO* 219,367.75	4b Industrial 18 4.35	3,397,750.00	Emergencies & Other Deferred Charges	59,000.00
<b>DEBT SERVICE</b>		4c Apartments 4 6.97	5,438,100.00	State Aid Receivable	418,407.25
Principal Payments	60,000.00	Total 2105	78,058,145.00	Other Receivables	4,413.80
Interest Payments	26,066.45	Land Area 7.41 Sq. Miles		Total	1,030,251.06
<b>TYPE I SCHL DEBT *MEMO</b>		Net Valuation Taxable-Municipal	79,913,412.00	<b>LIABILITIES, RESERVES, AND SURPLUS</b>	
DEFERRED CHARGES	11,000.00	Net Valuation Taxable-County	77,253,902.00	Cash Liabilities	426,604.62
SCHOOL, COUNTY, SPECIAL DISTRICT TAXES	1,969,819.03	State Equalized Valuation	82,238,420.00	Reserves for Receivables	157,931.57
RESERVE FOR UNCOLLECTED TAXES	130,282.45	State Equalization Ratio	97.11	Surplus Dec. 31, 1973	445,714.87
EMERGENCY EMPLOYMENT ACT OF 1971	5,882.00			Total	1,030,251.06
<b>EXPENDITURES TOTAL</b>	<b>3,030,269.93</b>				

1971/3000

\* ABOVE DEBT SERVICE INCLUDES TYPE I SCHOOL DEBT

1804  
Population 1970 10,465  
Population 1973 10,660  
S & P Rating  
Moody Rating

General Tax Rate Per \$100. 9.58  
State Equalized Tax Rate 3.33

BOUND BROOK BOROUGH — SOMERSET CO.  
Form of Government:  
Borough Council  
Number of Members on Governing Body 6

PER CAPITA:  
Gross Debt 117.33  
Net Debt 75.39  
Debt Service 7.88  
Total Tax Levy 304.34  
Municipal Expenditures 154.41  
PER CENT:  
Gross Debt 1.49  
Net Debt .95  
Tax Levy Collected 97.04  
Tax Levy Cancelled, Abated or Adjusted .07

EXPENDITURES		REVENUES-REALIZED		1973 PROPERTY TAX	
GENERAL GOVERNMENT				STATE EQUALIZED TAX RATE — 2.10	
Governing Body & Public Boards		1973 Property Taxes Collected	3,152,022.65	Local District School Taxes	2,058,740.23
Municipal Clerk		1973 Payments in Lieu of Taxes	1,889.09	Regional & Consolidated School Tax	
Financial Administration	9,125.00	Delinquent Tax & Lien Collections	85,487.04	School Taxes in Municipal Budget	
Assessment of Taxes	4,500.00	Business Personalty Replacement Taxes	65,501.30	County Taxes	424,623.47
Collection of Taxes	15,775.00	Taxes from Public Utilities	183,015.61	County Library Taxes	
Planning, Housing & Development	12,200.00	Other Miscellaneous Tax Revenues		Local Municipal Purpose Taxes	732,524.25
Human Resources	500.00	State Aid Revenues	50,053.00	Veteran & Senior Citizen Taxes	54,540.00
Elections	1,100.00	Federal Aid Revenues	93,586.25	Total Taxes for Rate Computation	3,270,427.95
General Administration (other)	132,095.00	State and Local Fiscal Assistance Act Utilized	79,748.00	Special District Taxes	
JUDICIARY		Sale of Acquired Property		Bank Stock Taxes	16,146.27
Municipal Courts	13,260.00	Other Miscellaneous Revenues	115,491.27	Added and Omitted Taxes	12,198.74
PUBLIC SAFETY		Other Revenues, Revenue Sharing Tax Effort	39,180.18	Total Taxes Levied - ABSTRACT	3,244,232.96
Fire Protection	49,600.00	Total	3,865,974.39	Total Taxes Billed	3,248,225.21
Police Protection	278,150.00	Prior Years Surplus Appropriated	155,000.00	1973 TAXES COLLECTED	3,152,022.65
Civil Defense & Disaster Control	3,000.00	REVENUES TOTAL	4,020,974.39	1973 Taxes Cancelled, Abated or Adjusted	2,252.04
Environmental Inspection & Control	17,100.00	CAPITAL OUTLAY TOTAL	44,698.60	Transfer to Tax Title Liens or Foreclosed	6,409.02
Other Public Safety		Public Enterprises		Balance Outstanding Dec. 31, 1973	87,541.50
PUBLIC WORKS		Recreation—Culture		PRIOR YEARS TAXES OUTSTANDING	
Streets and Drainage	195,448.00	Public Works	32,934.11	Balance January 1, 1973	114,968.08
Sewers and Sewage Processing	42,252.00	Buildings and Grounds	5,764.49	Collected in 1973	85,487.04
Garbage and Trash Disposal	86,200.00	Library and Education		Cancelled, Abated or Adjusted 1973	
Public Buildings and Grounds	38,490.00	Conservation		Transfers to Tax Title Liens or Foreclosed	3,746.56
Other Public Works		All Other	6,000.00	Balance December 31, 1973	25,734.48
HEALTH and WELFARE		CAPITAL DEBT AUTHORIZED, DECEMBER 31, 1973		TAX TITLE LIENS OUTSTANDING	
Health Services Except Environmental	17,550.00	ISSUED AND UNISSUED GROSS DEBT NET DEBT		Balance January 1, 1973	8,131.77
Welfare-Public Assistance	3,400.00	School 447,000		Transfers From Taxes	10,674.18
Hospitals, Clinics, First Aid	1,000.00	Self-liquidating		Redeemed in 1973	
Animal, Insect, & Rodent Control		Other 803,700	803,700	Cancelled, Abated or Adjusted (1973)	
Other Welfare Services		Total 1,250,700	803,700	Transfers to Foreclosed Property	
RECREATION and CONSERVATION		ISSUED AND OUTSTANDING		Balance December 31, 1973	18,805.95
Beaches and Boardwalks		School 447,000.00		PROPERTY ACQUIRED BY DEED OR	
Parks, Playgrounds, Shade Trees	7,000.00	Self-Liquidating		FORECLOSURE	
Land Reclamation & Conservation	150,000.00	Other 691,000.00		Balance January 1, 1973	
Other Recreational Services	37,230.00	Total 1,138,000.00		Transfers From Taxes or Liens	
EDUCATION (excluding schools)		EQUALIZED VALUATION BASIS		Sale for Cash (1973)	
Libraries	87,900.00	FOR NET DEBT COMPUTATION	84,158,156.33	Cancelled, Abated or Adjusted (1973)	
Other Educational Services		REAL PROPERTY VALUATIONS		Balance December 31, 1973	
STATUTORY EXPENDITURES		Code Class # of Parcels % VAL'N ASSESSED VALUATION		CURRENT FINANCES DECEMBER 31, 1973	
Pensions & F. I. C. A.	77,400.00	1 Vacant Land 118 2.03	664,000.00	ASSETS	
Employee Fringe Benefits	25,600.00	2 Residential 2126 73.49	24,077,550.00	Cash Dec. 31, 1973	407,861.56
Other Statutory Expenditures		3 Farm		Taxes Receivable	113,275.98
MUNICIPAL FUNCTIONS TOTAL	1,305,875.00	4a Commercial 215 17.17	5,624,950.00	Tax Title Liens	18,805.95
CAPITAL IMPROVEMENTS *MEMO*	23,000.00	4b Industrial 1 .27	87,350.00	Foreclosed Property	
DEBT SERVICE		4c Apartments 33 7.05	2,309,800.00	Emergencies & Other Deferred Charges	465,342.57
Principal Payments	45,000.00	Total 2493	32,763,650.00	State Aid Receivable	34,402.90
Interest Payments	39,053.75	Land Area 1.60 Sq. Miles		Other Receivables	37,202.07
DEFERRED CHARGES	93,600.00	Net Valuation Taxable-Municipal	34,162,405.00	Total	1,076,891.03
SCHOOL, COUNTY, SPECIAL DISTRICT TAXES	2,483,363.70	Net Valuation Taxable-County	86,590,884.00	LIABILITIES, RESERVES, AND SURPLUS	
RESERVE FOR UNCOLLECTED TAXES	162,512.77	State Equalized Valuation	95,762,836.00	Cash Liabilities	626,107.48
EMERGENCY EMPLOYMENT ACT OF 1971		State Equalization Ratio	34.78	Reserves for Receivables	169,284.00
EXPENDITURES TOTAL	4,129,405.22			Surplus Dec. 31, 1973	281,499.55
				Total	1,076,891.03

1307

Population 1970 4,165  
 Population 1973 4,285  
 S & P Rating  
 Moody Rating

General Tax Rate Per \$100. 5.45  
 State Equalized Tax Rate 4.15

BRADLEY BEACH BOROUGH — MONMOUTH  
 Form of Government: CO.  
 Commission (1911)  
 Number of Members on Governing Body 3

PER CAPITA:  
 Gross Debt 93.58  
 Net Debt 93.58  
 Debt Service 7.96  
 Total Tax Levy 418.00  
 Municipal Expenditures 270.73

PER CENT:  
 Gross Debt 1.06  
 Net Debt 1.06  
 Tax Levy Collected 95.03  
 Tax Levy Cancelled, Abated or Adjusted .46

EXPENDITURES		REVENUES-REALIZED		1973 PROPERTY TAX	
GENERAL GOVERNMENT				STATE EQUALIZED TAX RATE 2.05	
Governing Body & Public Boards		1973 Property Taxes Collected	1,701,794.29	Local District School Taxes	873,902.00
Municipal Clerk		1973 Payments in Lieu of Taxes	16,197.97	Regional & Consolidated School Tax	
Financial Administration	17,578.09	Delinquent Tax & Lien Collections	68,139.69	School Taxes in Municipal Budget	
Assessment of Taxes	2,244.50	Business Personalty Replacement Taxes	28,484.16	County Taxes	257,454.85
Collection of Taxes	13,074.39	Taxes from Public Utilities	102,307.70	County Library Taxes	
Planning, Housing & Development	9,254.25	Other Miscellaneous Tax Revenues		Local Municipal Purpose Taxes	611,659.77
Human Resources	1,000.00	State Aid Revenues	17,478.11	Veteran & Senior Citizen Taxes	24,490.00
Elections		Federal Aid Revenues	2,062.99	Total Taxes for Rate Computation	1,767,506.62
General Administration (other)	128,511.29	State and Local Fiscal Assistance Act Utilized	158,746.00	Special District Taxes	
JUDICIARY		Sale of Acquired Property		Bank Stock Taxes	5,559.29
Municipal Courts	6,029.90	Other Miscellaneous Revenues	243,502.98	Added and Omitted Taxes	42,566.00
PUBLIC SAFETY		Other Revenues, Revenue Sharing Tax Effort	22,624.63	Total Taxes Levied - ABSTRACT	1,791,141.91
Fire Protection	30,401.84	Total	2,361,338.52	Total Taxes Billed	1,790,839.62
Police Protection	230,884.88	Prior Years Surplus Appropriated	70,000.00	1973 TAXES COLLECTED	1,701,794.29
Civil Defense & Disaster Control		REVENUES TOTAL	2,431,338.52	1973 Taxes Cancelled, Abated or Adjusted	8,322.82
Environmental Inspection & Control	34,181.34	CAPITAL OUTLAY TOTAL	65,202.57	Transfer to Tax Title Liens or Foreclosed	1,830.27
Other Public Safety				Balance Outstanding Dec. 31, 1973	78,892.24
PUBLIC WORKS				PRIOR YEARS TAXES OUTSTANDING	
Streets and Drainage	122,561.86	Public Enterprises		Balance January 1, 1973	68,139.79
Sewers and Sewage Processing	44,900.00	Recreation—Culture		Collected in 1973	68,139.69
Garbage and Trash Disposal	159,745.00	Public Works	65,202.57	Cancelled, Abated or Adjusted 1973	.10
Public Buildings and Grounds	12,614.02	Buildings and Grounds		Transfers to Tax Title Liens or Foreclosed	
Other Public Works		Library and Education		Balance December 31, 1973	
HEALTH and WELFARE		Conservation		TAX TITLE LIENS OUTSTANDING	
Health Services Except Environmental	8,160.62	All Other		Balance January 1, 1973	6,551.52
Welfare-Public Assistance	600.00	CAPITAL DEBT AUTHORIZED, DECEMBER 31, 1973		Transfers From Taxes	1,830.27
Hospitals, Clinics, First Aid		ISSUED AND UNISSUED		Redeemed in 1973	
Animal, Insect, & Rodent Control		School		Cancelled, Abated or Adjusted (1973)	
Other Welfare Services	2,476.61	Self-liquidating		Transfers to Foreclosed Property	
RECREATION and CONSERVATION		Other	401,000	Balance December 31, 1973	8,381.79
Beaches and Boardwalks	79,719.04	Total	401,000	PROPERTY ACQUIRED BY DEED OR	
Parks, Playgrounds, Shade Trees	4,800.00			FORECLOSURE	
Land Reclamation & Conservation		ISSUED AND OUTSTANDING		Balance January 1, 1973	30,035.00
Other Recreational Services	11,570.00	School		Transfers From Taxes or Liens	
EDUCATION (excluding schools)		Self-Liquidating		Sale for Cash (1973)	
Libraries	14,008.25	Other	216,000.00	Cancelled, Abated or Adjusted (1973)	
Other Educational Services		Total	216,000.00	Balance December 31, 1973	30,035.00
STATUTORY EXPENDITURES		EQUALIZED VALUATION BASIS		CURRENT FINANCES DECEMBER 31, 1973	
Pensions & F. I. C. A.	61,578.37	FOR NET DEBT COMPUTATION	37,953,312.00	ASSETS	
Employee Fringe Benefits		REAL PROPERTY VALUATIONS		Cash Dec. 31, 1973	366,173.99
Other Statutory Expenditures		Code Class # of Parcels % VAL'N	ASSESSED VALUATION	Taxes Receivable	78,892.24
MUNICIPAL FUNCTIONS TOTAL	995,894.25	1 Vacant Land 131 1.40	448,680.00	Tax Title Liens	8,381.79
CAPITAL IMPROVEMENTS *MEMO*	109,878.00	2 Residential 1453 70.84	22,759,716.00	Foreclosed Property	30,035.00
DEBT SERVICE		3 Farm		Emergencies & Other Deferred Charges	20,585.39
Principal Payments	26,000.00	4a Commercial 120 10.43	3,350,768.00	State Aid Receivable	8,084.07
Interest Payments	8,104.00	4b Industrial 4 .21	68,990.00	Other Receivables	68,989.42
DEFERRED CHARGES	12,676.00	4c Apartments 73 17.12	5,502,204.00	Total	581,141.90
SCHOOL, COUNTY, SPECIAL DISTRICT TAXES	1,131,356.85	Total 1781	32,130,358.00	LIABILITIES, RESERVES, AND SURPLUS	
RESERVE FOR UNCOLLECTED TAXES	115,305.33	Land Area .70 Sq. Miles		Cash Liabilities	177,363.33
EMERGENCY EMPLOYMENT ACT OF 1971	2,096.03	Net Valuation Taxable-Municipal	32,463,911.00	Reserves for Receivables	186,298.45
EXPENDITURES TOTAL	2,291,432.46	Net Valuation Taxable-County	39,410,566.00	Surplus Dec. 31, 1973	217,480.12
		State Equalized Valuation	42,519,593.00	Total	581,141.90
		State Equalization Ratio	76.20		

1805  
Population 1970 5,780  
Population 1973 6,200  
S & P Rating  
Moody Rating BAA

General Tax Rate Per \$100. 6.54  
State Equalized Tax Rate 2.42

BRANCHBURG TOWNSHIP — SOMERSET CO.  
Form of Government:  
Township Committee  
Number of Members of Governing Body 5

PER CAPITA:  
Gross Debt 911.29  
Net Debt 139.67  
Debt Service  
Total Tax Levy 393.55  
Municipal Expenditures 222.02

PER CENT:  
Gross Debt 6.73  
Net Debt 1.03  
Tax Levy Collected 95.59  
Tax Levy Cancelled, Abated or Adjusted .13

EXPENDITURES		REVENUES-REALIZED		1973 PROPERTY TAX	
<b>GENERAL GOVERNMENT</b>				<b>STATE EQUALIZED TAX RATE 1.92</b>	
Governing Body & Public Boards		1973 Property Taxes Collected	2,335,848.42	Local District School Taxes	1,884,366.50
Municipal Clerk		1973 Payments in Lieu of Taxes		Regional & Consolidated School Tax	
Financial Administration	8,590.00	Delinquent Tax & Lien Collections	102,016.04	School Taxes in Municipal Budget	
Assessment of Taxes	6,665.00	Business Personalty Replacement Taxes	58,530.94	County Taxes	444,348.63
Collection of Taxes	10,075.00	Taxes from Public Utilities	769,617.67	County Library Taxes	20,995.43
Planning, Housing & Development	17,680.00	Other Miscellaneous Tax Revenues		Local Municipal Purpose Taxes	-1,876.68
Human Resources		State Aid Revenues	181,561.64	Veteran & Senior Citizen Taxes	28,950.00
Elections	1,800.00	Federal Aid Revenues		Total Taxes for Rate Computation	2,376,783.88
General Administration (other)	145,115.00	State and Local Fiscal Assistance Act Utilized	145,075.00	Special District Taxes	
<b>JUDICIARY</b>		Sale of Acquired Property		Bank Stock Taxes	3,959.37
Municipal Courts	6,630.00	Other Miscellaneous Revenues	157,119.41	Added and Omitted Taxes	88,202.62
<b>PUBLIC SAFETY</b>		Other Revenues, Revenue Sharing Tax Effort	107,628.83	Total Taxes Levied - ABSTRACT	2,439,995.87
Fire Protection	39,600.00	Total	3,857,397.95	Total Taxes Billed	2,443,565.87
Police Protection	10,600.00	Prior Years Surplus Appropriated	425,000.00	1973 TAXES COLLECTED	2,335,848.42
Civil Defense & Disaster Control	10.00	REVENUES TOTAL	4,282,397.95	1973 Taxes Cancelled, Abated or Adjusted	3,238.88
Environmental Inspection & Control	6,180.00			Transfer to Tax Title Liens or Foreclosed	255.06
Other Public Safety		CAPITAL OUTLAY TOTAL	528,669.10	Balance Outstanding Dec. 31, 1973	104,223.51
<b>PUBLIC WORKS</b>				<b>PRIOR YEARS TAXES OUTSTANDING</b>	
Streets and Drainage	404,015.00	Public Enterprises	506,271.60	Balance January 1, 1973	104,242.10
Sewers and Sewage Processing		Recreation—Culture	18,762.50	Collected in 1973	102,016.04
Garbage and Trash Disposal		Public Works		Cancelled, Abated or Adjusted 1973	
Public Buildings and Grounds	18,540.00	Buildings and Grounds	3,635.00	Transfers to Tax Title Liens or Foreclosed	
Other Public Works	22,200.00	Library and Education		Balance December 31, 1973	2,226.06
<b>HEALTH and WELFARE</b>		Conservation		<b>TAX TITLE LIENS OUTSTANDING</b>	
Health Services Except Environmental	16,150.00	All Other		Balance January 1, 1973	752.29
Welfare-Public Assistance	4,380.00			Transfers From Taxes	255.06
Hospitals, Clinics, First Aid	850.00	CAPITAL DEBT AUTHORIZED, DECEMBER 31, 1973		Redeemed in 1973	
Animal, Insect, & Rodent Control	1,000.00	ISSUED AND UNISSUED		Cancelled, Abated or Adjusted (1973)	
Other Welfare Services		School	1,971,000	Transfers to Foreclosed Property	
<b>RECREATION and CONSERVATION</b>		Self-liquidating	3,679,000	Balance December 31, 1973	1,007.35
Beaches and Boardwalks		Other		<b>PROPERTY ACQUIRED BY DEED OR FORECLOSURE</b>	
Parks, Playgrounds, Shade Trees		Total	5,650,000	Balance January 1, 1973	
Land Reclamation & Conservation	500.00	ISSUED AND OUTSTANDING		Transfers From Taxes or Liens	
Other Recreational Services	31,400.00	School	1,971,000.00	Sale for Cash (1973)	
<b>EDUCATION (excluding schools)</b>		Self-Liquidating	1,959,000.00	Cancelled, Abated or Adjusted (1973)	
Libraries		Other		Balance December 31, 1973	
Other Educational Services	275,000.00	Total	3,930,000.00	<b>CURRENT FINANCES DECEMBER 31, 1973</b>	
<b>STATUTORY EXPENDITURES</b>		EQUALIZED VALUATION BASIS		ASSETS	
Pensions & F. I. C. A.	32,500.00	FOR NET DEBT COMPUTATION	34,012,267.33	Cash Dec. 31, 1973	1,667,170.84
Employee Fringe Benefits	9,000.00	REAL PROPERTY VALUATIONS		Taxes Receivable	106,449.57
Other Statutory Expenditures		Code Class # of Parcels % VAL'N	ASSESSED VALUATION	Tax Title Liens	1,007.35
<b>MUNICIPAL FUNCTIONS</b>		1 Vacant Land 221 4.07	1,454,200.00	Foreclosed Property	
CAPITAL IMPROVEMENTS *MEMO*	362,385.50	2 Residential 1477 61.92	22,143,880.00	Emergencies & Other Deferred Charges	
<b>DEBT SERVICE</b>		3 Farm 258 8.67	3,103,490.00	State Aid Receivable	261,943.89
Principal Payments		4a Commercial 128 18.35	6,561,350.00	Other Receivables	84,635.59
Interest Payments		4b Industrial 14 6.99	2,501,100.00	Total	2,121,207.24
<b>DEFERRED CHARGES</b>		4c Apartments		<b>LIABILITIES, RESERVES, AND SURPLUS</b>	
SCHOOL, COUNTY, SPECIAL DISTRICT TAXES	167,012.32	Total 2098	35,764,020.00	Cash Liabilities	989,502.44
RESERVE FOR UNCOLLECTED TAXES	2,349,710.56	Land Area 20.35 Sq. Miles		Reserves for Receivables	192,092.51
EMERGENCY EMPLOYMENT ACT OF 1971	141,026.95	Net Valuation Taxable-Municipal	36,364,162.00	Surplus Dec. 31, 1973	939,612.29
<b>EXPENDITURES TOTAL</b>	3,726,229.83	Net Valuation Taxable-County	90,859,271.00	Total	2,121,207.24
		State Equalized Valuation	97,053,417.00		
		State Equalization Ratio	37.08		

1903

Population 1970 915  
 Population 1973 910  
 S & P Rating  
 Moody Rating

General Tax Rate Per \$100. 4.76  
 State Equalized Tax Rate 2.56

BRANCHVILLE BOROUGH — SUSSEX CO.  
 Form of Government:  
 Borough Council  
 Number of Members on Governing Body 6

PER CAPITA: 315.20  
 Gross Debt  
 Net Debt  
 Debt Service 308.41  
 Total Tax Levy 255.70  
 Municipal Expenditures  
 PER CENT: 2.88  
 Gross Debt  
 Net Debt  
 Tax Levy Collected 94.27  
 Tax Levy Cancelled, Abated or Adjusted

EXPENDITURES		REVENUES-REALIZED		1973 PROPERTY TAX	
<b>GENERAL GOVERNMENT</b>				<b>STATE EQUALIZED TAX RATE</b>	
Governing Body & Public Boards		1973 Property Taxes Collected	264,562.31	Local District School Taxes .69	74,481.70
Municipal Clerk		1973 Payments in Lieu of Taxes		Regional & Consolidated School Tax 1.01	109,233.43
Financial Administration	3,400.00	Delinquent Tax & Lien Collections	14,878.64	School Taxes in Municipal Budget	
Assessment of Taxes	8,400.00	Business Personalty Replacement Taxes	28,085.13	County Taxes .86	92,876.50
Collection of Taxes	2,600.00	Taxes from Public Utilities	12,025.46	County Library Taxes .03	3,635.49
Planning, Housing & Development	3,300.00	Other Miscellaneous Tax Revenues	117,873.15	Local Municipal Purpose Taxes	-9,082.53
Human Resources		State Aid Revenues	4,650.13	Veteran & Senior Citizen Taxes .06	6,420.00
Elections		Federal Aid Revenues		Total Taxes for Rate Computation 2.65	277,564.59
General Administration (other)	16,200.00	State and Local Fiscal Assistance Act Utilized	11,113.00	Special District Taxes	
<b>JUDICIARY</b>		Sale of Acquired Property		Bank Stock Taxes	9,082.53
Municipal Courts	2,600.00	Other Miscellaneous Revenues	30,615.54	Added and Omitted Taxes	428.40
<b>PUBLIC SAFETY</b>		Other Revenues, Revenue Sharing Tax Effort	1,095.00	Total Taxes Levied - ABSTRACT	280,655.52
Fire Protection	6,760.00	Total	484,898.36	Total Taxes Billed	280,655.52
Police Protection	7,450.00	Prior Years Surplus Appropriated	85,000.00	1973 TAXES COLLECTED	264,562.31
Civil Defense & Disaster Control	300.00	REVENUES TOTAL	569,898.36	1973 Taxes Cancelled, Abated or Adjusted	
Environmental Inspection & Control	350.00	CAPITAL OUTLAY TOTAL	42,088.71	Transfer to Tax Title Liens or Foreclosed	
Other Public Safety				Balance Outstanding Dec. 31, 1973	16,093.21
<b>PUBLIC WORKS</b>				<b>PRIOR YEARS TAXES OUTSTANDING</b>	
Streets and Drainage	36,700.00	Public Enterprises		Balance January 1, 1973	24,234.77
Sewers and Sewage Processing		Recreation—Culture	27,532.09	Collected in 1973	14,878.64
Garbage and Trash Disposal	10,000.00	Public Works	1,630.00	Cancelled, Abated or Adjusted 1973	
Public Buildings and Grounds	2,000.00	Buildings and Grounds	12,926.62	Transfers to Tax Title Liens or Foreclosed	
Other Public Works	1,500.00	Library and Education		Balance December 31, 1973	9,356.13
<b>HEALTH and WELFARE</b>		Conservation		<b>TAX TITLE LIENS OUTSTANDING</b>	
Health Services Except Environmental	700.00	All Other		Balance January 1, 1973	
Welfare-Public Assistance	500.00	CAPITAL DEBT AUTHORIZED, DECEMBER 31, 1973		Transfers From Taxes	
Hospitals, Clinics, First Aid	1,200.00	ISSUED AND UNISSUED		Redeemed in 1973	
Animal, Insect, & Rodent Control	1,000.00	School	211,828	Cancelled, Abated or Adjusted (1973)	
Other Welfare Services		Self-liquidating		Transfers to Foreclosed Property	
<b>RECREATION and CONSERVATION</b>		Other	75,000	Balance December 31, 1973	
Beaches and Boardwalks		Total	286,828	<b>PROPERTY ACQUIRED BY DEED OR FORECLOSURE</b>	
Parks, Playgrounds, Shade Trees	500.00	ISSUED AND OUTSTANDING		Balance January 1, 1973	
Land Reclamation & Conservation		School	118,709.57	Transfers From Taxes or Liens	
Other Recreational Services	6,050.00	Self-Liquidating		Sale for Cash (1973)	
<b>EDUCATION (excluding schools)</b>		Other		Cancelled, Abated or Adjusted (1973)	
Libraries		Total	118,709.57	Balance December 31, 1973	
Other Educational Services	67,182.60	EQUALIZED VALUATION BASIS		<b>CURRENT FINANCES DECEMBER 31, 1973</b>	
<b>STATUTORY EXPENDITURES</b>		FOR NET DEBT COMPUTATION	9,955,728.00	ASSETS	
Pensions & F. I. C. A.	2,300.00	REAL PROPERTY VALUATIONS		Cash Dec. 31, 1973	158,794.68
Employee Fringe Benefits		Code Class # of Parcels % VAL'N.		Taxes Receivable	25,449.34
Other Statutory Expenditures		1 Vacant Land 47 1.14		Tax Title Liens	
<b>MUNICIPAL FUNCTIONS</b>		2 Residential 243 53.30		Foreclosed Property	
CAPITAL IMPROVEMENTS	17,113.00	3 Farm		Emergencies & Other Deferred Charges	7,300.00
<b>DEBT SERVICE</b>		4a Commercial 58 43.39		State Aid Receivable	8,000.00
Principal Payments		4b Industrial		Other Receivables	64,029.04
Interest Payments		4c Apartments 3 2.17		Total	263,573.06
<b>DEFERRED CHARGES</b>		Total 351	5,500,300.00	<b>LIABILITIES, RESERVES, AND SURPLUS</b>	
SCHOOL, COUNTY, SPECIAL DISTRICT TAXES	22,692.55	Land Area .56 Sq. Miles		Cash Liabilities	61,850.15
RESERVE FOR UNCOLLECTED TAXES	280,227.12	Net Valuation Taxable-Municipal	5,838,610.00	Reserves for Receivables	89,478.38
EMERGENCY EMPLOYMENT ACT OF 1971	29,000.00	Net Valuation Taxable-County	11,290,952.00	Surplus Dec. 31, 1973	112,244.53
<b>EXPENDITURES</b>		State Equalized Valuation	10,556,218.00	Total	263,573.06
TOTAL	512,912.27	State Equalization Ratio	53.83		

1506

Population 1970 35,535  
 Population 1973 41,070  
 S & P Rating  
 Moody Rating BA

General Tax Rate Per \$100. 2.77  
 State Equalized Tax Rate 2.50

## BRICK TOWNSHIP — OCEAN CO.

Form of Government:

Mayor-Council Plan B (OMCL50)

Number of Members of Governing Body 7

PER CAPITA: 314.79  
 Gross Debt 106.99  
 Net Debt 2.07  
 Debt Service 326.13  
 Total Tax Levy 105.29  
 Municipal Expenditures

PER CENT: 3.02  
 Gross Debt 1.03  
 Net Debt 93.64  
 Tax Levy Collected  
 Tax Levy Cancelled, Abated or Adjusted .34

EXPENDITURES		REVENUES-REALIZED		1973 PROPERTY TAX	
GENERAL GOVERNMENT				STATE EQUALIZED TAX RATE 1.90	
Governing Body & Public Boards	42,810.00	1973 Property Taxes Collected 12,541,748.24		Local District School Taxes	9,915,204.50
Municipal Clerk	66,413.00			Regional & Consolidated School Tax	
Financial Administration	53,687.00			School Taxes in Municipal Budget	
Assessment of Taxes	76,977.00			County Taxes	.42 2,180,286.16
Collection of Taxes	79,972.00			County Library Taxes	.02 100,470.73
Planning, Housing & Development	62,650.00			Local Municipal Purpose Taxes	.10 543,981.55
Human Resources	30,895.00			Veteran & Senior Citizen Taxes	.05 279,540.00
Elections	26,298.00			Total Taxes for Rate Computation	2.49 13,019,482.94
General Administration (other)	295,136.00			Special District Taxes	287,270.00
JUDICIARY				Bank Stock Taxes	36,018.45
Municipal Courts	63,170.00			Added and Omitted Taxes	330,902.31
PUBLIC SAFETY				Total Taxes Levied - ABSTRACT	13,394,133.70
Fire Protection	516,418.00			Total Taxes Billed	12,541,748.24
Police Protection	1,605.00			1973 TAXES COLLECTED	
Civil Defense & Disaster Control	96,217.00			1973 Taxes Cancelled, Abated or Adjusted	45,000.00
Environmental Inspection & Control				Transfer to Tax Title Liens or Foreclosed	
Other Public Safety				Balance Outstanding Dec. 31, 1973	807,385.46
PUBLIC WORKS				PRIOR YEARS TAXES OUTSTANDING	
Streets and Drainage	579,869.00			Balance January 1, 1973	821,280.20
Sewers and Sewage Processing	434,529.00			Collected in 1973	748,816.67
Garbage and Trash Disposal	77,856.00			Cancelled, Abated or Adjusted 1973	
Public Buildings and Grounds	14,147.00			Transfers to Tax Title Liens or Foreclosed	
Other Public Works				Balance December 31, 1973	72,463.53
HEALTH and WELFARE				TAX TITLE LIENS OUTSTANDING	
Health Services Except Environmental	44,492.00			Balance January 1, 1973	210,418.67
Welfare-Public Assistance	13,885.00			Transfers From Taxes	
Hospitals, Clinics, First Aid	1,000.00			Redeemed in 1973	59,285.39
Animal, Insect, & Rodent Control	15,577.00			Cancelled, Abated or Adjusted (1973)	
Other Welfare Services				Transfers to Foreclosed Property	
RECREATION and CONSERVATION				Balance December 31, 1973	151,133.28
Beaches and Boardwalks	16,040.00			PROPERTY ACQUIRED BY DEED OR	
Parks, Playgrounds, Shade Trees	435.00			FORECLOSURE	
Land Reclamation & Conservation	12,850.00			Balance January 1, 1973	318,525.00
Other Recreational Services	95,631.00			Transfers From Taxes or Liens	
EDUCATION (excluding schools)				Sale for Cash (1973)	8,600.00
Libraries	6,000.00			Cancelled, Abated or Adjusted (1973)	
Other Educational Services				Balance December 31, 1973	309,925.00
STATUTORY EXPENDITURES				CURRENT FINANCES DECEMBER 31, 1973	
Pensions & F. I. C. A.	149,500.00			ASSETS	
Employee Fringe Benefits	58,200.00			Cash Dec. 31, 1973	3,552,640.06
Other Statutory Expenditures				Taxes Receivable	879,848.99
MUNICIPAL FUNCTIONS				Tax Title Liens	151,133.28
CAPITAL IMPROVEMENTS				Foreclosed Property	309,925.00
DEBT SERVICE				Emergencies & Other Deferred Charges	198,450.00
Principal Payments	31,948.71			State Aid Receivable	45,605.45
Interest Payments	53,000.00			Other Receivables	62,445.33
DEFERRED CHARGES				Total	5,200,048.11
SCHOOL, COUNTY, SPECIAL DISTRICT TAXES	12,483,231.39			LIABILITIES, RESERVES, AND SURPLUS	
RESERVE FOR UNCOLLECTED TAXES	1,228,794.74			Cash Liabilities	1,395,900.58
EMERGENCY EMPLOYMENT ACT OF 1971	22,000.00			Reserves for Receivables	1,388,552.60
EXPENDITURES	16,807,305.84			Surplus Dec. 31, 1973	2,415,594.93
				Total	5,200,048.11

0601

Population 1970 20,495  
 Population 1973 21,345  
 S & P Rating A  
 Moody Rating BAA

General Tax Rate Per \$100. 4.69  
 State Equalized Tax Rate 4.96

BRIDGETON CITY — CUMBERLAND CO.  
 Form of Government:  
 Mayor-Council Plan A (OMCL50)  
 Number of Members on Governing Body 5

PER CAPITA:  
 Gross Debt 332.63  
 Net Debt 63.55  
 Debt Service 5.17  
 Total Tax Levy 204.43  
 Municipal Expenditures 140.78

PER CENT:  
 Gross Debt 8.44  
 Net Debt 1.61  
 Tax Levy Collected 93.32  
 Tax Levy Cancelled, Abated or Adjusted .08

EXPENDITURES		REVENUES-REALIZED		1973 PROPERTY TAX	
GENERAL GOVERNMENT				STATE EQUALIZED TAX RATE — 2.55	
Governing Body & Public Boards	41,094.00	1973 Property Taxes Collected 4,684,773.13		Local District School Taxes	2,259,394.66
Municipal Clerk	12,607.00	1973 Payments in Lieu of Taxes 249,399.30		Regional & Consolidated School Tax	
Financial Administration	56,863.50	Delinquent Tax & Lien Collections 507,637.66		School Taxes in Municipal Budget	
Assessment of Taxes	19,081.00	Business Personalty Replacement Taxes 298,453.58		County Taxes	1,113,037.48
Collection of Taxes	42,633.00	Other Miscellaneous Tax Revenues 402,791.45		County Library Taxes	
Planning, Housing & Development	108,398.00	State Aid Revenues 79,770.85		Local Municipal Purpose Taxes	921,542.46
Human Resources	900.00	State and Local Fiscal Assistance Act Utilized 205,002.00		Veteran & Senior Citizen Taxes	98,606.66
Elections	6,650.00	Sale of Acquired Property 240,438.50		Total Taxes for Rate Computation	4,392,581.26
General Administration (other)	210,889.00	Other Miscellaneous Revenues 63,295.03		Special District Taxes	
JUDICIARY		Other Revenues, Revenue Sharing Tax Effort 6,131,561.50		Bank Stock Taxes	26,253.18
Municipal Courts	30,758.00	Prior Years Surplus Appropriated 330,000.00		Added and Omitted Taxes	43,256.67
PUBLIC SAFETY		REVENUES TOTAL 6,461,561.50		Total Taxes Levied - ABSTRACT	4,363,484.45
Fire Protection	213,472.00	CAPITAL OUTLAY TOTAL 229,834.74		Total Taxes Billed	4,377,092.44
Police Protection	626,623.00	Public Enterprises 46,292.37		1973 TAXES COLLECTED	4,084,773.13
Civil Defense & Disaster Control	2,150.00	Recreation—Culture 181,192.37		1973 Taxes Cancelled, Abated or Adjusted	3,358.05
Environmental Inspection & Control	58,102.00	Public Works 2,350.00		Transfer to Tax Title Liens or Foreclosed	45,463.87
Other Public Safety		Buildings and Grounds		Balance Outstanding Dec. 31, 1973	243,497.39
PUBLIC WORKS		Library and Education		PRIOR YEARS TAXES OUTSTANDING	
Streets and Drainage	315,729.00	Conservation		Balance January 1, 1973	242,482.08
Sewers and Sewage Processing		All Other		Collected in 1973	227,959.26
Garbage and Trash Disposal	71,545.00	CAPITAL DEBT AUTHORIZED, DECEMBER 31, 1973		Cancelled, Abated or Adjusted 1973	
Public Buildings and Grounds	56,788.00	ISSUED AND UNISSUED GROSS DEBT NET DEBT		Transfers to Tax Title Liens or Foreclosed	
Other Public Works		School 4,400,000		Balance December 31, 1973	14,522.82
HEALTH and WELFARE		Self-liquidating 1,343,400		TAX TITLE LIENS OUTSTANDING	
Health Services Except Environmental	29,726.00	Other 1,356,500		Balance January 1, 1973	110,481.24
Welfare-Public Assistance	23,641.00	Total 7,099,900		Transfers From Taxes	45,463.87
Hospitals, Clinics, First Aid	15,000.00	ISSUED AND OUTSTANDING		Redeemed in 1973	21,440.04
Animal, Insect, & Rodent Control	5,200.00	School 2,240,000.00		Cancelled, Abated or Adjusted (1973)	
Other Welfare Services		Self-Liquidating 1,168,400.00		Transfers to Foreclosed Property	
RECREATION and CONSERVATION		Other 988,500.00		Balance December 31, 1973	134,505.07
Beaches and Boardwalks		Total 4,396,900.00		PROPERTY ACQUIRED BY DEED OR	
Parks, Playgrounds, Shade Trees	110,986.04	EQUALIZED VALUATION BASIS		FORECLOSURE	
Land Reclamation & Conservation		FOR NET DEBT COMPUTATION 84,075,764.67		Balance January 1, 1973	92,550.00
Other Recreational Services	101,010.00	REAL PROPERTY VALUATIONS		Transfers From Taxes or Liens	
EDUCATION (excluding schools)		Code Class # of Parcels % VAL'N ASSESSED VALUATION		Sale for Cash (1973)	
Libraries	82,306.00	1 Vacant Land 1092 1.78 1,614,250.00		Cancelled, Abated or Adjusted (1973)	
Other Educational Services	3,650.00	2 Residential 4886 54.86 49,828,950.00		Balance December 31, 1973	92,550.00
STATUTORY EXPENDITURES		3 Farm 10 .07 64,050.00		CURRENT FINANCES DECEMBER 31, 1973	
Pensions & F. I. C. A.	154,326.10	4a Commercial 516 20.11 18,267,850.00		ASSETS	
Employee Fringe Benefits		4b Industrial 66 19.31 17,540,700.00		Cash Dec. 31, 1973	1,206,867.79
Other Statutory Expenditures		4c Apartments 34 3.86 3,507,400.00		Taxes Receivable	258,020.21
MUNICIPAL FUNCTIONS TOTAL	2,400,127.64	Total 6604 90,823,200.00		Tax Title Liens	134,505.07
CAPITAL IMPROVEMENTS * MEMO*	182,000.00	Land Area 6.50 Sq. Miles		Foreclosed Property	92,550.00
DEBT SERVICE		Net Valuation Taxable-Municipal 93,831,700.00		Emergencies & Other Deferred Charges	50,880.00
Principal Payments	56,000.00	Net Valuation Taxable-County 96,449,509.00		State Aid Receivable	27,263.10
Interest Payments	54,261.61	State Equalized Valuation 88,899,946.00		Other Receivables	36,022.28
DEFERRED CHARGES	16,440.00	State Equalization Ratio 105.78		Total	1,806,108.45
SCHOOL, COUNTY, SPECIAL DISTRICT TAXES	3,372,432.14			LIABILITIES, RESERVES, AND SURPLUS	
RESERVE FOR UNCOLLECTED TAXES	369,423.65			Cash Liabilities	793,051.94
EMERGENCY EMPLOYMENT ACT OF 1971	108,751.28			Reserves for Receivables	521,097.56
EXPENDITURES TOTAL	6,377,436.32			Surplus Dec. 31, 1973	491,958.95
				Total	1,806,108.45

1806

Population 1970 30,355  
 Population 1973 31,155  
 S & P Rating A  
 Moody Rating A

General Tax Rate Per \$100 5.34  
 State Equalized Tax Rate 2.62

BRIDGEWATER TOWNSHIP — SOMERSET CO.  
 Form of Government:  
 Township Committee  
 Number of Members of Governing Body 5

PER CAPITA:  
 Gross Debt 758.39  
 Net Debt 158.21  
 Debt Service 21.81  
 Total Tax Levy 430.75  
 Municipal Expenditures 144.16  
 PER CENT:  
 Gross Debt 5.36  
 Net Debt 1.12  
 Tax Levy Collected 97.02  
 Tax Levy Cancelled, Abated or Adjusted .37

EXPENDITURES		REVENUES-REALIZED		1973 PROPERTY TAX	
GENERAL GOVERNMENT		1973 Property Taxes Collected		STATE EQUALIZED TAX RATE →	
Governing Body & Public Boards		13,030,677.63		Local District School Taxes	
Municipal Clerk	47,384.55	1973 Payments in Lieu of Taxes		Regional & Consolidated School Tax 2.08	
Financial Administration	41,070.76	Delinquent Tax & Lien Collections		School Taxes in Municipal Budget	
Assessment of Taxes	41,607.95	Business Personalty Replacement Taxes		County Taxes .49	2,458,577.26
Collection of Taxes	136,751.42	Taxes from Public Utilities		County Library Taxes .02	116,174.34
Planning, Housing & Development	2,900.00	Other Miscellaneous Tax Revenues		Local Municipal Purpose Taxes	
Human Resources	400,577.64	State Aid Revenues		Veteran & Senior Citizen Taxes .03	158,280.00
Elections		Federal Aid Revenues		Total Taxes for Rate Computation 2.62	13,258,145.53
General Administration (other)	46,161.23	State and Local Fiscal Assistance Act Utilized		Special District Taxes	167,294.00
JUDICIARY		Sale of Acquired Property		Bank Stock Taxes	11,792.26
Municipal Courts	97,567.98	Other Miscellaneous Revenues		Added and Omitted Taxes	140,943.94
PUBLIC SAFETY	620,190.54	Other Revenues, Revenue Sharing Tax Effort		Total Taxes Levied - ABSTRACT	13,419,895.73
Fire Protection	1,772.00	Total		Total Taxes Billed	13,430,928.93
Police Protection	66,757.82	Prior Years Surplus Appropriated		1973 TAXES COLLECTED	13,030,677.63
Civil Defense & Disaster Control		REVENUES TOTAL		1973 Taxes Cancelled, Abated or Adjusted	49,988.23
Environmental Inspection & Control		CAPITAL OUTLAY TOTAL		Transfer to Tax Title Liens or Foreclosed	13,251.09
Other Public Safety		Public Enterprises		Balance Outstanding Dec. 31, 1973	337,011.98
PUBLIC WORKS		Recreation—Culture			
Streets and Drainage	739,285.81	Public Works		PRIOR YEARS TAXES OUTSTANDING	
Sewers and Sewage Processing	226,055.00	Buildings and Grounds		Balance January 1, 1973	397,651.88
Garbage and Trash Disposal	33,710.13	Library and Education		Collected in 1973	375,225.18
Other Public Works		Conservation		Cancelled, Abated or Adjusted 1973	1,685.34
HEALTH and WELFARE		All Other		Transfers to Tax Title Liens or Foreclosed	6,898.71
Health Services Except Environmental	67,583.95	CAPITAL DEBT AUTHORIZED, DECEMBER 31, 1973		Balance December 31, 1973	13,842.65
Welfare—Public Assistance	5,339.18	ISSUED AND UNISSUED GROSS DEBT NET DEBT		TAX TITLE LIENS OUTSTANDING	
Hospitals, Clinics, First Aid	2,500.00	School 11,995,591		Balance January 1, 1973	18,041.55
Animal, Insect, & Rodent Control	10,444.20	Self-liquidating 11,632,070		Transfers From Taxes	20,944.11
Other Welfare Services		Other 23,627,661		Redeemed in 1973	4,669.12
RECREATION and CONSERVATION		Total 4,928,942		Cancelled, Abated or Adjusted (1973)	
Beaches and Boardwalks	66,903.33	ISSUED AND OUTSTANDING		Transfers to Foreclosed Property	34,316.54
Parks, Playgrounds, Shade Trees	58,825.70	School 11,995,591.38		Balance December 31, 1973	
Land Reclamation & Conservation	154,652.99	Self-Liquidating 6,973,000.00		PROPERTY ACQUIRED BY DEED OR FORECLOSURE	
Other Recreational Services		Other 19,968,591.38		Balance January 1, 1973	211,232.83
EDUCATION (excluding schools)		Total 441,046,192.67		Transfers From Taxes or Liens	45,281.83
Libraries	1,000.00	EQUALIZED VALUATION BASIS		Sale for Cash (1973)	
Other Educational Services		FOR NET DEBT COMPUTATION		Cancelled, Abated or Adjusted (1973)	165,951.00
STATUTORY EXPENDITURES		REAL PROPERTY VALUATIONS		Balance December 31, 1973	
Pensions & F. I. C. A.	165,539.79	Code Class # of Parcels % VAL'N ASSESSED VALUATION		CURRENT FINANCES DECEMBER 31, 1973	
Employee Fringe Benefits	50,000.00	1 Vacant Land 1844 4.37 10,795,015.00		ASSETS	
Other Statutory Expenditures		2 Residential 7538 61.28 151,402,775.00		Cash Dec. 31, 1973	2,630,971.67
MUNICIPAL FUNCTIONS TOTAL	3,084,581.97	3 Farm 93 1.09 2,704,650.00		Taxes Receivable	350,854.63
CAPITAL IMPROVEMENTS *MEMO*	1,682,926.00	4a Commercial 194 11.12 27,482,750.00		Tax Title Liens	34,316.54
DEBT SERVICE		4b Industrial 30 20.72 51,194,750.00		Foreclosed Property	165,951.00
Principal Payments	295,000.00	4c Apartments 36 1.40 3,469,150.00		Emergencies & Other Deferred Charges	220,000.00
Interest Payments	384,335.50	Total 9735 247,049,090.00		State Aid Receivable	51,146.70
DEFERRED CHARGES	32,742.46	Land Area 32.30 Sq. Miles		Other Receivables	285,624.75
SCHOOL, COUNTY, SPECIAL DISTRICT TAXES	13,267,159.53	Net Valuation Taxable-Municipal		Total	3,738,865.29
RESERVE FOR UNCOLLECTED TAXES	657,179.04	Net Valuation Taxable-County		LIABILITIES, RESERVES, AND SURPLUS	
EMERGENCY EMPLOYMENT ACT OF 1971	37,415.11	State Equalized Valuation		Cash Liabilities	776,672.16
EXPENDITURES TOTAL	17,758,413.61	State Equalization Ratio 49.16		Reserves for Receivables	836,745.92
				Surplus Dec. 31, 1973	2,125,447.21
				Total	3,738,865.29

1308

Population 1970 3,610  
 Population 1973 3,595  
 S & P Rating  
 Moody Rating

General Tax Rate Per \$100. 3.40  
 State Equalized Tax Rate 3.15

BRIELLE BOROUGH — MONMOUTH CO.  
 Form of Government:  
 Borough Council  
 Number of Members on Governing Body 6

PER CAPITA: 416.70  
 Gross Debt 77.01  
 Net Debt 3.34  
 Debt Service 565.83  
 Total Tax Levy 258.98  
 Municipal Expenditures

PER CENT: 2.68  
 Gross Debt .50  
 Net Debt 92.62  
 Tax Levy Collected  
 Tax Levy Cancelled, Abated or Adjusted .04

EXPENDITURES		REVENUES-REALIZED		1973 PROPERTY TAX	
GENERAL GOVERNMENT				STATE EQUALIZED TAX RATE 1.66	
Governing Body & Public Boards		1973 Property Taxes Collected	1,883,956.04	Local District School Taxes	1,076,565.00
Municipal Clerk		1973 Payments in Lieu of Taxes		Regional & Consolidated School Tax	
Financial Administration	5,085.00	Delinquent Tax & Lien Collections	153,535.68	School Taxes in Municipal Budget	
Assessment of Taxes	6,333.00	Business Personalty Replacement Taxes	22,392.06	County Taxes	369,746.64
Collection of Taxes	10,931.00	Taxes from Public Utilities	65,457.58	County Library Taxes	14,276.66
Planning, Housing & Development	6,170.00	Other Miscellaneous Tax Revenues		Local Municipal Purpose Taxes	557,594.64
Human Resources	200.00	State Aid Revenues	60,896.45	Veteran & Senior Citizen Taxes	21,820.00
Elections		Federal Aid Revenues		Total Taxes for Rate Computation	2,040,002.94
General Administration (other)	97,459.00	State and Local Fiscal Assistance Act Utilized	25,112.00	Special District Taxes	
JUDICIARY		Sale of Acquired Property	10,000.00	Bank Stock Taxes	1,305.36
Municipal Courts	5,556.00	Other Miscellaneous Revenues	167,828.99	Added and Omitted Taxes	14,687.58
PUBLIC SAFETY		Other Revenues, Revenue Sharing Tax Effort	34,701.75	Total Taxes Levied - ABSTRACT	2,034,175.88
Fire Protection	14,496.00	Total	2,423,880.55	Total Taxes Billed	2,034,175.88
Police Protection	220,215.00	Prior Years Surplus Appropriated		1973 TAXES COLLECTED	1,883,956.04
Civil Defense & Disaster Control	200.00	REVENUES TOTAL	2,423,880.55	1973 Taxes Cancelled, Abated or Adjusted	846.11
Environmental Inspection & Control	3,470.00	CAPITAL OUTLAY TOTAL	28,942.57	Transfer to Tax Title Liens or Foreclosed	2,193.99
Other Public Safety				Balance Outstanding Dec. 31, 1973	147,179.74
PUBLIC WORKS				PRIOR YEARS TAXES OUTSTANDING	
Streets and Drainage	78,264.00	Public Enterprises	10,545.17	Balance January 1, 1973	154,079.66
Sewers and Sewage Processing	45,100.00	Recreation—Culture	17,442.40	Collected in 1973	153,266.43
Garbage and Trash Disposal	110,000.00	Public Works	955.00	Cancelled, Abated or Adjusted 1973	
Public Buildings and Grounds	26,944.00	Buildings and Grounds		Transfers to Tax Title Liens or Foreclosed	
Other Public Works		Library and Education		Balance December 31, 1973	813.23
HEALTH and WELFARE		Conservation		TAX TITLE LIENS OUTSTANDING	
Health Services Except Environmental	10,698.00	All Other		Balance January 1, 1973	13,726.20
Welfare-Public Assistance	3,258.00	CAPITAL DEBT AUTHORIZED, DECEMBER 31, 1973		Transfers From Taxes	2,193.99
Hospitals, Clinics, First Aid		ISSUED AND UNISSUED		Redeemed in 1973	269.25
Animal, Insect, & Rodent Control		School	702,000	Cancelled, Abated or Adjusted (1973)	
Other Welfare Services		Self-liquidating	519,200	Transfers to Foreclosed Property	
RECREATION and CONSERVATION		Other	276,852	Balance December 31, 1973	15,650.94
Beaches and Boardwalks		Total	1,498,052	PROPERTY ACQUIRED BY DEED OR FORECLOSURE	
Parks, Playgrounds, Shade Trees	6,500.00	ISSUED AND OUTSTANDING		Balance January 1, 1973	25,900.00
Land Reclamation & Conservation	500.00	School	702,000.00	Transfers From Taxes or Liens	
Other Recreational Services	5,705.00	Self-Liquidating	224,000.00	Sale for Cash (1973)	10,000.00
EDUCATION (excluding schools)		Other	212,000.00	Cancelled, Abated or Adjusted (1973)	
Libraries	12,500.00	Total	1,138,000.00	Balance December 31, 1973	15,900.00
Other Educational Services		EQUALIZED VALUATION BASIS		CURRENT FINANCES DECEMBER 31, 1973	
STATUTORY EXPENDITURES		FOR NET DEBT COMPUTATION	55,902,773.00	ASSETS	
Pensions & F. I. C. A.	37,500.00	REAL PROPERTY VALUATIONS		Cash Dec. 31, 1973	847,145.71
Employee Fringe Benefits	15,250.00	Code Class # of Parcels % VAL'N	ASSESSED VALUATION	Taxes Receivable	147,992.97
Other Statutory Expenditures		1 Vacant Land 317 7.23	4,311,750.00	Tax Title Liens	15,650.94
MUNICIPAL FUNCTIONS TOTAL	722,334.00	2 Residential 1233 78.00	46,538,300.00	Foreclosed Property	15,900.00
CAPITAL IMPROVEMENTS *MEMO*	61,224.00	3 Farm		Emergencies & Other Deferred Charges	63,322.00
DEBT SERVICE		4a Commercial 84 12.13	7,240,700.00	State Aid Receivable	78,120.00
Principal Payments	5,000.00	4b Industrial		Other Receivables	33,641.27
Interest Payments	6,997.50	4c Apartments 2 2.64	1,577,300.00	Total	1,201,772.89
DEFERRED CHARGES	21,931.42	Total 1636	59,668,050.00	LIABILITIES, RESERVES, AND SURPLUS	
SCHOOL, COUNTY, SPECIAL DISTRICT TAXES	1,460,588.30	Land Area 1.65 Sq. Miles		Cash Liabilities	790,238.04
RESERVE FOR UNCOLLECTED TAXES	174,775.08	Net Valuation Taxable-Municipal	60,039,337.00	Reserves for Receivables	213,185.18
EMERGENCY EMPLOYMENT ACT OF 1971		Net Valuation Taxable-County	56,739,151.00	Surplus Dec. 31, 1973	198,349.67
EXPENDITURES TOTAL	2,391,626.30	State Equalized Valuation	64,648,397.00	Total	1,201,772.89
		State Equalization Ratio	92.83		

0103

Population 1970 6,830  
 Population 1973 7,410  
 S & P Rating BBB  
 Moody Rating

General Tax Rate Per \$100. 3.19  
 State Equalized Tax Rate 2.78

## BRIGANTINE CITY — ATLANTIC CO.

Form of Government:

Commission (1911)

Number of Members on Governing Body 3

PER CAPITA:

Gross Debt 594.47  
 Net Debt 244.80  
 Debt Service 28.08  
 Total Tax Levy 398.92  
 Municipal Expenditures 237.04

PER CENT:

Gross Debt 4.86  
 Net Debt 2.00  
 Tax Levy Collected 92.98  
 Tax Levy Cancelled, Abated or Adjusted .06

EXPENDITURES		REVENUES-REALIZED		1973 PROPERTY TAX	
<b>GENERAL GOVERNMENT</b>				<b>STATE EQUALIZED TAX RATE</b> → .91	
Governing Body & Public Boards		1973 Property Taxes Collected	2,757,137.54	Local District School Taxes	958,947.00
Municipal Clerk		1973 Payments in Lieu of Taxes		Regional & Consolidated School Tax	
Financial Administration	7,500.00	Delinquent Tax & Lien Collections	176,812.66	School Taxes in Municipal Budget	.08 89,221.25
Assessment of Taxes	21,800.00	Business Personalty Replacement Taxes	14,953.17	County Taxes	.78 829,044.77
Collection of Taxes	29,500.00	Taxes from Public Utilities	121,376.56	County Library Taxes	.02 15,898.98
Planning, Housing & Development		Other Miscellaneous Tax Revenues		Local Municipal Purpose Taxes	.94 991,932.08
Human Resources		State Aid Revenues	35,006.77	Veteran & Senior Citizen Taxes	.05 51,550.00
Elections	1,500.00	Federal Aid Revenues	48,062.06	Total Taxes for Rate Computation	2.78 2,936,594.08
General Administration (other)	136,092.68	State and Local Fiscal Assistance Act Utilized	154,942.00	Special District Taxes	
<b>JUDICIARY</b>		Sale of Acquired Property	96,141.82	Bank Stock Taxes	2,469.67
Municipal Courts	12,000.00	Other Miscellaneous Revenues	71,648.38	Added and Omitted Taxes	68,457.27
<b>PUBLIC SAFETY</b>		Other Revenues, Revenue Sharing Tax Effort	3,476,080.96	Total Taxes Levied - ABSTRACT	2,955,971.02
Fire Protection	183,550.00	Total	3,476,080.96	Total Taxes Billed	2,955,971.02
Police Protection	245,000.00	Prior Years Surplus Appropriated	250,000.00	1973 TAXES COLLECTED	2,757,137.54
Civil Defense & Disaster Control	200.00	REVENUES TOTAL	3,726,080.96	1973 Taxes Cancelled, Abated or Adjusted	1,840.00
Environmental Inspection & Control	20,500.00	CAPITAL OUTLAY TOTAL	608,483.11	Transfer to Tax Title Liens or Foreclosed	6,222.87
Other Public Safety		Public Enterprises	820.00	Balance Outstanding Dec. 31, 1973	200,137.25
<b>PUBLIC WORKS</b>		Recreation—Culture		<b>PRIOR YEARS TAXES OUTSTANDING</b>	
Streets and Drainage	254,000.00	Public Works	38,578.44	Balance January 1, 1973	174,580.56
Sewers and Sewage Processing		Buildings and Grounds	36,084.67	Collected in 1973	166,955.31
Garbage and Trash Disposal	85,000.00	Library and Education	533,000.00	Cancelled, Abated or Adjusted 1973	
Public Buildings and Grounds	19,300.00	Conservation		Transfers to Tax Title Liens or Foreclosed	486.73
Other Public Works	7,500.00	All Other		Balance December 31, 1973	7,138.52
<b>HEALTH and WELFARE</b>		CAPITAL DEBT AUTHORIZED, DECEMBER 31, 1973		<b>TAX TITLE LIENS OUTSTANDING</b>	
Health Services Except Environmental		ISSUED AND UNISSUED		Balance January 1, 1973	9,929.15
Welfare-Public Assistance	2,130.00	School	988,000	Transfers From Taxes	6,806.44
Hospitals, Clinics, First Aid	1,000.00	Self-liquidating	1,574,000	Redeemed in 1973	9,857.35
Animal, Insect, & Rodent Control	2,000.00	Other	1,843,000	Cancelled, Abated or Adjusted (1973)	
Other Welfare Services		Total	4,405,000	Transfers to Foreclosed Property	
<b>RECREATION and CONSERVATION</b>		ISSUED AND OUTSTANDING		Balance December 31, 1973	6,878.24
Beaches and Boardwalks	87,000.00	School	988,000.00	<b>PROPERTY ACQUIRED BY DEED OR FORECLOSURE</b>	
Parks, Playgrounds, Shade Trees	26,500.00	Self-Liquidating	1,574,000.00	Balance January 1, 1973	357,325.33
Land Reclamation & Conservation		Other	1,843,000.00	Transfers From Taxes or Liens	
Other Recreational Services		Total	4,405,000.00	Sale for Cash (1973)	
<b>EDUCATION (excluding schools)</b>		EQUALIZED VALUATION BASIS		Cancelled, Abated or Adjusted (1973)	
Libraries	500.00	FOR NET DEBT COMPUTATION	90,655,614.00	Balance December 31, 1973	357,325.33
Other Educational Services		REAL PROPERTY VALUATIONS		<b>CURRENT FINANCES DECEMBER 31, 1973</b>	
<b>STATUTORY EXPENDITURES</b>		Code Class # of Parcels % VAL'N	ASSESSED VALUATION	<b>ASSETS</b>	
Pensions & F. I. C. A.	74,004.00	1 Vacant Land 1469 10.33	9,447,100.00	Cash Dec. 31, 1973	482,423.17
Employee Fringe Benefits	30,000.00	2 Residential 3481 75.76	69,277,500.00	Taxes Receivable	207,275.77
Other Statutory Expenditures		3 Farm		Tax Title Liens	6,878.24
<b>MUNICIPAL FUNCTIONS</b>		4a Commercial 131 9.13	8,346,900.00	Foreclosed Property	357,325.33
<b>CAPITAL IMPROVEMENTS</b>		4b Industrial		Emergencies & Other Deferred Charges	
<b>DEBT SERVICE</b>		4c Apartments 39 4.79	4,377,400.00	State Aid Receivable	121,000.00
Principal Payments	104,000.00	Total 5120	91,448,900.00	Other Receivables	2,460.00
Interest Payments	104,081.25	Land Area 6.39 Sq. Miles		Total	1,177,362.51
<b>TYPE I SCHL DEBT *MEMC</b>		Net Valuation Taxable-Municipal	92,321,148.00	<b>LIABILITIES, RESERVES, AND SURPLUS</b>	
DEFERRED CHARGES	28,200.00	Net Valuation Taxable-County	99,500,830.00	Cash Liabilities	335,666.62
SCHOOL, COUNTY, SPECIAL DISTRICT TAXES	1,893,112.00	State Equalized Valuation	105,780,932.00	Reserves for Receivables	573,939.34
RESERVE FOR UNCOLLECTED TAXES	198,980.21	State Equalization Ratio	87.17	Surplus Dec. 31, 1973	267,756.55
EMERGENCY EMPLOYMENT ACT OF 1971	74,605.00			Total	1,177,362.51
<b>EXPENDITURES</b>					
TOTAL	3,649,555.14				

1971/3000

\* ABOVE DEBT SERVICE INCLUDES TYPE I SCHOOL DEBT

0407

Population 1970 2,875  
 Population 1973 2,905  
 S & P Rating  
 Moody Rating

General Tax Rate Per \$100. 4.84  
 State Equalized Tax Rate 3.26

BROOKLAWN BOROUGH — CAMDEN CO.  
 Form of Government:  
 Borough Council  
 Number of Members on Governing Body 6

PER CAPITA:  
 Gross Debt 11.72  
 Net Debt 11.72  
 Debt Service 177.17  
 Total Tax Levy 79.89  
 Municipal Expenditures

PER CENT:  
 Gross Debt .24  
 Net Debt .24  
 Tax Levy Collected 94.06  
 Tax Levy Cancelled, Abated or Adjusted .19

EXPENDITURES		REVENUES-REALIZED		1973 PROPERTY TAX	
GENERAL GOVERNMENT				STATE EQUALIZED TAX RATE 1.82	
Governing Body & Public Boards		1973 Property Taxes Collected	483,925.09	Local District School Taxes	293,981.00
Municipal Clerk	2,965.00	1973 Payments in Lieu of Taxes		Regional & Consolidated School Tax	
Financial Administration	5,198.62	Delinquent Tax & Lien Collections	20,945.33	School Taxes in Municipal Budget	
Assessment of Taxes	1,647.00	Business Personalty Replacement Taxes	17,284.21	County Taxes	156,457.55
Collection of Taxes	2,779.80	Taxes from Public Utilities	43,888.04	County Library Taxes	4,729.57
Planning, Housing & Development		Other Miscellaneous Tax Revenues		Local Municipal Purpose Taxes	53,887.95
Human Resources		State Aid Revenues	16,256.33	Veteran & Senior Citizen Taxes	19,520.00
Elections	748.58	Federal Aid Revenues		Total Taxes for Rate Computation	528,576.07
General Administration (other)	23,161.51	State and Local Fiscal Assistance Act Utilized	14,562.00	Special District Taxes	
JUDICIARY		Sale of Acquired Property		Bank Stock Taxes	3,343.21
Municipal Courts	7,152.34	Other Miscellaneous Revenues	81,173.26	Added and Omitted Taxes	2,268.56
PUBLIC SAFETY		Other Revenues, Revenue Sharing Tax Effort	2,990.80	Total Taxes Levied - ABSTRACT	514,667.84
Fire Protection	18,452.20	Total	681,425.06	Total Taxes Billed	514,477.10
Police Protection	39,900.00	Prior Years Surplus Appropriated	29,500.00	1973 TAXES COLLECTED	483,925.09
Civil Defense & Disaster Control	147.80	REVENUES TOTAL	710,925.06	1973 Taxes Cancelled, Abated or Adjusted	964.98
Environmental Inspection & Control	750.00	CAPITAL OUTLAY TOTAL	47,350.00	Transfer to Tax Title Liens or Foreclosed	48.37
Other Public Safety				Balance Outstanding Dec. 31, 1973	29,538.70
PUBLIC WORKS					
Streets and Drainage	28,382.50	Public Enterprises		PRIOR YEARS TAXES OUTSTANDING	
Sewers and Sewage Processing	18,000.00	Recreation—Culture		Balance January 1, 1973	26,633.19
Garbage and Trash Disposal	13,400.00	Public Works		Collected in 1973	20,945.33
Public Buildings and Grounds	14,468.53	Buildings and Grounds	47,350.00	Cancelled, Abated or Adjusted 1973	
Other Public Works		Library and Education		Transfers to Tax Title Liens or Foreclosed	
HEALTH and WELFARE		Conservation		Balance December 31, 1973	5,687.86
Health Services Except Environmental	431.00	All Other		TAX TITLE LIENS OUTSTANDING	
Welfare-Public Assistance	195.92			Balance January 1, 1973	407.74
Hospitals, Clinics, First Aid				Transfers From Taxes	48.37
Animal, Insect, & Rodent Control				Redeemed in 1973	
Other Welfare Services				Cancelled, Abated or Adjusted (1973)	
RECREATION and CONSERVATION				Transfers to Foreclosed Property	
Beaches and Boardwalks				Balance December 31, 1973	456.11
Parks, Playgrounds, Shade Trees	2,500.00			PROPERTY ACQUIRED BY DEED OR	
Land Reclamation & Conservation				FORECLOSURE	
Other Recreational Services	600.00			Balance January 1, 1973	94,975.00
EDUCATION (excluding schools)				Transfers From Taxes or Liens	
Libraries				Sale for Cash (1973)	
Other Educational Services				Cancelled, Abated or Adjusted (1973)	
STATUTORY EXPENDITURES				Balance December 31, 1973	94,975.00
Pensions & F. I. C. A.	5,714.04			CURRENT FINANCES DECEMBER 31, 1973	
Employee Fringe Benefits				ASSETS	
Other Statutory Expenditures				Cash Dec. 31, 1973	285,289.89
MUNICIPAL FUNCTIONS TOTAL	186,594.84			Taxes Receivable	35,226.56
CAPITAL IMPROVEMENTS *MEMO*	36,517.56			Tax Title Liens	456.11
DEBT SERVICE				Foreclosed Property	94,975.00
Principal Payments				Emergencies & Other Deferred Charges	
Interest Payments				State Aid Receivable	7,488.00
DEFERRED CHARGES	5,000.00			Other Receivables	81.00
SCHOOL, COUNTY, SPECIAL DISTRICT TAXES	455,166.12			Total	423,516.56
RESERVE FOR UNCOLLECTED TAXES	40,498.49			LIABILITIES, RESERVES, AND SURPLUS	
EMERGENCY EMPLOYMENT ACT OF 1971				Cash Liabilities	233,821.98
EXPENDITURES TOTAL	687,261.45			Reserves for Receivables	130,738.67
				Surplus Dec. 31, 1973	58,955.91
				Total	423,516.56

0104

Population 1970 3,295  
 Population 1973 3,410  
 S & P Rating  
 Moody Rating

General Tax Rate Per \$100. 5.61  
 State Equalized Tax Rate 3.76

BUENA BOROUGH — ATLANTIC CO.  
 Form of Government:  
 Borough Council  
 Number of Members on Governing Body 6

PER CAPITA:  
 Gross Debt 587.61  
 Net Debt 6.96  
 Debt Service 294.47  
 Total Tax Levy 99.70  
 Municipal Expenditures

PER CENT:  
 Gross Debt 8.23  
 Net Debt .10  
 Tax Levy Collected 89.38  
 Tax Levy Cancelled, Abated or Adjusted

EXPENDITURES		REVENUES-REALIZED		1973 PROPERTY TAX	
GENERAL GOVERNMENT				STATE EQUALIZED TAX RATE →	
Governing Body & Public Boards	7,500.00	1973 Property Taxes Collected		Local District School Taxes	
Municipal Clerk	2,950.00	897,525.32		Regional & Consolidated School Tax	2.69
Financial Administration	4,800.00	1973 Payments in Lieu of Taxes		School Taxes in Municipal Budget	
Assessment of Taxes	12,500.00	Delinquent Tax & Lien Collections		County Taxes	.83
Collection of Taxes	5,400.00	64,121.01		County Library Taxes	.02
Planning, Housing & Development	4,850.00	Business Personalty Replacement Taxes		Local Municipal Purpose Taxes	.12
Human Resources		78,026.71		Veteran & Senior Citizen Taxes	.10
Elections		Taxes from Public Utilities		Total Taxes for Rate Computation	3.76
General Administration (other)	19,400.00	Other Miscellaneous Tax Revenues		Special District Taxes	
JUDICIARY		State Aid Revenues		Bank Stock Taxes	
Municipal Courts	4,200.00	14,712.33		Added and Omitted Taxes	
PUBLIC SAFETY		Federal Aid Revenues		Total Taxes Levied - ABSTRACT	
Fire Protection		16,802.63		Total Taxes Billed	
Police Protection	33,936.00	State and Local Fiscal Assistance Act Utilized			
Civil Defense & Disaster Control	750.00	5,036.00			
Environmental Inspection & Control	3,000.00	Sale of Acquired Property			
Other Public Safety		Other Miscellaneous Revenues			
PUBLIC WORKS		34,965.25			
Streets and Drainage	76,917.77	Other Revenues, Revenue Sharing Tax Effort			
Sewers and Sewage Processing		12,979.16			
Garbage and Trash Disposal	25,400.00	Total			
Public Buildings and Grounds	2,550.00	1,152,822.78			
Other Public Works		Prior Years Surplus Appropriated			
HEALTH and WELFARE		110,000.00			
Health Services Except Environmental	2,550.00	REVENUES TOTAL			
Welfare-Public Assistance	3,200.00	1,262,822.78			
Hospitals, Clinics, First Aid		CAPITAL OUTLAY TOTAL			
Animal, Insect, & Rodent Control	500.00	21,032.44			
Other Welfare Services		Public Enterprises			
RECREATION and CONSERVATION		Recreation—Culture			
Beaches and Boardwalks		Public Works			
Parks, Playgrounds, Shade Trees		Buildings and Grounds			
Land Reclamation & Conservation		Library and Education			
Other Recreational Services	7,880.00	Conservation			
EDUCATION (excluding schools)		All Other			
Libraries		CAPITAL DEBT AUTHORIZED, DECEMBER 31, 1973			
Other Educational Services		ISSUED AND UNISSUED GROSS DEBT NET DEBT			
STATUTORY EXPENDITURES		SCHOOL 1,979,997			
Pensions & F. I. C. A.	6,200.00	Self-liquidating 23,750			
Employee Fringe Benefits		Other 2,003,747			
Other Statutory Expenditures		Total 2,003,747			
MUNICIPAL FUNCTIONS TOTAL	224,483.77	ISSUED AND OUTSTANDING			
CAPITAL IMPROVEMENTS *MEMO*	10,444.44	SCHOOL 1,979,997.79			
DEBT SERVICE		Self-liquidating			
Principal Payments		Other			
Interest Payments		Total 1,979,997.79			
DEFERRED CHARGES	7,975.10	EQUALIZED VALUATION BASIS			
SCHOOL, COUNTY, SPECIAL DISTRICT TAXES	942,545.99	FOR NET DEBT COMPUTATION			
RESERVE FOR UNCOLLECTED TAXES	94,575.52	REAL PROPERTY VALUATIONS			
EMERGENCY EMPLOYMENT ACT OF 1971	12,955.00	Code Class # of Parcels % VAL'N ASSESSED VALUATION			
EXPENDITURES TOTAL	1,282,535.38	1 Vacant Land 222 2.46 416,200.00			
		2 Residential 839 59.00 9,992,700.00			
		3 Farm 196 14.08 2,384,200.00			
		4a Commercial 108 15.98 2,706,700.00			
		4b Industrial 7 6.89 1,167,000.00			
		4c Apartments 1 1.60 270,300.00			
		Total 1373 16,937,100.00			
		Land Area 7.40 Sq. Miles			
		Net Valuation Taxable-Municipal 17,453,435.00			
		Net Valuation Taxable-County 26,233,744.00			
		State Equalized Valuation 25,777,529.00			
		State Equalization Ratio 67.05			
		1973 TAXES COLLECTED			
		1973 Taxes Cancelled, Abated or Adjusted			
		Transfer to Tax Title Liens or Foreclosed			
		Balance Outstanding Dec. 31, 1973			
		PRIOR YEARS TAXES OUTSTANDING			
		Balance January 1, 1973			
		Collected in 1973			
		Cancelled, Abated or Adjusted 1973			
		Transfers to Tax Title Liens or Foreclosed			
		Balance December 31, 1973			
		TAX TITLE LIENS OUTSTANDING			
		Balance January 1, 1973			
		Transfers From Taxes			
		Redeemed in 1973			
		Cancelled, Abated or Adjusted (1973)			
		Transfers to Foreclosed Property			
		Balance December 31, 1973			
		PROPERTY ACQUIRED BY DEED OR FORECLOSURE			
		Balance January 1, 1973			
		Transfers From Taxes or Liens			
		Sale for Cash (1973)			
		Cancelled, Abated or Adjusted (1973)			
		Balance December 31, 1973			
		CURRENT FINANCES DECEMBER 31, 1973			
		ASSETS			
		Cash Dec. 31, 1973			
		Taxes Receivable			
		Tax Title Liens			
		Foreclosed Property			
		Emergencies & Other Deferred Charges			
		State Aid Receivable			
		Other Receivables			
		Total			
		LIABILITIES, RESERVES, AND SURPLUS			
		Cash Liabilities			
		Reserves for Receivables			
		Surplus Dec. 31, 1973			
		Total			

0105

Population 1970 **4,250**  
 Population 1973 **4,615**  
 S & P Rating  
 Moody Rating

General Tax Rate Per \$100. **3.85**  
 State Equalized Tax Rate **4.16**

BUENA VISTA TOWNSHIP — ATLANTIC CO.  
 Form of Government:  
 Township Committee  
 Number of Members on Governing Body 5

PER CAPITA:  
 Gross Debt **637.49**  
 Net Debt **5.42**  
 Debt Service **3.36**  
 Total Tax Levy **415.72**  
 Municipal Expenditures **147.55**

PER CENT:  
 Gross Debt **8.20**  
 Net Debt **.07**  
 Tax Levy Collected **79.53**  
 Tax Levy Cancelled, Abated or Adjusted

EXPENDITURES		REVENUES-REALIZED		1973 PROPERTY TAX	
GENERAL GOVERNMENT				STATE EQUALIZED TAX RATE $\rightarrow$	
Governing Body & Public Boards		1973 Property Taxes Collected	<b>1,525,757.40</b>	Local District School Taxes	
Municipal Clerk	<b>7,300.00</b>	1973 Payments in Lieu of Taxes		Regional & Consolidated School Tax <b>3.30</b>	<b>1,477,903.62</b>
Financial Administration	<b>7,600.00</b>	Delinquent Tax & Lien Collections	<b>205,540.92</b>	School Taxes in Municipal Budget	
Assessment of Taxes	<b>15,500.00</b>	Business Personalty Replacement Taxes	<b>24,918.66</b>	County Taxes	<b>.66</b> <b>296,051.36</b>
Collection of Taxes	<b>6,000.00</b>	Taxes from Public Utilities	<b>142,412.44</b>	County Library Taxes	<b>.01</b> <b>5,745.97</b>
Planning, Housing & Development		Other Miscellaneous Tax Revenues		Local Municipal Purpose Taxes	<b>.11</b> <b>50,164.43</b>
Human Resources	<b>1,650.00</b>	State Aid Revenues	<b>23,254.85</b>	Veteran & Senior Citizen Taxes	<b>.07</b> <b>29,990.00</b>
Elections	<b>55,400.00</b>	Federal Aid Revenues	<b>60,405.30</b>	Total Taxes for Rate Computation <b>4.15</b>	<b>1,859,855.38</b>
General Administration (other)		State and Local Fiscal Assistance Act Utilized	<b>13,474.00</b>	Special District Taxes	<b>53,990.00</b>
JUDICIARY		Sale of Acquired Property		Bank Stock Taxes	<b>1,546.69</b>
Municipal Courts	<b>6,700.00</b>	Other Miscellaneous Revenues	<b>41,352.70</b>	Added and Omitted Taxes	<b>33,149.87</b>
PUBLIC SAFETY		Other Revenues, Revenue Sharing Tax Effort	<b>32,254.01</b>	Total Taxes Levied - ABSTRACT	<b>1,918,551.94</b>
Fire Protection	<b>3,900.00</b>	Total	<b>2,069,370.28</b>	Total Taxes Billed	<b>1,918,551.94</b>
Police Protection	<b>1,200.00</b>	Prior Years Surplus Appropriated	<b>200,000.00</b>	1973 TAXES COLLECTED	<b>1,525,757.40</b>
Civil Defense & Disaster Control	<b>3,100.00</b>	REVENUES TOTAL	<b>2,269,370.28</b>	1973 Taxes Cancelled, Abated or Adjusted	
Environmental Inspection & Control		CAPITAL OUTLAY TOTAL	<b>21,213.78</b>	Transfer to Tax Title Liens or Foreclosed	
Other Public Safety				Balance Outstanding Dec. 31, 1973	<b>392,794.54</b>
PUBLIC WORKS				PRIOR YEARS TAXES OUTSTANDING	
Streets and Drainage	<b>134,697.32</b>	Public Enterprises		Balance January 1, 1973	<b>202,972.95</b>
Sewers and Sewage Processing		Recreation—Culture		Collected in 1973	<b>164,869.94</b>
Garbage and Trash Disposal		Public Works		Cancelled, Abated or Adjusted 1973	
Public Buildings and Grounds		Buildings and Grounds	<b>21,213.78</b>	Transfers to Tax Title Liens or Foreclosed	
Other Public Works		Library and Education		Balance December 31, 1973	<b>38,103.01</b>
HEALTH and WELFARE		Conservation		TAX TITLE LIENS OUTSTANDING	
Health Services Except Environmental	<b>4,500.00</b>	All Other		Balance January 1, 1973	<b>151,510.38</b>
Welfare-Public Assistance	<b>3,650.00</b>	CAPITAL DEBT AUTHORIZED, DECEMBER 31, 1973		Transfers From Taxes	
Hospitals, Clinics, First Aid	<b>800.00</b>	ISSUED AND UNISSUED GROSS DEBT		Redeemed in 1973	<b>40,670.98</b>
Animal, Insect, & Rodent Control	<b>2,400.00</b>	School	<b>2,917,002</b>	Cancelled, Abated or Adjusted (1973)	
Other Welfare Services		Self-liquidating		Transfers to Foreclosed Property	
RECREATION and CONSERVATION		Other	<b>25,000</b>	Balance December 31, 1973	<b>110,839.40</b>
Beaches and Boardwalks		Total	<b>2,942,002</b>	PROPERTY ACQUIRED BY DEED OR	
Parks, Playgrounds, Shade Trees	<b>8,500.00</b>	ISSUED AND OUTSTANDING		FORECLOSURE	
Land Reclamation & Conservation		School	<b>2,917,002.21</b>	Balance January 1, 1973	<b>84,748.99</b>
Other Recreational Services		Self-Liquidating		Transfers From Taxes or Liens	
EDUCATION (excluding schools)		Other		Sale for Cash (1973)	
Libraries		Total	<b>2,917,002.21</b>	Cancelled, Abated or Adjusted (1973)	
Other Educational Services		EQUALIZED VALUATION BASIS		Balance December 31, 1973	<b>84,748.99</b>
STATUTORY EXPENDITURES		FOR NET DEBT COMPUTATION	<b>35,878,560.00</b>	CURRENT FINANCES DECEMBER 31, 1973	
* Pensions & F. I. C. A.	<b>11,000.00</b>	REAL PROPERTY VALUATIONS		ASSETS	
Employee Fringe Benefits		Code Class # of Parcels % VAL'N		Cash Dec. 31, 1973	<b>512,769.24</b>
Other Statutory Expenditures		1 Vacant Land 3886 23.12	<b>11,023,900.00</b>	Taxes Receivable	<b>430,897.55</b>
MUNICIPAL FUNCTIONS	TOTAL	2 Residential 1435 51.14	<b>24,387,950.00</b>	Tax Title Liens	<b>110,839.40</b>
CAPITAL IMPROVEMENTS	*MEMO*	3 Farm 427 16.57	<b>7,903,400.00</b>	Foreclosed Property	<b>84,748.99</b>
DEBT SERVICE		4a Commercial 92 7.13	<b>3,400,575.00</b>	Emergencies & Other Deferred Charges	<b>49,470.46</b>
Principal Payments	<b>15,000.00</b>	4b Industrial 7 2.03	<b>968,350.00</b>	State Aid Receivable	<b>103,889.44</b>
Interest Payments	<b>500.00</b>	4c Apartments		Other Receivables	
DEFERRED CHARGES	<b>8,000.00</b>	Total	<b>47,684,175.00</b>	Total	<b>1,292,615.08</b>
SCHOOL, COUNTY, SPECIAL DISTRICT TAXES	<b>1,833,690.95</b>	Land Area 41.83 Sq. Miles		LIABILITIES, RESERVES, AND SURPLUS	
RESERVE FOR UNCOLLECTED TAXES	<b>329,683.05</b>	Net Valuation Taxable-Municipal	<b>48,370,219.00</b>	Cash Liabilities	<b>276,261.81</b>
EMERGENCY EMPLOYMENT ACT OF 1971	<b>53,870.46</b>	Net Valuation Taxable-County	<b>35,960,060.00</b>	Reserves for Receivables	<b>626,485.94</b>
EXPENDITURES TOTAL	<b>2,514,641.78</b>	State Equalized Valuation	<b>44,770,197.00</b>	Surplus Dec. 31, 1973	<b>389,867.33</b>
		State Equalization Ratio	<b>108.17</b>	Total	<b>1,292,615.08</b>

0305

Population 1970 12,005  
 Population 1973 11,860  
 S & P Rating A  
 Moody Rating AA

General Tax Rate Per \$100. 2.89  
 State Equalized Tax Rate 2.22

## BURLINGTON CITY — BURLINGTON CO.

Form of Government:

Special Charter (P.L. 1851 c.149)

Number of Members on Governing Body 12

PER CAPITA:

Gross Debt 276.05  
 Net Debt 16.02  
 Debt Service 25.25  
 Total Tax Levy 133.21  
 Municipal Expenditures 329.73

PER CENT:

Gross Debt 4.95  
 Net Debt .29  
 Tax Levy Collected 94.04  
 Tax Levy Cancelled, Abated or Adjusted .97

EXPENDITURES		REVENUES-REALIZED		1973 PROPERTY TAX	
<b>GENERAL GOVERNMENT</b>				<b>STATE EQUALIZED TAX RATE</b> 1.38	
Governing Body & Public Boards		1973 Property Taxes Collected	1,487,065.41	Local District School Taxes	1,008,931.00
Municipal Clerk		1973 Payments in Lieu of Taxes		Regional & Consolidated School Tax	
Financial Administration	24,700.00	Delinquent Tax & Lien Collections	87,593.01	School Taxes in Municipal Budget	.06 42,406.99
Assessment of Taxes	11,900.00	Business Personalty Replacement Taxes	108,944.18	County Taxes	.66 483,871.78
Collection of Taxes	36,400.00	Taxes from Public Utilities	3,687,223.68	County Library Taxes	.02 17,884.45
Planning, Housing & Development	97,300.00	Other Miscellaneous Tax Revenues		Local Municipal Purpose Taxes	
Human Resources	11,500.00	State Aid Revenues	200,419.01	Veteran & Senior Citizen Taxes	.10 76,840.00
Elections		Federal Aid Revenues	57,483.18	Total Taxes for Rate Computation	2.22 1,629,934.22
General Administration (other)	176,500.00	State and Local Fiscal Assistance Act Utilized	494,189.85	Special District Taxes	
<b>JUDICIARY</b>		Sale of Acquired Property	20,000.00	Bank Stock Taxes	10,833.88
Municipal Courts	20,900.00	Other Miscellaneous Revenues	264,592.85	Added and Omitted Taxes	15,919.07
<b>PUBLIC SAFETY</b>		Other Revenues, Revenue Sharing Tax Effort	39,407.15	Total Taxes Levied - ABSTRACT	1,579,847.17
Fire Protection	71,200.00	Total	6,446,918.32	Total Taxes Billed	1,487,065.41
Police Protection	467,558.00	Prior Years Surplus Appropriated	1,040,000.00	1973 TAXES COLLECTED	
Civil Defense & Disaster Control	1,350.00	REVENUES TOTAL	7,486,918.32	1973 Taxes Cancelled, Abated or Adjusted	15,310.54
Environmental Inspection & Control	33,150.00	<b>CAPITAL OUTLAY</b> TOTAL	694,326.02	Transfer to Tax Title Liens or Foreclosed	1,364.68
Other Public Safety		Public Enterprises	4,375.59	Balance Outstanding Dec. 31, 1973	77,488.70
<b>PUBLIC WORKS</b>		Recreation—Culture	302,287.70	<b>PRIOR YEARS TAXES OUTSTANDING</b>	
Streets and Drainage	240,300.00	Public Works	34,012.73	Balance January 1, 1973	80,648.37
Sewers and Sewage Processing		Buildings and Grounds	353,650.00	Collected in 1973	78,124.17
Garbage and Trash Disposal	83,600.00	Library and Education		Cancelled, Abated or Adjusted 1973	
Public Buildings and Grounds	159,300.00	Conservation		Transfers to Tax Title Liens or Foreclosed	
Other Public Works	280,900.00	All Other		Balance December 31, 1973	2,524.20
<b>HEALTH and WELFARE</b>		<b>CAPITAL DEBT AUTHORIZED, DECEMBER 31, 1973</b>		<b>TAX TITLE LIENS OUTSTANDING</b>	
Health Services Except Environmental	50,000.00	ISSUED AND UNISSUED		Balance January 1, 1973	12,268.09
Welfare-Public Assistance	10,400.00	School	1,834,000	Transfers From Taxes	1,364.68
Hospitals, Clinics, First Aid		Self-liquidating	410,000	Redeemed in 1973	9,468.84
Animal, Insect, & Rodent Control	3,700.00	Other	1,030,000	Cancelled, Abated or Adjusted (1973)	
Other Welfare Services	1,400.00	Total	3,274,000	Transfers to Foreclosed Property	
<b>RECREATION and CONSERVATION</b>		<b>ISSUED AND OUTSTANDING</b>		Balance December 31, 1973	4,163.93
Beaches and Boardwalks	40,000.00	School	1,834,000.00	<b>PROPERTY ACQUIRED BY DEED OR FORECLOSURE</b>	
Parks, Playgrounds, Shade Trees	74,500.00	Self-Liquidating	410,000.00	Balance January 1, 1973	707,376.71
Land Reclamation & Conservation		Other	420,000.00	Transfers From Taxes or Liens	
Other Recreational Services	7,700.00	Total	2,664,000.00	Sale for Cash (1973)	20,000.00
<b>EDUCATION (excluding schools)</b>		<b>EQUALIZED VALUATION BASIS</b>		Cancelled, Abated or Adjusted (1973)	
Libraries	6,000.00	FOR NET DEBT COMPUTATION	66,118,027.00	Balance December 31, 1973	687,376.71
Other Educational Services	947,000.00	<b>REAL PROPERTY VALUATIONS</b>		<b>CURRENT FINANCES DECEMBER 31, 1973</b>	
<b>STATUTORY EXPENDITURES</b>		Code Class # of Parcels % VAL'N	ASSESSED VALUATION	<b>ASSETS</b>	
Pensions & F. I. C. A.	138,500.00	1 Vacant Land 437 2.59	1,388,675.00	Cash Dec. 31, 1973	3,314,447.06
Employee Fringe Benefits	57,000.00	2 Residential 2975 52.17	27,993,000.00	Taxes Receivable	80,012.90
Other Statutory Expenditures		3 Farm 1 .03	14,150.00	Tax Title Liens	4,163.93
<b>MUNICIPAL FUNCTIONS</b> TOTAL	3,053,158.00	4a Commercial 373 24.50	13,146,400.00	Foreclosed Property	687,376.71
<b>CAPITAL IMPROVEMENTS</b> *MEMO*	1,094,147.85	4b Industrial 16 15.36	8,242,525.00	Emergencies & Other Deferred Charges	
<b>DEBT SERVICE</b>		4c Apartments 14 5.35	2,872,275.00	State Aid Receivable	31,720.00
Principal Payments	185,000.00	Total 3816	53,657,025.00	Other Receivables	8,368.40
Interest Payments	114,486.00	Land Area 3.44 Sq. Miles		Total	4,126,089.00
<b>TYPE I SCHL DEBT</b> *MEMO*	249,236.00	Net Valuation Taxable-Municipal	56,404,535.00	<b>LIABILITIES, RESERVES, AND SURPLUS</b>	
DEFERRED CHARGES	360,350.46	Net Valuation Taxable-County	78,548,233.00	Cash Liabilities	1,329,456.00
SCHOOL, COUNTY, SPECIAL DISTRICT TAXES	1,553,094.22	State Equalized Valuation	72,514,241.00	Reserves for Receivables	779,921.94
RESERVE FOR UNCOLLECTED TAXES	137,609.54	State Equalization Ratio	76.96	Surplus Dec. 31, 1973	2,016,711.06
EMERGENCY EMPLOYMENT ACT OF 1971	60,000.00			Total	4,126,089.00
<b>EXPENDITURES</b> TOTAL	5,463,738.22				

1971/3000

\* ABOVE DEBT SERVICE INCLUDES TYPE I SCHOOL DEBT

0306

Population 1970 10,710  
 Population 1973 11,980  
 S & P Rating  
 Moody Rating BAA

General Tax Rate Per \$100. 3.78  
 State Equalized Tax Rate 2.48

## BURLINGTON TOWNSHIP — BURLINGTON CO.

Form of Government:  
 Small Municipality Plan C (OMCL50)  
 Number of Members on Governing Body 7

PER CAPITA: 1,081.98  
 Gross Debt 352.87  
 Net Debt 16.39  
 Debt Service 281.13  
 Total Tax Levy 141.95  
 Municipal Expenditures

PER CENT: 11.44  
 Gross Debt 3.73  
 Net Debt 97.70  
 Tax Levy Collected  
 Tax Levy Cancelled, Abated or Adjusted .07

EXPENDITURES		REVENUES-REALIZED		1973 PROPERTY TAX	
GENERAL GOVERNMENT		STATE EQUALIZED TAX RATE 1.72		2,331,779.22	
Governing Body & Public Boards		1973 Property Taxes Collected 3,296,051.97		Local District School Taxes 1.72	
Municipal Clerk		1973 Payments in Lieu of Taxes		Regional & Consolidated School Tax	
Financial Administration 19,000.00		Delinquent Tax & Lien Collections 141,358.40		School Taxes in Municipal Budget .07	
Assessment of Taxes 15,200.00		Business Personalty Replacement Taxes 272,922.77		County Taxes .63	
Collection of Taxes 27,450.00		Taxes from Public Utilities 930,175.16		County Library Taxes .02	
Planning, Housing & Development 19,700.00		Other Miscellaneous Tax Revenues		Local Municipal Purpose Taxes	
Human Resources		State Aid Revenues 110,360.31		Veteran & Senior Citizen Taxes .04	
Elections		Federal Aid Revenues		Total Taxes for Rate Computation 2.48	
General Administration (other) 150,950.00		State and Local Fiscal Assistance Act Utilized 65,422.00		Special District Taxes	
JUDICIARY		Sale of Acquired Property 13,590.00		Bank Stock Taxes	
Municipal Courts 23,700.00		Other Miscellaneous Revenues 125,157.82		Added and Omitted Taxes	
PUBLIC SAFETY		Other Revenues, Revenue Sharing Tax Effort 35,895.71		Total Taxes Levied - ABSTRACT	
Fire Protection 45,000.00		Total 4,990,934.14		Total Taxes Billed	
Police Protection 299,000.00		Prior Years Surplus Appropriated 206,423.00		1973 TAXES COLLECTED	
Civil Defense & Disaster Control 1,000.00		REVENUES TOTAL 5,197,357.14		1973 Taxes Cancelled, Abated or Adjusted	
Environmental Inspection & Control 24,600.00		CAPITAL OUTLAY TOTAL 1,194,096.01		Transfer to Tax Title Liens or Foreclosed	
Other Public Safety		Public Enterprises 1,106,502.57		Balance Outstanding Dec. 31, 1973	
PUBLIC WORKS		Recreation—Culture		PRIOR YEARS TAXES OUTSTANDING	
Streets and Drainage 172,200.00		Public Works 87,593.44		Balance January 1, 1973	
Sewers and Sewage Processing		Buildings and Grounds		Collected in 1973	
Garbage and Trash Disposal 88,000.00		Library and Education		Cancelled, Abated or Adjusted 1973	
Public Buildings and Grounds 25,750.00		Conservation		Transfers to Tax Title Liens or Foreclosed	
Other Public Works 28,000.00		All Other		Balance December 31, 1973	
HEALTH and WELFARE		CAPITAL DEBT AUTHORIZED, DECEMBER 31, 1973		TAX TITLE LIENS OUTSTANDING	
Health Services Except Environmental		ISSUED AND UNISSUED GROSS DEBT NET DEBT		Balance January 1, 1973	
Welfare-Public Assistance 10,515.00		School 4,092,000		Transfers From Taxes	
Hospitals, Clinics, First Aid		Self-liquidating 6,525,000		Redeemed in 1973	
Animal, Insect, & Rodent Control		Other 2,345,067		Cancelled, Abated or Adjusted (1973)	
Other Welfare Services		Total 12,962,067		Transfers to Foreclosed Property	
RECREATION and CONSERVATION		ISSUED AND OUTSTANDING		Balance December 31, 1973	
Beaches and Boardwalks		School 3,985,000.00		PROPERTY ACQUIRED BY DEED OR	
Parks, Playgrounds, Shade Trees		Self-liquidating 3,578,000.00		FORECLOSURE	
Land Reclamation & Conservation		Other 1,018,125.10		Balance January 1, 1973	
Other Recreational Services 20,000.00		Total 8,581,125.10		Transfers From Taxes or Liens	
EDUCATION (excluding schools)		EQUALIZED VALUATION BASIS		Sale for Cash (1973)	
Libraries		FOR NET DEBT COMPUTATION 113,293,834.33		Cancelled, Abated or Adjusted (1973)	
Other Educational Services		REAL PROPERTY VALUATIONS		Balance December 31, 1973	
STATUTORY EXPENDITURES		Code Class # of Parcels % VAL'N ASSESSED VALUATION		CURRENT FINANCES DECEMBER 31, 1973	
Pensions & F. I. C. A. 50,000.87		1 Vacant Land 378 4.39 3,894,800.00		ASSETS	
Employee Fringe Benefits 16,500.00		2 Residential 2286 45.04 39,936,100.00		Cash Dec. 31, 1973	
Other Statutory Expenditures		3 Farm 159 3.69 3,273,000.00		Taxes Receivable	
MUNICIPAL FUNCTIONS TOTAL 1,070,160.87		4a Commercial 115 13.73 12,176,000.00		Tax Title Liens	
CAPITAL IMPROVEMENTS *MEMO* 64,000.00		4b Industrial 30 19.04 16,878,100.00		Foreclosed Property	
DEBT SERVICE		4c Apartments 14 14.10 12,503,100.00		Emergencies & Other Deferred Charges	
Principal Payments 95,500.00		Total 2982 88,661,100.00		State Aid Receivable	
Interest Payments 100,820.50		Land Area 14.20 Sq. Miles		Other Receivables	
TYPE I SCHL DEBT *MEMO 163,707.50		Net Valuation Taxable-Municipal		Total	
DEFERRED CHARGES 231,149.59		Net Valuation Taxable-County		LIABILITIES, RESERVES, AND SURPLUS	
SCHOOL, COUNTY, SPECIAL DISTRICT TAXES 3,340,865.79		State Equalized Valuation		Cash Liabilities	
RESERVE FOR UNCOLLECTED TAXES 202,976.17		State Equalization Ratio 65.87		Reserves for Receivables	
EMERGENCY EMPLOYMENT ACT OF 1971				Surplus Dec. 31, 1973	
EXPENDITURES TOTAL 5,041,472.92				Total	

1971/3000

\* ABOVE DEBT SERVICE INCLUDES TYPE I SCHOOL DEBT

1403

Population 1970 7,075  
 Population 1973 7,590  
 S & P Rating BBB  
 Moody Rating A

General Tax Rate Per \$100. 4.23  
 State Equalized Tax Rate 3.41

## BUTLER BOROUGH — MORRIS CO.

Form of Government:

Borough Council

Number of Members on Governing Body 6

PER CAPITA: 663.97  
 Gross Debt 307.97  
 Net Debt 13.70  
 Debt Service 359.48  
 Total Tax Levy 174.45  
 Municipal Expenditures

PER CENT: 7.25  
 Gross Debt 3.36  
 Net Debt 91.47  
 Tax Levy Collected  
 Tax Levy Cancelled, Abated or Adjusted .49

EXPENDITURES		REVENUES-REALIZED		1973 PROPERTY TAX	
<b>GENERAL GOVERNMENT</b>				<b>STATE EQUALIZED TAX RATE</b> 2.54	
Governing Body & Public Boards		1973 Property Taxes Collected	2,497,882.03	Local District School Taxes	2,009,991.68
Municipal Clerk		1973 Payments in Lieu of Taxes		Regional & Consolidated School Tax	
Financial Administrator		Delinquent Tax & Lien Collections	150,448.80	School Taxes in Municipal Budget	
Assessment of Taxes	16,700.00	Business Personalty Replacement Taxes	145,004.13	County Taxes	.44 347,167.97
Collection of Taxes	1,900.00	Taxes from Public Utilities	177,260.19	County Library Taxes	.03 21,140.37
Planning, Housing & Development	12,300.00	Other Miscellaneous Tax Revenues		Local Municipal Purpose Taxes	.36 284,922.08
Human Resources	3,500.00	State Aid Revenues	38,193.24	Veteran & Senior Citizen Taxes	.05 41,200.00
Elections		Federal Aid Revenues	10,668.46	Total Taxes for Rate Computation	3.42 2,704,422.10
General Administration (other)	51,152.10	State and Local Fiscal Assistance Act Utilized	108,300.50	Special District Taxes	
<b>JUDICIARY</b>		Sale of Acquired Property	9,200.00	Bank Stock Taxes	1,890.46
Municipal Courts	11,500.00	Other Miscellaneous Revenues	298,721.97	Added and Omitted Taxes	63,342.88
<b>PUBLIC SAFETY</b>		Other Revenues, Revenue Sharing Tax Effort	28,279.04	Total Taxes Levied - ABSTRACT	2,728,455.44
Fire Protection	34,790.86	Total	3,463,958.36	Total Taxes Billed	2,730,967.00
Police Protection	108,394.00	Prior Years Surplus Appropriated	135,000.00	1973 TAXES COLLECTED	2,497,882.03
Civil Defense & Disaster Control	4,624.00	REVENUES TOTAL	3,598,958.36	1973 Taxes Cancelled, Abated or Adjusted	13,251.57
Environmental Inspection & Control	24,550.00	CAPITAL OUTLAY TOTAL	357,000.53	Transfer to Tax Title Liens or Foreclosed	22,000.00
Other Public Safety				Balance Outstanding Dec. 31, 1973	197,833.40
<b>PUBLIC WORKS</b>				<b>PRIOR YEARS TAXES OUTSTANDING</b>	
Streets and Drainage	138,600.00	Public Enterprises	6,093.32	Balance January 1, 1973	166,283.30
Sewers and Sewage Processing	97,057.73	Recreation—Culture		Collected in 1973	147,062.66
Garbage and Trash Disposal	131,500.00	Public Works	225,632.60	Cancelled, Abated or Adjusted 1973	3,276.35
Public Buildings and Grounds	21,600.00	Buildings and Grounds	125,274.61	Transfers to Tax Title Liens or Foreclosed	11,231.66
Other Public Works		Library and Education		Balance December 31, 1973	4,712.63
<b>HEALTH and WELFARE</b>		Conservation		<b>TAX TITLE LIENS OUTSTANDING</b>	
Health Services Except Environmental	18,742.27	All Other		Balance January 1, 1973	69,422.65
Welfare-Public Assistance	4,700.00			Transfers From Taxes	34,660.74
Hospitals, Clinics, First Aid	7,500.00			Redeemed in 1973	3,386.14
Animal, Insect, & Rodent Control	1,000.00			Cancelled, Abated or Adjusted (1973)	
Other Welfare Services				Transfers to Foreclosed Property	4,265.33
<b>RECREATION and CONSERVATION</b>				Balance December 31, 1973	96,431.92
Beaches and Boardwalks				<b>PROPERTY ACQUIRED BY DEED OR FORECLOSURE</b>	
Parks, Playgrounds, Shade Trees	28,000.00			Balance January 1, 1973	49,384.67
Land Reclamation & Conservation	5,500.00			Transfers From Taxes or Liens	4,265.33
Other Recreational Services	36,500.00			Sale for Cash (1973)	9,200.00
<b>EDUCATION (excluding schools)</b>				Cancelled, Abated or Adjusted (1973)	
Libraries	23,550.00			Balance December 31, 1973	44,450.00
Other Educational Services				<b>CURRENT FINANCES DECEMBER 31, 1973</b>	
<b>STATUTORY EXPENDITURES</b>				<b>ASSETS</b>	
Pensions & F. I. C. A.	28,900.00			Cash Dec. 31, 1973	338,347.84
Employee Fringe Benefits	11,499.98			Taxes Receivable	202,546.03
Other Statutory Expenditures				Tax Title Liens	96,431.92
<b>MUNICIPAL FUNCTIONS</b>				Foreclosed Property	44,450.00
CAPITAL IMPROVEMENTS *MEMO*	924,060.94			Emergencies & Other Deferred Charges	60,346.91
<b>DEBT SERVICE</b>				State Aid Receivable	
Principal Payments	45,000.00			Other Receivables	807.72
Interest Payments	58,955.06			Total	742,930.42
<b>DEFERRED CHARGES</b>				<b>LIABILITIES, RESERVES, AND SURPLUS</b>	
SCHOOL, COUNTY, SPECIAL DISTRICT TAXES	57,736.94			Cash Liabilities	162,074.15
RESERVE FOR UNCOLLECTED TAXES	2,378,300.02			Reserves for Receivables	344,235.67
EMERGENCY EMPLOYMENT ACT OF 1971	225,187.56			Surplus Dec. 31, 1973	236,620.60
<b>EXPENDITURES TOTAL</b>	3,702,380.52			Total	742,930.42

1904

Population 1970 4,620  
 Population 1973 5,100  
 S & P Rating  
 Moody Rating

General Tax Rate Per \$100. 3.27  
 State Equalized Tax Rate 3.75

## BYRAM TOWNSHIP — SUSSEX CO.

Form of Government:

Township Committee

Number of Members on Governing Body 5

PER CAPITA: 1,026.75  
 Gross Debt 75.16  
 Net Debt 6.94  
 Debt Service 510.64  
 Total Tax Levy 186.48  
 Municipal Expenditures

PER CENT: 9.30  
 Gross Debt .68  
 Net Debt 85.44  
 Tax Levy Collected  
 Tax Levy Cancelled, Abated or Adjusted 4.61

EXPENDITURES		REVENUES-REALIZED		1973 PROPERTY TAX	
GENERAL GOVERNMENT		1973 Property Taxes Collected		STATE EQUALIZED TAX RATE	
Governing Body & Public Boards			2,231,813.09	1.95	1,337,106.40
Municipal Clerk	10,144.43	1973 Payments in Lieu of Taxes		Local District School Taxes	210,145.67
Financial Administration	8,405.68	Delinquent Tax & Lien Collections	157,344.29	Regional & Consolidated School Tax	
Assessment of Taxes	16,331.66	Business Personality Replacement Taxes	22,544.91	School Taxes in Municipal Budget	
Collection of Taxes	6,954.49	Taxes from Public Utilities	87,322.63	County Taxes	458,446.15
Planning, Housing & Development		Other Miscellaneous Tax Revenues		County Library Taxes	17,978.59
Human Resources		State Aid Revenues	19,989.73	Local Municipal Purpose Taxes	526,104.81
Elections		Federal Aid Revenues		Veteran & Senior Citizen Taxes	20,310.00
General Administration (other)	87,389.67	State and Local Fiscal Assistance Act Utilized	51,388.00	Total Taxes for Rate Computation	2,570,091.62
JUDICIARY		Sale of Acquired Property		Special District Taxes	531.19
Municipal Courts	8,680.00	Other Miscellaneous Revenues	81,152.68	Bank Stock Taxes	53,961.80
PUBLIC SAFETY		Other Revenues, Revenue Sharing Tax Effort	22,777.10	Added and Omitted Taxes	
Fire Protection	7,586.67	Total	2,674,332.43	Total Taxes Levied - ABSTRACT	2,604,274.61
Police Protection	106,202.26	Prior Years Surplus Appropriated	150,000.00	Total Taxes Billed	2,612,008.07
Civil Defense & Disaster Control	1,340.00	REVENUES TOTAL	2,824,332.43	1973 TAXES COLLECTED	2,231,813.09
Environmental Inspection & Control	7,800.54	CAPITAL OUTLAY TOTAL	22,114.10	1973 Taxes Cancelled, Abated or Adjusted	120,530.30
Other Public Safety		Public Enterprises		Transfer to Tax Title Liens or Foreclosed	73,045.59
PUBLIC WORKS		Recreation—Culture		Balance Outstanding Dec. 31, 1973	186,619.09
Streets and Drainage	165,278.83	Public Works	22,114.10	PRIOR YEARS TAXES OUTSTANDING	
Sewers and Sewage Processing	750.00	Buildings and Grounds		Balance January 1, 1973	159,701.36
Public Buildings and Grounds		Library and Education		Collected in 1973	118,042.02
Other Public Works	20,485.00	Conservation		Cancelled, Abated or Adjusted 1973	
HEALTH and WELFARE		All Other		Transfers to Tax Title Liens or Foreclosed	41,659.34
Health Services Except Environmental	7,227.55	CAPITAL DEBT AUTHORIZED, DECEMBER 31, 1973		Balance December 31, 1973	
Welfare—Public Assistance	2,847.00	ISSUED AND UNISSUED		TAX TITLE LIENS OUTSTANDING	
Hospitals, Clinics, First Aid	800.00	School	4,935,449	Balance January 1, 1973	166,463.48
Animal, Insect, & Rodent Control	6,450.00	Self-Liquidating	331,000	Transfers From Taxes	73,045.59
Other Welfare Services		Other	331,000	Redeemed in 1973	39,302.27
RECREATION and CONSERVATION		Total	5,236,449	Cancelled, Abated or Adjusted (1973)	
Beaches and Boardwalks		ISSUED AND OUTSTANDING		Transfers to Foreclosed Property	
Parks, Playgrounds, Shade Trees	20,000.00	School	3,641,449.68	Balance December 31, 1973	200,206.80
Land Reclamation & Conservation		Self-Liquidating		PROPERTY ACQUIRED BY DEED OR	
Other Recreational Services	4,000.00	Other	331,000.00	FORECLOSURE	
EDUCATION (excluding schools)		Total	3,972,449.68	Balance January 1, 1973	450.00
Libraries		EQUALIZED VALUATION BASIS		Transfers From Taxes or Liens	
Other Educational Services		FOR NET DEBT COMPUTATION	56,333,551.67	Sale for Cash (1973)	
STATUTORY EXPENDITURES		REAL PROPERTY VALUATIONS		Cancelled, Abated or Adjusted (1973)	
Pensions & F. I. C. A.	20,300.00	Code Class # of Parcels % VAL'N		Balance December 31, 1973	450.00
Employee Fringe Benefits	9,128.81	1 Vacant Land 1743 17.75	13,896,800.00	CURRENT FINANCES DECEMBER 31, 1973	
Other Statutory Expenditures		2 Residential 2034 75.04	58,752,000.00	ASSETS	
MUNICIPAL FUNCTIONS		3 Farm 19 .26	205,800.00	Cash Dec. 31, 1973	346,929.40
CAPITAL IMPROVEMENTS	25,095.00	4a Commercial 71 6.44	5,041,400.00	Taxes Receivable	228,278.43
DEBT SERVICE		4b Industrial 6 .37	292,800.00	Tax Title Liens	200,206.80
Principal Payments	15,000.00	4c Apartments 2 .14	106,200.00	Foreclosed Property	450.00
Interest Payments	20,396.00	Total 3875	78,295,000.00	Emergencies & Other Deferred Charges	31,698.91
DEFERRED CHARGES	37,436.55	Land Area 20.60 Sq. Miles		State Aid Receivable	33,252.00
SCHOOL, COUNTY, SPECIAL DISTRICT TAXES	2,023,676.81	Net Valuation Taxable-Municipal	78,827,685.00	Other Receivables	12,952.96
RESERVE FOR UNCOLLECTED TAXES	360,121.25	Net Valuation Taxable-County	56,694,954.00	Total	853,768.50
EMERGENCY EMPLOYMENT ACT OF 1971		State Equalized Valuation	68,680,746.00	LIABILITIES, RESERVES, AND SURPLUS	
EXPENDITURES TOTAL	2,974,733.20	State Equalization Ratio	114.89	Cash Liabilities	127,376.02
				Reserves for Receivables	441,888.19
				Surplus Dec. 31, 1973	284,504.29
				Total	853,768.50

0703

Population 1970 8,685  
 Population 1973 8,740  
 S & P Rating  
 Moody Rating A

General Tax Rate Per \$100. 5.30  
 State Equalized Tax Rate 4.33

## CALDWELL BOROUGH — ESSEX CO.

Form of Government:

Borough Council

Number of Members on Governing Body 6

PER CAPITA:

Gross Debt 466.18  
 Net Debt 263.80  
 Debt Service 13.38  
 Total Tax Levy 442.96  
 Municipal Expenditures 192.14

PER CENT:

Gross Debt 5.07  
 Net Debt 2.87  
 Tax Levy Collected 97.87  
 Tax Levy Cancelled, Abated or Adjusted .20

EXPENDITURES		REVENUES-REALIZED		1973 PROPERTY TAX	
<b>GENERAL GOVERNMENT</b>				<b>STATE EQUALIZED TAX RATE</b> $\rightarrow$ <b>2.12</b>	
Governing Body & Public Boards		1973 Property Taxes Collected	3,796,379.16	Local District School Taxes	1,907,330.07
Municipal Clerk		1973 Payments in Lieu of Taxes		Regional & Consolidated School Tax	
Financial Administration	30,375.19	Delinquent Tax & Lien Collections	47,249.47	School Taxes in Municipal Budget	
Assessment of Taxes	11,071.00	Business Personalty Replacement Taxes	70,152.00	County Taxes	1,128,053.10
Collection of Taxes	14,163.59	Taxes from Public Utilities	172,653.38	County Library Taxes	
Planning, Housing & Development		Other Miscellaneous Tax Revenues		Local Municipal Purpose Taxes	.91 817,384.64
Human Resources	10,600.00	State Aid Revenues	34,071.25	Veteran & Senior Citizen Taxes	.04 33,665.00
Elections	1,406.27	Federal Aid Revenues		Total Taxes for Rate Computation	4.33 3,886,432.81
General Administration (other)	102,682.56	State and Local Fiscal Assistance Act Utilized	34,489.00	Special District Taxes	
<b>JUDICIARY</b>		Sale of Acquired Property	51,178.84	Bank Stock Taxes	11,168.19
Municipal Courts	14,069.02	Other Miscellaneous Revenues	243,504.29	Added and Omitted Taxes	7,504.80
<b>PUBLIC SAFETY</b>		Other Revenues, Revenue Sharing Tax Effort	24,364.81	Total Taxes Levied - ABSTRACT	3,871,440.80
Fire Protection	49,066.96	Total	4,474,042.20	Total Taxes Billed	3,796,379.16
Police Protection	410,374.00	Prior Years Surplus Appropriated	195,000.00	1973 TAXES COLLECTED	
Civil Defense & Disaster Control	200.00	REVENUES TOTAL	4,669,042.20	1973 Taxes Cancelled, Abated or Adjusted	7,912.90
Environmental Inspection & Control	11,470.00	CAPITAL OUTLAY TOTAL	157,103.90	Transfer to Tax Title Liens or Foreclosed	14,007.90
Other Public Safety				Balance Outstanding Dec. 31, 1973	60,561.02
<b>PUBLIC WORKS</b>				<b>PRIOR YEARS TAXES OUTSTANDING</b>	
Streets and Drainage	177,984.34	Public Enterprises		Balance January 1, 1973	48,698.84
Sewers and Sewage Processing	193,469.00	Recreation—Culture		Collected in 1973	43,255.37
Garbage and Trash Disposal	108,228.00	Public Works	43,477.38	Cancelled, Abated or Adjusted 1973	
Public Buildings and Grounds	28,390.00	Buildings and Grounds	113,626.52	Transfers to Tax Title Liens or Foreclosed	5,443.47
Other Public Works		Library and Education		Balance December 31, 1973	
<b>HEALTH and WELFARE</b>		Conservation		<b>TAX TITLE LIENS OUTSTANDING</b>	
Health Services Except Environmental	27,850.00	All Other		Balance January 1, 1973	22,896.82
Welfare-Public Assistance	17,289.00			Transfers From Taxes	19,560.81
Hospitals, Clinics, First Aid				Redeemed in 1973	3,994.10
Animal, Insect, & Rodent Control				Cancelled, Abated or Adjusted (1973)	
Other Welfare Services				Transfers to Foreclosed Property	
<b>RECREATION and CONSERVATION</b>				Balance December 31, 1973	38,463.53
Beaches and Boardwalks				<b>PROPERTY ACQUIRED BY DEED OR</b>	
Parks, Playgrounds, Shade Trees				<b>FORECLOSURE</b>	
Land Reclamation & Conservation	9,468.53			Balance January 1, 1973	100.00
Other Recreational Services	31,486.93			Transfers From Taxes or Liens	
<b>EDUCATION (excluding schools)</b>				Sale for Cash (1973)	
Libraries	77,223.00			Cancelled, Abated or Adjusted (1973)	
Other Educational Services				Balance December 31, 1973	100.00
<b>STATUTORY EXPENDITURES</b>				<b>CURRENT FINANCES DECEMBER 31, 1973</b>	
Pensions & F. I. C. A.	106,006.77			<b>ASSETS</b>	
Employee Fringe Benefits	29,547.12			Cash Dec. 31, 1973	226,319.24
Other Statutory Expenditures				Taxes Receivable	60,561.02
<b>MUNICIPAL FUNCTIONS TOTAL</b>	1,462,421.28			Tax Title Liens	38,463.53
<b>CAPITAL IMPROVEMENTS *MEMO*</b>	35,078.00			Foreclosed Property	100.00
<b>DEBT SERVICE</b>				Emergencies & Other Deferred Charges	55,000.00
Principal Payments	67,000.00			State Aid Receivable	4,112.98
Interest Payments	49,945.75			Other Receivables	2,167.92
				Total	386,724.69
<b>DEFERRED CHARGES</b>	20,000.00			<b>LIABILITIES, RESERVES, AND SURPLUS</b>	
<b>SCHOOL, COUNTY, SPECIAL DISTRICT TAXES</b>	3,035,383.17			Cash Liabilities	190,708.79
<b>RESERVE FOR UNCOLLECTED TAXES</b>	75,959.05			Reserves for Receivables	101,292.47
<b>EMERGENCY EMPLOYMENT ACT OF 1971</b>				Surplus Dec. 31, 1973	94,723.43
<b>EXPENDITURES TOTAL</b>	4,714,709.25			Total	386,724.69

1004

Population 1970  
Population 1973  
S & P Rating  
Moody Rating

970  
1,025

General Tax Rate Per \$100  
3.09  
State Equalized Tax Rate  
3.05

CALIFON BOROUGH — HUNTERDON CO.  
Form of Government:  
Borough Council  
Number of Members on Governing Body 6

PER CAPITA: 636.94  
Gross Debt 50.43  
Net Debt 3.53  
Debt Service 366.14  
Total Tax Levy 133.22  
Municipal Expenditures

PER CENT: 6.81  
Gross Debt .54  
Net Debt 88.75  
Tax Levy Collected  
Tax Levy Cancelled, Abated or Adjusted .48

EXPENDITURES		REVENUES-REALIZED		1973 PROPERTY TAX	
GENERAL GOVERNMENT				STATE EQUALIZED TAX RATE — 1.21	
Governing Body & Public Boards		1973 Property Taxes Collected		Local District School Taxes	146,390.00
Municipal Clerk		1973 Payments in Lieu of Taxes		Regional & Consolidated School Tax	105,686.88
Financial Administration	1,600.00	Delinquent Tax & Lien Collections		School Taxes in Municipal Budget	
Assessment of Taxes	1,590.00	Business Personalty Replacement Taxes		County Taxes	46,726.57
Collection of Taxes	2,290.00	Taxes from Public Utilities		County Library Taxes	2,396.87
Planning, Housing & Development	5,235.76	Other Miscellaneous Tax Revenues		Local Municipal Purpose Taxes	64,592.93
Human Resources		State Aid Revenues		Veteran & Senior Citizen Taxes	5,510.00
Elections		Federal Aid Revenues		Total Taxes for Rate Computation	371,303.25
General Administration (other)	20,624.00	State and Local Fiscal Assistance Act Utilized		Special District Taxes	
JUDICIARY		Sale of Acquired Property		Bank Stock Taxes	2,637.82
Municipal Courts	2,000.00	Other Miscellaneous Revenues		Added and Omitted Taxes	6,865.48
PUBLIC SAFETY		Other Revenues, Revenue Sharing Tax Effort		Total Taxes Levied - ABSTRACT	375,296.55
Fire Protection	4,136.00	Prior Years Surplus Appropriated		Total Taxes Billed	375,739.90
Police Protection	19,390.99	REVENUES TOTAL		1973 TAXES COLLECTED	333,451.33
Civil Defense & Disaster Control	100.00	CAPITAL OUTLAY TOTAL		1973 Taxes Cancelled, Abated or Adjusted	1,786.91
Environmental Inspection & Control	750.00			Transfer to Tax Title Liens or Foreclosed	
Other Public Safety				Balance Outstanding Dec. 31, 1973	40,501.66
PUBLIC WORKS				PRIOR YEARS TAXES OUTSTANDING	
Streets and Drainage	24,053.00			Balance January 1, 1973	33,115.03
Sewers and Sewage Processing				Collected in 1973	26,271.02
Garbage and Trash Disposal	8,950.00			Cancelled, Abated or Adjusted 1973	362.79
Public Buildings and Grounds	4,000.00			Transfers to Tax Title Liens or Foreclosed	
Other Public Works				Balance December 31, 1973	6,481.22
HEALTH and WELFARE				TAX TITLE LIENS OUTSTANDING	
Health Services Except Environmental	670.00			Balance January 1, 1973	
Welfare-Public Assistance				Transfers From Taxes	
Hospitals, Clinics, First Aid				Redeemed in 1973	
Animal, Insect, & Rodent Control				Cancelled, Abated or Adjusted (1973)	
Other Welfare Services				Transfers to Foreclosed Property	
RECREATION and CONSERVATION				Balance December 31, 1973	
Beaches and Boardwalks				PROPERTY ACQUIRED BY DEED OR	
Parks, Playgrounds, Shade Trees	1,150.00			FORECLOSURE	
Land Reclamation & Conservation	100.00			Balance January 1, 1973	
Other Recreational Services				Transfers From Taxes or Liens	
EDUCATION (excluding schools)				Sale for Cash (1973)	
Libraries				Cancelled, Abated or Adjusted (1973)	
Other Educational Services				Balance December 31, 1973	
STATUTORY EXPENDITURES				CURRENT FINANCES DECEMBER 31, 1973	
Pensions & F. I. C. A.	2,312.00			ASSETS	
Employee Fringe Benefits				Cash Dec. 31, 1973	157,180.98
Other Statutory Expenditures				Taxes Receivable	46,982.88
MUNICIPAL FUNCTIONS	98,951.75			Tax Title Liens	
CAPITAL IMPROVEMENTS	18,200.00			Foreclosed Property	
DEBT SERVICE				Emergencies & Other Deferred Charges	6,447.90
Principal Payments	3,000.00			State Aid Receivable	26,229.65
Interest Payments	620.00			Other Receivables	
DEFERRED CHARGES	2,352.71			Total	236,841.41
SCHOOL, COUNTY, SPECIAL DISTRICT TAXES	301,200.32			LIABILITIES, RESERVES, AND SURPLUS	
RESERVE FOR UNCOLLECTED TAXES	31,623.00			Cash Liabilities	138,100.36
EMERGENCY EMPLOYMENT ACT OF 1971				Reserves for Receivables	46,982.88
EXPENDITURES TOTAL	437,747.78			Surplus Dec. 31, 1973	51,758.17
				Total	236,841.41

0408

Population 1970 102,780  
 Population 1973 105,420  
 S & P Rating A  
 Moody Rating BAA

General Tax Rate Per \$100. 7.76  
 State Equalized Tax Rate 6.07

## CAMDEN CITY — CAMDEN CO.

Form of Government:

Mayor-Council Plan B (OMCL50)

Number of Members on Governing Body 7

PER CAPITA:

Gross Debt 393.55  
 Net Debt 40.55  
 Debt Service 9.13  
 Total Tax Levy 219.42  
 Municipal Expenditures 283.59

PER CENT:

Gross Debt 11.87  
 Net Debt 1.22  
 Tax Levy Collected 89.62  
 Tax Levy Cancelled, Abated or Adjusted 1.52

EXPENDITURES		REVENUES-REALIZED		1973 PROPERTY TAX	
<b>GENERAL GOVERNMENT</b>				STATE EQUALIZED TAX RATE — 2.34	
Governing Body & Public Boards	169,158.36	1973 Property Taxes Collected	20,801,952.05	Local District School Taxes	9,021,751.50
Municipal Clerk	57,709.33	1973 Payments in Lieu of Taxes	686,277.14	Regional & Consolidated School Tax	
Financial Administration	240,939.56	Delinquent Tax & Lien Collections	1,426,046.66	School Taxes in Municipal Budget	
Assessment of Taxes	102,519.44	Business Personalty Replacement Taxes	2,799,543.65	County Taxes	3,921,334.53
Collection of Taxes	168,764.27	Taxes from Public Utilities	1,679,264.26	County Library Taxes	
Planning, Housing & Development	366,757.15	Other Miscellaneous Tax Revenues	46,997.36	Local Municipal Purpose Taxes	9,986,645.32
Human Resources	1,518,083.57	State Aid Revenues	4,146,295.74	Veteran & Senior Citizen Taxes	479,745.00
Elections	56,160.00	Federal Aid Revenues	2,359,726.19	Total Taxes for Rate Computation	23,409,476.35
General Administration (other)	1,504,807.74	State and Local Fiscal Assistance Act Utilized	2,988,412.50	Special District Taxes	
<b>JUDICIARY</b>		Sale of Acquired Property	176,900.00	Bank Stock Taxes	121,030.98
Municipal Courts	200,560.00	Other Miscellaneous Revenues	1,394,661.88	Added and Omitted Taxes	80,244.39
<b>PUBLIC SAFETY</b>		Other Revenues, Revenue Sharing Tax Effort	463,377.94	Total Taxes Levied - ABSTRACT	23,131,006.72
Fire Protection	3,807,693.00	Total	38,969,455.37	Total Taxes Billed	23,211,197.23
Police Protection	5,715,639.96	Prior Years Surplus Appropriated	1,259,346.91	1973 TAXES COLLECTED	20,801,952.05
Civil Defense & Disaster Control	15,479.54	REVENUES TOTAL	40,228,802.28	1973 Taxes Cancelled, Abated or Adjusted	353,316.00
Environmental Inspection & Control	179,327.00	CAPITAL OUTLAY TOTAL	329,440.23	Transfer to Tax Title Liens or Foreclosed	902,482.92
Other Public Safety	34,951.86			Balance Outstanding Dec. 31, 1973	1,153,446.26
<b>PUBLIC WORKS</b>		Public Enterprises	71,663.47	<b>PRIOR YEARS TAXES OUTSTANDING</b>	
Streets and Drainage	1,639,357.11	Recreation—Culture	74,283.50	Balance January 1, 1973	2,386,632.89
Sewers and Sewage Processing		Public Works	129,303.91	Collected in 1973	562,294.25
Garbage and Trash Disposal	1,007,000.00	Buildings and Grounds	54,189.35	Cancelled, Abated or Adjusted 1973	250,372.15
Public Buildings and Grounds	929,398.04	Library and Education		Transfers to Tax Title Liens or Foreclosed	258,107.28
Other Public Works		Conservation		Balance December 31, 1973	915,859.21
<b>HEALTH and WELFARE</b>		All Other		<b>TAX TITLE LIENS OUTSTANDING</b>	
Health Services Except Environmental	548,414.45	CAPITAL DEBT AUTHORIZED, DECEMBER 31, 1973		Balance January 1, 1973	2,947,557.91
Welfare-Public Assistance	327,364.17	ISSUED AND UNISSUED		Transfers From Taxes	1,204,562.54
Hospitals, Clinics, First Aid	66,000.00	School	25,900,000	Redeemed in 1973	463,752.41
Animal, Insect, & Rodent Control	130,560.45	Self-liquidating	11,141,000	Cancelled, Abated or Adjusted (1973)	113,475.79
Other Welfare Services	1,253,735.00	Other	4,447,000	Transfers to Foreclosed Property	
<b>RECREATION and CONSERVATION</b>		Total	41,488,000	Balance December 31, 1973	3,574,892.25
Beaches and Boardwalks		ISSUED AND OUTSTANDING		<b>PROPERTY ACQUIRED BY DEED OR FORECLOSURE</b>	
Parks, Playgrounds, Shade Trees	800,883.51	School	13,451,000.00	Balance January 1, 1973	1,763,800.00
Land Reclamation & Conservation		Self-Liquidating	10,701,000.00	Transfers From Taxes or Liens	
Other Recreational Services	4,000.00	Other	4,157,000.00	Sale for Cash (1973)	176,900.00
<b>EDUCATION (excluding schools)</b>		Total	28,309,000.00	Cancelled, Abated or Adjusted (1973)	
Libraries	287,112.00	EQUALIZED VALUATION BASIS		Balance December 31, 1973	1,586,900.00
Other Educational Services	857,819.83	FOR NET DEBT COMPUTATION	349,392,774.33	<b>CURRENT FINANCES DECEMBER 31, 1973</b>	
<b>STATUTORY EXPENDITURES</b>		REAL PROPERTY VALUATIONS		ASSETS	
Pensions & F. I. C. A.	2,165,993.87	Code Class # of Parcels % VAL'N	ASSESSED VALUATION	Cash Dec. 31, 1973	2,229,136.88
Employee Fringe Benefits	540,700.00	1 Vacant Land 2661 1.60	4,387,485.00	Taxes Receivable	2,069,305.47
Other Statutory Expenditures		2 Residential 25995 52.87	144,723,750.00	Tax Title Liens	3,574,892.25
<b>MUNICIPAL FUNCTIONS</b>		3 Farm		Foreclosed Property	1,586,900.00
<b>CAPITAL IMPROVEMENTS</b>		4a Commercial 2601 24.88	68,099,660.00	Emergencies & Other Deferred Charges	998,975.18
<b>DEBT SERVICE</b>		4b Industrial 222 15.59	42,665,650.00	State Aid Receivable	88,126.66
Principal Payments	626,000.00	4c Apartments 156 5.07	13,880,565.00	Other Receivables	1,502,398.34
Interest Payments	336,996.98	Total 31635	273,757,110.00	Total	12,049,734.78
<b>DEFERRED CHARGES</b>		Land Area 8.68 Sq. Miles		<b>LIABILITIES, RESERVES, AND SURPLUS</b>	
SCHOOL, COUNTY, SPECIAL DISTRICT TAXES	1,016,786.22	Net Valuation Taxable-Municipal	301,838,133.00	Cash Liabilities	2,833,250.81
RESERVE FOR UNCOLLECTED TAXES	12,943,086.03	Net Valuation Taxable-County	393,501,186.00	Reserves for Receivables	8,733,496.06
EMERGENCY EMPLOYMENT ACT OF 1971	2,262,715.71	State Equalized Valuation	380,323,658.00	Surplus Dec. 31, 1973	482,987.91
<b>EXPENDITURES</b>		State Equalization Ratio	78.34	Total	12,049,734.78
TOTAL	42,839,624.55				

0502

Population 1970 4,395  
 Population 1973 4,185  
 S & P Rating 88  
 Moody Rating BA

General Tax Rate Per \$100. 4.03  
 State Equalized Tax Rate 2.99

## CAPE MAY CITY — CAPE MAY CO.

Form of Government:

Council-Manager (1923)

Number of Members on Governing Body 3

PER CAPITA:

Gross Debt 773.69  
 Net Debt 344.22  
 Debt Service 31.25  
 Total Tax Levy 464.34  
 Municipal Expenditures 425.80

PER CENT:

Gross Debt 6.70  
 Net Debt 2.98  
 Tax Levy Collected 87.82  
 Tax Levy Cancelled, Abated or Adjusted .12

EXPENDITURES		REVENUES-REALIZED		1973 PROPERTY TAX	
GENERAL GOVERNMENT		1973 Property Taxes Collected		STATE EQUALIZED TAX RATE	
Governing Body & Public Boards		1,706,525.68		Local District School Taxes .45	288,910.00
Municipal Clerk		148,656.72		Regional & Consolidated School Tax .61	394,793.21
Financial Administration	30,040.00	60,475.64		School Taxes in Municipal Budget	
Assessment of Taxes	11,631.00	90,235.27		County Taxes .40	258,131.09
Collection of Taxes	23,224.00	84,407.01		County Library Taxes .02	12,840.44
Planning, Housing & Development	8,575.00	49,721.00		Local Municipal Purpose Taxes 1.46	938,107.75
Human Resources		163,640.00		Veteran & Senior Citizen Taxes .05	29,050.00
Elections		244,294.33		Total Taxes for Rate Computation 2.99	1,921,832.49
General Administration (other)	131,166.00	69,569.79		Special District Taxes	
JUDICIARY		2,617,525.44		Bank Stock Taxes	3,588.87
Municipal Courts	22,374.00	197,000.00		Added and Omitted Taxes	46,895.47
PUBLIC SAFETY		2,814,525.44		Total Taxes Levied - ABSTRACT	1,943,266.83
Fire Protection	160,697.00	85,905.22		Total Taxes Billed	1,943,122.73
Police Protection	256,450.00	46,114.15		1973 TAXES COLLECTED	1,706,525.68
Civil Defense & Disaster Control	3,850.00	5,295.47		1973 Taxes Cancelled, Abated or Adjusted	2,242.50
Environmental Inspection & Control	19,140.00	34,495.60		Transfer to Tax Title Liens or Foreclosed	46,852.33
Other Public Safety		1,470,986.39		Balance Outstanding Dec. 31, 1973	187,502.22
PUBLIC WORKS		602,000.00		PRIOR YEARS TAXES OUTSTANDING	
Streets and Drainage	137,196.00	1,037,600.00		Balance January 1, 1973	191,028.44
Sewers and Sewage Processing		3,110,586.39		Collected in 1973	148,656.72
Garbage and Trash Disposal	20,500.00	48,303,394.67		Cancelled, Abated or Adjusted 1973	320.00
Public Buildings and Grounds	147,527.60			Transfers to Tax Title Liens or Foreclosed	41,891.18
Other Public Works				Balance December 31, 1973	160.54
HEALTH and WELFARE				TAX TITLE LIENS OUTSTANDING	
Health Services Except Environmental	16,273.00			Balance January 1, 1973	35,266.00
Welfare-Public Assistance	3,727.00			Transfers From Taxes	92,123.36
Hospitals, Clinics, First Aid				Redeemed in 1973	
Animal, Insect, & Rodent Control	3,500.00			Cancelled, Abated or Adjusted (1973)	
Other Welfare Services				Transfers to Foreclosed Property	
RECREATION and CONSERVATION				Balance December 31, 1973	127,389.36
Beaches and Boardwalks	129,749.00			PROPERTY ACQUIRED BY DEED OR FORECLOSURE	
Parks, Playgrounds, Shade Trees	4,115.00			Balance January 1, 1973	63,952.07
Land Reclamation & Conservation	845.00			Transfers From Taxes or Liens	9.93
Other Recreational Services	42,862.00			Sale for Cash (1973)	2,640.00
EDUCATION (excluding schools)				Cancelled, Abated or Adjusted (1973)	
Libraries	18,000.00			Balance December 31, 1973	61,322.00
Other Educational Services				CURRENT FINANCES DECEMBER 31, 1973	
STATUTORY EXPENDITURES				ASSETS	
Pensions & F. I. C. A.	81,886.00			Cash Dec. 31, 1973	355,283.29
Employee Fringe Benefits	31,548.00			Taxes Receivable	187,662.76
Other Statutory Expenditures				Tax Title Liens	127,389.36
MUNICIPAL FUNCTIONS				Foreclosed Property	61,322.00
CAPITAL IMPROVEMENTS	299,094.60			Emergencies & Other Deferred Charges	58,840.32
DEBT SERVICE				State Aid Receivable	13,000.00
Principal Payments	76,600.00			Other Receivables	74,209.08
Interest Payments	54,199.50			Total	877,706.81
DEFERRED CHARGES	119,407.04			LIABILITIES, RESERVES, AND SURPLUS	
SCHOOL, COUNTY, SPECIAL DISTRICT TAXES	954,674.74			Cash Liabilities	174,528.19
RESERVE FOR UNCOLLECTED TAXES	226,893.23			Reserves for Receivables	450,583.20
EMERGENCY EMPLOYMENT ACT OF 1971				Surplus Dec. 31, 1973	252,595.42
EXPENDITURES				Total	877,706.81
TOTAL	2,736,640.11				

0503

Population 1970 205  
 Population 1973 220  
 S & P Rating  
 Moody Rating

General Tax Rate Per \$100. 1.78  
 State Equalized Tax Rate 1.69

## CAPE MAY POINT BOROUGH — CAPE MAY CO.

Form of Government:  
 Commission (1911)  
 Number of Members on Governing Body 3

PER CAPITA: 468.32  
 Gross Debt 468.32  
 Net Debt 33.64  
 Debt Service 689.53  
 Total Tax Levy 691.59  
 Municipal Expenditures

PER CENT: 1.32  
 Gross Debt 1.32  
 Net Debt 95.86  
 Tax Levy Collected  
 Tax Levy Cancelled, Abated or Adjusted .05

EXPENDITURES		REVENUES-REALIZED		1973 PROPERTY TAX	
GENERAL GOVERNMENT		1973 Property Taxes Collected		STATE EQUALIZED TAX RATE — .38	
Governing Body & Public Boards	2,525.00	1973 Payments in Lieu of Taxes		Local District School Taxes	
Municipal Clerk		Delinquent Tax & Lien Collections		Regional & Consolidated School Tax	
Financial Administration	1,250.00	Business Personalty Replacement Taxes		School Taxes in Municipal Budget	
Assessment of Taxes	3,733.00	Taxes from Public Utilities		County Taxes	
Collection of Taxes	50.00	Other Miscellaneous Tax Revenues		County Library Taxes	
Planning, Housing & Development		State Aid Revenues		Local Municipal Purpose Taxes	
Human Resources	420.00	Federal Aid Revenues		Veteran & Senior Citizen Taxes	
Elections	19,150.00	State and Local Fiscal Assistance Act Utilized		Total Taxes for Rate Computation	
General Administration (other)		Sale of Acquired Property		Special District Taxes	
JUDICIARY	1,875.00	Other Miscellaneous Revenues		Bank Stock Taxes	
Municipal Courts		Other Revenues, Revenue Sharing Tax Effort		Added and Omitted Taxes	
PUBLIC SAFETY	1,700.00	Total		Total Taxes Levied - ABSTRACT	
Fire Protection	7,969.00	Prior Years Surplus Appropriated		Total Taxes Billed	
Police Protection	400.00	REVENUES TOTAL		1973 TAXES COLLECTED	
Civil Defense & Disaster Control	250.00	CAPITAL OUTLAY TOTAL		1973 Taxes Cancelled, Abated or Adjusted	
Environmental Inspection & Control		Public Enterprises		Transfer to Tax Title Liens or Foreclosed	
Other Public Safety		Recreation—Culture		Balance Outstanding Dec. 31, 1973	
PUBLIC WORKS	18,875.00	Public Works		PRIOR YEARS TAXES OUTSTANDING	
Streets and Drainage	18,740.00	Buildings and Grounds		Balance January 1, 1973	
Sewers and Sewage Processing	7,075.00	Library and Education		Collected in 1973	
Garbage and Trash Disposal	5,400.00	Conservation		Cancelled, Abated or Adjusted 1973	
Public Buildings and Grounds	10,000.00	All Other		Transfers to Tax Title Liens or Foreclosed	
Other Public Works		CAPITAL DEBT AUTHORIZED, DECEMBER 31, 1973		Balance December 31, 1973	
HEALTH and WELFARE	121.00	ISSUED AND UNISSUED GROSS DEBT NET DEBT		TAX TITLE LIENS OUTSTANDING	
Health Services Except Environmental		School		Balance January 1, 1973	
Welfare-Public Assistance	25.00	Self-Liquidating		Transfers From Taxes	
Hospitals, Clinics, First Aid		Other		Redeemed in 1973	
Animal, Insect, & Rodent Control		Total		Cancelled, Abated or Adjusted (1973)	
Other Welfare Services		ISSUED AND OUTSTANDING		Transfers to Foreclosed Property	
RECREATION and CONSERVATION	19,408.00	School		Balance December 31, 1973	
Beaches and Boardwalks	1,829.00	Self-Liquidating		PROPERTY ACQUIRED BY DEED OR	
Parks, Playgrounds, Shade Trees		Other		FORECLOSURE	
Land Reclamation & Conservation		Total		Balance January 1, 1973	
Other Recreational Services		EQUALIZED VALUATION BASIS		Transfers From Taxes or Liens	
EDUCATION (excluding schools)		FOR NET DEBT COMPUTATION		Sale for Cash (1973)	
Libraries		REAL PROPERTY VALUATIONS		Cancelled, Abated or Adjusted (1973)	
Other Educational Services		Code Class # of Parcels % VAL'N		Balance December 31, 1973	
STATUTORY EXPENDITURES	2,700.00	ASSESSED VALUATION		CURRENT FINANCES DECEMBER 31, 1973	
Pensions & F. I. C. A.		1 Vacant Land 312 18.27		ASSETS	
Employee Fringe Benefits		2 Residential 418 80.30		Cash Dec. 31, 1973	
Other Statutory Expenditures		3 Farm 1 .36		Taxes Receivable	
MUNICIPAL FUNCTIONS TOTAL	123,495.00	4a Commercial 1 1.08		Tax Title Liens	
CAPITAL IMPROVEMENTS * MEMO*	25,000.00	4b Industrial 3		Foreclosed Property	
DEBT SERVICE		4c Apartments 734		Emergencies & Other Deferred Charges	
Principal Payments	5,000.00	Total		State Aid Receivable	
Interest Payments	2,401.00	Land Area .30 Sq. Miles		Other Receivables	
DEFERRED CHARGES	8,393.95	Net Valuation Taxable-Municipal		Total	
SCHOOL, COUNTY, SPECIAL DISTRICT TAXES	75,078.32	Net Valuation Taxable-County		LIABILITIES, RESERVES, AND SURPLUS	
RESERVE FOR UNCOLLECTED TAXES	12,860.52	State Equalized Valuation		Cash Liabilities	
EMERGENCY EMPLOYMENT ACT OF 1971		State Equalization Ratio		Reserves for Receivables	
EXPENDITURES TOTAL	227,228.79			Surplus Dec. 31, 1973	

0205

Population 1970 6,725  
 Population 1973 6,820  
 S & P Rating  
 Moody Rating

General Tax Rate Per \$100. 1.60  
 State Equalized Tax Rate 1.49

## CARLSTADT BOROUGH — BERGEN CO.

Form of Government:

Borough Council

Number of Members on Governing Body 6

PER CAPITA:

Gross Debt 848.48  
 Net Debt 187.89  
 Debt Service 15.82  
 Total Tax Levy 518.69  
 Municipal Expenditures 236.45

PER CENT:

Gross Debt 2.70  
 Net Debt .60  
 Tax Levy Collected 92.47  
 Tax Levy Cancelled, Abated or Adjusted .04

EXPENDITURES		REVENUES-REALIZED		1973 PROPERTY TAX	
GENERAL GOVERNMENT				STATE EQUALIZED TAX RATE 1.49	
Governing Body & Public Boards	5,500.00	1973 Property Taxes Collected 3,277,257.08		Local District School Taxes .50	1,178,736.57
Municipal Clerk	17,532.75	1973 Payments in Lieu of Taxes		Regional & Consolidated School Tax .32	761,146.47
Financial Administration	19,687.00	Delinquent Tax & Lien Collections 143,068.84		School Taxes in Municipal Budget	
Assessment of Taxes	18,092.00	Business Personalty Replacement Taxes 236,079.88		County Taxes .36	847,489.16
Collection of Taxes	16,216.00	Taxes from Public Utilities 292,143.90		County Library Taxes	
Planning, Housing & Development	2,400.00	Other Miscellaneous Tax Revenues		Local Municipal Purpose Taxes .30	715,244.85
Human Resources		State Aid Revenues 27,920.45		Veteran & Senior Citizen Taxes .02	40,150.00
Elections	850.00	Federal Aid Revenues		Total Taxes for Rate Computation 1.50	3,542,767.05
General Administration (other)	76,655.00	State and Local Fiscal Assistance Act Utilized 114,198.00		Special District Taxes	
JUDICIARY		Sale of Acquired Property		Bank Stock Taxes	7,121.30
Municipal Courts	9,700.00	Other Miscellaneous Revenues 69,450.04		Added and Omitted Taxes	27,711.72
PUBLIC SAFETY		Other Revenues, Revenue Sharing Tax Effort 72,954.16		Total Taxes Levied - ABSTRACT	3,537,450.07
Fire Protection	77,950.00	TOTAL 4,233,072.35		Total Taxes Billed	3,544,286.52
Police Protection	383,458.00	Prior Years Surplus Appropriated 200,000.00		1973 TAXES COLLECTED	3,277,257.08
Civil Defense & Disaster Control	100.00	REVENUES TOTAL 4,433,072.35		1973 Taxes Cancelled, Abated or Adjusted	1,579.20
Environmental Inspection & Control	3,150.00	CAPITAL OUTLAY TOTAL 283,610.15		Transfer to Tax Title Liens or Foreclosed	127,438.40
Other Public Safety				Balance Outstanding Dec. 31, 1973	138,011.84
PUBLIC WORKS				PRIOR YEARS TAXES OUTSTANDING	
Streets and Drainage	118,075.39	Public Enterprises		Balance January 1, 1973	167,523.99
Sewers and Sewage Processing	57,700.00	Recreation—Culture 3,301.16		Collected in 1973	132,296.32
Garbage and Trash Disposal	74,119.61	Public Works 277,306.85		Cancelled, Abated or Adjusted 1973	259.20
Public Buildings and Grounds	55,814.00	Buildings and Grounds 3,002.14		Transfers to Tax Title Liens or Foreclosed	2,160.00
Other Public Works		Library and Education		Balance December 31, 1973	32,808.47
HEALTH and WELFARE		Conservation		TAX TITLE LIENS OUTSTANDING	
Health Services Except Environmental	8,900.00	All Other		Balance January 1, 1973	293,080.44
Welfare-Public Assistance	3,500.00	CAPITAL DEBT AUTHORIZED, DECEMBER 31, 1973		Transfers From Taxes	129,845.98
Hospitals, Clinics, First Aid		ISSUED AND UNISSUED GROSS DEBT NET DEBT		Redeemed in 1973	10,772.52
Animal, Insect, & Rodent Control		School 4,479,413		Cancelled, Abated or Adjusted (1973)	
Other Welfare Services		Self-liquidating 1,307,225 1,281,438		Transfers to Foreclosed Property	
RECREATION and CONSERVATION		Other 5,786,638 1,281,438		Balance December 31, 1973	412,153.90
Beaches and Boardwalks		ISSUED AND OUTSTANDING		PROPERTY ACQUIRED BY DEED OR FORECLOSURE	
Parks, Playgrounds, Shade Trees		School 4,479,413.64		Balance January 1, 1973	300.00
Land Reclamation & Conservation		Self-Liquidating		Transfers From Taxes or Liens	
Other Recreational Services	23,560.00	Other 963,000.00		Sale for Cash (1973)	
EDUCATION (excluding schools)		Total 5,442,413.64		Cancelled, Abated or Adjusted (1973)	
Libraries	42,500.00	EQUALIZED VALUATION BASIS		Balance December 31, 1973	300.00
Other Educational Services		FOR NET DEBT COMPUTATION 214,470,144.67		CURRENT FINANCES DECEMBER 31, 1973	
STATUTORY EXPENDITURES		REAL PROPERTY VALUATIONS		ASSETS	
Pensions & F. I. C. A.	60,693.25	Code Class # of Parcels % VAL'N ASSESSED VALUATION		Cash Dec. 31, 1973	793,067.50
Employee Fringe Benefits	35,040.00	1 Vacant Land 126 7.65 16,835,200.00		Taxes Receivable	170,820.31
Other Statutory Expenditures		2 Residential 1456 19.41 42,692,700.00		Tax Title Liens	412,153.90
MUNICIPAL FUNCTIONS TOTAL 1,115,193.00		3 Farm 7 .17 392,500.00		Foreclosed Property	300.00
CAPITAL IMPROVEMENTS *MEMO* 119,700.00		4a Commercial 159 18.93 41,642,600.00		Emergencies & Other Deferred Charges	18,400.20
DEBT SERVICE		4b Industrial 250 53.33 117,297,100.00		State Aid Receivable	16,665.38
Principal Payments 70,000.00		4c Apartments 10 .50 1,100,000.00		Other Receivables	29,699.69
Interest Payments 37,883.38		Total 2008 219,960,100.00		Total	1,441,106.98
DEFERRED CHARGES 39,426.43		Land Area 4.20 Sq. Miles		LIABILITIES, RESERVES, AND SURPLUS	
SCHOOL, COUNTY, SPECIAL DISTRICT TAXES 2,787,372.20		Net Valuation Taxable-Municipal 221,878,469.00		Cash Liabilities	135,844.79
RESERVE FOR UNCOLLECTED TAXES 350,063.80		Net Valuation Taxable-County 223,651,223.00		Reserves for Receivables	612,973.90
EMERGENCY EMPLOYMENT ACT OF 1971		State Equalized Valuation 237,722,342.00		Surplus Dec. 31, 1973	692,288.29
EXPENDITURES TOTAL 4,399,938.81		State Equalization Ratio 93.31		Total	1,441,106.98

1201

Population 1970 23,165  
 Population 1973 22,975  
 S & P Rating A  
 Moody Rating A

General Tax Rate Per \$100. 3.61  
 State Equalized Tax Rate 3.05

## CARTERET BOROUGH — MIDDLESEX CO.

Form of Government:

Borough Council

Number of Members on Governing Body 6

PER CAPITA:

Gross Debt 290.41  
 Net Debt 164.97  
 Debt Service 17.55  
 Total Tax Levy 312.88  
 Municipal Expenditures 164.22

PER CENT:

Gross Debt 3.16  
 Net Debt 1.80  
 Tax Levy Collected 96.42  
 Tax Levy Cancelled, Abated or Adjusted .13

EXPENDITURES		REVENUES-REALIZED		1973 PROPERTY TAX	
<b>GENERAL GOVERNMENT</b>				<b>STATE EQUALIZED TAX RATE — 1.61</b>	
Governing Body & Public Boards		1973 Property Taxes Collected	6,950,574.34	Local District School Taxes	3,857,183.74
Municipal Clerk		1973 Payments in Lieu of Taxes	18,339.20	Regional & Consolidated School Tax	
Financial Administration	6,500.00	Delinquent Tax & Lien Collections	180,739.65	School Taxes in Municipal Budget	
Assessment of Taxes	17,303.00	Business Personality Replacement Taxes	754,584.24	County Taxes	1,380,638.84
Collection of Taxes	39,638.00	Taxes from Public Utilities	422,917.51	County Library Taxes	
Planning, Housing & Developmem	17,355.00	Other Miscellaneous Tax Revenues		Local Municipal Purpose Taxes	1,900,791.78
Human Resources	800.00	State Aid Revenues	94,500.63	Veteran & Senior Citizen Taxes	145,760.00
Elections	5,200.00	Federal Aid Revenues	58,193.23	Total Taxes for Rate Computation	7,284,374.36
General Administration (other)	217,138.00	State and Local Fiscal Assistance Act Utilized	227,852.00	Special District Taxes	
<b>JUDICIARY</b>		Sale of Acquired Property		Bank Stock Taxes	10,688.67
Municipal Courts	29,539.00	Other Miscellaneous Revenues	156,640.44	Added and Omitted Taxes	39,084.11
<b>PUBLIC SAFETY</b>		Other Revenues, Revenue Sharing Tax Effort	80,787.94	Total Taxes Levied - ABSTRACT	7,188,387.14
Fire Protection	336,467.00	Total	8,945,129.18	Total Taxes Billed	7,208,540.94
Police Protection	659,606.00	Prior Years Surplus Appropriated	205,000.00	1973 TAXES COLLECTED	6,950,574.34
Civil Defense & Disaster Control	4,500.00	REVENUES TOTAL	9,150,129.18	1973 Taxes Cancelled, Abated or Adjusted	9,166.76
Environmental Inspection & Control	27,151.00			Transfer to Tax Title Liens or Foreclosed	30,566.41
Other Public Safety				Balance Outstanding Dec. 31, 1973	218,233.43
<b>PUBLIC WORKS</b>		<b>CAPITAL OUTLAY TOTAL</b>	<b>4,496.63</b>	<b>PRIOR YEARS TAXES OUTSTANDING</b>	
Streets and Drainage	392,395.00	Public Enterprises		Balance January 1, 1973	386,022.52
Sewers and Sewage Processing	289,210.00	Recreation—Culture		Collected in 1973	151,440.96
Garbage and Trash Disposal	212,800.00	Public Works	4,496.63	Cancelled, Abated or Adjusted 1973	
Public Buildings and Grounds	23,521.00	Buildings and Grounds		Transfers to Tax Title Liens or Foreclosed	
Other Public Works	9,174.00	Library and Education		Balance December 31, 1973	234,581.56
<b>HEALTH and WELFARE</b>		Conservation		<b>TAX TITLE LIENS OUTSTANDING</b>	
Health Services Except Environment	62,520.00	All Other		Balance January 1, 1973	146,274.85
Welfare-Public Assistance	25,998.00			Transfers From Taxes	30,566.41
Hospitals, Clinics, First Aid				Redeemed in 1973	29,298.69
Animal, Insect, & Rodent Control	3,500.00			Cancelled, Abated or Adjusted (1973)	
Other Welfare Services				Transfers to Foreclosed Property	
<b>RECREATION and CONSERVATION</b>				Balance December 31, 1973	147,542.57
Beaches and Boardwalks				<b>PROPERTY ACQUIRED BY DEED OR</b>	
Parks, Playgrounds, Shade Trees	142,500.00			<b>FORECLOSURE</b>	
Land Reclamation & Conservation				Balance January 1, 1973	21,225.67
Other Recreational Services	99,430.00			Transfers From Taxes or Liens	
<b>EDUCATION (excluding schools)</b>				Sale for Cash (1973)	
Libraries	80,548.00			Cancelled, Abated or Adjusted (1973)	
Other Educational Services				Balance December 31, 1973	21,225.67
<b>STATUTORY EXPENDITURES</b>				<b>CURRENT FINANCES DECEMBER 31, 1973</b>	
Pensions & F. I. C. A.	206,605.57			<b>ASSETS</b>	
Employee Fringe Benefits	81,000.00			Cash Dec. 31, 1973	1,087,909.94
Other Statutory Expenditures				Taxes Receivable	452,814.99
<b>MUNICIPAL FUNCTIONS</b>				Tax Title Liens	147,542.57
CAPITAL IMPROVEMENTS *MEMO*	202,500.00			Foreclosed Property	21,225.67
<b>DEBT SERVICE</b>				Emergencies & Other Deferred Charges	85,000.00
Principal Payments	265,000.00			State Aid Receivable	85,802.62
Interest Payments	138,294.40			Other Receivables	37,739.58
<b>DEFERRED CHARGES</b>				Total	1,918,035.37
SCHOOL, COUNTY, SPECIAL DISTRICT TAXES	14,427.25			<b>LIABILITIES, RESERVES, AND SURPLUS</b>	
RESERVE FOR UNCOLLECTED TAXES	5,237,822.58			Cash Liabilities	625,896.61
EMERGENCY EMPLOYMENT ACT OF 1971	323,167.00			Reserves for Receivables	659,322.81
EXPENDITURES TOTAL	9,010,836.66			Surplus Dec. 31, 1973	632,815.95
				Total	1,918,035.37

0704

Population 1970 15,600  
 Population 1973 15,035  
 S & P Rating A  
 Moody Rating BAA

General Tax Rate Per \$100. 5.05  
 State Equalized Tax Rate 3.23

CEDAR GROVE TOWNSHIP — ESSEX CO.  
 Form of Government:  
 Council-Manager Plan B (OMCL50)  
 Number of Members on Governing Body 5

PER CAPITA: 179.58  
 Gross Debt 33.75  
 Net Debt 4.44  
 Debt Service 342.57  
 Total Tax Levy 125.03  
 Municipal Expenditures

PER CENT: 1.90  
 Gross Debt .36  
 Net Debt 97.03  
 Tax Levy Collected  
 Tax Levy Cancelled, Abated or Adjusted .06

EXPENDITURES		REVENUES-REALIZED		1973 PROPERTY TAX	
GENERAL GOVERNMENT				STATE EQUALIZED TAX RATE	2.04
Governing Body & Public Boards	10,585.00	1973 Property Taxes Collected	5,004,236.52	Local District School Taxes	3,268,633.50
Municipal Clerk	28,032.00	1973 Payments in Lieu of Taxes		Regional & Consolidated School Tax	
Financial Administration	40,781.00	Delinquent Tax & Lien Collections	104,842.14	School Taxes in Municipal Budget	
Assessment of Taxes	22,920.00	Business Personalty Replacement Taxes	123,719.12	County Taxes	.61 976,398.12
Collection of Taxes	23,632.00	Taxes from Public Utilities	252,356.80	County Library Taxes	
Planning, Housing & Development	14,049.00	Other Miscellaneous Tax Revenues		Local Municipal Purpose Taxes	.54 872,603.62
Human Resources	1,000.00	State Aid Revenues	65,534.64	Veteran & Senior Citizen Taxes	.04 70,270.00
Elections	5,508.00	Federal Aid Revenues	14,410.00	Total Taxes for Rate Computation	3.23 5,187,905.24
General Administration (other)	150,397.00	State and Local Fiscal Assistance Act Utilized	280,818.00	Special District Taxes	
JUDICIARY		Sale of Acquired Property		Bank Stock Taxes	15,228.06
Municipal Courts	22,687.00	Other Miscellaneous Revenues	229,786.37	Added and Omitted Taxes	17,705.30
PUBLIC SAFETY		Other Revenues, Revenue Sharing Tax Effort	51,841.74	Total Taxes Levied - ABSTRACT	5,150,568.60
Fire Protection	62,152.00	Prior Years Surplus Appropriated	400,000.00	Total Taxes Billed	5,157,603.02
Police Protection	413,322.00	REVENUES TOTAL	6,527,545.33	1973 TAXES COLLECTED	5,004,236.52
Civil Defense & Disaster Control	4,100.00	CAPITAL OUTLAY TOTAL	224,531.55	1973 Taxes Cancelled, Abated or Adjusted	2,965.39
Environmental Inspection & Control	9,565.00			Transfer to Tax Title Liens or Foreclosed	5,676.20
Other Public Safety				Balance Outstanding Dec. 31, 1973	144,724.91
PUBLIC WORKS				PRIOR YEARS TAXES OUTSTANDING	
Streets and Drainage	203,551.00	Public Enterprises	47,884.82	Balance January 1, 1973	114,250.59
Sewers and Sewage Processing		Recreation—Culture	12,748.12	Collected in 1973	104,842.14
Garbage and Trash Disposal	137,500.00	Public Works	146,736.61	Cancelled, Abated or Adjusted 1973	
Public Buildings and Grounds	55,685.00	Buildings and Grounds	17,162.00	Transfers to Tax Title Liens or Foreclosed	3,264.20
Other Public Works	5,425.00	Library and Education		Balance December 31, 1973	6,144.25
HEALTH and WELFARE		Conservation		TAX TITLE LIENS OUTSTANDING	
Health Services Except Environmental	30,910.00	All Other		Balance January 1, 1973	435.46
Welfare-Public Assistance	3,510.00			Transfers From Taxes	9,393.74
Hospitals, Clinics, First Aid		CAPITAL DEBT AUTHORIZED, DECEMBER 31, 1973		Redeemed in 1973	
Animal, Insect, & Rodent Control		ISSUED AND UNISSUED		Cancelled, Abated or Adjusted (1973)	
Other Welfare Services		School	1,670,000	Transfers to Foreclosed Property	475.86
RECREATION and CONSERVATION		Self-liquidating	515,000	Balance December 31, 1973	9,353.34
Beaches and Boardwalks		Other	515,000	PROPERTY ACQUIRED BY DEED OR	
Parks, Playgrounds, Shade Trees	54,355.00	Total	2,700,000	FORECLOSURE	
Land Reclamation & Conservation	15,410.00			Balance January 1, 1973	96,400.00
Other Recreational Services	70,043.00	ISSUED AND OUTSTANDING		Transfers From Taxes or Liens	
EDUCATION (excluding schools)		School	1,670,000.00	Sale for Cash (1973)	
Libraries	84,242.00	Self-Liquidating	515,000.00	Cancelled, Abated or Adjusted (1973)	
Other Educational Services		Other	515,000.00	Balance December 31, 1973	96,400.00
STATUTORY EXPENDITURES		Total	2,700,000.00	CURRENT FINANCES DECEMBER 31, 1973	
Pensions & F. I. C. A.	95,762.00	EQUALIZED VALUATION BASIS		ASSETS	
Employee Fringe Benefits	41,306.00	FOR NET DEBT COMPUTATION	141,893,451.33	Cash Dec. 31, 1973	2,640,746.55
Other Statutory Expenditures		REAL PROPERTY VALUATIONS		Taxes Receivable	150,869.16
MUNICIPAL FUNCTIONS	1,606,429.00	Code Class # of Parcels % VAL'N	ASSESSED VALUATION	Tax Title Liens	9,353.34
CAPITAL IMPROVEMENTS	329,600.00	1 Vacant Land 240 5.06	5,173,000.00	Foreclosed Property	96,400.00
DEBT SERVICE		2 Residential 2993 72.19	73,778,500.00	Emergencies & Other Deferred Charges	
Principal Payments	50,000.00	3 Farm 4 .14	143,400.00	State Aid Receivable	35,186.89
Interest Payments	16,682.50	4a Commercial 86 8.93	9,130,500.00	Other Receivables	269.48
DEFERRED CHARGES		4b Industrial 39 7.46	7,626,700.00	Total	2,932,825.42
SCHOOL, COUNTY, SPECIAL DISTRICT TAXES	4,245,031.62	4c Apartments 6 6.21	6,344,900.00	LIABILITIES, RESERVES, AND SURPLUS	
RESERVE FOR UNCOLLECTED TAXES	206,644.81	Total 3368	102,197,000.00	Cash Liabilities	1,907,430.56
EMERGENCY EMPLOYMENT ACT OF 1971		Land Area 4.50 Sq. Miles		Reserves for Receivables	256,891.98
EXPENDITURES TOTAL	6,124,787.93	Net Valuation Taxable-Municipal	102,888,200.00	Surplus Dec. 31, 1973	768,502.88
		Net Valuation Taxable-County	149,094,877.00	Total	2,932,825.42
		State Equalized Valuation	160,225,793.00		
		State Equalization Ratio	64.06		

1404

Population 1970 9,585  
 Population 1973 9,720  
 S & P Rating  
 Moody Rating A

General Tax Rate Per \$100 5.39  
 State Equalized Tax Rate 3.03

## CHATHAM BOROUGH — MORRIS CO.

Form of Government:

Borough Council

Number of Members on Governing Body 6

PER CAPITA:		PER CENT:	
Gross Debt	145.68	Gross Debt	1.09
Net Debt	68.83	Net Debt	.52
Debt Service	7.06	Tax Levy Collected	97.65
Total Tax Levy	443.87	Tax Levy Cancelled, Abated or Adjusted	.04
Municipal Expenditures	161.96		

EXPENDITURES		REVENUES-REALIZED		1973 PROPERTY TAX	
GENERAL GOVERNMENT				STATE EQUALIZED TAX RATE — 2.04	
Governing Body & Public Boards		1973 Property Taxes Collected	4,214,887.59	Local District School Taxes	2,908,387.50
Municipal Clerk	2,800.00	1973 Payments in Lieu of Taxes		Regional & Consolidated School Tax	
Financial Administration		Delinquent Tax & Lien Collections	90,281.20	School Taxes in Municipal Budget	
Assessment of Taxes	17,440.00	Business Personalty Replacement Taxes	90,874.80	County Taxes	583,237.28
Collection of Taxes	4,300.00	Taxes from Public Utilities	130,941.38	County Library Taxes	
Planning, Housing & Development	1,250.00	Other Miscellaneous Tax Revenues		Local Municipal Purpose Taxes	787,893.77
Human Resources		State Aid Revenues	41,503.52	Veteran & Senior Citizen Taxes	50,470.00
Elections	113,315.00	Federal Aid Revenues		Total Taxes for Rate Computation	4,329,988.55
General Administration (other)		State and Local Fiscal Assistance Act Utilized	52,500.00	Special District Taxes	
JUDICIARY	9,000.00	Sale of Acquired Property	155,461.98	Bank Stock Taxes	15,148.00
PUBLIC SAFETY	41,315.00	Other Miscellaneous Revenues	21,291.05	Added and Omitted Taxes	19,730.58
Fire Protection	311,725.00	Other Revenues, Revenue Sharing Tax Effort	4,797,741.52	Total Taxes Levied - ABSTRACT	4,314,397.13
Police Protection	3,300.00	Prior Years Surplus Appropriated	483,000.00	Total Taxes Billed	4,214,887.59
Civil Defense & Disaster Control	500.00	REVENUES TOTAL	5,280,741.52	1973 TAXES COLLECTED	
Environmental Inspection & Control		CAPITAL OUTLAY TOTAL	4,611.52	1973 Taxes Cancelled, Abated or Adjusted	1,810.00
Other Public Safety				Transfer to Tax Title Liens or Foreclosed	7,447.67
PUBLIC WORKS	188,135.00			Balance Outstanding Dec. 31, 1973	92,182.26
Streets and Drainage	73,645.00	Public Enterprises	4,611.52	PRIOR YEARS TAXES OUTSTANDING	
Sewers and Sewage Processing		Recreation—Culture		Balance January 1, 1973	90,841.76
Garbage and Trash Disposal	9,800.00	Public Works		Collected in 1973	72,830.94
Public Buildings and Grounds		Buildings and Grounds		Cancelled, Abated or Adjusted 1973	
Other Public Works		Library and Education		Transfers to Tax Title Liens or Foreclosed	16,566.71
HEALTH and WELFARE	7,300.00	Conservation		Balance December 31, 1973	1,444.11
Health Services Except Environmental	700.00	All Other		TAX TITLE LIENS OUTSTANDING	
Welfare-Public Assistance		CAPITAL DEBT AUTHORIZED, DECEMBER 31, 1973		Balance January 1, 1973	41,785.00
Hospitals, Clinics, First Aid	6,200.00	ISSUED AND UNISSUED		Transfers From Taxes	7,447.67
Animal, Insect, & Rodent Control		School	682,000	Redeemed in 1973	17,450.26
Other Welfare Services		Self-liquidating	65,000	Cancelled, Abated or Adjusted (1973)	
RECREATION and CONSERVATION	17,500.00	Other	669,000	Transfers to Foreclosed Property	
Beaches and Boardwalks	5,800.00	Total	1,416,000	Balance December 31, 1973	31,782.41
Parks, Playgrounds, Shade Trees	37,325.00	ISSUED AND OUTSTANDING		PROPERTY ACQUIRED BY DEED OR	
Land Reclamation & Conservation		School	682,000.00	FORECLOSURE	
Other Recreational Services		Self-Liquidating	65,000.00	Balance January 1, 1973	34,100.00
EDUCATION (excluding schools)	122,700.00	Other	669,000.00	Transfers From Taxes or Liens	
Libraries		Total	1,416,000.00	Sale for Cash (1973)	
Other Educational Services		EQUALIZED VALUATION BASIS		Cancelled, Abated or Adjusted (1973)	
STATUTORY EXPENDITURES	62,000.00	FOR NET DEBT COMPUTATION	129,356,539.33	Balance December 31, 1973	34,100.00
Pensions & F. I. C. A.	18,000.00	REAL PROPERTY VALUATIONS		CURRENT FINANCES DECEMBER 31, 1973	
Employee Fringe Benefits		Code Class # of Parcels % VAL'N		ASSETS	
Other Statutory Expenditures		1 Vacant Land 118 1.68	1,340,000.00	Cash Dec. 31, 1973	872,364.79
MUNICIPAL FUNCTIONS TOTAL	1,054,050.00	2 Residential 2505 79.38	63,503,500.00	Taxes Receivable	93,626.37
CAPITAL IMPROVEMENTS *MEMO*	223,100.00	3 Farm 3 .08	66,400.00	Tax Title Liens	31,782.41
DEBT SERVICE	38,000.00	4a Commercial 123 11.79	9,432,700.00	Foreclosed Property	34,100.00
Principal Payments	30,627.00	4b Industrial 23 1.19	949,200.00	Emergencies & Other Deferred Charges	
Interest Payments		4c Apartments 11 5.88	4,703,500.00	State Aid Receivable	185.78
DEFERRED CHARGES	500.00	Total 2783	79,995,300.00	Other Receivables	7,419.00
SCHOOL, COUNTY, SPECIAL DISTRICT TAXES	3,491,624.78	Land Area 2.35 Sq. Miles		Total	1,039,478.35
RESERVE FOR UNCOLLECTED TAXES	451,035.77	Net Valuation Taxable-Municipal	80,362,316.00	LIABILITIES, RESERVES, AND SURPLUS	
EMERGENCY EMPLOYMENT ACT OF 1971		Net Valuation Taxable-County	138,884,542.00	Cash Liabilities	137,617.56
EXPENDITURES TOTAL	5,065,837.55	State Equalized Valuation	142,364,739.00	Reserves for Receivables	166,927.78
		State Equalization Ratio	56.37	Surplus Dec. 31, 1973	734,933.01
				Total	1,039,478.35

1405

Population 1970 8,120  
 Population 1973 8,455  
 S & P Rating A  
 Moody Rating A-1

General Tax Rate Per \$100. 5.39  
 State Equalized Tax Rate 3.03

## CHATHAM TOWNSHIP — MORRIS CO.

Form of Government:

Township Committee

Number of Members on Governing Body 5

PER CAPITA:

Gross Debt 1,312.49  
 Net Debt 584.13  
 Debt Service 24.69  
 Total Tax Levy 526.91  
 Municipal Expenditures 224.59

PER CENT:

Gross Debt 8.57  
 Net Debt 3.81  
 Tax Levy Collected 98.61  
 Tax Levy Cancelled, Abated or Adjusted .02

EXPENDITURES		REVENUES-REALIZED		1973 PROPERTY TAX	
<b>GENERAL GOVERNMENT</b>				<b>STATE EQUALIZED TAX RATE — 1.96</b>	
Governing Body & Public Boards		1973 Property Taxes Collected	4,397,243.10	Local District School Taxes	2,886,604.00
Municipal Clerk		1973 Payments in Lieu of Taxes	35,650.88	Regional & Consolidated School Tax	
Financial Administration		Delinquent Tax & Lien Collections	55,455.08	School Taxes in Municipal Budget	
Assessment of Taxes	18,652.00	Business Personalty Replacement Taxes	15,455.13	County Taxes	623,262.13
Collection of Taxes	21,749.00	Taxes from Public Utilities	196,873.40	County Library Taxes	38,017.71
Planning, Housing & Development	30,480.00	Other Miscellaneous Tax Revenues		Local Municipal Purpose Taxes	864,760.86
Human Resources		State Aid Revenues	32,424.38	Veteran & Senior Citizen Taxes	43,510.00
Elections	1,600.00	Federal Aid Revenues		Total Taxes for Rate Computation	4,456,154.70
General Administration (other)	181,221.74	State and Local Fiscal Assistance Act Utilized	44,879.25	Special District Taxes	
<b>JUDICIARY</b>		Sale of Acquired Property		Bank Stock Taxes	1,919.07
Municipal Courts	9,801.00	Other Miscellaneous Revenues	440,684.14	Added and Omitted Taxes	40,440.34
<b>PUBLIC SAFETY</b>		Other Revenues, Revenue Sharing Tax Effort	27,759.46	Total Taxes Levied - ABSTRACT	4,455,004.11
Fire Protection	44,000.00	Total	5,246,424.82	Total Taxes Billed	4,459,189.41
Police Protection	366,708.00	Prior Years Surplus Appropriated	516,000.00	1973 TAXES COLLECTED	4,397,243.10
Civil Defense & Disaster Control	3,366.00	REVENUES TOTAL	5,762,424.82	1973 Taxes Cancelled, Abated or Adjusted	803.47
Environmental Inspection & Control	11,164.00			Transfer to Tax Title Liens or Foreclosed	2,134.44
Other Public Safety				Balance Outstanding Dec. 31, 1973	59,008.40
<b>PUBLIC WORKS</b>		<b>CAPITAL OUTLAY TOTAL</b>		<b>PRIOR YEARS TAXES OUTSTANDING</b>	
Streets and Drainage	398,776.00	Public Enterprises		Balance January 1, 1973	52,064.03
Sewers and Sewage Processing	51,255.00	Recreation—Culture		Collected in 1973	47,224.23
Garbage and Trash Disposal		Public Works		Cancelled, Abated or Adjusted 1973	2,192.72
Public Buildings and Grounds	10,030.00	Buildings and Grounds		Transfers to Tax Title Liens or Foreclosed	2,142.33
Other Public Works		Library and Education		Balance December 31, 1973	504.75
<b>HEALTH and WELFARE</b>		Conservation		<b>TAX TITLE LIENS OUTSTANDING</b>	
Health Services Except Environmental	6,885.00	All Other		Balance January 1, 1973	12,835.08
Welfare-Public Assistance	431.00			Transfers From Taxes	4,558.11
Hospitals, Clinics, First Aid	2,500.00	<b>CAPITAL DEBT AUTHORIZED, DECEMBER 31, 1973</b>		Redeemed in 1973	8,230.85
Animal, Insect, & Rodent Control	1,000.00	ISSUED AND UNISSUED		Cancelled, Abated or Adjusted (1973)	
Other Welfare Services		School	6,892,000	Transfers to Foreclosed Property	
<b>RECREATION and CONSERVATION</b>		Self-liquidating	185,000	Balance December 31, 1973	9,162.34
Beaches and Boardwalks		Other	4,020,138	<b>PROPERTY ACQUIRED BY DEED OR FORECLOSURE</b>	
Parks, Playgrounds, Shade Trees	18,546.00	Total	11,097,138	Balance January 1, 1973	49,600.00
Land Reclamation & Conservation				Transfers From Taxes or Liens	
Other Recreational Services		<b>ISSUED AND OUTSTANDING</b>		Sale for Cash (1973)	
<b>EDUCATION (excluding schools)</b>		School	3,342,000.00	Cancelled, Abated or Adjusted (1973)	
Libraries		Self-Liquidating	185,000.00	Balance December 31, 1973	49,600.00
Other Educational Services		Other	3,617,000.00	<b>CURRENT FINANCES DECEMBER 31, 1973</b>	
<b>STATUTORY EXPENDITURES</b>		Total	7,144,000.00	<b>ASSETS</b>	
Pensions & F. I. C. A.	70,500.00	<b>EQUALIZED VALUATION BASIS</b>		Cash Dec. 31, 1973	867,877.91
Employee Fringe Benefits	22,060.00	<b>FOR NET DEBT COMPUTATION</b>	129,498,853.33	Taxes Receivable	59,513.15
Other Statutory Expenditures		<b>REAL PROPERTY VALUATIONS</b>		Tax Title Liens	9,162.34
<b>MUNICIPAL FUNCTIONS TOTAL</b>	1,270,724.74	Code Class # of Parcels % VAL'N		Foreclosed Property	49,600.00
<b>CAPITAL IMPROVEMENTS *MEMO*</b>	401,503.25	1 Vacant Land 380 1.71	1,408,450.00	Emergencies & Other Deferred Charges	37,500.00
<b>DEBT SERVICE</b>		2 Residential 2270 85.91	70,665,900.00	State Aid Receivable	1.38
Principal Payments	50,000.00	3 Farm 18 .38	315,600.00	Other Receivables	11,913.52
Interest Payments	158,750.00	4a Commercial 28 5.81	4,795,494.00	Total	1,035,568.30
<b>DEFERRED CHARGES</b>	66,535.00	4b Industrial 1 .10	84,300.00	<b>LIABILITIES, RESERVES, AND SURPLUS</b>	
<b>SCHOOL, COUNTY, SPECIAL DISTRICT TAXES</b>	3,547,883.84	4c Apartments 3 6.09	5,022,000.00	Cash Liabilities	342,249.49
<b>RESERVE FOR UNCOLLECTED TAXES</b>	352,484.31	Total 2700	82,491,744.00	Reserves for Receivables	130,189.01
<b>EMERGENCY EMPLOYMENT ACT OF 1971</b>		Land Area 9.10 Sq. Miles	82,757,423.00	Surplus Dec. 31, 1973	563,129.80
<b>EXPENDITURES TOTAL</b>	5,446,777.89	Net Valuation Taxable-Municipal	148,458,090.00	Total	1,035,568.30
		Net Valuation Taxable-County	146,891,602.00		
		State Equalized Valuation	56.26		
		State Equalization Ratio			

0409

Population 1970 64,725  
 Population 1973 67,340  
 S & P Rating A  
 Moody Rating A

General Tax Rate Per \$100. 4.99  
 State Equalized Tax Rate 3.80

CHERRY HILL TOWNSHIP — CAMDEN CO.  
 Form of Government:  
 Council-Manager Plan A (OMCL50)  
 Number of Members on Governing Body 5

PER CAPITA:  
 Gross Debt 514.31  
 Net Debt 77.01  
 Debt Service 5.21  
 Total Tax Levy 514.27  
 Municipal Expenditures 125.18

PER CENT:  
 Gross Debt 4.55  
 Net Debt .68  
 Tax Levy Collected 94.94  
 Tax Levy Cancelled, Abated or Adjusted .67

EXPENDITURES		REVENUES-REALIZED		1973 PROPERTY TAX	
<b>GENERAL GOVERNMENT</b>				<b>STATE EQUALIZED TAX RATE — 2.51</b>	
Governing Body & Public Boards	79,483.00	1973 Property Taxes Collected	32,907,199.91	Local District School Taxes	21,760,083.00
Municipal Clerk	71,203.00	1973 Payments in Lieu of Taxes		Regional & Consolidated School Tax	
Financial Administration	79,161.00	Delinquent Tax & Lien Collections	745,596.86	School Taxes in Municipal Budget	
Assessment of Taxes	77,968.00	Business Personalty Replacement Taxes	711,738.18	County Taxes	7,724,040.69
Collection of Taxes	84,621.00	Taxes from Public Utilities	1,391,971.67	County Library Taxes	
Planning, Housing & Development		Other Miscellaneous Tax Revenues	15,378.93	Local Municipal Purpose Taxes	3,093,419.35
Human Resources	7,500.00	State Aid Revenues	257,123.81	Veteran & Senior Citizen Taxes	327,680.00
Elections		Federal Aid Revenues	40,251.45	Total Taxes for Rate Computation	32,905,223.04
General Administration (other)	824,213.00	State and Local Fiscal Assistance Act Utilized	701,781.50	Special District Taxes	861,903.00
<b>JUDICIARY</b>		Sale of Acquired Property		Bank Stock Taxes	30,580.65
Municipal Courts	79,205.00	Other Miscellaneous Revenues	1,240,083.55	Added and Omitted Taxes	1,160,792.35
<b>PUBLIC SAFETY</b>		Other Revenues, Revenue Sharing Tax Effort	475,617.78	Total Taxes Levied - ABSTRACT	34,630,819.04
Fire Protection	9,275.00	Total	38,486,743.64	Total Taxes Billed	34,661,941.66
Police Protection	1,682,009.00	Prior Years Surplus Appropriated	1,600,000.00	1973 TAXES COLLECTED	32,507,199.91
Civil Defense & Disaster Control	4,970.00	REVENUES TOTAL	40,086,743.64	1973 Taxes Cancelled, Abated or Adjusted	230,598.25
Environmental Inspection & Control	115,788.00	CAPITAL OUTLAY TOTAL	3,416,637.78	Transfer to Tax Title Liens or Foreclosed	235,132.66
Other Public Safety				Balance Outstanding Dec. 31, 1973	1,289,010.84
<b>PUBLIC WORKS</b>					
Streets and Drainage	1,166,661.00	Public Enterprises	2,360,420.15	<b>PRIOR YEARS TAXES OUTSTANDING</b>	
Sewers and Sewage Processing	520,379.00	Recreation—Culture		Balance January 1, 1973	936,863.04
Garbage and Trash Disposal		Public Works	1,056,217.63	Collected in 1973	594,630.53
Public Buildings and Grounds		Buildings and Grounds		Cancelled, Abated or Adjusted 1973	60,663.57
Other Public Works		Library and Education		Transfers to Tax Title Liens or Foreclosed	229,660.52
<b>HEALTH and WELFARE</b>		Conservation		Balance December 31, 1973	51,908.42
Health Services Except Environmental	119,253.00	All Other		<b>TAX TITLE LIENS OUTSTANDING</b>	
Welfare-Public Assistance	8,160.00			Balance January 1, 1973	232,978.24
Hospitals, Clinics, First Aid				Transfers From Taxes	464,793.18
Animal, Insect, & Rodent Control				Redeemed in 1973	150,966.33
Other Welfare Services				Cancelled, Abated or Adjusted (1973)	
<b>RECREATION and CONSERVATION</b>				Transfers to Foreclosed Property	
Beaches and Boardwalks				Balance December 31, 1973	546,805.09
Parks, Playgrounds, Shade Trees	20,218.50			<b>PROPERTY ACQUIRED BY DEED OR FORECLOSURE</b>	
Land Reclamation & Conservation				Balance January 1, 1973	14,822.00
Other Recreational Services	107,540.00			Transfers From Taxes or Liens	
<b>EDUCATION (excluding schools)</b>				Sale for Cash (1973)	
Libraries	290,000.00			Cancelled, Abated or Adjusted (1973)	
Other Educational Services				Balance December 31, 1973	14,822.00
<b>STATUTORY EXPENDITURES</b>				<b>CURRENT FINANCES DECEMBER 31, 1973</b>	
Pensions & F. I. C. A.	370,670.19			<b>ASSETS</b>	
Employee Fringe Benefits	138,880.00			Cash Dec. 31, 1973	4,131,880.08
Other Statutory Expenditures				Taxes Receivable	1,340,919.26
<b>MUNICIPAL FUNCTIONS</b>				Tax Title Liens	546,805.09
CAPITAL IMPROVEMENTS *MEMO*	1,802,000.00			Foreclosed Property	14,822.00
<b>DEBT SERVICE</b>				Emergencies & Other Deferred Charges	174,800.00
Principal Payments	157,750.00			State Aid Receivable	167,999.79
Interest Payments	192,850.00			Other Receivables	37,717.45
				Total	6,414,943.67
<b>DEFERRED CHARGES</b>				<b>LIABILITIES, RESERVES, AND SURPLUS</b>	
SCHOOL, COUNTY, SPECIAL DISTRICT TAXES	217,329.81			Cash Liabilities	1,214,133.08
RESERVE FOR UNCOLLECTED TAXES	30,346,026.69			Reserves for Receivables	1,940,263.80
EMERGENCY EMPLOYMENT ACT OF 1971	1,963,000.00			Surplus Dec. 31, 1973	3,260,546.79
EXPENDITURES TOTAL	41,514.00			Total	6,414,943.67
	38,775,633.19				

0410

Population 1970 835  
 Population 1973 860  
 S & P Rating  
 Moody Rating

General Tax Rate Per \$100. 4.95  
 State Equalized Tax Rate 3.80

CHESILHURST BOROUGH — CAMDEN CO.  
 Form of Government:  
 Borough Council  
 Number of Members on Governing Body 6

PER CAPITA: 121.54  
 Gross Debt 2.79  
 Net Debt  
 Debt Service 251.61  
 Total Tax Levy 173.56  
 Municipal Expenditures

PER CENT: 2.24  
 Gross Debt .05  
 Net Debt 78.47  
 Tax Levy Collected  
 Tax Levy Cancelled, Abated or Adjusted

EXPENDITURES		REVENUES-REALIZED		1973 PROPERTY TAX	
<b>GENERAL GOVERNMENT</b>				<b>STATE EQUALIZED TAX RATE</b>	
Governing Body & Public Boards		1973 Property Taxes Collected	169,793.93	Local District School Taxes 1.30	73,164.00
Municipal Clerk		1973 Payments in Lieu of Taxes		Regional & Consolidated School Tax .96	53,873.24
Financial Administration	3,150.00	Delinquent Tax & Lien Collections	47,979.22	School Taxes in Municipal Budget	
Assessment of Taxes	1,050.00	Business Personalty Replacement Taxes	4,552.42	County Taxes .77	43,373.95
Collection of Taxes	2,100.00	Taxes from Public Utilities	22,979.87	County Library Taxes .02	1,326.79
Planning, Housing & Development	499.00	Other Miscellaneous Tax Revenues		Local Municipal Purpose Taxes .68	38,320.58
Human Resources		State Aid Revenues	3,496.38	Veteran & Senior Citizen Taxes .06	3,510.00
Elections	375.00	Federal Aid Revenues		Total Taxes for Rate Computation 3.79	213,568.56
General Administration (other)	12,900.00	State and Local Fiscal Assistance Act Utilized	9,069.00	Special District Taxes	
<b>JUDICIARY</b>		Sale of Acquired Property		Bank Stock Taxes	
Municipal Courts	2,425.00	Other Miscellaneous Revenues	7,551.77	Added and Omitted Taxes	6,323.13
<b>PUBLIC SAFETY</b>		Other Revenues, Revenue Sharing Tax Effort	11,144.96	Total Taxes Levied - ABSTRACT	216,381.69
Fire Protection	1,550.00	Total	276,567.55	Total Taxes Billed	216,381.69
Police Protection	12,085.00	Prior Years Surplus Appropriated	19,000.00	1973 TAXES COLLECTED	169,793.93
Civil Defense & Disaster Control		REVENUES TOTAL	295,567.55	1973 Taxes Cancelled, Abated or Adjusted	
Environmental Inspection & Control	380.00	CAPITAL OUTLAY TOTAL	1,850.00	Transfer to Tax Title Liens or Foreclosed	
Other Public Safety				Balance Outstanding Dec. 31, 1973	46,587.76
<b>PUBLIC WORKS</b>				<b>PRIOR YEARS TAXES OUTSTANDING</b>	
Streets and Drainage	19,765.00	Public Enterprises		Balance January 1, 1973	56,437.81
Sewers and Sewage Processing		Recreation—Culture		Collected in 1973	33,986.70
Garbage and Trash Disposal	9,228.00	Public Works		Cancelled, Abated or Adjusted 1973	
Public Buildings and Grounds	4,500.00	Buildings and Grounds	1,850.00	Transfers to Tax Title Liens or Foreclosed	
Other Public Works		Library and Education		Balance December 31, 1973	22,451.11
<b>HEALTH and WELFARE</b>		Conservation		<b>TAX TITLE LIENS OUTSTANDING</b>	
Health Services Except Environmental	175.00	All Other		Balance January 1, 1973	37,110.48
Welfare-Public Assistance	1,308.00			Transfers From Taxes	
Hospitals, Clinics, First Aid				Redeemed in 1973	13,992.52
Animal, Insect, & Rodent Control				Cancelled, Abated or Adjusted (1973)	
Other Welfare Services				Transfers to Foreclosed Property	
<b>RECREATION and CONSERVATION</b>				Balance December 31, 1973	23,117.96
Beaches and Boardwalks				<b>PROPERTY ACQUIRED BY DEED OR FORECLOSURE</b>	
Parks, Playgrounds, Shade Trees				Balance January 1, 1973	30,894.05
Land Reclamation & Conservation				Transfers From Taxes or Liens	
Other Recreational Services	1,829.00			Sale for Cash (1973)	
<b>EDUCATION (excluding schools)</b>				Cancelled, Abated or Adjusted (1973)	
Libraries				Balance December 31, 1973	30,894.05
Other Educational Services				<b>CURRENT FINANCES DECEMBER 31, 1973</b>	
<b>STATUTORY EXPENDITURES</b>				<b>ASSETS</b>	
Pensions & F. I. C. A.	1,000.00			Cash Dec. 31, 1973	99,583.75
Employee Fringe Benefits				Taxes Receivable	69,038.87
Other Statutory Expenditures				Tax Title Liens	23,117.96
<b>MUNICIPAL FUNCTIONS</b>				Foreclosed Property	30,894.05
CAPITAL IMPROVEMENTS * ME MO *	9,800.00			Emergencies & Other Deferred Charges	1,600.00
<b>DEBT SERVICE</b>				State Aid Receivable	870.35
Principal Payments				Other Receivables	10,526.02
Interest Payments				Total	235,631.00
<b>DEFERRED CHARGES</b>				<b>LIABILITIES, RESERVES, AND SURPLUS</b>	
SCHOOL, COUNTY, SPECIAL DISTRICT TAXES	6,800.00			Cash Liabilities	64,235.13
RESERVE FOR UNCOLLECTED TAXES	171,737.58			Reserves for Receivables	133,576.90
EMERGENCY EMPLOYMENT ACT OF 1971	68,146.56			Surplus Dec. 31, 1973	37,818.97
<b>EXPENDITURES TOTAL</b>	321,003.54			Total	235,631.00

1406

Population 1970 **1,305**  
 Population 1973 **1,375**  
 S & P Rating  
 Moody Rating

General Tax Rate Per \$100. **3.67**  
 State Equalized Tax Rate **3.21**

## CHESTER BOROUGH — MORRIS CO.

Form of Government:

Borough Council

Number of Members on Governing Body 6

PER CAPITA:

Gross Debt **677.68**  
 Net Debt **15.27**  
 Debt Service **3.03**  
 Total Tax Levy **530.43**  
 Municipal Expenditures **174.66**

PER CENT:

Gross Debt **4.81**  
 Net Debt **.11**  
 Tax Levy Collected **95.61**  
 Tax Levy Cancelled, Abated or Adjusted **.18**

EXPENDITURES		REVENUES-REALIZED		1973 PROPERTY TAX	
GENERAL GOVERNMENT				STATE EQUALIZED TAX RATE <b>1.37</b>	
Governing Body & Public Boards		1973 Property Taxes Collected	<b>698,259.37</b>	Local District School Taxes	<b>309,971.64</b>
Municipal Clerk		1973 Payments in Lieu of Taxes		Regional & Consolidated School Tax	<b>208,831.16</b>
Financial Administration	<b>4,300.00</b>	Delinquent Tax & Lien Collections	<b>26,495.02</b>	School Taxes in Municipal Budget	
Assessment of Taxes	<b>6,150.00</b>	Business Personalty Replacement Taxes	<b>19,586.18</b>	County Taxes	<b>85,800.98</b>
Collection of Taxes	<b>4,450.00</b>	Taxes from Public Utilities	<b>36,716.22</b>	County Library Taxes	<b>5,227.49</b>
Planning, Housing & Development	<b>3,087.50</b>	Other Miscellaneous Tax Revenues		Local Municipal Purpose Taxes	<b>112,354.36</b>
Human Resources		State Aid Revenues	<b>6,079.71</b>	Veteran & Senior Citizen Taxes	<b>5,820.00</b>
Elections		Federal Aid Revenues		Total Taxes for Rate Computation	<b>728,005.63</b>
General Administration (other)	<b>18,300.00</b>	State and Local Fiscal Assistance Act Utilized	<b>16,738.75</b>	Special District Taxes	
JUDICIARY		Sale of Acquired Property	<b>20,740.35</b>	Bank Stock Taxes	<b>2,912.11</b>
Municipal Courts	<b>8,375.00</b>	Other Miscellaneous Revenues	<b>6,798.20</b>	Added and Omitted Taxes	<b>4,238.87</b>
PUBLIC SAFETY		Other Revenues, Revenue Sharing Tax Effort	<b>831,413.80</b>	Total Taxes Levied - ABSTRACT	<b>729,336.61</b>
Fire Protection	<b>6,042.00</b>	REVENUES TOTAL	<b>881,413.80</b>	Total Taxes Billed	<b>730,305.09</b>
Police Protection	<b>56,653.00</b>			1973 TAXES COLLECTED	<b>698,259.37</b>
Civil Defense & Disaster Control	<b>150.00</b>			1973 Taxes Cancelled, Abated or Adjusted	<b>1,298.51</b>
Environmental Inspection & Control	<b>1,025.00</b>			Transfer to Tax Title Liens or Foreclosed	<b>7.34</b>
Other Public Safety				Balance Outstanding Dec. 31, 1973	<b>30,739.87</b>
PUBLIC WORKS		CAPITAL OUTLAY TOTAL		PRIOR YEARS TAXES OUTSTANDING	
Streets and Drainage	<b>26,670.00</b>	Public Enterprises		Balance January 1, 1973	<b>26,495.02</b>
Sewers and Sewage Processing		Recreation—Culture		Collected in 1973	<b>26,495.02</b>
Garbage and Trash Disposal	<b>2,600.00</b>	Public Works		Cancelled, Abated or Adjusted 1973	
Public Buildings and Grounds	<b>7,100.00</b>	Buildings and Grounds		Transfers to Tax Title Liens or Foreclosed	
Other Public Works		Library and Education		Balance December 31, 1973	
HEALTH and WELFARE		Conservation		TAX TITLE LIENS OUTSTANDING	
Health Services Except Environmental	<b>4,250.00</b>	All Other		Balance January 1, 1973	<b>109.84</b>
Welfare-Public Assistance	<b>950.00</b>			Transfers From Taxes	<b>7.34</b>
Hospitals, Clinics, First Aid	<b>400.00</b>			Redeemed in 1973	
Animal, Insect, & Rodent Control		CAPITAL DEBT AUTHORIZED, DECEMBER 31, 1973		Cancelled, Abated or Adjusted (1973)	
Other Welfare Services		ISSUED AND UNISSUED GROSS DEBT NET DEBT		Transfers to Foreclosed Property	
RECREATION and CONSERVATION		School <b>884,808</b>		Balance December 31, 1973	<b>117.18</b>
Beaches and Boardwalks		Self-liquidating		PROPERTY ACQUIRED BY DEED OR	
Parks, Playgrounds, Shade Trees	<b>500.00</b>	Other <b>47,000</b>	<b>21,000</b>	FORECLOSURE	
Land Reclamation & Conservation		Total <b>931,808</b>	<b>21,000</b>	Balance January 1, 1973	
Other Recreational Services	<b>2,695.00</b>			Transfers From Taxes or Liens	
EDUCATION (excluding schools)		ISSUED AND OUTSTANDING		Sale for Cash (1973)	
Libraries	<b>6,930.00</b>	School <b>884,808.06</b>		Cancelled, Abated or Adjusted (1973)	
Other Educational Services		Self-Liquidating		Balance December 31, 1973	
STATUTORY EXPENDITURES		Other <b>47,000.00</b>		CURRENT FINANCES DECEMBER 31, 1973	
Pensions & F. I. C. A.	<b>7,723.00</b>	Total <b>931,808.06</b>		ASSETS	
Employee Fringe Benefits	<b>2,800.00</b>			Cash Dec. 31, 1973	<b>165,332.00</b>
Other Statutory Expenditures		EQUALIZED VALUATION BASIS		Taxes Receivable	<b>30,739.87</b>
MUNICIPAL FUNCTIONS TOTAL	<b>171,150.50</b>	FOR NET DEBT COMPUTATION	<b>19,384,563.67</b>	Tax Title Liens	<b>117.18</b>
CAPITAL IMPROVEMENTS *MEMO*	<b>20,888.75</b>	REAL PROPERTY VALUATIONS		Foreclosed Property	
DEBT SERVICE		Code Class # of Parcels % VAL'N ASSESSED VALUATION		Emergencies & Other Deferred Charges	
Principal Payments	<b>3,000.00</b>	1 Vacant Land 43 2.64	<b>503,100.00</b>	State Aid Receivable	<b>23,498.72</b>
Interest Payments	<b>1,170.00</b>	2 Residential 322 58.66	<b>11,194,200.00</b>	Other Receivables	<b>380.19</b>
DEFERRED CHARGES	<b>10,668.33</b>	3 Farm 17 2.49	<b>475,160.00</b>	Total	<b>220,067.96</b>
SCHOOL, COUNTY, SPECIAL DISTRICT TAXES	<b>609,831.27</b>	4a Commercial 75 35.74	<b>6,820,400.00</b>	LIABILITIES, RESERVES, AND SURPLUS	
RESERVE FOR UNCOLLECTED TAXES	<b>54,170.85</b>	4b Industrial		Cash Liabilities	<b>65,957.76</b>
EMERGENCY EMPLOYMENT ACT OF 1971		4c Apartments 2 .48	<b>91,100.00</b>	Reserves for Receivables	<b>31,237.24</b>
EXPENDITURES TOTAL	<b>849,990.95</b>	Total 459	<b>19,083,960.00</b>	Surplus Dec. 31, 1973	<b>122,872.96</b>
		Land Area 1.60 Sq. Miles		Total	<b>220,067.96</b>
		Net Valuation Taxable-Municipal	<b>19,846,552.00</b>		
		Net Valuation Taxable-County	<b>20,551,682.00</b>		
		State Equalized Valuation	<b>22,577,818.00</b>		
		State Equalization Ratio	<b>87.48</b>		

1407

Population 1970 4,285  
 Population 1973 4,470  
 S & P Rating  
 Moody Rating

General Tax Rate Per \$100. 3.65  
 State Equalized Tax Rate 3.47

## CHESTER TOWNSHIP — MORRIS CO.

Form of Government:

Small Municipality Plan C (OMCL50)

Number of Members on Governing Body 5

PER CAPITA:

Gross Debt 707.02  
 Net Debt 57.94  
 Debt Service 6.38  
 Total Tax Levy 579.53  
 Municipal Expenditures 204.51

PER CENT:

Gross Debt 4.97  
 Net Debt .41  
 Tax Levy Collected 95.37  
 Tax Levy Cancelled, Abated or Adjusted .44

EXPENDITURES		REVENUES-REALIZED		1973 PROPERTY TAX	
GENERAL GOVERNMENT		1973 Property Taxes Collected		STATE EQUALIZED TAX RATE	
Governing Body & Public Boards		2,476,737.70		Local District School Taxes 1.46	
Municipal Clerk				Regional & Consolidated School Tax .98	
Financial Administration	10,400.00			School Taxes in Municipal Budget	
Assessment of Taxes	17,050.00	126,288.47		County Taxes .40	
Collection of Taxes	9,400.00	28,638.30		County Library Taxes .02	
Planning, Housing & Development	18,535.43	179,551.49		Local Municipal Purpose Taxes .58	
Human Resources				Veteran & Senior Citizen Taxes .02	
Elections		20,078.95		Total Taxes for Rate Computation 3.46	
General Administration (other)	90,470.00	68,085.00		Special District Taxes	
JUDICIARY	16,050.00			Bank Stock Taxes	
Municipal Courts		49,899.76		Added and Omitted Taxes	
PUBLIC SAFETY	20,783.00	28,271.96		Total Taxes Levied - ABSTRACT	
Fire Protection	150,410.00	2,977,551.63		Total Taxes Billed	
Police Protection	800.00	173,000.00		1973 TAXES COLLECTED	
Civil Defense & Disaster Control	5,050.00	3,150,551.63		1973 Taxes Cancelled, Abated or Adjusted	
Environmental Inspection & Control				Transfer to Tax Title Liens or Foreclosed	
Other Public Safety		98,595.74		Balance Outstanding Dec. 31, 1973	
PUBLIC WORKS	162,050.00			PRIOR YEARS TAXES OUTSTANDING	
Streets and Drainage				Balance January 1, 1973	
Sewers and Sewage Processing	61,550.00	61,972.13		Collected in 1973	
Garbage and Trash Disposal	7,200.00	36,623.61		Cancelled, Abated or Adjusted 1973	
Public Buildings and Grounds				Transfers to Tax Title Liens or Foreclosed	
Other Public Works				Balance December 31, 1973	
HEALTH and WELFARE	9,260.00			TAX TITLE LIENS OUTSTANDING	
Health Services Except Environmental	16,700.00			Balance January 1, 1973	
Welfare-Public Assistance	600.00			Transfers From Taxes	
Hospitals, Clinics, First Aid	3,573.75			Redeemed in 1973	
Animal, Insect, & Rodent Control				Cancelled, Abated or Adjusted (1973)	
Other Welfare Services				Transfers to Foreclosed Property	
RECREATION and CONSERVATION	11,420.00			Balance December 31, 1973	
Beaches and Boardwalks				PROPERTY ACQUIRED BY DEED OR FORECLOSURE	
Parks, Playgrounds, Shade Trees				Balance January 1, 1973	
Land Reclamation & Conservation				Transfers From Taxes or Liens	
Other Recreational Services				Sale for Cash (1973)	
EDUCATION (excluding schools)	24,545.00			Cancelled, Abated or Adjusted (1973)	
Libraries				Balance December 31, 1973	
Other Educational Services				CURRENT FINANCES DECEMBER 31, 1973	
STATUTORY EXPENDITURES	23,128.00			ASSETS	
Pensions & F. I. C. A.				Cash Dec. 31, 1973	
Employee Fringe Benefits				Taxes Receivable	
Other Statutory Expenditures				Tax Title Liens	
MUNICIPAL FUNCTIONS	648,975.18			Foreclosed Property	
CAPITAL IMPROVEMENTS	111,160.00			Emergencies & Other Deferred Charges	
DEBT SERVICE	21,000.00			State Aid Receivable	
Principal Payments	7,500.00			Other Receivables	
Interest Payments				Total	
DEFERRED CHARGES	8,617.91			LIABILITIES, RESERVES, AND SURPLUS	
SCHOOL, COUNTY, SPECIAL DISTRICT TAXES	2,120,646.28			Cash Liabilities	
RESERVE FOR UNCOLLECTED TAXES	228,082.74			Reserves for Receivables	
EMERGENCY EMPLOYMENT ACT OF 1971				Surplus Dec. 31, 1973	
EXPENDITURES	3,034,822.11			Total	

0307

Population 1970 3,200  
 Population 1973 3,235  
 S & P Rating  
 Moody Rating

General Tax Rate Per \$100. 3.91  
 State Equalized Tax Rate 2.81

CHESTERFIELD TOWNSHIP — BURLINGTON  
 CO.  
 Form of Government:  
 Township Committee  
 Number of Members on Governing Body 3

PER CAPITA:  
 Gross Debt 196.58  
 Net Debt  
 Debt Service  
 Total Tax Levy 221.92  
 Municipal Expenditures 91.46  
 PER CENT:  
 Gross Debt 3.01  
 Net Debt  
 Tax Levy Collected 94.37  
 Tax Levy Cancelled, Abated or Adjusted .42

EXPENDITURES		REVENUES-REALIZED		1973 PROPERTY TAX	
<b>GENERAL GOVERNMENT</b>				<b>STATE EQUALIZED TAX RATE</b> 1.17	
Governing Body & Public Boards		1973 Property Taxes Collected	679,263.92	Local District School Taxes	286,782.25
Municipal Clerk		1973 Payments in Lieu of Taxes		Regional & Consolidated School Tax .78	191,627.43
Financial Administration	4,365.00	Delinquent Tax & Lien Collections	50,065.20	School Taxes in Municipal Budget	
Assessment of Taxes	7,663.70	Business Personalty Replacement Taxes	21,890.16	County Taxes	158,270.87
Collection of Taxes	3,620.60	Taxes from Public Utilities	69,532.92	County Library Taxes	5,858.21
Planning, Housing & Development	14,480.46	Other Miscellaneous Tax Revenues		Local Municipal Purpose Taxes	38,987.22
Human Resources		State Aid Revenues	40,228.69	Veteran & Senior Citizen Taxes	10,710.00
Elections		Federal Aid Revenues		Total Taxes for Rate Computation 2.81	692,235.98
General Administration (other)	31,946.47	State and Local Fiscal Assistance Act Utilized	32,949.00	Special District Taxes	20,729.50
<b>JUDICIARY</b>		Sale of Acquired Property		Bank Stock Taxes	1,316.78
Municipal Courts	4,100.00	Other Miscellaneous Revenues	20,846.06	Added and Omitted Taxes	14,337.37
<b>PUBLIC SAFETY</b>		Other Revenues, Revenue Sharing Tax Effort	10,392.06	Total Taxes Levied - ABSTRACT	717,909.63
Fire Protection	2,000.00	Total	925,168.01	Total Taxes Billed	719,808.53
Police Protection	9,000.00	Prior Years Surplus Appropriated	61,000.00	1973 TAXES COLLECTED	679,263.92
Civil Defense & Disaster Control	175.00	REVENUES TOTAL	936,168.01	1973 Taxes Cancelled, Abated or Adjusted	3,047.57
Environmental Inspection & Control	1,620.24			Transfer to Tax Title Liens or Foreclosed	478.93
Other Public Safety				Balance Outstanding Dec. 31, 1973	37,018.11
<b>PUBLIC WORKS</b>		<b>CAPITAL OUTLAY</b>		<b>PRIOR YEARS TAXES OUTSTANDING</b>	
Streets and Drainage	118,502.53	Public Enterprises		Balance January 1, 1973	50,190.40
Sewers and Sewage Processing		Recreation—Culture		Collected in 1973	50,065.20
Garbage and Trash Disposal		Public Works		Cancelled, Abated or Adjusted 1973	
Public Buildings and Grounds	11,600.00	Buildings and Grounds		Transfers to Tax Title Liens or Foreclosed	125.20
Other Public Works		Library and Education		Balance December 31, 1973	
<b>HEALTH and WELFARE</b>		Conservation		<b>TAX TITLE LIENS OUTSTANDING</b>	
Health Services Except Environmental	675.00	All Other		Balance January 1, 1973	
Welfare-Public Assistance	3,300.00			Transfers From Taxes	701.14
Hospitals, Clinics, First Aid				Redeemed in 1973	
Animal, Insect, & Rodent Control				Cancelled, Abated or Adjusted (1973)	
Other Welfare Services				Transfers to Foreclosed Property	
<b>RECREATION and CONSERVATION</b>				Balance December 31, 1973	701.14
Beaches and Boardwalks				<b>PROPERTY ACQUIRED BY DEED OR FORECLOSURE</b>	
Parks, Playgrounds, Shade Trees	500.00			Balance January 1, 1973	
Land Reclamation & Conservation	2,500.00			Transfers From Taxes or Liens	
Other Recreational Services				Sale for Cash (1973)	
<b>EDUCATION (excluding schools)</b>				Cancelled, Abated or Adjusted (1973)	
Libraries				Balance December 31, 1973	
Other Educational Services	2,500.00			<b>CURRENT FINANCES DECEMBER 31, 1973</b>	
<b>STATUTORY EXPENDITURES</b>				<b>ASSETS</b>	
Pensions & F. I. C. A.	3,600.00			Cash Dec. 31, 1973	250,015.45
Employee Fringe Benefits				Taxes Receivable	37,018.11
Other Statutory Expenditures				Tax Title Liens	701.14
<b>MUNICIPAL FUNCTIONS</b>				Foreclosed Property	
<b>CAPITAL IMPROVEMENTS</b> *MEMO*	222,149.00			Emergencies & Other Deferred Charges	5,721.00
<b>DEBT SERVICE</b>	47,700.00			State Aid Receivable	31,000.00
Principal Payments				Other Receivables	10,652.91
Interest Payments				Total	335,108.61
<b>DEFERRED CHARGES</b>	1,732.00			<b>LIABILITIES, RESERVES, AND SURPLUS</b>	
<b>SCHOOL, COUNTY, SPECIAL DISTRICT TAXES</b>	663,268.26			Cash Liabilities	163,515.44
<b>RESERVE FOR UNCOLLECTED TAXES</b>	72,000.00			Reserves for Receivables	48,372.16
<b>EMERGENCY EMPLOYMENT ACT OF 1971</b>				Surplus Dec. 31, 1973	123,221.01
<b>EXPENDITURES</b> TOTAL	959,149.26			Total	335,108.61

0308

Population 1970 17,015  
 Population 1973 17,410  
 S & P Rating /  
 Moody Rating BAA-1

General Tax Rate Per \$100. 3.35  
 State Equalized Tax Rate 3.21

## CINNAMINSON TOWNSHIP — BURLINGTON CO.

Form of Government:  
 Township Committee  
 Number of Members on Governing Body 5

PER CAPITA: 344.45  
 Gross Debt 58.98  
 Net Debt 6.36  
 Debt Service 354.87  
 Total Tax Levy 102.40  
 Municipal Expenditures

PER CENT: 3.60  
 Gross Debt .62  
 Net Debt 97.99  
 Tax Levy Collected  
 Tax Levy Cancelled, Abated or Adjusted .10

EXPENDITURES		REVENUES-REALIZED		1973 PROPERTY TAX	
<b>GENERAL GOVERNMENT</b>				<b>STATE EQUALIZED TAX RATE</b>	
Governing Body & Public Boards		1973 Property Taxes Collected	6,061,821.76	Local District School Taxes	2.27
Municipal Clerk		1973 Payments in Lieu of Taxes		Regional & Consolidated School Tax	
Financial Administration	12,765.90	Delinquent Tax & Lien Collections	105,391.03	School Taxes in Municipal Budget	
Assessment of Taxes	11,308.00	Business Personalty Replacement Taxes	204,546.52	County Taxes	.67
Collection of Taxes	17,811.00	Taxes from Public Utilities	483,101.18	County Library Taxes	.02
Planning, Housing & Development	8,420.00	Other Miscellaneous Tax Revenues		Local Municipal Purpose Taxes	.20
Human Resources	1,160.00	State Aid Revenues	73,221.20	Veteran & Senior Citizen Taxes	.05
Elections		Federal Aid Revenues	30,840.87	Total Taxes for Rate Computation	3.21
General Administration (other)	137,053.00	State and Local Fiscal Assistance Act Utilized	146,090.90	Special District Taxes	
JUDICIARY		Sale of Acquired Property		Bank Stock Taxes	8,029.53
Municipal Courts	12,265.00	Other Miscellaneous Revenues	222,019.99	Added and Omitted Taxes	42,097.16
PUBLIC SAFETY		Other Revenues, Revenue Sharing Tax Effort	58,923.79	Total Taxes Levied - ABSTRACT	6,178,279.06
Fire Protection	104,980.00	Total	7,385,957.24	Total Taxes Billed	6,186,227.57
Police Protection	396,036.40	Prior Years Surplus Appropriated	375,000.00	1973 TAXES COLLECTED	6,061,821.76
Civil Defense & Disaster Control	2,382.00	REVENUES TOTAL	7,760,957.24	1973 Taxes Cancelled, Abated or Adjusted	6,379.51
Environmental Inspection & Control	11,961.00	CAPITAL OUTLAY TOTAL	614,698.27	Transfer to Tax Title Liens or Foreclosed	11,073.80
Other Public Safety		Public Enterprises		Balance Outstanding Dec. 31, 1973	106,952.50
PUBLIC WORKS		Recreation—Culture		PRIOR YEARS TAXES OUTSTANDING	
Streets and Drainage	427,528.00	Public Works	446,193.34	Balance January 1, 1973	102,879.04
Sewers and Sewage Processing		Buildings and Grounds	168,504.93	Collected in 1973	97,022.17
Garbage and Trash Disposal	106,482.00	Library and Education		Cancelled, Abated or Adjusted 1973	911.23
Public Buildings and Grounds	19,579.00	Conservation		Transfers to Tax Title Liens or Foreclosed	2,372.89
Other Public Works		All Other		Balance December 31, 1973	2,572.75
HEALTH and WELFARE		CAPITAL DEBT AUTHORIZED, DECEMBER 31, 1973		TAX TITLE LIENS OUTSTANDING	
Health Services Except Environmental	4,380.00	ISSUED AND UNISSUED		Balance January 1, 1973	20,623.14
Welfare-Public Assistance	1,510.00	SCHOOL	4,970,000	Transfers From Taxes	13,801.03
Hospitals, Clinics, First Aid		Self-liquidating	1,026,840	Redeemed in 1973	8,368.86
Animal, Insect, & Rodent Control	2,486.00	Other	1,026,840	Cancelled, Abated or Adjusted (1973)	
Other Welfare Services		Total	5,996,840	Transfers to Foreclosed Property	2,566.69
RECREATION and CONSERVATION		ISSUED AND OUTSTANDING		Balance December 31, 1973	23,488.62
Beaches and Boardwalks		SCHOOL	4,970,000.00	PROPERTY ACQUIRED BY DEED OR FORECLOSURE	
Parks, Playgrounds, Shade Trees	6,850.00	Self-Liquidating		Balance January 1, 1973	21,413.31
Land Reclamation & Conservation	11,900.00	Other	999,840.00	Transfers From Taxes or Liens	2,566.69
Other Recreational Services	21,827.00	Total	5,969,840.00	Sale for Cash (1973)	
EDUCATION (excluding schools)		EQUALIZED VALUATION BASIS FOR NET DEBT COMPUTATION	166,350,939.33	Cancelled, Abated or Adjusted (1973)	
Libraries	10,525.00	REAL PROPERTY VALUATIONS		Balance December 31, 1973	23,980.00
Other Educational Services		Code Class # of Parcels % VAL'N		CURRENT FINANCES DECEMBER 31, 1973	
STATUTORY EXPENDITURES		1 Vacant Land 293 3.44	6,319,500.00	ASSETS	
Pensions & F. I. C. A.	70,334.00	2 Residential 4423 76.08	139,644,000.00	Cash Dec. 31, 1973	2,346,339.56
Employee Fringe Benefits	19,500.00	3 Farm 32 .33	610,950.00	Taxes Receivable	109,525.25
Other Statutory Expenditures		4a Commercial 117 11.44	21,004,200.00	Tax Title Liens	23,488.62
MUNICIPAL FUNCTIONS		4b Industrial 62 8.68	15,929,750.00	Foreclosed Property	23,980.00
CAPITAL IMPROVEMENTS	233,426.00	4c Apartments 1 .02	33,100.00	Emergencies & Other Deferred Charges	57,200.00
DEBT SERVICE		Total 4928	183,541,500.00	State Aid Receivable	10,168.15
Principal Payments	82,899.35	Land Area 7.57 Sq. Miles		Other Receivables	22,280.10
Interest Payments	27,855.00	Net Valuation Taxable-Municipal	186,069,136.00	Total	2,592,981.68
DEFERRED CHARGES	54,137.49	Net Valuation Taxable-County	210,789,862.00	LIABILITIES, RESERVES, AND SURPLUS	
SCHOOL, COUNTY, SPECIAL DISTRICT TAXES	5,743,688.02	State Equalized Valuation	194,055,863.00	Cash Liabilities	2,052,339.74
RESERVE FOR UNCOLLECTED TAXES	168,033.56	State Equalization Ratio 95.83		Reserves for Receivables	179,273.97
EMERGENCY EMPLOYMENT ACT OF 1971	30,840.87			Surplus Dec. 31, 1973	361,367.97
EXPENDITURES TOTAL	7,526,497.59			Total	2,592,981.68

2002

Population 1970 13,865  
 Population 1973 19,175  
 S & P Rating A  
 Moody Rating A

General Tax Rate Per \$100. 5.31  
 State Equalized Tax Rate 3.01

## CLARK TOWNSHIP — UNION CO.

Form of Government:

Mayor-Council Plan F (OMCL50)

Number of Members on Governing Body 7

PER CAPITA:  
 Gross Debt 446.43  
 Net Debt 189.74  
 Debt Service 9.91  
 Total Tax Levy 382.44  
 Municipal Expenditures 137.84

PER CENT:  
 Gross Debt 3.85  
 Net Debt 1.64  
 Tax Levy Collected 99.07  
 Tax Levy Cancelled, Abated or Adjusted .14

EXPENDITURES		REVENUES-REALIZED		1973 PROPERTY TAX	
<b>GENERAL GOVERNMENT</b>				<b>STATE EQUALIZED TAX RATE</b>	
Governing Body & Public Boards	17,623.00	1973 Property Taxes Collected	7,270,635.36	Local District School Taxes	1.33 3,265,599.50
Municipal Clerk	105,840.25	1973 Payments in Lieu of Taxes	30,233.13	Regional & Consolidated School Tax	.79 1,547,936.64
Financial Administration		Delinquent Tax & Lien Collections	42,269.25	School Taxes in Municipal Budget	
Assessment of Taxes	83,028.00	Business Personalty Replacement Taxes	488,956.23	County Taxes	.47 1,154,041.29
Collection of Taxes	22,453.00	Taxes from Public Utilities	345,292.16	County Library Taxes	
Planning, Housing & Development	6,277.00	Other Miscellaneous Tax Revenues		Local Municipal Purpose Taxes	.37 904,389.17
Human Resources		State Aid Revenues	75,435.17	Veteran & Senior Citizen Taxes	.05 120,250.00
Elections	2,443.65	Federal Aid Revenues		Total Taxes for Rate Computation	3.01 7,392,216.60
General Administration (other)	173,779.00	State and Local Fiscal Assistance Act Utilized	92,136.00	Special District Taxes	
<b>JUDICIARY</b>		Sale of Acquired Property	5,500.00	Bank Stock Taxes	
Municipal Courts	26,330.00	Other Miscellaneous Revenues	267,802.90	Added and Omitted Taxes	
<b>PUBLIC SAFETY</b>		Other Revenues, Revenue Sharing Tax Effort	34,833.45	Total Taxes Levied - ABSTRACT	7,333,376.56
Fire Protection	130,834.02	Total	8,653,093.65	Total Taxes Billed	7,338,859.32
Police Protection	620,070.00	Prior Years Surplus Appropriated	577,000.00	1973 TAXES COLLECTED	7,270,635.36
Civil Defense & Disaster Control	4,470.35	<b>REVENUES TOTAL</b>	9,230,093.65	1973 Taxes Cancelled, Abated or Adjusted	10,238.11
Environmental Inspection & Control	20,688.94	<b>CAPITAL OUTLAY TOTAL</b>	717,864.92	Transfer to Tax Title Liens or Foreclosed	647.82
Other Public Safety				Balance Outstanding Dec. 31, 1973	57,338.03
<b>PUBLIC WORKS</b>				<b>PRIOR YEARS TAXES OUTSTANDING</b>	
Streets and Drainage	462,899.63	Public Enterprises	405,924.33	Balance January 1, 1973	42,269.25
Sewers and Sewage Processing	139,164.00	Recreation—Culture		Collected in 1973	42,269.25
Garbage and Trash Disposal		Public Works	310,201.26	Cancelled, Abated or Adjusted 1973	
Public Buildings and Grounds	45,500.00	Buildings and Grounds	1,739.33	Transfers to Tax Title Liens or Foreclosed	
Other Public Works	8,859.63	Library and Education		Balance December 31, 1973	
<b>HEALTH and WELFARE</b>		Conservation		<b>TAX TITLE LIENS OUTSTANDING</b>	
Health Services Except Environmental	20,688.70	All Other		Balance January 1, 1973	3,604.99
Welfare-Public Assistance	3,370.00			Transfers From Taxes	647.82
Hospitals, Clinics, First Aid		<b>CAPITAL DEBT AUTHORIZED, DECEMBER 31, 1973</b>		Redeemed in 1973	
Animal, Insect, & Rodent Control		<b>ISSUED AND UNISSUED</b>		Cancelled, Abated or Adjusted (1973)	
Other Welfare Services	1,500.00	School	4,890,583	Transfers to Foreclosed Property	
<b>RECREATION and CONSERVATION</b>		Self-liquidating	850,000	Balance December 31, 1973	4,252.81
Beaches and Boardwalks		Other	2,819,641	<b>PROPERTY ACQUIRED BY DEED OR FORECLOSURE</b>	
Parks, Playgrounds, Shade Trees	21,125.00	Total	8,560,225	Balance January 1, 1973	32,625.00
Land Reclamation & Conservation		<b>ISSUED AND OUTSTANDING</b>		Transfers From Taxes or Liens	
Other Recreational Services	15,917.49	School	4,890,583.60	Sale for Cash (1973)	5,500.00
<b>EDUCATION (excluding schools)</b>		Self-Liquidating	850,000.00	Cancelled, Abated or Adjusted (1973)	500.00
Libraries	111,000.00	Other	2,246,000.00	Balance December 31, 1973	26,625.00
Other Educational Services		Total	7,986,583.60	<b>CURRENT FINANCES DECEMBER 31, 1973</b>	
<b>STATUTORY EXPENDITURES</b>		<b>EQUALIZED VALUATION BASIS FOR NET DEBT COMPUTATION</b>	222,262,777.67	<b>ASSETS</b>	
Pensions & F. I. C. A.	108,128.00	<b>REAL PROPERTY VALUATIONS</b>		Cash Dec. 31, 1973	1,108,103.75
Employee Fringe Benefits	45,000.00	Code Class # of Parcels % VAL'N		Taxes Receivable	57,338.03
Other Statutory Expenditures		1 Vacant Land 198 1.12	1,554,100.00	Tax Title Liens	4,252.81
<b>MUNICIPAL FUNCTIONS TOTAL</b>	2,196,989.86	2 Residential 4458 70.88	98,197,575.00	Foreclosed Property	26,625.00
<b>CAPITAL IMPROVEMENTS *MEMO*</b>	50,000.00	3 Farm 8 .12	157,400.00	Emergencies & Other Deferred Charges	115,091.94
<b>DEBT SERVICE</b>		4a Commercial 105 7.65	10,592,325.00	State Aid Receivable	33,905.91
Principal Payments	90,000.00	4b Industrial 28 14.42	19,975,075.00	Other Receivables	49,946.20
Interest Payments	100,000.00	4c Apartments 9 5.83	8,071,100.00	Total	1,395,263.64
<b>DEFERRED CHARGES</b>	47,863.09	Total 4806	138,547,575.00	<b>LIABILITIES, RESERVES, AND SURPLUS</b>	
SCHOOL, COUNTY, SPECIAL DISTRICT TAXES	6,367,577.43	Land Area 4.53 Sq. Miles		Cash Liabilities	374,062.22
RESERVE FOR UNCOLLECTED TAXES	208,164.40	Net Valuation Taxable-Municipal	139,294,375.00	Reserves for Receivables	134,455.40
EMERGENCY EMPLOYMENT ACT OF 1971		Net Valuation Taxable-County	236,360,672.00	Surplus Dec. 31, 1973	886,746.02
<b>EXPENDITURES TOTAL</b>	9,010,594.78	State Equalized Valuation	244,758,569.00	Total	1,395,263.64
		State Equalization Ratio	56.78		

0801.

Population 1970 5,215  
 Population 1973 5,485  
 S & P Rating  
 Moody Rating

General Tax Rate Per \$100. 5.64  
 State Equalized Tax Rate 3.32

CLAYTON BOROUGH — GLOUCESTER CO.  
 Form of Government:  
 Borough Council  
 Number of Members on Governing Body 6

PER CAPITA: 262.59  
 Gross Debt 1.73  
 Net Debt  
 Debt Service 215.49  
 Total Tax Levy 104.39  
 Municipal Expenditures

PER CENT: 4.92  
 Gross Debt .03  
 Net Debt 91.80  
 Tax Levy Collected  
 Tax Levy Cancelled, Abated or Adjusted .18

EXPENDITURES		REVENUES-REALIZED		1973 PROPERTY TAX	
<b>GENERAL GOVERNMENT</b>				<b>STATE EQUALIZED TAX RATE</b>	
Governing Body & Public Boards	6,050.00	1973 Property Taxes Collected		Local District School Taxes	2.28 810,116.50
Municipal Clerk	4,120.00	1973 Payments in Lieu of Taxes		Regional & Consolidated School Tax	
Financial Administration	10,312.38	Delinquent Tax & Lien Collections		School Taxes in Municipal Budget	
Assessment of Taxes	4,900.00	Business Personalty Replacement Taxes		County Taxes	.54 191,818.23
Collection of Taxes	5,537.31	Taxes from Public Utilities		County Library Taxes	
Planning, Housing & Development	3,125.00	Other Miscellaneous Tax Revenues		Local Municipal Purpose Taxes	.42 148,044.11
Human Resources		State Aid Revenues		Veteran & Senior Citizen Taxes	.08 29,570.00
Elections	500.00	Federal Aid Revenues		Total Taxes for Rate Computation	3.32 1,179,548.84
General Administration (other)	35,682.83	State and Local Fiscal Assistance Act Utilized		Special District Taxes	
<b>JUDICIARY</b>		Sale of Acquired Property		Bank Stock Taxes	4,826.29
Municipal Courts	6,312.62	Other Miscellaneous Revenues		Added and Omitted Taxes	27,178.49
<b>PUBLIC SAFETY</b>		Other Revenues, Revenue Sharing Tax Effort		Total Taxes Levied - ABSTRACT	1,181,983.62
Fire Protection	19,000.00	Total		Total Taxes Billed	1,197,072.16
Police Protection	154,261.07	Prior Years Surplus Appropriated		1973 TAXES COLLECTED	1,098,864.81
Civil Defense & Disaster Control	2,000.00	REVENUES TOTAL		1973 Taxes Cancelled, Abated or Adjusted	2,163.20
Environmental Inspection & Control	5,519.63	CAPITAL OUTLAY TOTAL		Transfer to Tax Title Liens or Foreclosed	
Other Public Safety		296,535.92		Balance Outstanding Dec. 31, 1973	96,044.15
<b>PUBLIC WORKS</b>		Public Enterprises		<b>PRIOR YEARS TAXES OUTSTANDING</b>	
Streets and Drainage	132,799.86	Recreation—Culture		Balance January 1, 1973	59,851.03
Sewers and Sewage Processing		Public Works		Collected in 1973	58,923.85
Garbage and Trash Disposal	26,900.00	Buildings and Grounds		Cancelled, Abated or Adjusted 1973	
Public Buildings and Grounds	21,506.84	Library and Education		Transfers to Tax Title Liens or Foreclosed	
Other Public Works	5,000.00	Conservation		Balance December 31, 1973	927.18
<b>HEALTH and WELFARE</b>		All Other		<b>TAX TITLE LIENS OUTSTANDING</b>	
Health Services Except Environmental	3,200.00	CAPITAL DEBT AUTHORIZED, DECEMBER 31, 1973		Balance January 1, 1973	17,953.09
Welfare-Public Assistance	1,150.00	ISSUED AND UNISSUED		Transfers From Taxes	
Hospitals, Clinics, First Aid		GROSS DEBT		Redeemed in 1973	2,245.57
Animal, Insect, & Rodent Control	600.00	NET DEBT		Cancelled, Abated or Adjusted (1973)	
Other Welfare Services		SCHOOL		Transfers to Foreclosed Property	
<b>RECREATION and CONSERVATION</b>		Self-liquidating		Balance December 31, 1973	15,707.52
Beaches and Boardwalks		Other		<b>PROPERTY ACQUIRED BY DEED OR FORECLOSURE</b>	
Parks, Playgrounds, Shade Trees	5,624.09	Total		Balance January 1, 1973	47,425.84
Land Reclamation & Conservation		ISSUED AND OUTSTANDING		Transfers From Taxes or Liens	
Other Recreational Services	1,435.00	SCHOOL		Sale for Cash (1973)	28,645.00
<b>EDUCATION (excluding schools)</b>		Self-Liquidating		Cancelled, Abated or Adjusted (1973)	
Libraries	1,000.00	Other		Balance December 31, 1973	18,780.84
Other Educational Services		Total		<b>CURRENT FINANCES DECEMBER 31, 1973</b>	
<b>STATUTORY EXPENDITURES</b>		EQUALIZED VALUATION BASIS		ASSETS	
Pensions & F. I. C. A.	20,650.00	FOR NET DEBT COMPUTATION		Cash Dec. 31, 1973	445,590.07
Employee Fringe Benefits	500.00	REAL PROPERTY VALUATIONS		Taxes Receivable	96,971.33
Other Statutory Expenditures		Code Class # of Parcels % VAL'N		Tax Title Liens	15,707.52
<b>MUNICIPAL FUNCTIONS</b>		ASSESSSED VALUATION		Foreclosed Property	18,780.84
CAPITAL IMPROVEMENTS	77,000.00	1 Vacant Land 495 1.72		Emergencies & Other Deferred Charges	10,837.78
<b>DEBT SERVICE</b>		2 Residential 1382 66.40		State Aid Receivable	12,017.65
Principal Payments		3 Farm 38 3.22		Other Receivables	13,055.45
Interest Payments		4a Commercial 103 10.69		Total	612,960.64
<b>DEFERRED CHARGES</b>		4b Industrial 15 17.33		<b>LIABILITIES, RESERVES, AND SURPLUS</b>	
SCHOOL, COUNTY, SPECIAL DISTRICT TAXES	2,492.72	4c Apartments 3 .64		Cash Liabilities	187,327.23
RESERVE FOR UNCOLLECTED TAXES	1,001,934.73	Total 2036		Reserves for Receivables	144,515.14
EMERGENCY EMPLOYMENT ACT OF 1971	92,398.82	Land Area 7.26 Sq. Miles		Surplus Dec. 31, 1973	281,118.27
<b>EXPENDITURES</b>		Net Valuation Taxable-Municipal		Total	612,960.64
TOTAL	1,574,512.90	Net Valuation Taxable-County			
		State Equalized Valuation			
		State Equalization Ratio			

0411  
 Population 1970 4,515  
 Population 1973 4,960  
 S & P Rating  
 Moody Rating

General Tax Rate Per \$100. 5.06  
 State Equalized Tax Rate 3.26

CLEMENTON BOROUGH — CAMDEN CO.  
 Form of Government:  
 Borough Council  
 Number of Members on Governing Body 6

PER CAPITA:  
 Gross Debt 229.84  
 Net Debt 88.41  
 Debt Service 6.57  
 Total Tax Levy 237.37  
 Municipal Expenditures 121.87

PER CENT:  
 Gross Debt 3.81  
 Net Debt 1.46  
 Tax Levy Collected 94.15  
 Tax Levy Cancelled, Abated or Adjusted .61

EXPENDITURES	REVENUES-REALIZED	1973 PROPERTY TAX
GENERAL GOVERNMENT		STATE EQUALIZED TAX RATE .74
Governing Body & Public Boards	1973 Property Taxes Collected 1,113,247.22	Local District School Taxes 362,750.06
Municipal Clerk		Regional & Consolidated School Tax 1.04
Financial Administration 5,875.00	1973 Payments in Lieu of Taxes	School Taxes in Municipal Budget
Assessment of Taxes 9,750.00	Delinquent Tax & Lien Collections 67,636.39	County Taxes .85 295,395.96
Collection of Taxes 19,861.70	Business Personalty Replacement Taxes 25,036.89	County Library Taxes .03 8,933.77
Planning, Housing & Development 6,650.00	Taxes from Public Utilities 67,897.15	Local Municipal Purpose Taxes .52 181,807.22
Human Resources 2,600.00	Other Miscellaneous Tax Revenues	Veteran & Senior Citizen Taxes .09 30,160.00
Elections 1,231.00	State Aid Revenues 18,949.87	Total Taxes for Rate Computation 3.27 1,135,366.51
General Administration (other) 66,111.00	Federal Aid Revenues	Special District Taxes
JUDICIARY	State and Local Fiscal Assistance Act Utilized 50,040.00	Bank Stock Taxes 3,192.78
Municipal Courts 7,670.00	Sale of Acquired Property 26,814.76	Added and Omitted Taxes 68,935.80
PUBLIC SAFETY	Other Miscellaneous Revenues 37,494.37	Total Taxes Levied - ABSTRACT 1,177,335.09
Fire Protection 11,250.00	Other Revenues, Revenue Sharing Tax Effort 1,407,116.65	Total Taxes Billed 1,113,247.22
Police Protection 154,455.00	Prior Years Surplus Appropriated 243,000.00	1973 TAXES COLLECTED 1,113,247.22
Civil Defense & Disaster Control 2,050.00	REVENUES TOTAL 1,647,116.65	1973 Taxes Cancelled, Abated or Adjusted 7,207.24
Environmental Inspection & Control 3,825.00	CAPITAL OUTLAY TOTAL 67,699.56	Transfer to Tax Title Liens or Foreclosed 4,162.22
Other Public Safety	Public Enterprises 57,895.26	Balance Outstanding Dec. 31, 1973 57,838.82
PUBLIC WORKS	Recreation—Culture	PRIOR YEARS TAXES OUTSTANDING
Streets and Drainage 93,805.00	Public Works 6,632.63	Balance January 1, 1973 71,251.72
Sewers and Sewage Processing	Buildings and Grounds 3,171.67	Collected in 1973 61,527.88
Garbage and Trash Disposal 32,252.00	Library and Education	Cancelled, Abated or Adjusted 1973 259.15
Public Buildings and Grounds 13,000.00	Conservation	Transfers to Tax Title Liens or Foreclosed 5,940.44
Other Public Works	All Other	Balance December 31, 1973 3,524.25
HEALTH and WELFARE		TAX TITLE LIENS OUTSTANDING
Health Services Except Environmental 1,625.00	CAPITAL DEBT AUTHORIZED, DECEMBER 31, 1973	Balance January 1, 1973 13,142.75
Welfare-Public Assistance 3,575.00	ISSUED AND UNISSUED GROSS DEBT NET DEBT	Transfers From Taxes 10,102.66
Hospitals, Clinics, First Aid	School 656,500	Redeemed in 1973 6,108.51
Animal, Insect, & Rodent Control 2,000.00	Self-liquidating 175,000	Cancelled, Abated or Adjusted (1973)
Other Welfare Services 1.00	Other 308,500	Transfers to Foreclosed Property
RECREATION and CONSERVATION	Total 1,140,000 438,500	Balance December 31, 1973 17,136.90
Beaches and Boardwalks	ISSUED AND OUTSTANDING	PROPERTY ACQUIRED BY DEED OR FORECLOSURE
Parks, Playgrounds, Shade Trees	School 656,500.78	Balance January 1, 1973 64,229.45
Land Reclamation & Conservation	Self-Liquidating 175,000.00	Transfers From Taxes or Liens
Other Recreational Services 3,000.00	Other 245,000.00	Sale for Cash (1973)
EDUCATION (excluding schools)	Total 1,076,500.78	Cancelled, Abated or Adjusted (1973)
Libraries 3,500.00	EQUALIZED VALUATION BASIS	Balance December 31, 1973 64,229.45
Other Educational Services	FOR NET DEBT COMPUTATION 29,954,022.67	CURRENT FINANCES DECEMBER 31, 1973
STATUTORY EXPENDITURES	REAL PROPERTY VALUATIONS	ASSETS
Pensions & F. I. C. A. 15,402.00	Code Class # of Parcels % VAL'N ASSESSED VALUATION	Cash Dec. 31, 1973 343,364.26
Employee Fringe Benefits 6,641.00	1 Vacant Land 356 2.08 382,249.00	Taxes Receivable 61,363.07
Other Statutory Expenditures	2 Residential 1260 62.34 11,477,423.00	Tax Title Liens 17,136.90
MUNICIPAL FUNCTIONS TOTAL 474,029.70	3 Farm	Foreclosed Property 64,229.45
CAPITAL IMPROVEMENTS *MEMO* 18,540.00	4a Commercial 73 20.76 3,822,065.00	Emergencies & Other Deferred Charges
DEBT SERVICE	4b Industrial 4 .51 93,200.00	State Aid Receivable
Principal Payments 20,000.00	4c Apartments 5 14.32 2,636,400.00	Other Receivables 118,780.00
Interest Payments 12,600.00	Total 1698 18,411,337.00	Total 604,873.68
DEFERRED CHARGES 481.56	Land Area 1.91 Sq. Miles	LIABILITIES, RESERVES, AND SURPLUS
SCHOOL, COUNTY, SPECIAL DISTRICT TAXES 923,399.29	Net Valuation Taxable-Municipal 18,717,343.00	Cash Liabilities 123,413.57
RESERVE FOR UNCOLLECTED TAXES 97,348.74	Net Valuation Taxable-County 29,499,765.00	Reserves for Receivables 261,509.42
EMERGENCY EMPLOYMENT ACT OF 1971	State Equalized Valuation 34,477,902.00	Surplus Dec. 31, 1973 219,950.69
EXPENDITURES TOTAL 1,527,859.29	State Equalization Ratio 53.88	Total 604,873.68

0206

Population 1970 18,895  
 Population 1973 19,380  
 S & P Rating  
 Moody Rating

General Tax Rate Per \$100. 2.82  
 State Equalized Tax Rate 2.51

CLIFFSIDE PARK BOROUGH — BERGEN CO.  
 Form of Government:  
 Borough Council  
 Number of Members on Governing Body 6

PER CAPITA: 69.25  
 Gross Debt 40.46  
 Net Debt 3.09  
 Debt Service 240.32  
 Total Tax Levy 134.82  
 Municipal Expenditures

PER CENT: .79  
 Gross Debt .46  
 Net Debt 97.07  
 Tax Levy Collected  
 Tax Levy Cancelled, Abated or Adjusted .13

EXPENDITURES		REVENUES-REALIZED		1973 PROPERTY TAX	
GENERAL GOVERNMENT				STATE EQUALIZED TAX RATE	
Governing Body & Public Boards				Local District School Taxes	1.36
Municipal Clerk				Regional & Consolidated School Tax	
Financial Administration	7,800.00	1973 Property Taxes Collected	4,524,468.26	School Taxes in Municipal Budget	
Assessment of Taxes	18,695.00	1973 Payments in Lieu of Taxes	14,750.17	County Taxes	.36
Collection of Taxes	33,500.00	Delinquent Tax & Lien Collections	99,824.35	County Library Taxes	
Planning, Housing & Development	4,025.00	Business Personality Replacement Taxes	117,988.01	Local Municipal Purpose Taxes	.75
Human Resources		Taxes from Public Utilities	206,064.24	Veteran & Senior Citizen Taxes	.05
Elections		Other Miscellaneous Tax Revenues		Total Taxes for Rate Computation	2.52
General Administration (other)	167,035.00	State Aid Revenues	76,805.20	Special District Taxes	
JUDICIARY		Federal Aid Revenues	99,482.86	Bank Stock Taxes	11,005.79
Municipal Courts	13,530.00	State and Local Fiscal Assistance Act Utilized	292,658.50	Added and Omitted Taxes	37,534.46
PUBLIC SAFETY		Sale of Acquired Property		Total Taxes Levied - ABSTRACT	4,657,368.74
Fire Protection	365,599.25	Other Miscellaneous Revenues	87,846.22	Total Taxes Billed	4,661,186.73
Police Protection	517,341.00	Other Revenues, Revenue Sharing Tax Effort	126,376.59	1973 TAXES COLLECTED	4,524,468.26
Civil Defense & Disaster Control	2,869.00	Total	5,646,264.40	1973 Taxes Cancelled, Abated or Adjusted	6,167.60
Environmental Inspection & Control	35,800.00	Prior Years Surplus Appropriated	166,504.81	Transfer to Tax Title Liens or Foreclosed	4,903.98
Other Public Safety		REVENUES TOTAL	5,812,769.21	Balance Outstanding Dec. 31, 1973	125,646.89
PUBLIC WORKS		CAPITAL OUTLAY TOTAL	220,416.08	PRIOR YEARS TAXES OUTSTANDING	
Streets and Drainage	502,772.07	Public Enterprises		Balance January 1, 1973	104,403.47
Sewers and Sewage Processing	49,150.00	Recreation—Culture	162,463.76	Collected in 1973	99,824.35
Garbage and Trash Disposal	169,310.00	Public Works	56,247.33	Cancelled, Abated or Adjusted 1973	
Public Buildings and Grounds	20,590.00	Buildings and Grounds	1,704.99	Transfers to Tax Title Liens or Foreclosed	4,579.12
Other Public Works		Library and Education		Balance December 31, 1973	
HEALTH and WELFARE		Conservation		TAX TITLE LIENS OUTSTANDING	
Health Services Except Environmental	46,011.00	All Other		Balance January 1, 1973	110.56
Welfare-Public Assistance	9,340.00	CAPITAL DEBT AUTHORIZED, DECEMBER 31, 1973		Transfers From Taxes	10,090.31
Hospitals, Clinics, First Aid		ISSUED AND UNISSUED		Redeemed in 1973	
Animal, Insect, & Rodent Control		School	550,000	Cancelled, Abated or Adjusted (1973)	
Other Welfare Services		Self-liquidating		Transfers to Foreclosed Property	
RECREATION and CONSERVATION		Other	792,000	Balance December 31, 1973	10,200.87
Beaches and Boardwalks		Total	1,342,000	PROPERTY ACQUIRED BY DEED OR FORECLOSURE	
Parks, Playgrounds, Shade Trees	11,100.00	ISSUED AND OUTSTANDING		Balance January 1, 1973	31,661.78
Land Reclamation & Conservation		School	550,000.00	Transfers From Taxes or Liens	
Other Recreational Services	48,400.00	Self-Liquidating		Sale for Cash (1973)	
EDUCATION (excluding schools)		Other	623,000.00	Cancelled, Abated or Adjusted (1973)	
Libraries	62,058.00	Total	1,173,000.00	Balance December 31, 1973	31,661.78
Other Educational Services		EQUALIZED VALUATION BASIS		CURRENT FINANCES DECEMBER 31, 1973	
STATUTORY EXPENDITURES		FOR NET DEBT COMPUTATION	170,170,091.33	ASSETS	
Pensions & F. I. C. A.	174,600.00	REAL PROPERTY VALUATIONS		Cash Dec. 31, 1973	534,843.10
Employee Fringe Benefits	43,270.00	Code Class # of Parcels % VAL'N		Taxes Receivable	125,646.89
Other Statutory Expenditures		1 Vacant Land 156 5.15	8,414,850.00	Tax Title Liens	10,200.87
MUNICIPAL FUNCTIONS	2,242,795.32	2 Residential 3031 66.79	109,218,600.00	Foreclosed Property	31,661.78
CAPITAL IMPROVEMENTS		3 Farm		Emergencies & Other Deferred Charges	33,540.00
DEBT SERVICE		4a Commercial 225 10.38	16,975,700.00	State Aid Receivable	11,700.14
Principal Payments	35,000.00	4b Industrial 17 1.75	2,864,000.00	Other Receivables	
Interest Payments	24,904.20	4c Apartments 131 15.93	26,054,150.00	Total	747,592.78
DEFERRED CHARGES	36,089.67	Total 3560	163,531,300.00	LIABILITIES, RESERVES, AND SURPLUS	
SCHOOL, COUNTY, SPECIAL DISTRICT TAXES	3,214,686.34	Land Area 1.00 Sq. Miles		Cash Liabilities	326,527.63
RESERVE FOR UNCOLLECTED TAXES	186,529.66	Net Valuation Taxable-Municipal	166,596,551.00	Reserves for Receivables	167,509.54
EMERGENCY EMPLOYMENT ACT OF 1971	87,523.00	Net Valuation Taxable-County	178,420,615.00	Surplus Dec. 31, 1973	253,555.61
EXPENDITURES TOTAL	5,827,528.19	State Equalized Valuation	186,457,984.00	Total	747,592.78
		State Equalization Ratio	89.17		

1602

Population 1970 82,485  
 Population 1973 82,650  
 S & P Rating AA  
 Moody Rating A

General Tax Rate Per \$100 2.40  
 State Equalized Tax Rate 2.23

## CLIFTON CITY — PASSAIC CO.

Form of Government:

Council-Manager (1923)

Number of Members on Governing Body 7

PER CAPITA:	244.45	PER CENT:	2.04
Gross Debt	139.78	Gross Debt	1.17
Net Debt	21.06	Net Debt	97.77
Debt Service	291.21	Tax Levy Collected	
Total Tax Levy	185.73	Tax Levy Cancelled, Abated or Adjusted	.25
Municipal Expenditures			

EXPENDITURES		REVENUES-REALIZED		1973 PROPERTY TAX	
GENERAL GOVERNMENT				STATE EQUALIZED TAX RATE — 1.30	
Governing Body & Public Boards	30,600.00	1973 Property Taxes Collected 23,532,347.06		Local District School Taxes	10,941,215.25
Municipal Clerk	87,957.19	1973 Payments in Lieu of Taxes		Regional & Consolidated School Tax	
Financial Administration	96,670.97	Delinquent Tax & Lien Collections 491,553.99		School Taxes in Municipal Budget .39	936,495.00
Assessment of Taxes	122,560.85	Business Personalty Replacement Taxes 2,850,416.36		County Taxes .65	7,166,245.82
Collection of Taxes	72,946.47	Taxes from Public Utilities 1,886,501.43		County Library Taxes	
Planning, Housing & Development	21,936.38	Other Miscellaneous Tax Revenues 379,744.96		Local Municipal Purpose Taxes .44	4,842,652.38
Human Resources	380.50	State Aid Revenues 532,742.00		Veteran & Senior Citizen Taxes .35	532,910.00
Elections	12,165.00	Federal Aid Revenues 864,878.00		Total Taxes for Rate Computation 2.23	24,419,518.45
General Administration (other)	812,430.32	State and Local Fiscal Assistance Act Utilized 98,392.52		Special District Taxes	
JUDICIARY		Sale of Acquired Property 772,237.77		Bank Stock Taxes	47,032.83
Municipal Courts	79,250.07	Other Miscellaneous Revenues 306,899.77		Added and Omitted Taxes	135,213.25
PUBLIC SAFETY		Other Revenues, Revenue Sharing Tax Effort 31,715,713.86		Total Taxes Levied - ABSTRACT	24,068,854.53
Fire Protection	2,371,374.06	Prior Years Surplus Appropriated 2,400,000.00		Total Taxes Billed	23,532,347.06
Police Protection	2,256,667.47	REVENUES TOTAL 34,115,713.86		1973 TAXES COLLECTED	
Civil Defense & Disaster Control	14,946.50	CAPITAL OUTLAY TOTAL 1,054,576.95		1973 Taxes Cancelled, Abated or Adjusted	60,196.80
Environmental Inspection & Control	58,690.07	Public Enterprises 15,435.91		Transfer to Tax Title Liens or Foreclosed	14,650.32
Other Public Safety	129,840.35	Recreation—Culture 57,377.58		Balance Outstanding Dec. 31, 1973	461,660.35
PUBLIC WORKS		Public Works 923,962.32		PRIOR YEARS TAXES OUTSTANDING	
Streets and Drainage	687,425.41	Buildings and Grounds 53,226.14		Balance January 1, 1973	897,142.82
Sewers and Sewage Processing	647,163.94	Library and Education 4,875.00		Collected in 1973	486,854.05
Garbage and Trash Disposal	940,000.00	Conservation		Cancelled, Abated or Adjusted 1973	18,121.78
Public Buildings and Grounds	49,644.21	All Other		Transfers to Tax Title Liens or Foreclosed	26,269.59
Other Public Works	37,620.42	CAPITAL DEBT AUTHORIZED, DECEMBER 31, 1973		Balance December 31, 1973	365,897.40
HEALTH and WELFARE		ISSUED AND UNISSUED GROSS DEBT NET DEBT		TAX TITLE LIENS OUTSTANDING	
Health Services Except Environmental	241,322.19	School 6,116,538		Balance January 1, 1973	41,937.29
Welfare-Public Assistance	19,785.45	Self-Liquidating 2,903,000		Transfers From Taxes	42,934.25
Hospitals, Clinics, First Aid		Other 11,184,474		Redeemed in 1973	4,699.94
Animal, Insect, & Rodent Control	14,526.90	Total 20,204,013		Cancelled, Abated or Adjusted (1973)	
Other Welfare Services		ISSUED AND OUTSTANDING		Transfers to Foreclosed Property	
RECREATION and CONSERVATION		School 6,116,000.00		Balance December 31, 1973	80,171.60
Beaches and Boardwalks		Self-Liquidating 2,903,000.00		PROPERTY ACQUIRED BY DEED OR FORECLOSURE	
Parks, Playgrounds, Shade Trees	432,252.20	Other 8,333,000.00		Balance January 1, 1973	141,416.52
Land Reclamation & Conservation	700.00	Total 17,052,000.00		Transfers From Taxes or Liens	
Other Recreational Services	4,634.50	EQUALIZED VALUATION BASIS		Sale for Cash (1973)	98,392.52
EDUCATION (excluding schools)		FOR NET DEBT COMPUTATION 991,204,849.67		Cancelled, Abated or Adjusted (1973)	
Libraries	461,332.55	REAL PROPERTY VALUATIONS		Balance December 31, 1973	43,024.00
Other Educational Services		Code Class # of Parcels % VAL'N ASSESSED VALUATION		CURRENT FINANCES DECEMBER 31, 1973	
STATUTORY EXPENDITURES		1 Vacant Land 570 1.28 12,913,700.00		ASSETS	
Pensions & F. I. C. A.	946,231.94	2 Residential 18412 59.89 604,050,300.00		Cash Dec. 31, 1973	4,830,935.22
Employee Fringe Benefits	267,800.00	3 Farm 8 .05 547,100.00		Taxes Receivable	827,557.75
Other Statutory Expenditures		4a Commercial 1204 14.82 149,498,200.00		Tax Title Liens	80,171.60
MUNICIPAL FUNCTIONS TOTAL	10,888,906.31	4b Industrial 344 19.63 198,016,900.00		Foreclosed Property	43,024.00
CAPITAL IMPROVEMENTS *MEMO*	111,200.00	4c Apartments 91 4.31 43,511,100.00		Emergencies & Other Deferred Charges	419,717.00
DEBT SERVICE		Total 20629 1,008,537,300.00		State Aid Receivable	36,608.80
Principal Payments	1,211,000.00	Land Area 11.20 Sq. Miles		Other Receivables	434,489.56
Interest Payments	529,392.25	Net Valuation Taxable-Municipal 1,019,389,400.00		Total	6,672,503.93
TYPE I SCHL DEBT *MEMO	936,495.00	Net Valuation Taxable-County 1,143,192,197.00		LIABILITIES, RESERVES, AND SURPLUS	
DEFERRED CHARGES	47,010.00	State Equalized Valuation 1,094,283,059.00		Cash Liabilities	1,271,836.69
SCHOOL, COUNTY, SPECIAL DISTRICT TAXES	19,043,956.07	State Equalization Ratio 93.10		Reserves for Receivables	1,385,242.91
RESERVE FOR UNCOLLECTED TAXES	2,143,736.11			Surplus Dec. 31, 1973	4,015,424.33
EMERGENCY EMPLOYMENT ACT OF 1971	532,742.00			Total	6,672,503.93
EXPENDITURES TOTAL	34,394,242.74				

1005

Population 1970 1,745  
 Population 1973 1,750  
 S & P Rating  
 Moody Rating BAA

General Tax Rate Per \$100. 4.02  
 State Equalized Tax Rate 3.78

CLINTON TOWN — HUNTERDON CO.  
 Form of Government:  
 Town Council  
 Number of Members on Governing Body 7

PER CAPITA: 1,436.35  
 Gross Debt 24.57  
 Net Debt  
 Debt Service 522.88  
 Total Tax Levy 220.94  
 Municipal Expenditures  
 PER CENT: 12.50  
 Gross Debt .21  
 Net Debt 93.10  
 Tax Levy Collected  
 Tax Levy Cancelled, Abated or Adjusted .32

EXPENDITURES		REVENUES-REALIZED		1973 PROPERTY TAX	
GENERAL GOVERNMENT				STATE EQUALIZED TAX RATE 1.50	
Governing Body & Public Boards				Local District School Taxes 1.50	
Municipal Clerk				Regional & Consolidated School Tax .98	
Financial Administration				School Taxes in Municipal Budget	
Assessment of Taxes				County Taxes .43	
Collection of Taxes				County Library Taxes .02	
Planning, Housing & Development				Local Municipal Purpose Taxes .81	
Human Resources				Veteran & Senior Citizen Taxes .04	
Elections				Total Taxes for Rate Computation 3.78	
General Administration (other)				Special District Taxes	
JUDICIARY				Bank Stock Taxes	
Municipal Courts				Added and Omitted Taxes	
PUBLIC SAFETY				Total Taxes Levied - ABSTRACT	
Fire Protection				Total Taxes Billed	
Police Protection				1973 TAXES COLLECTED	
Civil Defense & Disaster Control				1973 Taxes Cancelled, Abated or Adjusted	
Environmental Inspection & Control				Transfer to Tax Title Liens or Foreclosed	
Other Public Safety				Balance Outstanding Dec. 31, 1973	
PUBLIC WORKS				PRIOR YEARS TAXES OUTSTANDING	
Streets and Drainage				Balance January 1, 1973	
Sewers and Sewage Processing				Collected in 1973	
Garbage and Trash Disposal				Cancelled, Abated or Adjusted 1973	
Public Buildings and Grounds				Transfers to Tax Title Liens or Foreclosed	
Other Public Works				Balance December 31, 1973	
HEALTH and WELFARE				TAX TITLE LIENS OUTSTANDING	
Health Services Except Environmental				Balance January 1, 1973	
Welfare-Public Assistance				Transfers From Taxes	
Hospitals, Clinics, First Aid				Redeemed in 1973	
Animal, Insect, & Rodent Control				Cancelled, Abated or Adjusted (1973)	
Other Welfare Services				Transfers to Foreclosed Property	
RECREATION and CONSERVATION				Balance December 31, 1973	
Beaches and Boardwalks				PROPERTY ACQUIRED BY DEED OR	
Parks, Playgrounds, Shade Trees				FORECLOSURE	
Land Reclamation & Conservation				Balance January 1, 1973	
Other Recreational Services				Transfers From Taxes or Liens	
EDUCATION (excluding schools)				Sale for Cash (1973)	
Libraries				Cancelled, Abated or Adjusted (1973)	
Other Educational Services				Balance December 31, 1973	
STATUTORY EXPENDITURES				CURRENT FINANCES DECEMBER 31, 1973	
Pensions & F. I. C. A.				ASSETS	
Employee Fringe Benefits				Cash Dec. 31, 1973	
Other Statutory Expenditures				Taxes Receivable	
MUNICIPAL FUNCTIONS				Tax Title Liens	
CAPITAL IMPROVEMENTS				Foreclosed Property	
DEBT SERVICE				Emergencies & Other Deferred Charges	
Principal Payments				State Aid Receivable	
Interest Payments				Other Receivables	
DEFERRED CHARGES				Total	
SCHOOL, COUNTY, SPECIAL DISTRICT TAXES				LIABILITIES, RESERVES, AND SURPLUS	
RESERVE FOR UNCOLLECTED TAXES				Cash Liabilities	
EMERGENCY EMPLOYMENT ACT OF 1971				Reserves for Receivables	
EXPENDITURES				Surplus Dec. 31, 1973	
TOTAL				Total	

1006

Population 1970 5,155  
 Population 1973 5,650  
 S & P Rating  
 Moody Rating

General Tax Rate Per \$100. 3.86  
 State Equalized Tax Rate 3.13

CLINTON TOWNSHIP — HUNTERDON CO.  
 Form of Government:  
 Small Municipality Plan C (OMCL50)  
 Number of Members on Governing Body 5

PER CAPITA:  
 Gross Debt 739.21  
 Net Debt 13.75  
 Debt Service 467.72  
 Total Tax Levy 143.63  
 Municipal Expenditures

PER CENT:  
 Gross Debt 6.39  
 Net Debt .12  
 Tax Levy Collected 94.02  
 Tax Levy Cancelled, Abated or Adjusted .23

EXPENDITURES		REVENUES-REALIZED		1973 PROPERTY TAX	
GENERAL GOVERNMENT				STATE EQUALIZED TAX RATE — 1.61	
Governing Body & Public Boards		1973 Property Taxes Collected	2,488,261.49	Local District School Taxes	1,322,207.00
Municipal Clerk		1973 Payments in Lieu of Taxes		Regional & Consolidated School Tax	753,641.55
Financial Administration	2,200.00	Delinquent Tax & Lien Collections	119,583.61	School Taxes in Municipal Budget	
Assessment of Taxes	10,769.58	Business Personalty Replacement Taxes	59,319.52	County Taxes	332,567.39
Collection of Taxes	9,800.00	Taxes from Public Utilities	115,806.12	County Library Taxes	17,096.21
Planning, Housing & Development	48,900.00	Other Miscellaneous Tax Revenues		Local Municipal Purpose Taxes	124,259.40
Human Resources		State Aid Revenues	44,208.23	Veteran & Senior Citizen Taxes	26,750.00
Elections		Federal Aid Revenues		Total Taxes for Rate Computation	2,576,921.55
General Administration (other)	166,122.45	State and Local Fiscal Assistance Act Utilized	34,042.50	Special District Taxes	
JUDICIARY		Sale of Acquired Property		Bank Stock Taxes	941.45
Municipal Courts	10,452.13	Other Miscellaneous Revenues	75,482.11	Added and Omitted Taxes	91,489.74
PUBLIC SAFETY		Other Revenues, Revenue Sharing Tax Effort	47,238.16	Total Taxes Levied - ABSTRACT	2,642,602.74
Fire Protection	11,600.00	Total	2,983,941.74	Total Taxes Billed	2,646,635.50
Police Protection	76,100.00	Prior Years Surplus Appropriated	300,000.00	1973 TAXES COLLECTED	2,488,261.49
Civil Defense & Disaster Control	350.00	REVENUES TOTAL	3,283,941.74	1973 Taxes Cancelled, Abated or Adjusted	6,026.29
Environmental Inspection & Control	7,235.90	CAPITAL OUTLAY TOTAL	29,817.00	Transfer to Tax Title Liens or Foreclosed	84.92
Other Public Safety				Balance Outstanding Dec. 31, 1973	152,262.80
PUBLIC WORKS				PRIOR YEARS TAXES OUTSTANDING	
Streets and Drainage	168,877.50	Public Enterprises		Balance January 1, 1973	121,628.50
Sewers and Sewage Processing		Recreation—Culture		Collected in 1973	119,583.61
Garbage and Trash Disposal	1,822.23	Public Works	24,817.00	Cancelled, Abated or Adjusted 1973	1,091.17
Public Buildings and Grounds	19,988.18	Buildings and Grounds	5,000.00	Transfers to Tax Title Liens or Foreclosed	282.59
Other Public Works		Library and Education		Balance December 31, 1973	671.13
HEALTH and WELFARE		Conservation		TAX TITLE LIENS OUTSTANDING	
Health Services Except Environmental	4,108.43	All Other		Balance January 1, 1973	163.71
Welfare-Public Assistance	600.00	CAPITAL DEBT AUTHORIZED, DECEMBER 31, 1973		Transfers From Taxes	403.51
Hospitals, Clinics, First Aid		ISSUED AND UNISSUED GROSS DEBT		Redeemed in 1973	
Animal, Insect, & Rodent Control		School	4,176,549	Cancelled, Abated or Adjusted (1973)	
Other Welfare Services		Self-liquidating		Transfers to Foreclosed Property	
RECREATION and CONSERVATION		Other		Balance December 31, 1973	567.22
Beaches and Boardwalks		Total	4,176,549	PROPERTY ACQUIRED BY DEED OR	
Parks, Playgrounds, Shade Trees	6,052.50	ISSUED AND OUTSTANDING		FORECLOSURE	
Land Reclamation & Conservation	6,230.60	School	1,193,220.55	Balance January 1, 1973	
Other Recreational Services		Self-Liquidating		Transfers From Taxes or Liens	
EDUCATION (excluding schools)		Other		Sale for Cash (1973)	
Libraries		Total	1,193,220.55	Cancelled, Abated or Adjusted (1973)	
Other Educational Services		EQUALIZED VALUATION BASIS		Balance December 31, 1973	
STATUTORY EXPENDITURES		FOR NET DEBT COMPUTATION	65,411,261.00	CURRENT FINANCES DECEMBER 31, 1973	
Pensions & F. I. C. A.	16,859.67	REAL PROPERTY VALUATIONS		ASSETS	
Employee Fringe Benefits	6,748.00	Code Class # of Parcels % VAL'N		Cash Dec. 31, 1973	1,699,390.67
*Other Statutory Expenditures		1 Vacant Land 353 6.35	4,001,345.00	Taxes Receivable	152,933.93
MUNICIPAL FUNCTIONS TOTAL	574,817.17	2 Residential 1336 66.52	41,930,824.00	Tax Title Liens	567.22
CAPITAL IMPROVEMENTS *MEMO*	164,027.55	3 Farm 328 13.51	8,513,863.00	Foreclosed Property	
DEBT SERVICE		4a Commercial 77 9.52	6,003,600.00	Emergencies & Other Deferred Charges	18,039.12
Principal Payments		4b Industrial 7 3.43	2,162,500.00	State Aid Receivable	14,528.33
Interest Payments		4c Apartments 4 .67	419,600.00	Other Receivables	10,901.84
DEFERRED CHARGES	8,089.90	Total 2105	63,031,732.00	Total	1,896,361.11
SCHOOL, COUNTY, SPECIAL DISTRICT TAXES	2,425,912.15	Land Area 30.06 Sq. Miles		LIABILITIES, RESERVES, AND SURPLUS	
RESERVE FOR UNCOLLECTED TAXES	228,618.08	Net Valuation Taxable-Municipal	66,898,651.00	Cash Liabilities	1,389,417.95
EMERGENCY EMPLOYMENT ACT OF 1971		Net Valuation Taxable-County	73,006,448.00	Reserves for Receivables	164,402.99
EXPENDITURES TOTAL	3,237,437.30	State Equalized Valuation	81,485,422.00	Surplus Dec. 31, 1973	342,540.17
		State Equalization Ratio	81.21	Total	1,896,361.11

0207

Population 1970 8,620  
 Population 1973 8,680  
 S & P Rating  
 Moody Rating

General Tax Rate Per \$100.  
4.65  
 State Equalized Tax Rate  
2.94

## CLOSTER BOROUGH — BERGEN CO.

Form of Government:  
 Borough Council  
 Number of Members on Governing Body 6

PER CAPITA:  
 Gross Debt 1,032.58  
 Net Debt 746.87  
 Debt Service 26.08  
 Total Tax Levy 463.23  
 Municipal Expenditures 180.04

PER CENT:  
 Gross Debt 7.52  
 Net Debt 5.44  
 Tax Levy Collected 97.73  
 Tax Levy Cancelled, Abated or Adjusted .33

EXPENDITURES		REVENUES-REALIZED		1973 PROPERTY TAX	
<b>GENERAL GOVERNMENT</b>				<b>STATE EQUALIZED TAX RATE</b>	
Governing Body & Public Boards		1973 Property Taxes Collected	3,924,198.57	Local District School Taxes 1.13	1,562,311.45
Municipal Clerk		1973 Payments in Lieu of Taxes	6,075.72	Regional & Consolidated School Tax .89	1,221,376.46
Financial Administration	15,727.23	Delinquent Tax & Lien Collections	128,180.22	School Taxes in Municipal Budget	
Assessment of Taxes	27,185.01	Business Personality Replacement Taxes	69,695.83	County Taxes .34	463,238.84
Collection of Taxes	29,612.00	Taxes from Public Utilities	235,094.57	County Library Taxes	
Planning, Housing & Development	8,425.00	Other Miscellaneous Tax Revenues		Local Municipal Purpose Taxes .54	748,131.73
Human Resources		State Aid Revenues	33,946.06	Veteran & Senior Citizen Taxes .04	57,110.00
Elections	1,050.00	Federal Aid Revenues	81,000.00	Total Taxes for Rate Computation 2.94	4,052,168.48
General Administration (other)	146,306.00	State and Local Fiscal Assistance Act Utilized	63,200.00	Special District Taxes	
<b>JUDICIARY</b>		Sale of Acquired Property		Bank Stock Taxes	8,261.83
Municipal Courts	9,150.00	Other Miscellaneous Revenues	116,158.99	Added and Omitted Taxes	17,493.46
<b>PUBLIC SAFETY</b>		Other Revenues, Revenue Sharing Tax Effort	40,037.35	Total Taxes Levied - ABSTRACT	4,020,813.77
Fire Protection	47,300.00	Total	4,697,587.31	Total Taxes Billed	4,015,257.98
Police Protection	324,015.00	Prior Years Surplus Appropriated	265,000.00	1973 TAXES COLLECTED	3,924,198.57
Civil Defense & Disaster Control	75.00	REVENUES TOTAL	4,962,587.31	1973 Taxes Cancelled, Abated or Adjusted	13,431.35
Environmental Inspection & Control	9,203.00	CAPITAL OUTLAY TOTAL	236,097.71	Transfer to Tax Title Liens or Foreclosed	2,850.45
Other Public Safety				Balance Outstanding Dec. 31, 1973	74,777.61
<b>PUBLIC WORKS</b>				<b>PRIOR YEARS TAXES OUTSTANDING</b>	
Streets and Drainage	129,825.00	Public Enterprises		Balance January 1, 1973	147,916.96
Sewers and Sewage Processing		Recreation—Culture		Collected in 1973	126,472.52
Garbage and Trash Disposal	147,200.00	Public Works	234,597.71	Cancelled, Abated or Adjusted 1973	3,801.15
Public Buildings and Grounds	36,870.00	Buildings and Grounds	1,500.00	Transfers to Tax Title Liens or Foreclosed	2,383.96
Other Public Works		Library and Education		Balance December 31, 1973	15,259.33
<b>HEALTH and WELFARE</b>		Conservation		<b>TAX TITLE LIENS OUTSTANDING</b>	
Health Services Except Environmental	22,345.00	All Other		Balance January 1, 1973	6,944.66
Welfare-Public Assistance	700.00			Transfers From Taxes	5,295.54
Hospitals, Clinics, First Aid	3,000.00			Redeemed in 1973	1,707.70
Animal, Insect, & Rodent Control				Cancelled, Abated or Adjusted (1973)	
Other Welfare Services				Transfers to Foreclosed Property	2,098.05
<b>RECREATION and CONSERVATION</b>				Balance December 31, 1973	8,434.45
Beaches and Boardwalks				<b>PROPERTY ACQUIRED BY DEED OR FORECLOSURE</b>	
Parks, Playgrounds, Shade Trees	6,650.00			Balance January 1, 1973	128,172.80
Land Reclamation & Conservation				Transfers From Taxes or Liens	2,358.45
Other Recreational Services	28,914.00			Sale for Cash (1973)	
<b>EDUCATION (excluding schools)</b>				Cancelled, Abated or Adjusted (1973)	
Libraries	50,000.00			Balance December 31, 1973	130,531.25
Other Educational Services				<b>CURRENT FINANCES DECEMBER 31, 1973</b>	
<b>STATUTORY EXPENDITURES</b>				<b>ASSETS</b>	
Pensions & F. I. C. A.	67,508.61			Cash Dec. 31, 1973	906,290.08
Employee Fringe Benefits	18,000.00			Taxes Receivable	90,036.94
Other Statutory Expenditures				Tax Title Liens	8,434.45
<b>MUNICIPAL FUNCTIONS TOTAL</b>	1,129,060.85			Foreclosed Property	130,531.25
<b>CAPITAL IMPROVEMENTS *MEMO*</b>	123,047.23			Emergencies & Other Deferred Charges	55,500.00
<b>DEBT SERVICE</b>				State Aid Receivable	39,197.00
Principal Payments	214,450.00			Other Receivables	5,112.90
Interest Payments	11,886.11			Total	1,235,102.62
<b>DEFERRED CHARGES</b>	16,441.67			<b>LIABILITIES, RESERVES, AND SURPLUS</b>	
<b>SCHOOL, COUNTY, SPECIAL DISTRICT TAXES</b>	3,246,926.75			Cash Liabilities	400,327.45
<b>RESERVE FOR UNCOLLECTED TAXES</b>	190,919.68			Reserves for Receivables	234,115.54
<b>EMERGENCY EMPLOYMENT ACT OF 1971</b>				Surplus Dec. 31, 1973	600,659.63
<b>EXPENDITURES TOTAL</b>	4,809,685.06			Total	1,235,102.62

0412

Population 1970 17,450  
 Population 1973 17,345  
 S & P Rating AA  
 Moody Rating AA

General Tax Rate Per \$100 4.07  
 State Equalized Tax Rate 3.59

## COLLINGSWOOD BOROUGH — CAMDEN CO.

Form of Government:  
 Commission (1911)  
 Number of Members on Governing Body 3

PER CAPITA: 255.84  
 Gross Debt 83.48  
 Net Debt 4.86  
 Debt Service 248.98  
 Total Tax Levy 102.87  
 Municipal Expenditures

PER CENT: 4.17  
 Gross Debt 1.36  
 Net Debt 94.39  
 Tax Levy Collected  
 Tax Levy Cancelled, Abated or Adjusted .29

EXPENDITURES		REVENUES-REALIZED		1973 PROPERTY TAX	
<b>GENERAL GOVERNMENT</b>				<b>STATE EQUALIZED TAX RATE</b> 2.05	
Governing Body & Public Boards		1973 Property Taxes Collected	4,076,908.88	Local District School Taxes	2,486,107.25
Municipal Clerk	5,750.00	1973 Payments in Lieu of Taxes		Regional & Consolidated School Tax	
Financial Administration	10,265.00	Delinquent Tax & Lien Collections	196,905.52	School Taxes in Municipal Budget	
Assessment of Taxes	31,300.00	Business Personalty Replacement Taxes	82,158.80	County Taxes	1,104,517.08
Collection of Taxes	3,750.00	Taxes from Public Utilities	211,352.34	County Library Taxes	
Planning, Housing & Development		Other Miscellaneous Tax Revenues		Local Municipal Purpose Taxes	687,817.11
Human Resources	7,005.00	State Aid Revenues	70,485.97	Veteran & Senior Citizen Taxes	102,920.00
Elections	107,009.42	Federal Aid Revenues	17,218.05	Total Taxes for Rate Computation	4,381,361.44
General Administration (other)		State and Local Fiscal Assistance Act Utilized	85,000.00	Special District Taxes	
<b>JUDICIARY</b>		Sale of Acquired Property		Bank Stock Taxes	11,182.89
Municipal Courts	15,850.00	Other Miscellaneous Revenues	150,603.18	Added and Omitted Taxes	28,889.44
<b>PUBLIC SAFETY</b>		Other Revenues, Revenue Sharing Tax Effort	26,020.21	Total Taxes Levied - ABSTRACT	4,318,513.77
Fire Protection	118,390.00	Total	4,916,652.95	Total Taxes Billed	4,319,378.70
Police Protection	335,488.00	Prior Years Surplus Appropriated	255,000.00	1973 TAXES COLLECTED	4,076,908.88
Civil Defense & Disaster Control		REVENUES TOTAL	5,171,652.95	1973 Taxes Cancelled, Abated or Adjusted	12,715.35
Environmental Inspection & Control		CAPITAL OUTLAY TOTAL	718,345.70	Transfer to Tax Title Liens or Foreclosed	2,117.36
Other Public Safety				Balance Outstanding Dec. 31, 1973	227,637.11
<b>PUBLIC WORKS</b>				<b>PRIOR YEARS TAXES OUTSTANDING</b>	
Streets and Drainage	262,120.00	Public Enterprises	49,516.14	Balance January 1, 1973	191,626.71
Sewers and Sewage Processing	27,000.00	Recreation—Culture	2,490.38	Collected in 1973	188,776.95
Garbage and Trash Disposal	13,860.00	Public Works		Cancelled, Abated or Adjusted 1973	727.38
Public Buildings and Grounds		Buildings and Grounds	461,339.18	Transfers to Tax Title Liens or Foreclosed	1,488.56
Other Public Works		Library and Education		Balance December 31, 1973	633.82
<b>HEALTH and WELFARE</b>		Conservation		<b>TAX TITLE LIENS OUTSTANDING</b>	
Health Services Except Environmental	6,245.00	All Other	205,000.00	Balance January 1, 1973	11,736.39
Welfare-Public Assistance	4,010.00			Transfers From Taxes	3,806.17
Hospitals, Clinics, First Aid				Redeemed in 1973	8,128.57
Animal, Insect, & Rodent Control				Cancelled, Abated or Adjusted (1973)	
Other Welfare Services				Transfers to Foreclosed Property	
<b>RECREATION and CONSERVATION</b>				Balance December 31, 1973	7,413.99
Beaches and Boardwalks	23,855.00			<b>PROPERTY ACQUIRED BY DEED OR FORECLOSURE</b>	
Parks, Playgrounds, Shade Trees				Balance January 1, 1973	3,250.00
Land Reclamation & Conservation	12,320.00			Transfers From Taxes or Liens	
Other Recreational Services				Sale for Cash (1973)	
<b>EDUCATION (excluding schools)</b>				Cancelled, Abated or Adjusted (1973)	
Libraries	67,955.00			Balance December 31, 1973	3,250.00
Other Educational Services	2,000.00			<b>CURRENT FINANCES DECEMBER 31, 1973</b>	
<b>STATUTORY EXPENDITURES</b>				<b>ASSETS</b>	
Pensions & F. I. C. A.	85,937.45			Cash Dec. 31, 1973	538,163.30
Employee Fringe Benefits	15,022.10			Taxes Receivable	228,270.93
Other Statutory Expenditures				Tax Title Liens	7,413.99
<b>MUNICIPAL FUNCTIONS TOTAL</b>	1,155,131.97			Foreclosed Property	3,250.00
<b>CAPITAL IMPROVEMENTS *MEMO*</b>	30,000.00			Emergencies & Other Deferred Charges	26,927.47
<b>DEBT SERVICE</b>				State Aid Receivable	382.66
Principal Payments	44,000.00			Other Receivables	8,874.65
Interest Payments	40,303.50			Total	813,283.00
<b>DEFERRED CHARGES</b>	217,618.74			<b>LIABILITIES, RESERVES, AND SURPLUS</b>	
<b>SCHOOL, COUNTY, SPECIAL DISTRICT TAXES</b>	3,590,624.33			Cash Liabilities	212,833.82
<b>RESERVE FOR UNCOLLECTED TAXES</b>	309,186.26			Reserves for Receivables	247,809.57
<b>EMERGENCY EMPLOYMENT ACT OF 1971</b>	18,087.00			Surplus Dec. 31, 1973	352,639.61
<b>EXPENDITURES TOTAL</b>	5,374,951.80			Total	813,283.00

1309

Population 1970 5,865  
 Population 1973 6,220  
 S & P Rating  
 Moody Rating

General Tax Rate Per \$100 2.78  
 State Equalized Tax Rate 2.45

COLTS NECK TOWNSHIP — MONMOUTH CO.  
 Form of Government:  
 Township Committee  
 Number of Members on Governing Body 5

PER CAPITA:  
 Gross Debt 672.53  
 Net Debt 86.09  
 Debt Service 3.79  
 Total Tax Levy 457.87  
 Municipal Expenditures 118.21

PER CENT:  
 Gross Debt 4.32  
 Net Debt .55  
 Tax Levy Collected 96.58  
 Tax Levy Cancelled, Abated or Adjusted

EXPENDITURES		REVENUES-REALIZED		1973 PROPERTY TAX	
GENERAL GOVERNMENT				STATE EQUALIZED TAX RATE 1.19	
Governing Body & Public Boards		1973 Property Taxes Collected 2,750,606.73		Local District School Taxes	1,353,738.13
Municipal Clerk				Regional & Consolidated School Tax	724,044.76
Financial Administration	5,400.00			School Taxes in Municipal Budget	
Assessment of Taxes	11,200.00			County Taxes	662,407.69
Collection of Taxes	2,150.00			County Library Taxes	25,577.80
Planning, Housing & Development	14,093.11			Local Municipal Purpose Taxes	
Human Resources				Veteran & Senior Citizen Taxes	25,000.00
Elections	2,652.94			Total Taxes for Rate Computation	2,790,768.38
General Administration (other)	98,039.55			Special District Taxes	
JUDICIARY				Bank Stock Taxes	849.84
Municipal Courts	7,212.86			Added and Omitted Taxes	81,319.92
PUBLIC SAFETY				Total Taxes Levied - ABSTRACT	2,847,938.14
Fire Protection	13,000.00			Total Taxes Billed	2,750,606.73
Police Protection	7,082.80			1973 TAXES COLLECTED	
Civil Defense & Disaster Control				1973 Taxes Cancelled, Abated or Adjusted	
Environmental Inspection & Control	5,200.00			Transfer to Tax Title Liens or Foreclosed	
Other Public Safety				Balance Outstanding Dec. 31, 1973	97,331.41
PUBLIC WORKS				PRIOR YEARS TAXES OUTSTANDING	
Streets and Drainage	181,850.85			Balance January 1, 1973	93,484.49
Sewers and Sewage Processing				Collected in 1973	82,901.01
Garbage and Trash Disposal				Cancelled, Abated or Adjusted 1973	
Public Buildings and Grounds	12,300.00			Transfers to Tax Title Liens or Foreclosed	
Other Public Works				Balance December 31, 1973	10,583.48
HEALTH and WELFARE				TAX TITLE LIENS OUTSTANDING	
Health Services Except Environmental	4,500.00			Balance January 1, 1973	3,629.14
Welfare-Public Assistance	369.89			Transfers From Taxes	
Hospitals, Clinics, First Aid	6,000.00			Redeemed in 1973	
Animal, Insect, & Rodent Control				Cancelled, Abated or Adjusted (1973)	
Other Welfare Services				Transfers to Foreclosed Property	
RECREATION and CONSERVATION				Balance December 31, 1973	3,629.14
Beaches and Boardwalks				PROPERTY ACQUIRED BY DEED OR	
Parks, Playgrounds, Shade Trees	1,100.00			FORECLOSURE	
Land Reclamation & Conservation				Balance January 1, 1973	
Other Recreational Services	52,500.00			Transfers From Taxes or Liens	
EDUCATION (excluding schools)				Sale for Cash (1973)	
Libraries				Cancelled, Abated or Adjusted (1973)	
Other Educational Services	115,000.00			Balance December 31, 1973	
STATUTORY EXPENDITURES				CURRENT FINANCES DECEMBER 31, 1973	
Pensions & F. I. C. A.	9,948.00			ASSETS	
Employee Fringe Benefits				Cash Dec. 31, 1973	855,062.58
Other Statutory Expenditures				Taxes Receivable	107,914.89
MUNICIPAL FUNCTIONS	549,600.00			Tax Title Liens	3,629.14
CAPITAL IMPROVEMENTS	143,377.90			Foreclosed Property	
DEBT SERVICE				Emergencies & Other Deferred Charges	12,000.00
Principal Payments	20,000.00			State Aid Receivable	34,344.00
Interest Payments	3,600.00			Other Receivables	.30
DEFERRED CHARGES	6,000.00			Total	1,012,950.91
SCHOOL, COUNTY, SPECIAL DISTRICT TAXES	2,765,768.38			LIABILITIES, RESERVES, AND SURPLUS	
RESERVE FOR UNCOLLECTED TAXES	156,078.00			Cash Liabilities	550,836.73
EMERGENCY EMPLOYMENT ACT OF 1971				Reserves for Receivables	111,544.33
EXPENDITURES	3,501,046.38			Surplus Dec. 31, 1973	350,569.85
				Total	1,012,950.91

6602

Population 1970 3,680  
 Population 1973 3,760  
 S & P Rating  
 Moody Rating

General Tax Rate Per \$100. 3.33  
 State Equalized Tax Rate 3.44

COMMERCIAL TOWNSHIP — CUMBERLAND CO.  
 Form of Government:  
 Township Committee  
 Number of Members on Governing Body 3

PER CAPITA:  
 Gross Debt  
 Net Debt  
 Debt Service  
 Total Tax Levy 190.64  
 Municipal Expenditures 82.15

PER CENT:  
 Gross Debt  
 Net Debt  
 Tax Levy Collected 83.08  
 Tax Levy Cancelled, Abated or Adjusted .64

EXPENDITURES		REVENUES-REALIZED		1973 PROPERTY TAX	
GENERAL GOVERNMENT		1973 Property Taxes Collected		STATE EQUALIZED TAX RATE — 2.18	
Governing Body & Public Boards	6,500.00	1973 Payments in Lieu of Taxes		Local District School Taxes	423,679.00
Municipal Clerk	5,883.40	Delinquent Tax & Lien Collections		Regional & Consolidated School Tax	
Financial Administration	6,548.00	Business Personalty Replacement Taxes		School Taxes in Municipal Budget	
Assessment of Taxes	6,500.00	Taxes from Public Utilities		County Taxes	204,443.33
Collection of Taxes	8,909.00	Other Miscellaneous Tax Revenues		County Library Taxes	
Planning, Housing & Development	1,000.00	State Aid Revenues		Local Municipal Purpose Taxes	14,189.96
Human Resources		Federal Aid Revenues		Veteran & Senior Citizen Taxes	26,900.00
Elections	2,300.00	State and Local Fiscal Assistance Act Utilized		Total Taxes for Rate Computation	669,212.29
General Administration (other)	19,160.02	Sale of Acquired Property		Special District Taxes	54,850.00
JUDICIARY		Other Miscellaneous Revenues		Bank Stock Taxes	810.04
Municipal Courts	4,700.01	Other Revenues, Revenue Sharing Tax Effort		Added and Omitted Taxes	18,852.78
PUBLIC SAFETY		Total		Total Taxes Levied - ABSTRACT	716,825.11
Fire Protection		Prior Years Surplus Appropriated		Total Taxes Billed	729,563.35
Police Protection	5,000.00	REVENUES TOTAL		1973 TAXES COLLECTED	606,105.42
Civil Defense & Disaster Control	1,500.00	CAPITAL OUTLAY TOTAL		1973 Taxes Cancelled, Abated or Adjusted	4,659.80
Environmental Inspection & Control	2,700.00	Public Enterprises		Transfer to Tax Title Liens or Foreclosed	26,069.75
Other Public Safety		Recreation—Culture		Balance Outstanding Dec. 31, 1973	92,728.38
PUBLIC WORKS		Public Works		PRIOR YEARS TAXES OUTSTANDING	
Streets and Drainage	54,111.12	Buildings and Grounds		Balance January 1, 1973	109,505.15
Sewers and Sewage Processing	3,000.00	Library and Education		Collected in 1973	77,578.41
Garbage and Trash Disposal	7,000.00	Conservation		Cancelled, Abated or Adjusted 1973	23,806.45
Public Buildings and Grounds	7,840.00	All Other		Transfers to Tax Title Liens or Foreclosed	6,781.94
Other Public Works		CAPITAL DEBT AUTHORIZED, DECEMBER 31, 1973		Balance December 31, 1973	1,338.35
HEALTH and WELFARE		ISSUED AND UNISSUED GROSS DEBT NET DEBT		TAX TITLE LIENS OUTSTANDING	
Health Services Except Environmental	2,700.00	School		Balance January 1, 1973	81,249.86
Welfare-Public Assistance	2,100.00	Self-liquidating		Transfers From Taxes	32,966.61
Hospitals, Clinics, First Aid	500.00	Other		Redeemed in 1973	13,589.71
Animal, Insect, & Rodent Control	2,300.00	Total		Cancelled, Abated or Adjusted (1973)	
Other Welfare Services	300.00	ISSUED AND OUTSTANDING		Transfers to Foreclosed Property	1,544.50
RECREATION and CONSERVATION		School		Balance December 31, 1973	99,082.26
Beaches and Boardwalks		Self-Liquidating		PROPERTY ACQUIRED BY DEED OR FORECLOSURE	
Parks, Playgrounds, Shade Trees	1,000.00	Other		Balance January 1, 1973	30,000.00
Land Reclamation & Conservation		Total		Transfers From Taxes or Liens	1,544.50
Other Recreational Services	1,000.00	EQUALIZED VALUATION BASIS FOR NET DEBT COMPUTATION		Sale for Cash (1973)	
EDUCATION (excluding schools)		Code Class # of Parcels % VAL'N ASSESSED VALUATION		Cancelled, Abated or Adjusted (1973)	
Libraries		1 Vacant Land 2259 18.31 3,528,200.00		Balance December 31, 1973	31,544.50
Other Educational Services		2 Residential 1637 67.21 12,948,400.00		CURRENT FINANCES DECEMBER 31, 1973	
STATUTORY EXPENDITURES		3 Farm 168 5.10 982,200.00		ASSETS	
Pensions & F. I. C. A.	5,500.00	4a Commercial 94 4.52 871,000.00		Cash Dec. 31, 1973	526,878.77
Employee Fringe Benefits		4b Industrial 25 4.62 890,300.00		Taxes Receivable	94,066.73
Other Statutory Expenditures		4c Apartments 1 .24 45,400.00		Tax Title Liens	99,082.26
MUNICIPAL FUNCTIONS TOTAL	158,051.55	Total 4184 19,265,500.00		Foreclosed Property	31,544.50
CAPITAL IMPROVEMENTS *MEMO*	36,111.12	Land Area 34.00 Sq. Miles		Emergencies & Other Deferred Charges	1,992.43
DEBT SERVICE		Net Valuation Taxable-Municipal		State Aid Receivable	20,540.79
Principal Payments		Net Valuation Taxable-County		Other Receivables	7,917.59
Interest Payments		State Equalized Valuation		Total	782,023.07
DEFERRED CHARGES	10,785.60	State Equalization Ratio 103.60		LIABILITIES, RESERVES, AND SURPLUS	
SCHOOL, COUNTY, SPECIAL DISTRICT TAXES	682,972.33			Cash Liabilities	298,032.27
RESERVE FOR UNCOLLECTED TAXES	133,000.00			Reserves for Receivables	224,693.49
EMERGENCY EMPLOYMENT ACT OF 1971	7,040.00			Surplus Dec. 31, 1973	259,297.31
EXPENDITURES TOTAL	991,849.48			Total	782,023.07



1202

Population 1970 2,265  
 Population 1973 2,260  
 S & P Rating  
 Moody Rating

General Tax Rate Per \$100. 2.12  
 State Equalized Tax Rate 2.23

CRANBURY TOWNSHIP — MIDDLESEX CO.  
 Form of Government:  
 Township Committee  
 Number of members on Governing Body 3

PER CAPITA:  
 Gross Debt 883.95  
 Net Debt 524.34  
 Debt Service 2.57  
 Total Tax Levy 628.41  
 Municipal Expenditures 268.08

PER CENT:  
 Gross Debt 3.97  
 Net Debt 2.35  
 Tax Levy Collected 96.81  
 Tax Levy Cancelled, Abated or Adjusted .84

EXPENDITURES		REVENUES-REALIZED		1973 PROPERTY TAX	
<b>GENERAL GOVERNMENT</b>				<b>STATE EQUALIZED TAX RATE</b> 1.33	
Governing Body & Public Boards		1973 Property Taxes Collected	1,375,699.01	Local District School Taxes	843,952.83
Municipal Clerk		1973 Payments in Lieu of Taxes		Regional & Consolidated School Tax	
Financial Administration	6,000.00	Delinquent Tax & Lien Collections	18,936.86	School Taxes in Municipal Budget	
Assessment of Taxes	8,200.00	Business Personalty Replacement Taxes	85,133.47	County Taxes	.53 334,571.14
Collection of Taxes	5,100.00	Taxes from Public Utilities	85,988.09	County Library Taxes	
Planning, Housing & Development	20,500.00	Other Miscellaneous Tax Revenues		Local Municipal Purpose Taxes	.36 229,818.65
Human Resources		State Aid Revenues	34,442.85	Veteran & Senior Citizen Taxes	.02 10,220.00
Elections	600.00	Federal Aid Revenues		Total Taxes for Rate Computation	2.24 1,418,562.62
General Administration (other)	38,665.00	State and Local Fiscal Assistance Act Utilized	25,421.00	Special District Taxes	
<b>JUDICIARY</b>		Sale of Acquired Property	37,765.10	Bank Stock Taxes	7,695.35
Municipal Courts	16,200.00	Other Miscellaneous Revenues	5,286.29	Added and Omitted Taxes	4,168.80
<b>PUBLIC SAFETY</b>		Other Revenues, Revenue Sharing Tax Effort	1,668,672.67	Total Taxes Levied - ABSTRACT	1,420,206.77
Fire Protection	27,750.00	REVENUES TOTAL	1,808,672.67	Total Taxes Billed	1,421,102.36
Police Protection	115,872.00	Prior Years Surplus Appropriated	140,000.00	1973 TAXES COLLECTED	1,375,699.01
Civil Defense & Disaster Control	100.00	CAPITAL OUTLAY TOTAL	85,932.14	1973 Taxes Cancelled, Abated or Adjusted	11,911.06
Environmental Inspection & Control	1,100.00	Public Enterprises	21,771.42	Transfer to Tax Title Liens or Foreclosed	16.96
Other Public Safety		Recreation—Culture	64,160.72	Balance Outstanding Dec. 31, 1973	33,475.33
<b>PUBLIC WORKS</b>		Public Works		<b>PRIOR YEARS TAXES OUTSTANDING</b>	
Streets and Drainage	157,875.00	Buildings and Grounds		Balance January 1, 1973	18,966.14
Sewers and Sewage Processing	35,135.00	Library and Education		Collected in 1973	18,936.86
Garbage and Trash Disposal	10,100.00	Conservation		Cancelled, Abated or Adjusted 1973	
Public Buildings and Grounds	20,000.00	All Other		Transfers to Tax Title Liens or Foreclosed	29.28
Other Public Works				Balance December 31, 1973	
<b>HEALTH and WELFARE</b>				<b>TAX TITLE LIENS OUTSTANDING</b>	
Health Services Except Environmental	5,325.00			Balance January 1, 1973	
Welfare-Public Assistance	3,300.00			Transfers From Taxes	111.08
Hospitals, Clinics, First Aid	1,650.00			Redeemed in 1973	
Animal, Insect, & Rodent Control	1,100.00			Cancelled, Abated or Adjusted (1973)	
Other Welfare Services				Transfers to Foreclosed Property	
<b>RECREATION and CONSERVATION</b>				Balance December 31, 1973	111.08
Beaches and Boardwalks	17,400.00			<b>PROPERTY ACQUIRED BY DEED OR FORECLOSURE</b>	
Parks, Playgrounds, Shade Trees	4,000.00			Balance January 1, 1973	
Land Reclamation & Conservation				Transfers From Taxes or Liens	
Other Recreational Services				Sale for Cash (1973)	
<b>EDUCATION (excluding schools)</b>				Cancelled, Abated or Adjusted (1973)	
Libraries	19,472.00			Balance December 31, 1973	
Other Educational Services				<b>CURRENT FINANCES DECEMBER 31, 1973</b>	
<b>STATUTORY EXPENDITURES</b>				<b>ASSETS</b>	
Pensions & F. I. C. A.	13,525.87			Cash Dec. 31, 1973	473,377.37
Employee Fringe Benefits				Taxes Receivable	33,475.33
Other Statutory Expenditures				Tax Title Liens	111.08
<b>MUNICIPAL FUNCTIONS</b>				Foreclosed Property	
<b>CAPITAL IMPROVEMENTS</b>				Emergencies & Other Deferred Charges	5,000.00
<b>DEBT SERVICE</b>				State Aid Receivable	19,180.56
Principal Payments	5,000.00			Other Receivables	1,047.22
Interest Payments	800.00			Total	532,191.56
<b>DEFERRED CHARGES</b>				<b>LIABILITIES, RESERVES, AND SURPLUS</b>	
SCHOOL, COUNTY, SPECIAL DISTRICT TAXES	1,178,523.97			Cash Liabilities	254,271.22
RESERVE FOR UNCOLLECTED TAXES	64,000.00			Reserves for Receivables	34,633.63
EMERGENCY EMPLOYMENT ACT OF 1971				Surplus Dec. 31, 1973	243,286.71
<b>EXPENDITURES</b>				Total	532,191.56
TOTAL	1,784,379.97				

# 2003

Population 1970 27,420  
Population 1973 27,635  
S & P Rating A  
Moody Rating A

General Tax Rate Per \$100. 5.24  
State Equalized Tax Rate 3.12

## CRANFORD TOWNSHIP — UNION CO.

Form of Government:  
Township Committee  
Number of Members on Governing Body 5

PER CAPITA: 510.93  
Gross Debt 39.39  
Net Debt 5.44  
Debt Service 394.22  
Total Tax Levy 160.03  
Municipal Expenditures

PER CENT: 4.50  
Gross Debt .35  
Net Debt 98.07  
Tax Levy Collected  
Tax Levy Cancelled, Abated or Adjusted .07

EXPENDITURES		REVENUES-REALIZED		1973 PROPERTY TAX	
<b>GENERAL GOVERNMENT</b>				<b>STATE EQUALIZED TAX RATE</b> 2.05	
Governing Body & Public Boards		1973 Property Taxes Collected 10,682,710.99		Local District School Taxes	7,222,715.25
Municipal Clerk		1973 Payments in Lieu of Taxes 22,147.22		Regional & Consolidated School Tax	
Financial Administration	25,939.00	Delinquent Tax & Lien Collections 193,889.05		School Taxes in Municipal Budget	
Assessment of Taxes	123,279.00	Business Personality Replacement Taxes 255,382.82		County Taxes	1,618,623.21
Collection of Taxes	27,903.00	Taxes from Public Utilities 749,005.52		County Library Taxes	
Planning, Housing & Development	16,501.00	Other Miscellaneous Tax Revenues		Local Municipal Purpose Taxes	1,998,093.83
Human Resources	16,495.00	State Aid Revenues 144,300.19		Veteran & Senior Citizen Taxes	173,080.00
Elections	4,800.00	Federal Aid Revenues		Total Taxes for Rate Computation	11,012,512.29
General Administration (other)	263,333.00	State and Local Fiscal Assistance Act Utilized 246,243.33		Special District Taxes	
<b>JUDICIARY</b>		Sale of Acquired Property		Bank Stock Taxes	13,590.41
Municipal Courts	38,197.00	Other Miscellaneous Revenues 388,580.20		Added and Omitted Taxes	41,157.90
<b>PUBLIC SAFETY</b>		Other Revenues, Revenue Sharing Tax Effort 80,521.46		Total Taxes Levied - ABSTRACT	10,894,180.60
Fire Protection	555,049.35	Total 12,762,780.78		Total Taxes Billed	10,893,311.43
Police Protection	839,932.89	Prior Years Surplus Appropriated 750,000.00		1973 TAXES COLLECTED	10,682,710.99
Civil Defense & Disaster Control	2,300.00	REVENUES TOTAL 13,512,780.78		1973 Taxes Cancelled, Abated or Adjusted	8,123.60
Environmental Inspection & Control	25,385.00	CAPITAL OUTLAY TOTAL 415,907.67		Transfer to Tax Title Liens or Foreclosed	7,859.64
Other Public Safety	9,900.00	Public Enterprises 176,696.04		Balance Outstanding Dec. 31, 1973	194,617.20
<b>PUBLIC WORKS</b>		Recreation—Culture 75,522.85		<b>PRIOR YEARS TAXES OUTSTANDING</b>	
Streets and Drainage	414,934.00	Public Works 131,198.86		Balance January 1, 1973	236,948.16
Sewers and Sewage Processing	325,890.18	Buildings and Grounds 32,489.92		Collected in 1973	181,203.97
Garbage and Trash Disposal		Library and Education		Cancelled, Abated or Adjusted 1973	
Public Buildings and Grounds	74,709.00	Conservation		Transfers to Tax Title Liens or Foreclosed	
Other Public Works	108,575.00	All Other		Balance December 31, 1973	55,744.19
<b>HEALTH and WELFARE</b>		CAPITAL DEBT AUTHORIZED, DECEMBER 31, 1973		<b>TAX TITLE LIENS OUTSTANDING</b>	
Health Services Except Environmental	48,480.00	ISSUED AND UNISSUED GROSS DEBT NET DEBT		Balance January 1, 1973	22,562.59
Welfare-Public Assistance	6,100.00	School 11,456,000		Transfers From Taxes	7,859.64
Hospitals, Clinics, First Aid	6,200.00	Self-Liquidating 1,575,000		Redeemed in 1973	12,685.08
Animal, Insect, & Rodent Control		Other 1,088,500		Cancelled, Abated or Adjusted (1973)	
Other Welfare Services		Total 14,119,500		Transfers to Foreclosed Property	
<b>RECREATION and CONSERVATION</b>		ISSUED AND OUTSTANDING		Balance December 31, 1973	17,737.15
Beaches and Boardwalks		School 11,456,000.00		<b>PROPERTY ACQUIRED BY DEED OR FORECLOSURE</b>	
Parks, Playgrounds, Shade Trees	66,250.00	Self-Liquidating 1,575,000.00		Balance January 1, 1973	2,482,300.00
Land Reclamation & Conservation	30,725.00	Other 1,007,700.00		Transfers From Taxes or Liens	
Other Recreational Services	96,500.00	Total 14,038,700.00		Sale for Cash (1973)	
<b>EDUCATION (excluding schools)</b>		EQUALIZED VALUATION BASIS FOR NET DEBT COMPUTATION 313,567,579.00		Cancelled, Abated or Adjusted (1973)	
Libraries	141,465.00	REAL PROPERTY VALUATIONS		Balance December 31, 1973	2,482,300.00
Other Educational Services		Code Class # of Parcels % VAL'N ASSESSED VALUATION		<b>CURRENT FINANCES DECEMBER 31, 1973</b>	
<b>STATUTORY EXPENDITURES</b>		1 Vacant Land 256 .88 1,812,600.00		<b>ASSETS</b>	
Pensions & F. I. C. A.	266,000.00	2 Residential 6859 75.25 155,566,400.00		Cash Dec. 31, 1973	1,961,005.66
Employee Fringe Benefits	61,000.00	3 Farm 4 .04 76,800.00		Taxes Receivable	250,361.39
Other Statutory Expenditures		4a Commercial 224 12.97 26,804,400.00		Tax Title Liens	17,737.15
<b>MUNICIPAL FUNCTIONS</b>		4b Industrial 55 8.51 17,585,600.00		Foreclosed Property	2,482,300.00
CAPITAL IMPROVEMENTS *MEMO*	300,000.00	4c Apartments 12 2.36 4,887,600.00		Emergencies & Other Deferred Charges	149,000.00
<b>DEBT SERVICE</b>		Total 7410 206,733,400.00		State Aid Receivable	49,638.00
Principal Payments	125,000.00	Land Area 4.90 Sq. Miles		Other Receivables	195,958.78
Interest Payments	25,319.00	Net Valuation Taxable-Municipal 210,173,700.00		Total	5,106,000.98
<b>DEFERRED CHARGES</b>		Net Valuation Taxable-County 331,086,360.00		<b>LIABILITIES, RESERVES, AND SURPLUS</b>	
SCHOOL, COUNTY, SPECIAL DISTRICT TAXES	20,871.00	State Equalized Valuation 350,978,896.00		Cash Liabilities	711,838.69
RESERVE FOR UNCOLLECTED TAXES	8,841,338.46	State Equalization Ratio 59.57		Reserves for Receivables	2,946,357.32
EMERGENCY EMPLOYMENT ACT OF 1971	655,406.61			Surplus Dec. 31, 1973	1,447,804.97
<b>EXPENDITURES TOTAL</b>	13,263,777.49			Total	5,106,000.98

0208

Population 1970 8,305  
 Population 1973 8,325  
 S & P Rating BBB  
 Moody Rating A

General Tax Rate Per \$100. 5.46  
 State Equalized Tax Rate 2.96

## CRESSKILL BOROUGH — BERGEN CO.

Form of Government:

Borough Council

Number of Members on Governing Body 6

PER CAPITA:

Gross Debt 342.69  
 Net Debt 75.43  
 Debt Service 7.89  
 Total Tax Levy 430.30  
 Municipal Expenditures 197.35

PER CENT:

Gross Debt 2.59  
 Net Debt .57  
 Tax Levy Collected 98.05  
 Tax Levy Cancelled, Abated or Adjusted .59

EXPENDITURES		REVENUES-REALIZED		1973 PROPERTY TAX	
<b>GENERAL GOVERNMENT</b>				<b>STATE EQUALIZED TAX RATE</b> <u>1.77</u>	
Governing Body & Public Boards		1973 Property Taxes Collected	3,518,204.69	Local District School Taxes	2,158,794.00
Municipal Clerk		1973 Payments in Lieu of Taxes	17,181.83	Regional & Consolidated School Tax	
Financial Administration	9,402.50	Delinquent Tax & Lien Collections	78,247.87	School Taxes in Municipal Budget	
Assessment of Taxes	8,169.50	Business Personalty Replacement Taxes	46,233.49	County Taxes	412,379.49
Collection of Taxes	31,597.00	Taxes from Public Utilities	214,176.58	County Library Taxes	
Planning, Housing & Development	3,715.00	Other Miscellaneous Tax Revenues		Local Municipal Purpose Taxes	992,062.44
Human Resources		State Aid Revenues	40,582.54	Veteran & Senior Citizen Taxes	56,820.00
Elections	1,250.00	Federal Aid Revenues		Total Taxes for Rate Computation	3,620,055.93
General Administration (other)	95,092.00	State and Local Fiscal Assistance Act Utilized	66,746.00	Special District Taxes	
<b>JUDICIARY</b>		Sale of Acquired Property		Bank Stock Taxes	3,712.11
Municipal Courts	8,175.00	Other Miscellaneous Revenues	101,030.45	Added and Omitted Taxes	15,302.62
<b>PUBLIC SAFETY</b>		Other Revenues, Revenue Sharing Tax Effort	23,218.59	Total Taxes Levied - ABSTRACT	3,582,250.66
Fire Protection	52,160.00	Total	4,105,622.04	Total Taxes Billed	3,588,120.20
Police Protection	305,796.00	Prior Years Surplus Appropriated	148,000.00	1973 TAXES COLLECTED	3,518,204.69
Civil Defense & Disaster Control	750.00	REVENUES TOTAL	4,253,622.04	1973 Taxes Cancelled, Abated or Adjusted	21,068.78
Environmental Inspection & Control	6,380.00			Transfer to Tax Title Liens or Foreclosed	398.58
Other Public Safety				Balance Outstanding Dec. 31, 1973	48,448.15
<b>PUBLIC WORKS</b>		<b>CAPITAL OUTLAY TOTAL</b>	1,628.99	<b>PRIOR YEARS TAXES OUTSTANDING</b>	
Streets and Drainage	258,585.00	Public Enterprises		Balance January 1, 1973	75,435.25
Sewers and Sewage Processing	115,010.00	Recreation—Culture		Collected in 1973	73,933.72
Garbage and Trash Disposal	175,664.25	Public Works	1,619.99	Cancelled, Abated or Adjusted 1973	272.53
Public Buildings and Grounds	90,075.00	Buildings and Grounds	9.00	Transfers to Tax Title Liens or Foreclosed	
Other Public Works	21,600.00	Library and Education		Balance December 31, 1973	1,229.00
<b>HEALTH and WELFARE</b>		Conservation		<b>TAX TITLE LIENS OUTSTANDING</b>	
Health Services Except Environmental	23,672.00	All Other		Balance January 1, 1973	7,336.96
Welfare—Public Assistance	2,295.00			Transfers From Taxes	398.58
Hospitals, Clinics, First Aid		<b>CAPITAL DEBT AUTHORIZED, DECEMBER 31, 1973</b>		Redeemed in 1973	4,314.15
Animal, Insect, & Rodent Control	200.00	ISSUED AND UNISSUED		Cancelled, Abated or Adjusted (1973)	
Other Welfare Services		School	2,182,000	Transfers to Foreclosed Property	
<b>RECREATION and CONSERVATION</b>		Self-Liquidating	162,500	Balance December 31, 1973	3,421.39
Beaches and Boardwalks		Other	508,389	<b>PROPERTY ACQUIRED BY DEED OR FORECLOSURE</b>	
Parks, Playgrounds, Shade Trees	25,915.00	Total	2,852,889	Balance January 1, 1973	88,625.00
Land Reclamation & Conservation				Transfers From Taxes or Liens	
Other Recreational Services	21,000.00	ISSUED AND OUTSTANDING		Sale for Cash (1973)	
<b>EDUCATION (excluding schools)</b>		School	2,132,000.00	Cancelled, Abated or Adjusted (1973)	
Libraries	34,500.00	Self-Liquidating	160,000.00	Balance December 31, 1973	88,625.00
Other Educational Services		Other	389,000.00	<b>CURRENT FINANCES DECEMBER 31, 1973</b>	
<b>STATUTORY EXPENDITURES</b>		Total	2,681,000.00	<b>ASSETS</b>	
Pensions & F. I. C. A.	57,565.00	<b>EQUALIZED VALUATION BASIS</b>		Cash Dec. 31, 1973	1,314,209.13
Employee Fringe Benefits	19,500.00	<b>FOR NET DEBT COMPUTATION</b>	110,042,555.67	Taxes Receivable	49,677.15
Other Statutory Expenditures		<b>REAL PROPERTY VALUATIONS</b>		Tax Title Liens	3,421.39
<b>MUNICIPAL FUNCTIONS TOTAL</b>	1,368,068.25	Code Class # of Parcels % VAL'N		Foreclosed Property	88,625.00
<b>CAPITAL IMPROVEMENTS *MEMO*</b>	116,450.00	1 Vacant Land 183 3.33	2,200,483.00	Emergencies & Other Deferred Charges	39,360.04
<b>DEBT SERVICE</b>		2 Residential 2228 81.12	53,638,900.00	State Aid Receivable	3,081.58
Principal Payments	49,000.00	3 Farm		Other Receivables	17,594.96
Interest Payments	16,715.00	4a Commercial 62 12.87	8,508,380.00	Total	1,515,969.25
<b>DEFERRED CHARGES</b>	41,271.74	4b Industrial 5 2.47	1,632,100.00	<b>LIABILITIES, RESERVES, AND SURPLUS</b>	
<b>SCHOOL, COUNTY, SPECIAL DISTRICT TAXES</b>	2,571,173.49	4c Apartments 5 .22	145,400.00	Cash Liabilities	1,053,492.09
<b>RESERVE FOR UNCOLLECTED TAXES</b>	167,872.28	Total 2483	66,125,263.00	Reserves for Receivables	159,318.50
<b>EMERGENCY EMPLOYMENT ACT OF 1971</b>		Land Area 2.00 Sq. Miles		Surplus Dec. 31, 1973	303,158.66
<b>EXPENDITURES TOTAL</b>	4,214,100.76	Net Valuation Taxable-Municipal	66,396,297.00	Total	1,515,969.25
		Net Valuation Taxable-County	110,957,266.00		
		State Equalized Valuation	121,870,545.00		
		State Equalization Ratio	54.38		

1310

Population 1970 2,410  
 Population 1973 2,450  
 S & P Rating  
 Moody Rating

General Tax Rate Per \$100. 2.92  
 State Equalized Tax Rate 2.65

## DEAL BOROUGH — MONMOUTH CO.

Form of Government:

Commission (1911)

Number of Members on Governing Body 3

PER CAPITA:

Gross Debt 277.18  
 Net Debt 188.61  
 Debt Service 26.09  
 Total Tax Levy 579.56  
 Municipal Expenditures 397.40

PER CENT:

Gross Debt 1.47  
 Net Debt 1.00  
 Tax Levy Collected 95.61  
 Tax Levy Cancelled, Abated or Adjusted .02

EXPENDITURES		REVENUES-REALIZED		1973 PROPERTY TAX	
GENERAL GOVERNMENT				STATE EQUALIZED TAX RATE 1.21	
Governing Body & Public Boards				Local District School Taxes 652,764.50	
Municipal Clerk				Regional & Consolidated School Tax	
Financial Administration	3,408.48			School Taxes in Municipal Budget	
Assessment of Taxes	4,514.12			County Taxes .57 308,449.84	
Collection of Taxes	11,535.79			County Library Taxes .02 11,910.20	
Planning, Housing & Development	1,320.00			Local Municipal Purpose Taxes .82 438,423.28	
Human Resources				Veteran & Senior Citizen Taxes .02 10,560.00	
Elections	381.23			Total Taxes for Rate Computation 2.64 1,422,107.82	
General Administration (other)	92,810.12			Special District Taxes	
JUDICIARY				Bank Stock Taxes 2,401.38	
Municipal Courts	3,599.10			Added and Omitted Taxes 5,977.77	
PUBLIC SAFETY				Total Taxes Levied - ABSTRACT 1,419,926.97	
Fire Protection	54,298.89			Total Taxes Billed 1,422,354.43	
Police Protection	204,073.24			1973 TAXES COLLECTED 1,359,962.25	
Civil Defense & Disaster Control				1973 Taxes Cancelled, Abated or Adjusted 216.64	
Environmental Inspection & Control	1,000.00			Transfer to Tax Title Liens or Foreclosed 825.23	
Other Public Safety				Balance Outstanding Dec. 31, 1973 61,350.31	
PUBLIC WORKS				PRIOR YEARS TAXES OUTSTANDING	
Streets and Drainage	90,330.56			Balance January 1, 1973 60,811.96	
Sewers and Sewage Processing	41,164.94			Collected in 1973 60,345.53	
Garbage and Trash Disposal	34,074.94			Cancelled, Abated or Adjusted 1973 .01	
Public Buildings and Grounds	7,562.31			Transfers to Tax Title Liens or Foreclosed 466.42	
Other Public Works	420.00			Balance December 31, 1973	
HEALTH and WELFARE				TAX TITLE LIENS OUTSTANDING	
Health Services Except Environmental	2,001.60			Balance January 1, 1973 1,968.47	
Welfare-Public Assistance	3,930.00			Transfers From Taxes 1,381.68	
Hospitals, Clinics, First Aid	500.00			Redeemed in 1973	
Animal, Insect, & Rodent Control	700.00			Cancelled, Abated or Adjusted (1973)	
Other Welfare Services				Transfers to Foreclosed Property 2,047.20	
RECREATION and CONSERVATION				Balance December 31, 1973 1,302.95	
Beaches and Boardwalks	165,499.02			PROPERTY ACQUIRED BY DEED OR	
Parks, Playgrounds, Shade Trees	3,085.55			FORECLOSURE	
Land Reclamation & Conservation				Balance January 1, 1973 6,702.80	
Other Recreational Services	3,895.70			Transfers From Taxes or Liens 2,047.20	
EDUCATION (excluding schools)				Sale for Cash (1973)	
Libraries	500.00			Cancelled, Abated or Adjusted (1973)	
Other Educational Services				Balance December 31, 1973 8,750.00	
STATUTORY EXPENDITURES				CURRENT FINANCES DECEMBER 31, 1973	
Pensions & F. I. C. A.	60,639.73			ASSETS	
Employee Fringe Benefits	13,737.64			Cash Dec. 31, 1973 640,577.40	
Other Statutory Expenditures				Taxes Receivable 61,350.32	
MUNICIPAL FUNCTIONS TOTAL	805,032.96			Tax Title Liens 1,302.95	
CAPITAL IMPROVEMENTS *MEMU*	83,630.25			Foreclosed Property 8,750.00	
DEBT SERVICE				Emergencies & Other Deferred Charges 24,075.00	
Principal Payments	50,000.00			State Aid Receivable	
Interest Payments	13,925.00			Other Receivables 1,452.37	
DEFERRED CHARGES	33,196.60			Total 737,508.04	
SCHOOL, COUNTY, SPECIAL DISTRICT TAXES	973,124.54			LIABILITIES, RESERVES, AND SURPLUS	
RESERVE FOR UNCOLLECTED TAXES	71,466.23			Cash Liabilities 231,160.44	
EMERGENCY EMPLOYMENT ACT OF 1971				Reserves for Receivables 72,855.64	
EXPENDITURES TOTAL	1,946,745.33			Surplus Dec. 31, 1973 433,491.96	
				Total 737,508.04	

0603

Population 1970 2,480  
 Population 1973 2,650  
 S & P Rating  
 Moody Rating

General Tax Rate Per \$100. 5.64  
 State Equalized Tax Rate 4.11

DEERFIELD TOWNSHIP — CUMBERLAND CO.  
 Form of Government:  
 Township Committee  
 Number of Members on Governing Body 5

PER CAPITA:  
 Gross Debt 138.87  
 Net Debt 53.58  
 Debt Service 5.28  
 Total Tax Levy 256.94  
 Municipal Expenditures 122.78

PER CENT:  
 Gross Debt 2.56  
 Net Debt .99  
 Tax Levy Collected 84.37  
 Tax Levy Cancelled, Abated or Adjusted

EXPENDITURES		REVENUES-REALIZED		1973 PROPERTY TAX	
<b>GENERAL GOVERNMENT</b>				STATE EQUALIZED TAX RATE — 2.48	
Governing Body & Public Boards		1973 Property Taxes Collected	574,465.27	Local District School Taxes	407,983.70
Municipal Clerk		1973 Payments in Lieu of Taxes		Regional & Consolidated School Tax	
Financial Administration	5,000.00	Delinquent Tax & Lien Collections	124,425.55	School Taxes in Municipal Budget	
Assessment of Taxes	3,550.00	Business Personalty Replacement Taxes	16,344.98	County Taxes	178,466.75
Collection of Taxes	3,950.00	Taxes from Public Utilities	62,072.03	County Library Taxes	
Planning, Housing & Development	1,400.00	Other Miscellaneous Tax Revenues		Local Municipal Purpose Taxes	77,798.84
Human Resources		State Aid Revenues	16,206.95	Veteran & Senior Citizen Taxes	12,390.00
Elections		Federal Aid Revenues	12,568.60	Total Taxes for Rate Computation	676,639.29
General Administration (other)	25,650.00	State and Local Fiscal Assistance Act Utilized	18,972.00	Special District Taxes	
<b>JUDICIARY</b>		Sale of Acquired Property	4,000.00	Bank Stock Taxes	601.16
Municipal Courts	9,100.00	Other Miscellaneous Revenues	31,119.85	Added and Omitted Taxes	16,028.88
<b>PUBLIC SAFETY</b>		Other Revenues, Revenue Sharing Tax Effort	7,700.00	Total Taxes Levied - ABSTRACT	680,879.33
Fire Protection	6,000.00	Total	867,875.23	Total Taxes Billed	680,879.33
Police Protection	23,574.00	Prior Years Surplus Appropriated	50,000.00	1973 TAXES COLLECTED	574,465.27
Civil Defense & Disaster Control	800.00	REVENUES TOTAL	917,875.23	1973 Taxes Cancelled, Abated or Adjusted	
Environmental Inspection & Control	550.00	CAPITAL OUTLAY TOTAL	16,536.75	Transfer to Tax Title Liens or Foreclosed	
Other Public Safety				Balance Outstanding Dec. 31, 1973	106,414.06
<b>PUBLIC WORKS</b>				<b>PRIOR YEARS TAXES OUTSTANDING</b>	
Streets and Drainage	21,006.67	Public Enterprises		Balance January 1, 1973	111,879.08
Sewers and Sewage Processing		Recreation—Culture		Collected in 1973	93,512.00
Garbage and Trash Disposal	3,876.00	Public Works		Cancelled, Abated or Adjusted 1973	
Public Buildings and Grounds	10,950.00	Buildings and Grounds	16,536.75	Transfers to Tax Title Liens or Foreclosed	
Other Public Works		Library and Education		Balance December 31, 1973	18,367.08
<b>HEALTH and WELFARE</b>		Conservation		<b>TAX TITLE LIENS OUTSTANDING</b>	
Health Services Except Environmental	3,000.00	All Other		Balance January 1, 1973	74,398.31
Welfare-Public Assistance	525.00			Transfers From Taxes	
Hospitals, Clinics, First Aid				Redeemed in 1973	30,913.55
Animal, Insect, & Rodent Control				Cancelled, Abated or Adjusted (1973)	
Other Welfare Services				Transfers to Foreclosed Property	
<b>RECREATION and CONSERVATION</b>				Balance December 31, 1973	43,484.76
Beaches and Boardwalks				<b>PROPERTY ACQUIRED BY DEED OR FORECLOSURE</b>	
Parks, Playgrounds, Shade Trees				Balance January 1, 1973	4,000.00
Land Reclamation & Conservation				Transfers From Taxes or Liens	
Other Recreational Services				Sale for Cash (1973)	4,000.00
<b>EDUCATION (excluding schools)</b>				Cancelled, Abated or Adjusted (1973)	
Libraries				Balance December 31, 1973	
Other Educational Services				<b>CURRENT FINANCES DECEMBER 31, 1973.</b>	
<b>STATUTORY EXPENDITURES</b>				ASSETS	
Pensions & F. I. C. A.	3,834.00			Cash Dec. 31, 1973	492,600.88
Employee Fringe Benefits				Taxes Receivable	124,781.14
Other Statutory Expenditures				Tax Title Liens	43,484.76
<b>MUNICIPAL FUNCTIONS</b>				Foreclosed Property	
CAPITAL IMPROVEMENTS *MEMO*	2,500.00			Emergencies & Other Deferred Charges	
<b>DEBT SERVICE</b>				State Aid Receivable	5,000.00
Principal Payments	5,000.00			Other Receivables	7,220.11
Interest Payments	9,000.00			Total	673,086.89
<b>DEFERRED CHARGES</b>				<b>LIABILITIES, RESERVES, AND SURPLUS</b>	
SCHOOL, COUNTY, SPECIAL DISTRICT TAXES	1,923.97			Cash Liabilities	224,523.54
RESERVE FOR UNCOLLECTED TAXES	586,450.45			Reserves for Receivables	175,486.01
EMERGENCY EMPLOYMENT ACT OF 1971	169,888.51			Surplus Dec. 31, 1973	273,077.34
<b>EXPENDITURES TOTAL</b>	911,810.45			Total	673,086.89

0309

Population 1970 4,165  
 Population 1973 4,215  
 S & P Rating  
 Moody Rating

General Tax Rate Per \$100. 2.55  
 State Equalized Tax Rate 2.89

DELANCO TOWNSHIP — BURLINGTON CO.  
 Form of Government:  
 Township Committee  
 Number of Members on Governing Body 3

PER CAPITA: 76.63  
 Gross Debt 38.67  
 Net Debt 1.97  
 Debt Service 230.50  
 Total Tax Levy 106.09  
 Municipal Expenditures

PER CENT: 1.14  
 Gross Debt .57  
 Net Debt 93.73  
 Tax Levy Collected  
 Tax Levy Cancelled, Abated or Adjusted 1.22

EXPENDITURES		REVENUES-REALIZED		1973 PROPERTY TAX	
GENERAL GOVERNMENT		1973 Property Taxes Collected		STATE EQUALIZED TAX RATE 1.38	
Governing Body & Public Boards		1973 Payments in Lieu of Taxes	911,992.60	Local District School Taxes	669,224.65
Municipal Clerk	10,425.00	Delinquent Tax & Lien Collections	43,413.10	Regional & Consolidated School Tax	
Financial Administration	3,598.00	Business Personalty Replacement Taxes	140,096.42	School Taxes in Municipal Budget	
Assessment of Taxes	5,115.00	Taxes from Public Utilities	83,287.45	County Taxes	190,410.92
Collection of Taxes	2,425.00	Other Miscellaneous Tax Revenues	18,425.18	County Library Taxes	7,030.87
Planning, Housing & Development		State Aid Revenues	3,991.47	Local Municipal Purpose Taxes	80,938.00
Human Resources		Federal Aid Revenues	25,146.00	Veteran & Senior Citizen Taxes	27,300.00
Elections	40,042.00	State and Local Fiscal Assistance Act Utilized	28,526.97	Total Taxes for Rate Computation	974,904.44
General Administration (other)	5,850.00	Sale of Acquired Property	10,388.84	Special District Taxes	22,000.00
JUDICIARY		Other Miscellaneous Revenues	1,265,268.03	Bank Stock Taxes	1,542.46
Municipal Courts		Other Revenues, Revenue Sharing Tax Effort	64,000.00	Added and Omitted Taxes	971,546.90
PUBLIC SAFETY		Prior Years Surplus Appropriated	41,644.20	Total Taxes Levied - ABSTRACT	973,031.10
Fire Protection	87,637.00	REVENUES TOTAL	1,329,268.03	Total Taxes Billed	911,992.60
Police Protection	1,050.00	CAPITAL OUTLAY TOTAL	41,644.20	1973 TAXES COLLECTED	11,864.70
Civil Defense & Disaster Control		Public Enterprises		1973 Taxes Cancelled, Abated or Adjusted	2,831.85
Environmental Inspection & Control		Recreation—Culture		Transfer to Tax Title Liens or Foreclosed	46,341.95
Other Public Safety		Public Works		Balance Outstanding Dec. 31, 1973	
PUBLIC WORKS		Buildings and Grounds		PRIOR YEARS TAXES OUTSTANDING	
Streets and Drainage	75,716.00	Library and Education		Balance January 1, 1973	41,474.58
Sewers and Sewage Processing	37,550.00	Conservation		Collected in 1973	39,467.44
Garbage and Trash Disposal	13,147.00	All Other		Cancelled, Abated or Adjusted 1973	492.93
Public Buildings and Grounds				Transfers to Tax Title Liens or Foreclosed,	1,514.21
Other Public Works				Balance December 31, 1973	
HEALTH and WELFARE				TAX TITLE LIENS OUTSTANDING	
Health Services Except Environmental	2,790.00			Balance January 1, 1973	6,808.86
Welfare-Public Assistance	3,260.00			Transfers From Taxes	3,389.48
Hospitals, Clinics, First Aid				Redeemed in 1973	3,945.66
Animal, Insect, & Rodent Control				Cancelled, Abated or Adjusted (1973)	
Other Welfare Services				Transfers to Foreclosed Property	6,252.68
RECREATION and CONSERVATION				Balance December 31, 1973	
Beaches and Boardwalks	8,120.00			PROPERTY ACQUIRED BY DEED OR	
Parks, Playgrounds, Shade Trees	14,760.00			FORECLOSURE	
Land Reclamation & Conservation				Balance January 1, 1973	
Other Recreational Services	13,160.00			Transfers From Taxes or Liens	
EDUCATION (excluding schools)				Sale for Cash (1973)	
Libraries				Cancelled, Abated or Adjusted (1973)	
Other Educational Services				Balance December 31, 1973	
STATUTORY EXPENDITURES				CURRENT FINANCES DECEMBER 31, 1973	
Pensions & F. I. C. A.	14,800.00			ASSETS	
Employee Fringe Benefits	5,600.00			Cash Dec. 31, 1973	357,737.69
Other Statutory Expenditures				Taxes Receivable	47,856.16
MUNICIPAL FUNCTIONS				Tax Title Liens	6,252.68
CAPITAL IMPROVEMENTS	35,000.00			Foreclosed Property	
DEBT SERVICE				Emergencies & Other Deferred Charges	30,127.00
Principal Payments	3,311.00			State Aid Receivable	21,245.24
Interest Payments	5,000.00			Other Receivables	44,849.78
DEFERRED CHARGES				Total	508,068.58
SCHOOL, COUNTY, SPECIAL DISTRICT TAXES	11,560.00			LIABILITIES, RESERVES, AND SURPLUS	
RESERVE FOR UNCOLLECTED TAXES	888,666.44			Cash Liabilities	333,908.71
EMERGENCY EMPLOYMENT ACT OF 1971	79,000.00			Reserves for Receivables	98,958.62
EXPENDITURES TOTAL	1,335,832.44			Surplus Dec. 31, 1973	75,201.25
				Total	508,068.58

1977

Population 1970 3,260  
 Population 1973 3,395  
 S & P Rating  
 Moody Rating

General Tax Rate Per \$100. 2.95  
 State Equalized Tax Rate 2.83

## DELAWARE TOWNSHIP — HUNTERDON CO.

Form of Government:  
 Township Committee  
 Number of Members on Governing Body 3

PER CAPITA: 397.63  
 Gross Debt 10.60  
 Net Debt  
 Debt Service 440.37  
 Total Tax Levy 137.47  
 Municipal Expenditures

PER CENT: 2.96  
 Gross Debt .08  
 Net Debt 89.53  
 Tax Levy Collected  
 Tax Levy Cancelled, Abated or Adjusted 2.37

EXPENDITURES		REVENUES-REALIZED		1973 PROPERTY TAX	
GENERAL GOVERNMENT		1973 Property Taxes Collected		STATE EQUALIZED TAX RATE 1.16	
Governing Body & Public Boards		1973 Payments in Lieu of Taxes	1,343,287.87	Local District School Taxes	618,633.75
Municipal Clerk		Delinquent Tax & Lien Collections	148,892.64	Regional & Consolidated School Tax	460,246.37
Financial Administration	6,800.00	Business Personalty Replacement Taxes	40,078.84	School Taxes in Municipal Budget	
Assessment of Taxes	7,500.00	Taxes from Public Utilities	63,103.89	County Taxes	218,126.01
Collection of Taxes	6,050.00	Other Miscellaneous Tax Revenues		County Library Taxes	11,195.15
Planning, Housing & Development	7,500.00	State Aid Revenues	20,200.52	Local Municipal Purpose Taxes	174,429.37
Human Resources		Federal Aid Revenues	19,398.00	Veteran & Senior Citizen Taxes	19,760.00
Elections		State and Local Fiscal Assistance Act Utilized		Total Taxes for Rate Computation	1,502,390.65
General Administration (other)	31,575.00	Sale of Acquired Property	74,743.66	Special District Taxes	110.75
JUDICIARY		Other Miscellaneous Revenues	23,676.71	Bank Stock Taxes	12,301.52
Municipal Courts	4,800.00	Other Revenues, Revenue Sharing Tax Effort	1,733,382.13	Added and Omitted Taxes	1,495,042.92
PUBLIC SAFETY		Prior Years Surplus Appropriated	103,040.31	Total Taxes Levied - ABSTRACT	1,500,390.81
Fire Protection	5,450.00	REVENUES TOTAL	1,836,422.44	Total Taxes Billed	1,343,287.87
Police Protection	20,850.00			1973 TAXES COLLECTED	
Civil Defense & Disaster Control	250.00			1973 Taxes Cancelled, Abated or Adjusted	35,589.67
Environmental Inspection & Control	5,100.00			Transfer to Tax Title Liens or Foreclosed	1,566.45
Other Public Safety				Balance Outstanding Dec. 31, 1973	119,946.82
PUBLIC WORKS				PRIOR YEARS TAXES OUTSTANDING	
Streets and Drainage	153,051.12			Balance January 1, 1973	168,033.19
Sewers and Sewage Processing				Collected in 1973	148,892.64
Garbage and Trash Disposal				Cancelled, Abated or Adjusted 1973	3,286.22
Public Buildings and Grounds	19,450.00			Transfers to Tax Title Liens or Foreclosed	201.02
Other Public Works				Balance December 31, 1973	15,653.31
HEALTH and WELFARE				TAX TITLE LIENS OUTSTANDING	
Health Services Except Environmental	2,150.00			Balance January 1, 1973	4,001.89
Welfare-Public Assistance	1,315.00			Transfers From Taxes	1,806.37
Hospitals, Clinics, First Aid				Redeemed in 1973	
Animal, Insect, & Rodent Control				Cancelled, Abated or Adjusted (1973)	
Other Welfare Services				Transfers to Foreclosed Property	
RECREATION and CONSERVATION				Balance December 31, 1973	5,808.26
Beaches and Boardwalks				PROPERTY ACQUIRED BY DEED OR	
Parks, Playgrounds, Shade Trees				FORECLOSURE	
Land Reclamation & Conservation	750.00			Balance January 1, 1973	
Other Recreational Services	500.00			Transfers From Taxes or Liens	
EDUCATION (excluding schools)				Sale for Cash (1973)	
Libraries				Cancelled, Abated or Adjusted (1973)	
Other Educational Services				Balance December 31, 1973	
STATUTORY EXPENDITURES				CURRENT FINANCES DECEMBER 31, 1973	
Pensions & F. I. C. A.	8,856.00			ASSETS	
Employee Fringe Benefits	2,500.00			Cash Dec. 31, 1973	815,497.27
Other Statutory Expenditures				Taxes Receivable	135,600.13
MUNICIPAL FUNCTIONS TOTAL	284,447.12			Tax Title Liens	5,808.26
CAPITAL IMPROVEMENTS *M.E.M.C.*	72,498.00			Foreclosed Property	
DEBT SERVICE				Emergencies & Other Deferred Charges	2,262.17
Principal Payments				State Aid Receivable	37,850.99
Interest Payments				Other Receivables	15,453.19
DEFERRED CHARGES	7,727.71			Total	1,012,472.01
SCHOOL, COUNTY, SPECIAL DISTRICT TAXES	1,308,201.28			LIABILITIES, RESERVES, AND SURPLUS	
RESERVE FOR UNCOLLECTED TAXES	174,540.12			Cash Liabilities	79,936.21
EMERGENCY EMPLOYMENT ACT OF 1971				Reserves for Receivables	156,861.58
EXPENDITURES TOTAL	1,774,916.23			Surplus Dec. 31, 1973	775,674.22
				Total	1,012,472.01

0310

Population 1970 **10,085**  
 Population 1973 **11,125**  
 S & P Rating  
 Moody Rating

General Tax Rate Per \$100. **3.14**  
 State Equalized Tax Rate **3.03**

DELRAN TOWNSHIP — BURLINGTON CO.  
 Form of Government:  
 Mayor-Council Plan D (OMCL50)  
 Number of Members on Governing Body 5

PER CAPITA:  
 Gross Debt **852.65**  
 Net Debt **523.31**  
 Debt Service **5.63**  
 Total Tax Levy **328.42**  
 Municipal Expenditures **124.86**

PER CENT:  
 Gross Debt **10.36**  
 Net Debt **6.36**  
 Tax Levy Collected **94.67**  
 Tax Levy Cancelled, Abated or Adjusted **.41**

EXPENDITURES		REVENUES-REALIZED		1973 PROPERTY TAX	
GENERAL GOVERNMENT				STATE EQUALIZED TAX RATE <b>2.15</b>	
Governing Body & Public Boards	13,500.00	1973 Property Taxes Collected <b>3,463,626.01</b>		Local District School Taxes	2,392,015.00
Municipal Clerk	17,210.00	1973 Payments in Lieu of Taxes		Regional & Consolidated School Tax	
Financial Administration	15,029.50	Delinquent Tax & Lien Collections <b>348,346.18</b>		School Taxes in Municipal Budget	
Assessment of Taxes	10,852.00	Business Personalty Replacement Taxes <b>145,561.45</b>		County Taxes	670,671.83
Collection of Taxes	16,250.00	Taxes from Public Utilities <b>219,777.82</b>		County Library Taxes	24,873.05
Planning, Housing & Development	51,783.00	Other Miscellaneous Tax Revenues		Local Municipal Purpose Taxes	245,451.41
Human Resources		State Aid Revenues <b>48,312.93</b>		Veteran & Senior Citizen Taxes	51,770.00
Elections		Federal Aid Revenues <b>51,728.97</b>		Total Taxes for Rate Computation <b>3.34</b>	3,384,781.29
General Administration (other)	99,775.00	State and Local Fiscal Assistance Act Utilized <b>95,407.75</b>		Special District Taxes	106,557.80
JUDICIARY		Sale of Acquired Property		Bank Stock Taxes	1,671.45
Municipal Courts	19,810.00	Other Miscellaneous Revenues <b>136,605.68</b>		Added and Omitted Taxes	212,415.42
PUBLIC SAFETY		Other Revenues, Revenue Sharing Tax Effort <b>88,917.11</b>		Total Taxes Levied - ABSTRACT	3,653,655.96
Fire Protection		Total <b>4,598,283.90</b>		Total Taxes Billed	3,658,559.43
Police Protection	262,679.00	Prior Years Surplus Appropriated <b>286,400.00</b>		1973 TAXES COLLECTED	3,463,626.01
Civil Defense & Disaster Control	125.00	REVENUES TOTAL <b>4,884,683.90</b>		1973 Taxes Cancelled, Abated or Adjusted	15,037.04
Environmental Inspection & Control	15,950.00	CAPITAL OUTLAY TOTAL <b>198,103.45</b>		Transfer to Tax Title Liens or Foreclosed	2,681.32
Other Public Safety				Balance Outstanding Dec. 31, 1973	177,215.06
PUBLIC WORKS				PRIOR YEARS TAXES OUTSTANDING	
Streets and Drainage	171,866.66	Public Enterprises		Balance January 1, 1973	357,182.88
Sewers and Sewage Processing		Recreation—Culture		Collected in 1973	346,509.41
Garbage and Trash Disposal	106,000.00	Public Works		Cancelled, Abated or Adjusted 1973	568.29
Public Buildings and Grounds	24,500.00	Buildings and Grounds		Transfers to Tax Title Liens or Foreclosed	1,000.38
Other Public Works	15,000.00	Library and Education		Balance December 31, 1973	9,104.80
HEALTH and WELFARE		Conservation		TAX TITLE LIENS OUTSTANDING	
Health Services Except Environmental	1,185.00	All Other		Balance January 1, 1973	6,021.97
Welfare-Public Assistance	1,025.00	CAPITAL DEBT AUTHORIZED, DECEMBER 31, 1973		Transfers From Taxes	3,797.15
Hospitals, Clinics, First Aid		ISSUED AND UNISSUED GROSS DEBT NET DEBT		Redeemed in 1973	1,836.77
Animal, Insect, & Rodent Control		School 8,156,000 4,492,108		Cancelled, Abated or Adjusted (1973)	125.33
Other Welfare Services		Self-liquidating 1,329,725 1,329,725		Transfers to Foreclosed Property	
RECREATION and CONSERVATION		Other 9,435,725 5,821,833		Balance December 31, 1973	7,857.02
Beaches and Boardwalks		Total 9,435,725 5,821,833		PROPERTY ACQUIRED BY DEED OR FORECLOSURE	
Parks, Playgrounds, Shade Trees		ISSUED AND OUTSTANDING		Balance January 1, 1973	35.00
Land Reclamation & Conservation	10,000.00	School 8,156,000.00		Transfers From Taxes or Liens	
Other Recreational Services		Self-Liquidating 685,800.00		Sale for Cash (1973)	
EDUCATION (excluding schools)		Other 8,841,800.00		Cancelled, Abated or Adjusted (1973)	
Libraries		Total 8,841,800.00		Balance December 31, 1973	35.00
Other Educational Services	325.00	EQUALIZED VALUATION BASIS		CURRENT FINANCES DECEMBER 31, 1973	
STATUTORY EXPENDITURES		FOR NET DEBT COMPUTATION <b>91,597,289.33</b>		ASSETS	
Pensions & F. I. C. A.	35,600.00	REAL PROPERTY VALUATIONS		Cash Dec. 31, 1973	2,266,358.92
Employee Fringe Benefits	20,600.00	Code Class # of Parcels % VAL'N ASSESSED VALUATION		Taxes Receivable	186,319.86
Other Statutory Expenditures		1 Vacant Land 264 4.82 5,132,200.00		Tax Title Liens	7,857.02
MUNICIPAL FUNCTIONS TOTAL	909,065.16	2 Residential 2583 60.28 64,228,800.00		Foreclosed Property	35.00
CAPITAL IMPROVEMENTS *MEMO*	81,194.25	3 Farm 56 1.03 1,104,100.00		Emergencies & Other Deferred Charges	23,614.77
DEBT SERVICE		4a Commercial 149 21.75 23,175,100.00		State Aid Receivable	13,200.00
Principal Payments	41,000.00	4b Industrial 4 .26 280,200.00		Other Receivables	8,433.18
Interest Payments	21,640.00	4c Apartments 13 11.86 12,637,400.00		Total	2,505,518.75
DEFERRED CHARGES	33,383.43	Total 3059 106,557,800.00		LIABILITIES, RESERVES, AND SURPLUS	
SCHOOL, COUNTY, SPECIAL DISTRICT TAXES	3,194,117.68	Land Area 6.91 Sq. Miles		Cash Liabilities	1,609,187.24
RESERVE FOR UNCOLLECTED TAXES	345,904.78	Net Valuation Taxable-Municipal <b>107,911,017.00</b>		Reserves for Receivables	202,645.06
EMERGENCY EMPLOYMENT ACT OF 1971	38,072.34	Net Valuation Taxable-County <b>109,325,453.00</b>		Surplus Dec. 31, 1973	693,586.45
EXPENDITURES TOTAL	4,583,183.94	State Equalized Valuation <b>111,467,715.00</b>		Total	2,505,518.75
		State Equalization Ratio <b>96.77</b>			

0209

Population 1970 5,140  
 Population 1973 5,190  
 S & P Rating A  
 Moody Rating A

General Tax Rate Per \$100. 5.36  
 State Equalized Tax Rate 3.19

## DEMAREST BOROUGH — BERGEN CO.

Form of Government:

Borough Council

Number of Members on Governing Body 6

PER CAPITA:

Gross Debt 1,252.66  
 Net Debt 1,000.23  
 Debt Service 43.64  
 Total Tax Levy 483.75  
 Municipal Expenditures 181.19

PER CENT:

Gross Debt 8.99  
 Net Debt 7.18  
 Tax Levy Collected 99.25  
 Tax Levy Cancelled, Abated or Adjusted .03

EXPENDITURES		REVENUES-REALIZED		1973 PROPERTY TAX	
GENERAL GOVERNMENT				STATE EQUALIZED TAX RATE	
Governing Body & Public Boards	575.00			Local District School Taxes 1.21	959,284.00
Municipal Clerk				Regional & Consolidated School Tax .93	739,068.23
Financial Administration	14,322.50			School Taxes in Municipal Budget	
Assessment of Taxes	5,234.00			County Taxes .35	280,306.30
Collection of Taxes	4,934.00			County Library Taxes	
Planning, Housing & Development	6,065.00			Local Municipal Purpose Taxes .65	517,512.86
Human Resources	800.00			Veteran & Senior Citizen Taxes .04	31,040.00
Elections	550.00			Total Taxes for Rate Computation 3.18	2,527,211.39
General Administration (other)	85,642.50			Special District Taxes	
JUDICIARY				Bank Stock Taxes	1,853.32
Municipal Courts	6,300.00			Added and Omitted Taxes	12,653.88
PUBLIC SAFETY				Total Taxes Levied - ABSTRACT	2,510,678.59
Fire Protection	46,486.50			Total Taxes Billed	2,515,132.97
Police Protection	212,100.78			1973 TAXES COLLECTED	2,496,309.99
Civil Defense & Disaster Control				1973 Taxes Cancelled, Abated or Adjusted	801.60
Environmental Inspection & Control	6,150.00			Transfer to Tax Title Liens or Foreclosed	
Other Public Safety				Balance Outstanding Dec. 31, 1973	18,021.38
PUBLIC WORKS				PRIOR YEARS TAXES OUTSTANDING	
Streets and Drainage	86,619.00			Balance January 1, 1973	22,591.59
Sewers and Sewage Processing	1,685.97			Collected in 1973	22,465.42
Garbage and Trash Disposal				Cancelled, Abated or Adjusted 1973	
Public Buildings and Grounds	33,890.00			Transfers to Tax Title Liens or Foreclosed	
Other Public Works	10,350.00			Balance December 31, 1973	126.17
HEALTH and WELFARE				TAX TITLE LIENS OUTSTANDING	
Health Services Except Environmental	11,249.00			Balance January 1, 1973	
Welfare-Public Assistance	300.00			Transfers From Taxes	
Hospitals, Clinics, First Aid	1,400.00			Redeemed in 1973	
Animal, Insect, & Rodent Control				Cancelled, Abated or Adjusted (1973)	
Other Welfare Services				Transfers to Foreclosed Property	
RECREATION and CONSERVATION				Balance December 31, 1973	
Beaches and Boardwalks				PROPERTY ACQUIRED BY DEED OR	
Parks, Playgrounds, Shade Trees	43,651.50			FORECLOSURE	
Land Reclamation & Conservation	4,000.00			Balance January 1, 1973	61,454.00
Other Recreational Services	9,575.00			Transfers From Taxes or Liens	
EDUCATION (excluding schools)				Sale for Cash (1973)	
Libraries	7,000.00			Cancelled, Abated or Adjusted (1973)	
Other Educational Services				Balance December 31, 1973	61,454.00
STATUTORY EXPENDITURES				CURRENT FINANCES DECEMBER 31, 1973	
Pensions & F. I. C. A.	39,600.00			ASSETS	
Employee Fringe Benefits	11,782.00			Cash Dec. 31, 1973	447,469.01
Other Statutory Expenditures				Taxes Receivable	18,147.55
MUNICIPAL FUNCTIONS TOTAL	650,262.75			Tax Title Liens	
CAPITAL IMPROVEMENTS *MEMG*	90,350.00			Foreclosed Property	61,454.00
DEBT SERVICE				Emergencies & Other Deferred Charges	82.50
Principal Payments	127,000.00			State Aid Receivable	6,536.00
Interest Payments	99,511.50			Other Receivables	2,551.83
DEFERRED CHARGES				Total	536,640.89
SCHOOL, COUNTY, SPECIAL DISTRICT TAXES	1,978,658.53			LIABILITIES, RESERVES, AND SURPLUS	
RESERVE FOR UNCOLLECTED TAXES	63,579.00			Cash Liabilities	177,619.38
EMERGENCY EMPLOYMENT ACT OF 1971				Reserves for Receivables	82,153.38
EXPENDITURES TOTAL	2,919,011.78			Surplus Dec. 31, 1973	276,868.13
				Total	536,640.89

0504

Population 1970 2,645  
 Population 1973 2,745  
 S & P Rating  
 Moody Rating

General Tax Rate Per \$100. 4.60  
 State Equalized Tax Rate 2.26

DENNIS TOWNSHIP — CAPE MAY CO.  
 Form of Government:  
 Township Committee  
 Number of Members on Governing Body 3

PER CAPITA: 66.67  
 Gross Debt  
 Net Debt .01  
 Debt Service 199.31  
 Total Tax Levy 133.26  
 Municipal Expenditures  
 PER CENT: 1.01  
 Gross Debt  
 Net Debt  
 Tax Levy Collected 83.67  
 Tax Levy Cancelled, Abated or Adjusted

EXPENDITURES		REVENUES-REALIZED		1973 PROPERTY TAX	
GENERAL GOVERNMENT:		1973 Property Taxes Collected		STATE EQUALIZED TAX RATE — 1.77	
Governing Body & Public Boards		462,492.75		Local District School Taxes	426,500.00
Municipal Clerk		1973 Payments in Lieu of Taxes		Regional & Consolidated School Tax	
Financial Administration	6,100.00	83,046.93		School Taxes in Municipal Budget	
Assessment of Taxes	33,172.00	Business Personalty Replacement Taxes		County Taxes	93,932.37
Collection of Taxes	7,000.00	9,270.84		County Library Taxes	4,663.03
Planning, Housing & Development	18,500.00	Taxes from Public Utilities		Local Municipal Purpose Taxes	
Human Resources		191,478.36		Veteran & Senior Citizen Taxes	22,040.00
Elections	1,000.00	Other Miscellaneous Tax Revenues		Total Taxes for Rate Computation	547,135.40
General Administration (other)	26,250.00	State Aid Revenues		Special District Taxes	9,550.00
JUDICIARY		Federal Aid Revenues		Bank Stock Taxes	
Municipal Courts	10,250.00	State and Local Fiscal Assistance Act Utilized		Added and Omitted Taxes	12,455.69
PUBLIC SAFETY		Sale of Acquired Property		Total Taxes Levied - ABSTRACT	547,101.09
Fire Protection	15,000.00	Other Miscellaneous Revenues		Total Taxes Billed	552,742.20
Police Protection	3,300.00	Other Revenues, Revenue Sharing Tax Effort		1973 TAXES COLLECTED	462,492.75
Civil Defense & Disaster Control	1,938.00	Total		1973 Taxes Cancelled, Abated or Adjusted	
Environmental Inspection & Control		815,299.45		Transfer to Tax Title Liens or Foreclosed	1,573.24
Other Public Safety		Prior Years Surplus Appropriated		Balance Outstanding Dec. 31, 1973	88,676.21
PUBLIC WORKS		REVENUES TOTAL		PRIOR YEARS TAXES OUTSTANDING	
Streets and Drainage	53,284.19	CAPITAL OUTLAY TOTAL		Balance January 1, 1973	84,773.09
Sewers and Sewage Processing		Public Enterprises		Collected in 1973	82,075.39
Garbage and Trash Disposal	11,114.00	Recreation—Culture		Cancelled, Abated or Adjusted 1973	
Public Buildings and Grounds	2,940.00	Public Works		Transfers to Tax Title Liens or Foreclosed	800.04
Other Public Works		Buildings and Grounds		Balance December 31, 1973	1,897.66
HEALTH and WELFARE		Library and Education		TAX TITLE LIENS OUTSTANDING	
Health Services Except Environmental	1,350.00	Conservation		Balance January 1, 1973	7,265.00
Welfare-Public Assistance	1,460.00	All Other		Transfers From Taxes	2,448.64
Hospitals, Clinics, First Aid		CAPITAL DEBT AUTHORIZED, DECEMBER 31, 1973		Redeemed in 1973	971.54
Animal, Insect, & Rodent Control	7,200.00	ISSUED AND UNISSUED GROSS DEBT NET DEBT		Cancelled, Abated or Adjusted (1973)	
Other Welfare Services		School 183,000		Transfers to Foreclosed Property	
RECREATION and CONSERVATION		Self-liquidating		Balance December 31, 1973	8,742.10
Beaches and Boardwalks		Other		PROPERTY ACQUIRED BY DEED OR	
Parks, Playgrounds, Shade Trees	1,500.00	Total 183,000		FORECLOSURE	
Land Reclamation & Conservation		ISSUED AND OUTSTANDING		Balance January 1, 1973	13,049.00
Other Recreational Services		School 183,000.00		Transfers From Taxes or Liens	
EDUCATION (excluding schools)		Self-Liquidating		Sale for Cash (1973)	
Libraries		Other		Cancelled, Abated or Adjusted (1973)	
Other Educational Services	60,000.00	Total 183,000.00		Balance December 31, 1973	13,049.00
STATUTORY EXPENDITURES		EQUALIZED VALUATION BASIS		CURRENT FINANCES DECEMBER 31, 1973	
Pensions & F. I. C. A.	7,393.81	FOR NET DEBT COMPUTATION		ASSETS	
Employee Fringe Benefits	4,500.00	REAL PROPERTY VALUATIONS		Cash Dec. 31, 1973	539,353.89
Other Statutory Expenditures		Code Class # of Parcels % VAL'N ASSESSED VALUATION		Taxes Receivable	90,573.87
MUNICIPAL FUNCTIONS TOTAL	273,252.00	1 Vacant Land 1147 14.44 1,664,421.00		Tax Title Liens	8,742.10
CAPITAL IMPROVEMENTS * MEMC *	67,000.00	2 Residential 977 65.16 7,511,940.00		Foreclosed Property	13,049.00
DEBT SERVICE		3 Farm 131 11.01 1,268,980.00		Emergencies & Other Deferred Charges	39,000.00
Principal Payments		4a Commercial 58 9.24 1,065,160.00		State Aid Receivable	24,908.80
Interest Payments 75.00		4b Industrial		Other Receivables	
DEFERRED CHARGES		4c Apartments 2 .16 18,190.00		Total	715,627.66
SCHOOL, COUNTY, SPECIAL DISTRICT TAXES	534,645.40	Total 2315 11,528,691.00		LIABILITIES, RESERVES, AND SURPLUS	
RESERVE FOR UNCOLLECTED TAXES	92,535.36	Land Area 64.97 Sq. Miles		Cash Liabilities	364,783.27
EMERGENCY EMPLOYMENT ACT OF 1971		Net Valuation Taxable-Municipal		Reserves for Receivables	112,364.97
EXPENDITURES TOTAL	900,457.76	Net Valuation Taxable-County		Surplus Dec. 31, 1973	238,479.42
		State Equalized Valuation		Total	715,627.66
		State Equalization Ratio 49.23			

1438

Population 1970 14,070  
 Population 1973 14,450  
 S & P Rating A  
 Moody Rating BAA

General Tax Rate Per \$100. 4.21  
 State Equalized Tax Rate 2.95

## DENVER TOWNSHIP — MORRIS CO.

Form of Government:

Mayor-Council Plan F (OMCL50)

Number of Members on Governing Body 7

PER CAPITA:	482.09	PER CENT:	4.03
Gross Debt	134.59	Gross Debt	1.13
Net Debt	5.61	Net Debt	95.82
Debt Service	384.43	Tax Levy Collected	
Total Tax Levy	153.30	Tax Levy Cancelled, Abated or Adjusted	24
Municipal Expenditures			

EXPENDITURES		REVENUES-REALIZED		1973 PROPERTY TAX	
<b>GENERAL GOVERNMENT</b>				<b>STATE EQUALIZED TAX RATE</b>	
Governing Body & Public Boards	11,210.00	1973 Property Taxes Collected	5,334,496.46	Local District School Taxes	1.12 2,107,714.78
Municipal Clerk		1973 Payments in Lieu of Taxes		Regional & Consolidated School Tax	.83 1,557,986.32
Financial Administration	32,098.00	Delinquent Tax & Lien Collections	216,284.71	School Taxes in Municipal Budget	
Assessment of Taxes	22,505.00	Business Personalty Replacement Taxes	178,363.85	County Taxes	.42 794,089.52
Collection of Taxes	28,524.00	Taxes from Public Utilities	331,358.67	County Library Taxes	
Planning, Housing & Development	58,550.00	Other Miscellaneous Tax Revenues		Local Municipal Purpose Taxes	.54 1,011,996.66
Human Resources	5,550.00	State Aid Revenues	65,190.78	Veteran & Senior Citizen Taxes	.04 83,900.00
Elections	4,150.00	Federal Aid Revenues	4,511.73	Total Taxes for Rate Computation	2.95 5,555,687.28
General Administration (other)	255,313.63	State and Local Fiscal Assistance Act Utilized	148,207.50	Special District Taxes	
<b>JUDICIARY</b>		Sale of Acquired Property		Bank Stock Taxes	12,195.00
Municipal Courts	31,028.00	Other Miscellaneous Revenues	128,897.50	Added and Omitted Taxes	74,824.53
<b>PUBLIC SAFETY</b>		Other Revenues, Revenue Sharing Tax Effort	78,574.22	Total Taxes Levied - ABSTRACT	5,558,806.81
Fire Protection	62,464.00	Total	6,485,885.42	Total Taxes Billed	5,567,367.04
Police Protection	469,313.50	Prior Years Surplus Appropriated	303,800.00	1973 TAXES COLLECTED	5,334,496.46
Civil Defense & Disaster Control	10,060.00	REVENUES TOTAL	6,789,685.42	1973 Taxes Cancelled, Abated or Adjusted	13,624.92
Environmental Inspection & Control	15,690.00	CAPITAL OUTLAY TOTAL	146,636.29	Transfer to Tax Title Liens or Foreclosed	6,319.21
Other Public Safety				Balance Outstanding Dec. 31, 1973	212,926.45
<b>PUBLIC WORKS</b>				<b>PRIOR YEARS TAXES OUTSTANDING</b>	
Streets and Drainage	328,230.57	Public Enterprises		Balance January 1, 1973	217,847.06
Sewers and Sewage Processing	39,500.00	Recreation—Culture	111,680.34	Collected in 1973	211,839.85
Garbage and Trash Disposal	5,500.00	Public Works		Cancelled, Abated or Adjusted 1973	
Public Buildings and Grounds	28,550.00	Buildings and Grounds	34,955.95	Transfers to Tax Title Liens or Foreclosed	1,047.14
Other Public Works		Library and Education		Balance December 31, 1973	4,960.07
<b>HEALTH and WELFARE</b>		Conservation		<b>TAX TITLE LIENS OUTSTANDING</b>	
Health Services Except Environmental	45,077.00	All Other		Balance January 1, 1973	15,680.89
Welfare-Public Assistance	4,930.00	CAPITAL DEBT AUTHORIZED, DECEMBER 31, 1973		Transfers From Taxes	8,003.51
Hospitals, Clinics, First Aid	5,000.00	ISSUED AND UNISSUED		Redeemed in 1973	4,444.86
Animal, Insect, & Rodent Control	8,685.00	School	4,487,980	Cancelled, Abated or Adjusted (1973)	
Other Welfare Services		Self-liquidating	1,521,828	Transfers to Foreclosed Property	
<b>RECREATION and CONSERVATION</b>		Other	961,197	Balance December 31, 1973	19,239.54
Beaches and Boardwalks		Total	6,971,006	<b>PROPERTY ACQUIRED BY DEED OR FORECLOSURE</b>	
Parks, Playgrounds, Shade Trees	30,670.00	ISSUED AND OUTSTANDING		Balance January 1, 1973	78,950.00
Land Reclamation & Conservation	1,300.00	School	3,496,980.67	Transfers From Taxes or Liens	
Other Recreational Services	28,625.00	Self-liquidating	1,338,828.12	Sale for Cash (1973)	
<b>EDUCATION (excluding schools)</b>		Other	642,000.00	Cancelled, Abated or Adjusted (1973)	
Libraries	95,773.00	Total	5,477,808.79	Balance December 31, 1973	78,950.00
Other Educational Services	300.00	EQUALIZED VALUATION BASIS		<b>CURRENT FINANCES DECEMBER 31, 1973</b>	
<b>STATUTORY EXPENDITURES</b>		FOR NET DEBT COMPUTATION	172,946,175.67	<b>ASSETS</b>	
Pensions & F. I. C. A.	56,746.08	REAL PROPERTY VALUATIONS		Cash Dec. 31, 1973	1,273,303.99
Employee Fringe Benefits	34,600.00	Code Class # of Parcels % VAL'N	ASSESSED VALUATION	Taxes Receivable	217,886.52
Other Statutory Expenditures		1 Vacant Land 1247 7.05	9,141,300.00	Tax Title Liens	19,239.54
<b>MUNICIPAL FUNCTIONS</b>		2 Residential 4093 73.72	95,596,200.00	Foreclosed Property	78,950.00
CAPITAL IMPROVEMENTS	159,533.97	3 Farm 38 .57	734,800.00	Emergencies & Other Deferred Charges	14,400.00
<b>DEBT SERVICE</b>		4a Commercial 179 10.90	14,135,200.00	State Aid Receivable	51,417.27
Principal Payments	40,000.00	4b Industrial 22 6.28	8,148,150.00	Other Receivables	13,590.84
Interest Payments	41,173.75	4c Apartments 3 1.48	1,924,400.00	Total	1,668,788.16
<b>DEFERRED CHARGES</b>		Total 5582	129,680,550.00	<b>LIABILITIES, RESERVES, AND SURPLUS</b>	
SCHOOL, COUNTY, SPECIAL DISTRICT TAXES	4,459,793.62	Land Area 12.70 Sq. Miles		Cash Liabilities	888,326.39
RESERVE FOR UNCOLLECTED TAXES	280,766.90	Net Valuation Taxable-Municipal	132,156,694.00	Reserves for Receivables	316,241.06
EMERGENCY EMPLOYMENT ACT OF 1971	4,511.73	Net Valuation Taxable-County	190,832,895.00	Surplus Dec. 31, 1973	464,220.71
<b>EXPENDITURES</b>		State Equalized Valuation	187,224,552.00	Total	1,668,788.16
<b>TOTAL</b>	6,676,561.56	State Equalization Ratio	70.26		

0802

Population 1970 24,275  
 Population 1973 24,960  
 S & P Rating  
 Moody Rating

General Tax Rate Per \$100 3.16  
 State Equalized Tax Rate 3.23

DEPTFORD TOWNSHIP — GLOUCESTER CO.  
 Form of Government:  
 Council-Manager Plan E (OMCL50)  
 Number of Members on Governing Body 7

PER CAPITA:  
 Gross Debt 192.53  
 Net Debt 35.20  
 Debt Service 5.37  
 Total Tax Levy 229.64  
 Municipal Expenditures 95.16

PER CENT:  
 Gross Debt 3.32  
 Net Debt .61  
 Tax Levy Collected 89.34  
 Tax Levy Cancelled, Abated or Adjusted 3.09

EXPENDITURES		REVENUES-REALIZED		1973 PROPERTY TAX	
GENERAL GOVERNMENT		1973 Property Taxes Collected		STATE EQUALIZED TAX RATE — 2.19	
Governing Body & Public Boards	14,000.00	5,132,314.10		Local District School Taxes	
Municipal Clerk	42,410.35	1973 Payments in Lieu of Taxes		Regional & Consolidated School Tax	
Financial Administration	29,950.00	Delinquent Tax & Lien Collections		School Taxes in Municipal Budget	
Assessment of Taxes	40,500.00	Business Personalty Replacement Taxes		County Taxes	
Collection of Taxes	51,250.00	Taxes from Public Utilities		County Library Taxes	
Planning, Housing & Development	32,225.00	Other Miscellaneous Tax Revenues		Local Municipal Purpose Taxes	
Human Resources	2,800.00	State Aid Revenues		Veteran & Senior Citizen Taxes	
Elections	5,000.00	Federal Aid Revenues		Total Taxes for Rate Computation	
General Administration (other)	105,000.00	State and Local Fiscal Assistance Act Utilized		Special District Taxes	
JUDICIARY		Sale of Acquired Property		Bank Stock Taxes	
Municipal Courts	38,300.00	Other Miscellaneous Revenues		Added and Omitted Taxes	
PUBLIC SAFETY		Other Revenues, Revenue Sharing Tax Effort		Total Taxes Levied - ABSTRACT	
Fire Protection	39,956.50	Prior Years Surplus Appropriated		Total Taxes Billed	
Police Protection	399,545.00	REVENUES TOTAL		1973 TAXES COLLECTED	
Civil Defense & Disaster Control	1,064.00	CAPITAL OUTLAY TOTAL		1973 Taxes Cancelled, Abated or Adjusted	
Environmental Inspection & Control	35,650.00	Public Enterprises		Transfer to Tax Title Liens or Foreclosed	
Other Public Safety		Recreation—Culture		Balance Outstanding Dec. 31, 1973	
PUBLIC WORKS		Public Works		PRIOR YEARS TAXES OUTSTANDING	
Streets and Drainage	353,065.00	Buildings and Grounds		Balance January 1, 1973	
Sewers and Sewage Processing	177,816.00	Library and Education		Collected in 1973	
Garbage and Trash Disposal	35,700.00	Conservation		Cancelled, Abated or Adjusted 1973	
Public Buildings and Grounds	40,857.37	All Other		Transfers to Tax Title Liens or Foreclosed	
Other Public Works		CAPITAL DEBT AUTHORIZED, DECEMBER 31, 1973		Balance December 31, 1973	
HEALTH and WELFARE		ISSUED AND UNISSUED GROSS DEBT NET DEBT		TAX TITLE LIENS OUTSTANDING	
Health Services Except Environmental	44,560.00	School 3,927,000		Balance January 1, 1973	
Welfare—Public Assistance	34,025.00	Self-Liquidating 878,638		Transfers From Taxes	
Hospitals, Clinics, First Aid		Other 4,805,638		Redeemed in 1973	
Animal, Insect, & Rodent Control	8,800.00	Total 878,638		Cancelled, Abated or Adjusted (1973)	
Other Welfare Services		ISSUED AND OUTSTANDING		Transfers to Foreclosed Property	
RECREATION and CONSERVATION		School 3,927,000.00		Balance December 31, 1973	
Beaches and Boardwalks	29,250.00	Self-Liquidating 553,638.35		PROPERTY ACQUIRED BY DEED OR	
Parks, Playgrounds, Shade Trees	347.50	Other 4,480,638.35		FORECLOSURE	
Land Reclamation & Conservation	1,050.00	EQUALIZED VALUATION BASIS		Balance January 1, 1973	
Other Recreational Services		FOR NET DEBT COMPUTATION		Transfers From Taxes or Liens	
EDUCATION (excluding schools)		REAL PROPERTY VALUATIONS		Sale for Cash (1973)	
Libraries	40,199.93	Code Class # of Parcels % VAL'N		Cancelled, Abated or Adjusted (1973)	
Other Educational Services		ASSESSED VALUATION		Balance December 31, 1973	
STATUTORY EXPENDITURES		1 Vacant Land 2384 14.20		CURRENT FINANCES DECEMBER 31, 1973	
Pensions & F. I. C. A.	73,000.00	2 Residential 5571 63.94		ASSETS	
Employee Fringe Benefits	45,000.00	3 Farm 219 5.20		Cash Dec. 31, 1973	
Other Statutory Expenditures		4a Commercial 202 13.27		Taxes Receivable	
MUNICIPAL FUNCTIONS TOTAL	1,721,311.65	4b Industrial 4 .29		Tax Title Liens	
CAPITAL IMPROVEMENTS *MEMO*	286,613.00	4c Apartments 5 3.10		Foreclosed Property	
DEBT SERVICE		Total 8385		Emergencies & Other Deferred Charges	
Principal Payments	28,000.00	Land Area 17.58 Sq. Miles		State Aid Receivable	
Interest Payments	105,925.00	Net Valuation Taxable-Municipal		Other Receivables	
DEFERRED CHARGES		Net Valuation Taxable-County		Total	
SCHOOL, COUNTY, SPECIAL DISTRICT TAXES	46,110.93	State Equalized Valuation		LIABILITIES, RESERVES, AND SURPLUS	
RESERVE FOR UNCOLLECTED TAXES	391,036.72	State Equalization Ratio		Cash Liabilities	
EMERGENCY EMPLOYMENT ACT OF 1971	82,810.95			Reserves for Receivables	
EXPENDITURES TOTAL	7,199,601.00			Surplus Dec. 31, 1973	
				Total	

1409

Population 1970 15,090  
 Population 1973 15,425  
 S & P Rating BBB  
 Moody Rating BAA

General Tax Rate Per \$100. 5.37  
 State Equalized Tax Rate 3.35

## DOVER TOWN — MORRIS CO.

Form of Government:

Town Council

Number of Members on Governing Body 9

## PER CAPITA:

Gross Debt 447.34  
 Net Debt 78.11  
 Debt Service 7.33  
 Total Tax Levy 292.74  
 Municipal Expenditures 156.29

## PER CENT:

Gross Debt 5.70  
 Net Debt .99  
 Tax Levy Collected 94.49  
 Tax Levy Cancelled, Abated or Adjusted .74

EXPENDITURES		REVENUES-REALIZED		1973 PROPERTY TAX	
<b>GENERAL GOVERNMENT</b>				<b>STATE EQUALIZED TAX RATE</b> $\frac{2.10}{100}$	
Governing Body & Public Boards		1973 Property Taxes Collected	4,269,070.76	Local District School Taxes	2,841,651.03
Municipal Clerk		1973 Payments in Lieu of Taxes		Regional & Consolidated School Tax	
Financial Administration	26,123.00	Delinquent Tax & Lien Collections	86,134.96	School Taxes in Municipal Budget	
Assessment of Taxes	7,825.00	Business Personality Replacement Taxes	235,655.58	County Taxes	585,522.51
Collection of Taxes	15,550.00	Taxes from Public Utilities	190,844.95	County Library Taxes	
Planning, Housing & Development	29,383.00	Other Miscellaneous Tax Revenues		Local Municipal Purpose Taxes	1,042,310.99
Human Resources	7,193.00	State Aid Revenues	88,900.89	Veteran & Senior Citizen Taxes	70,880.00
Elections	3,000.00	Federal Aid Revenues	40,711.85	Total Taxes for Rate Computation	4,540,364.53
General Administration (other)	242,318.00	State and Local Fiscal Assistance Act Utilized	226,218.00	Special District Taxes	
<b>JUDICIARY</b>		Sale of Acquired Property		Bank Stock Taxes	35,193.01
Municipal Courts	40,880.00	Other Miscellaneous Revenues	126,363.58	Added and Omitted Taxes	10,784.71
<b>PUBLIC SAFETY</b>		Other Revenues, Revenue Sharing Tax Effort	93,717.79	Total Taxes Levied - ABSTRACT	4,515,462.25
Fire Protection	75,943.00	Total	5,357,618.36	Total Taxes Billed	4,518,219.30
Police Protection	456,889.00	Prior Years Surplus Appropriated	216,000.00	1973 TAXES COLLECTED	4,269,070.76
Civil Defense & Disaster Control	2,000.00	REVENUES TOTAL	5,573,618.36	1973 Taxes Cancelled, Abated or Adjusted	33,578.57
Environmental Inspection & Control	5,375.00			Transfer to Tax Title Liens or Foreclosed	36,997.63
Other Public Safety		CAPITAL OUTLAY TOTAL	360,513.64	Balance Outstanding Dec. 31, 1973	178,572.34
<b>PUBLIC WORKS</b>				PRIOR YEARS TAXES OUTSTANDING	
Streets and Drainage	293,819.00	Public Enterprises	358,463.43	Balance January 1, 1973	90,967.32
Sewers and Sewage Processing	229,650.00	Recreation—Culture		Collected in 1973	80,313.76
Garbage and Trash Disposal	137,074.00	Public Works	2,050.16	Cancelled, Abated or Adjusted 1973	3,320.35
Public Buildings and Grounds	27,404.00	Buildings and Grounds		Transfers to Tax Title Liens or Foreclosed	4,653.03
Other Public Works		Library and Education		Balance December 31, 1973	2,680.18
<b>HEALTH and WELFARE</b>		Conservation		TAX TITLE LIENS OUTSTANDING	
Health Services Except Environmental	58,474.00	All Other		Balance January 1, 1973	41,539.14
Welfare-Public Assistance	21,183.00			Transfers From Taxes	42,356.27
Hospitals, Clinics, First Aid		CAPITAL DEBT AUTHORIZED, DECEMBER 31, 1973		Redeemed in 1973	5,821.20
Animal, Insect, & Rodent Control	2,600.00	ISSUED AND UNISSUED		Cancelled, Abated or Adjusted (1973)	
Other Welfare Services		School	3,470,000	Transfers to Foreclosed Property	
<b>RECREATION and CONSERVATION</b>		Self-liquidating	2,225,489	Balance December 31, 1973	78,074.21
Beaches and Boardwalks		Other	1,204,800	PROPERTY ACQUIRED BY DEED OR FORECLOSURE	
Parks, Playgrounds, Shade Trees	88,541.00	Total	6,900,289	Balance January 1, 1973	35,060.00
Land Reclamation & Conservation		ISSUED AND OUTSTANDING		Transfers From Taxes or Liens	
Other Recreational Services	1,000.00	School	3,470,000.00	Sale for Cash (1973)	
<b>EDUCATION (excluding schools)</b>		Self-Liquidating	2,163,000.00	Cancelled, Abated or Adjusted (1973)	
Libraries	68,339.00	Other	1,134,000.00	Balance December 31, 1973	35,060.00
Other Educational Services		Total	6,767,000.00	CURRENT FINANCES DECEMBER 31, 1973	
<b>STATUTORY EXPENDITURES</b>		EQUALIZED VALUATION BASIS		ASSETS	
Pensions & F. I. C. A.	107,100.00	FOR NET DEBT COMPUTATION	121,107,951.00	Cash Dec. 31, 1973	518,952.74
Employee Fringe Benefits	44,671.00	REAL PROPERTY VALUATIONS		Taxes Receivable	181,252.52
Other Statutory Expenditures		Code Class # of Parcels % VAL'N	ASSESSED VALUATION	Tax Title Liens	78,074.21
<b>MUNICIPAL FUNCTIONS</b>		1 Vacant Land 332 1.83	1,482,790.00	Foreclosed Property	35,060.00
CAPITAL IMPROVEMENTS	296,647.00	2 Residential 3054 63.29	51,333,374.00	Emergencies & Other Deferred Charges	228,269.80
<b>DEBT SERVICE</b>		3 Farm		State Aid Receivable	41,888.32
Principal Payments	78,000.00	4a Commercial 360 24.64	19,982,800.00	Other Receivables	40,535.40
Interest Payments	35,003.50	4b Industrial 34 7.32	5,937,200.00	Total	1,124,032.99
4c Apartments 14 2.92		Total	81,102,764.00	LIABILITIES, RESERVES, AND SURPLUS	
<b>DEFERRED CHARGES</b>		Land Area 2.51 Sq. Miles		Cash Liabilities	628,954.92
SCHOOL, COUNTY, SPECIAL DISTRICT TAXES	3,427,173.54	Net Valuation Taxable-Municipal	84,613,518.00	Reserves for Receivables	334,922.13
RESERVE FOR UNCOLLECTED TAXES	225,111.75	Net Valuation Taxable-County	140,729,368.00	Surplus Dec. 31, 1973	160,155.94
EMERGENCY EMPLOYMENT ACT OF 1971	28,767.09	State Equalized Valuation	133,393,093.00	Total	1,124,032.99
<b>EXPENDITURES TOTAL</b>	5,837,964.98	State Equalization Ratio	62.51		

1507

Population 1970 44,185  
 Population 1973 48,895  
 S & P Rating A  
 Moody Rating

General Tax Rate Per \$100. 3.56  
 State Equalized Tax Rate 2.71

## DOVER TOWNSHIP — OCEAN CO.

Form of Government:

Township Committee

Number of Members on Governing Body 5

PER CAPITA:  
 Gross Debt 545.00  
 Net Debt 130.82  
 Debt Service 8.57  
 Total Tax Levy 441.26  
 Municipal Expenditures 173.19

PER CENT:  
 Gross Debt 4.19  
 Net Debt 1.00  
 Tax Levy Collected 93.49  
 Tax Levy Cancelled, Abated or Adjusted 4.2

EXPENDITURES		REVENUES-REALIZED		1973 PROPERTY TAX	
GENERAL GOVERNMENT				STATE EQUALIZED TAX RATE →	
Governing Body & Public Boards	40,200.00	1973 Property Taxes Collected 20,233,246.43		Local District School Taxes	
Municipal Clerk	66,000.00	1973 Payments in Lieu of Taxes		Regional & Consolidated School Tax 1.85	14,196,774.72
Financial Administration	41,435.03	Delinquent Tax & Lien Collections 1,193,033.72		School Taxes in Municipal Budget	
Assessment of Taxes	132,546.91	Business Personalty Replacement Taxes 513,422.46		County Taxes .43	3,325,680.27
Collection of Taxes	81,966.54	Taxes from Public Utilities 1,253,264.61		County Library Taxes	
Planning, Housing & Development	155,486.00	Other Miscellaneous Tax Revenues 770.66		Local Municipal Purpose Taxes .37	2,849,031.70
Human Resources	7,000.00	State Aid Revenues 190,221.15		Veteran & Senior Citizen Taxes .05	381,170.00
Elections	9,394.08	Federal Aid Revenues 204,203.98		Total Taxes for Rate Computation 2.70	20,752,056.69
General Administration (other)	770,550.00	State and Local Fiscal Assistance Act Utilized 637,786.50		Special District Taxes	417,050.00
JUDICIARY		Sale of Acquired Property 101,430.00		Bank Stock Taxes	52,183.60
Municipal Courts	89,445.81	Other Miscellaneous Revenues 991,645.45		Added and Omitted Taxes	735,276.97
PUBLIC SAFETY		Other Revenues, Revenue Sharing Tax Effort 522,748.33		Total Taxes Levied - ABSTRACT	21,575,397.26
Fire Protection	3,000.00	Total 25,816,773.34		Total Taxes Billed	21,641,761.94
Police Protection	1,826,000.00	Prior Years Surplus Appropriated 1,300,000.00		1973 TAXES COLLECTED	20,233,246.48
Civil Defense & Disaster Control	13,822.51	REVENUES TOTAL 27,116,773.34		1973 Taxes Cancelled, Abated or Adjusted	50,297.31
Environmental Inspection & Control	147,549.17	CAPITAL OUTLAY TOTAL 3,305,267.46		Transfer to Tax Title Liens or Foreclosed	129,563.29
Other Public Safety				Balance Outstanding Dec. 31, 1973	1,188,654.90
PUBLIC WORKS				PRIOR YEARS TAXES OUTSTANDING	
Streets and Drainage	870,300.00	Public Enterprises		Balance January 1, 1973	942,564.37
Sewers and Sewage Processing		Recreation—Culture 7,095.14		Collected in 1973	940,697.10
Garbage and Trash Disposal	453,000.00	Public Works 459,603.84		Cancelled, Abated or Adjusted 1973	
Public Buildings and Grounds	206,000.00	Buildings and Grounds 2,838,508.48		Transfers to Tax Title Liens or Foreclosed	1,867.27
Other Public Works		Library and Education		Balance December 31, 1973	
HEALTH and WELFARE		Conservation		TAX TITLE LIENS OUTSTANDING	
Health Services Except Environmental	42,600.00	All Other		Balance January 1, 1973	385,833.52
Welfare-Public Assistance	22,055.37	CAPITAL DEBT AUTHORIZED, DECEMBER 31, 1973		Transfers From Taxes	129,563.25
Hospitals, Clinics, First Aid	40,000.00	ISSUED AND UNISSUED GROSS DEBT NET DEBT		Redeemed in 1973	252,336.62
Animal, Insect, & Rodent Control	16,126.57	School 20,251,028		Cancelled, Abated or Adjusted (1973)	
Other Welfare Services		Self-Liquidating		Transfers to Foreclosed Property	
RECREATION and CONSERVATION		Other 6,396,613		Balance December 31, 1973	263,060.15
Beaches and Boardwalks	114,519.25	Total 26,647,641		PROPERTY ACQUIRED BY DEED OR FORECLOSURE	
Parks, Playgrounds, Shade Trees	213,000.00	ISSUED AND OUTSTANDING		Balance January 1, 1973	877,525.63
Land Reclamation & Conservation	0,154.68	School		Transfers From Taxes or Liens	
Other Recreational Services	217,026.01	Self-Liquidating		Sale for Cash (1973)	101,430.00
EDUCATION (excluding schools)		Other		Cancelled, Abated or Adjusted (1973)	
Libraries	63,067.07	Total 21,240,600.40		Balance December 31, 1973	776,095.63
Other Educational Services	31,250.00	EQUALIZED VALUATION BASIS		CURRENT FINANCES DECEMBER 31, 1973	
STATUTORY EXPENDITURES		FOR NET DEBT COMPUTATION 636,525,502.00		ASSETS	
Pensions & F. I. C. A.	369,493.34	REAL PROPERTY VALUATIONS		Cash Dec. 31, 1973	7,774,114.10
Employee Fringe Benefits	115,000.00	Code Class # of Parcels % VAL'N		Taxes Receivable	1,188,654.90
Other Statutory Expenditures		ASSESSED VALUATION		Tax Title Liens	263,060.15
MUNICIPAL FUNCTIONS TOTAL	6,166,598.34	1 Vacant Land 7519 7.05		Foreclosed Property	776,095.63
CAPITAL IMPROVEMENTS *MEAD*	706,766.50	2 Residential 22212 74.16		Emergencies & Other Deferred Charges	100,500.00
DEBT SERVICE		3 Farm 273 1.40		State Aid Receivable	31,820.97
Principal Payments	252,000.00	4a Commercial 718 11.68		Other Receivables	87,545.01
Interest Payments	166,815.00	4b Industrial 6 3.45		Total	10,221,790.76
DEFERRED CHARGES		4c Apartments 29 2.27		LIABILITIES, RESERVES, AND SURPLUS	
SCHOOL, COUNTY, SPECIAL DISTRICT TAXES	204,500.87	Total 30757		Cash Liabilities	6,209,671.45
RESERVE FOR UNCOLLECTED TAXES	1,469,647.53	Land Area 41.62 Sq. Miles		Reserves for Receivables	2,315,355.69
EMERGENCY EMPLOYMENT ACT OF 1971	208,387.02	Net Valuation Taxable-Municipal 583,688,412.00		Surplus Dec. 31, 1973	1,696,763.62
EXPENDITURES TOTAL	26,406,853.75	Net Valuation Taxable-County 685,345,522.00		Total	10,221,790.76
		State Equalized Valuation 763,726,156.00			
		State Equalization Ratio 76.19			

0604

Population 1970 1,790  
 Population 1973 1,310  
 S & P Rating  
 Moody Rating

General Tax Rate Per \$100. 6.83  
 State Equalized Tax Rate 4.36

## DOWNE TOWNSHIP — CUMBERLAND CO.

Form of Government:

Township Committee

Number of Members on Governing Body 3

PER CAPITA:

Gross Debt  
 Net Debt  
 Debt Service  
 Total Tax Levy 253.00  
 Municipal Expenditures 116.39

PER CENT:

Gross Debt  
 Net Debt  
 Tax Levy Collected 88.72  
 Tax Levy Cancelled, Abated or Adjusted .18

EXPENDITURES		REVENUES-REALIZED		1973 PROPERTY TAX	
<b>GENERAL GOVERNMENT</b>				<b>STATE EQUALIZED TAX RATE</b> <u>3.07</u>	
Governing Body & Public Boards		1973 Property Taxes Collected	406,295.87	Local District School Taxes	320,075.62
Municipal Clerk		1973 Payments in Lieu of Taxes		Regional & Consolidated School Tax	
Financial Administration	3,820.00	Delinquent Tax & Lien Collections	54,766.97	School Taxes in Municipal Budget	
Assessment of Taxes	5,233.00	Business Personalty Replacement Taxes	27,250.00	County Taxes	119,340.28
Collection of Taxes	7,200.00	Taxes from Public Utilities	62,674.66	County Library Taxes	
Planning, Housing & Development	1,400.00	Other Miscellaneous Tax Revenues		Local Municipal Purpose Taxes	
Human Resources		State Aid Revenues	16,655.27	Veteran & Senior Citizen Taxes	15,700.00
Elections	1,225.00	Federal Aid Revenues		Total Taxes for Rate Computation	455,115.90
General Administration (other)	17,800.00	State and Local Fiscal Assistance Act Utilized		Special District Taxes	18,516.25
<b>JUDICIARY</b>		Sale of Acquired Property		Bank Stock Taxes	
Municipal Courts	3,050.00	Other Miscellaneous Revenues	29,241.65	Added and Omitted Taxes	
<b>PUBLIC SAFETY</b>		Other Revenues, Revenue Sharing Tax Effort		Total Taxes Levied - ABSTRACT	457,932.15
Fire Protection		Total	596,884.42	Total Taxes Billed	457,932.15
Police Protection	2,300.00	Prior Years Surplus Appropriated	90,000.00	1973 TAXES COLLECTED	406,295.87
Civil Defense & Disaster Control	2,500.00	REVENUES TOTAL	686,884.42	1973 Taxes Cancelled, Abated or Adjusted	842.45
Environmental Inspection & Control	1,800.00			Transfer to Tax Title Liens or Foreclosed	4,082.44
Other Public Safety				Balance Outstanding Dec. 31, 1973	46,711.39
<b>PUBLIC WORKS</b>		<b>CAPITAL OUTLAY</b>		<b>PRIOR YEARS TAXES OUTSTANDING</b>	
Streets and Drainage	44,117.77	Public Enterprises		Balance January 1, 1973	74,832.12
Sewers and Sewage Processing		Recreation—Culture		Collected in 1973	51,368.99
Garbage and Trash Disposal	6,100.00	Public Works		Cancelled, Abated or Adjusted 1973	
Public Buildings and Grounds		Buildings and Grounds		Transfers to Tax Title Liens or Foreclosed	
Other Public Works	300.00	Library and Education		Balance December 31, 1973	23,463.13
<b>HEALTH and WELFARE</b>		Conservation		<b>TAX TITLE LIENS OUTSTANDING</b>	
Health Services Except Environmental	1,750.00	All Other		Balance January 1, 1973	23,703.04
Welfare-Public Assistance	1,320.00			Transfers From Taxes	4,082.44
Hospitals, Clinics, First Aid	1,250.00			Redeemed in 1973	3,397.98
Animal, Insect, & Rodent Control	1,500.00			Cancelled, Abated or Adjusted (1973)	
Other Welfare Services				Transfers to Foreclosed Property	
<b>RECREATION and CONSERVATION</b>				Balance December 31, 1973	24,387.50
Beaches and Boardwalks				<b>PROPERTY ACQUIRED BY DEED OR FORECLOSURE</b>	
Parks, Playgrounds, Shade Trees				Balance January 1, 1973	1,200.00
Land Reclamation & Conservation				Transfers From Taxes or Liens	
Other Recreational Services	1,700.00			Sale for Cash (1973)	
<b>EDUCATION (excluding schools)</b>				Cancelled, Abated or Adjusted (1973)	
Libraries				Balance December 31, 1973	1,200.00
Other Educational Services				<b>CURRENT FINANCES DECEMBER 31, 1973</b>	
<b>STATUTORY EXPENDITURES</b>				<b>ASSETS</b>	
Pensions & F. I. C. A.	1,300.00			Cash Dec. 31, 1973	385,380.19
Employee Fringe Benefits				Taxes Receivable	70,174.52
Other Statutory Expenditures				Tax Title Liens	24,387.50
<b>MUNICIPAL FUNCTIONS</b>				Foreclosed Property	1,200.00
<b>CAPITAL IMPROVEMENTS</b> *MEMO*	105,632.77			Emergencies & Other Deferred Charges	
<b>DEBT SERVICE</b>	7,000.00			State Aid Receivable	15,984.20
Principal Payments				Other Receivables	
Interest Payments				Total	497,126.41
<b>DEFERRED CHARGES</b>	10,000.00			<b>LIABILITIES, RESERVES, AND SURPLUS</b>	
<b>SCHOOL, COUNTY, SPECIAL DISTRICT TAXES</b>	457,932.15			Cash Liabilities	222,685.79
<b>RESERVE FOR UNCOLLECTED TAXES</b>	89,870.00			Reserves for Receivables	95,762.02
<b>EMERGENCY EMPLOYMENT ACT OF 1971</b>	5,165.96			Surplus Dec. 31, 1973	178,678.60
<b>EXPENDITURES</b> TOTAL	668,600.88			Total	497,126.41

0210

Population 1970 20,170  
 Population 1973 20,400  
 S & P Rating BAA  
 Moody Rating

General Tax Rate Per \$100. 4.55  
 State Equalized Tax Rate 3.43

## DUMONT BOROUGH — BERGEN CO.

Form of Government:  
 Borough Council  
 Number of Members on Governing Body 6

PER CAPITA: 150.20  
 Gross Debt 64.50  
 Net Debt 3.71  
 Debt Service 339.55  
 Total Tax Levy 124.35  
 Municipal Expenditures

PER CENT: 1.66  
 Gross Debt .71  
 Net Debt 97.57  
 Tax Levy Collected  
 Tax Levy Cancelled, Abated or Adjusted .54

EXPENDITURES		REVENUES-REALIZED		1973 PROPERTY TAX	
GENERAL GOVERNMENT		1973 Property Taxes Collected		STATE EQUALIZED TAX RATE	
Governing Body & Public Boards		6,799,491.70		2.38	
Municipal Clerk		175.77		Local District School Taxes	
Financial Administration	12,300.00	73,021.30		Regional & Consolidated School Tax	
Assessment of Taxes	16,665.50	48,753.97		School Taxes in Municipal Budget	
Collection of Taxes	28,808.10	296,052.64		County Taxes	
Planning, Housing & Development	800.00	79,122.08		County Library Taxes	
Human Resources	1,000.00	18,652.41		Local Municipal Purpose Taxes	
Elections		243,515.75		Veteran & Senior Citizen Taxes	
General Administration (other)	130,306.73	33,436.29		Total Taxes for Rate Computation	
JUDICIARY		95,999.25		Special District Taxes	
Municipal Courts	10,330.42	7,688,221.16		Bank Stock Taxes	
PUBLIC SAFETY		395,000.00		Added and Omitted Taxes	
Fire Protection	73,438.00	8,083,221.16		Total Taxes Levied - ABSTRACT	
Police Protection	598,110.65	333,481.89		Total Taxes Billed	
Civil Defense & Disaster Control	1,050.00	CAPITAL OUTLAY		1973 TAXES COLLECTED	
Environmental Inspection & Control	6,810.00	Public Enterprises		1973 Taxes Cancelled, Abated or Adjusted	
Other Public Safety	10,900.00	Recreation—Culture		Transfer to Tax Title Liens or Foreclosed	
PUBLIC WORKS		Public Works		Balance Outstanding Dec. 31, 1973	
Streets and Drainage	498,910.80	Buildings and Grounds		PRIOR YEARS TAXES OUTSTANDING	
Sewers and Sewage Processing	171,603.44	Library and Education		Balance January 1, 1973	
Garbage and Trash Disposal	262,730.00	Conservation		Collected in 1973	
Public Buildings and Grounds	37,541.00	All Other		Cancelled, Abated or Adjusted 1973	
Other Public Works		CAPITAL DEBT AUTHORIZED, DECEMBER 31, 1973		Transfers to Tax Title Liens or Foreclosed	
HEALTH and WELFARE		ISSUED AND UNISSUED		Balance December 31, 1973	
Health Services Except Environmental	35,360.83	SCHOOL		TAX TITLE LIENS OUTSTANDING	
Welfare—Public Assistance	6,086.00	Self-liquidating		Balance January 1, 1973	
Hospitals, Clinics, First Aid		Other		Transfers From Taxes	
Animal, Insect, & Rodent Control		Total		Redeemed in 1973	
Other Welfare Services		ISSUED AND OUTSTANDING		Cancelled, Abated or Adjusted (1973)	
RECREATION and CONSERVATION		SCHOOL		Transfers to Foreclosed Property	
Beaches and Boardwalks		Self-liquidating		Balance December 31, 1973	
Parks, Playgrounds, Shade Trees	19,903.00	Other		PROPERTY ACQUIRED BY DEED OR	
Land Reclamation & Conservation		Total		FORECLOSURE	
Other Recreational Services	65,547.00	EQUALIZED VALUATION BASIS		Balance January 1, 1973	
EDUCATION (excluding schools)		FOR NET DEBT COMPUTATION		Transfers From Taxes or Liens	
Libraries	80,230.00	REAL PROPERTY VALUATIONS		Sale for Cash (1973)	
Other Educational Services		Code Class # of Parcels % VAL'N		Cancelled, Abated or Adjusted (1973)	
STATUTORY EXPENDITURES		ASSESSSED VALUATION		Balance December 31, 1973	
Pensions & F. I. C. A.	112,395.93	1 Vacant Land 167 .78		CURRENT FINANCES DECEMBER 31, 1973	
Employee Fringe Benefits	37,000.00	2 Residential 4825 39.07		ASSETS	
Other Statutory Expenditures		3 Farm		Cash Dec. 31, 1973	
MUNICIPAL FUNCTIONS		4a Commercial 117 4.70		Taxes Receivable	
CAPITAL IMPROVEMENTS	2,218,387.40	4b Industrial 12 .41		Tax Title Liens	
DEBT SERVICE	50,600.00	4c Apartments 25 5.04		Foreclosed Property	
Principal Payments	46,319.00	Total 5146		Emergencies & Other Deferred Charges	
Interest Payments	29,322.50	Land Area 1.80 Sq. Miles		State Aid Receivable	
DEFERRED CHARGES	88,595.47	Net Valuation Taxable-Municipal		Other Receivables	
SCHOOL, COUNTY, SPECIAL DISTRICT TAXES	5,609,147.41	Net Valuation Taxable-County		Total	
RESERVE FOR UNCOLLECTED TAXES	136,544.39	State Equalized Valuation		LIABILITIES, RESERVES, AND SURPLUS	
EMERGENCY EMPLOYMENT ACT OF 1971	17,531.05	State Equalization Ratio		Cash Liabilities	
EXPENDITURES	8,145,847.22			Reserves for Receivables	
TOTAL				Surplus Dec. 31, 1973	
				Total	

1203

Population 1970 7,075  
 Population 1973 7,190  
 S & P Rating  
 Moody Rating

General Tax Rate Per \$100. 3.91  
 State Equalized Tax Rate 3.37

DUNELLEN BOROUGH — MIDDLESEX CO.  
 Form of Government:  
 Borough Council  
 Number of Members on Governing Body 6

PER CAPITA:  
 Gross Debt 145.20  
 Net Debt 46.03  
 Debt Service 5.37  
 Total Tax Levy 333.72  
 Municipal Expenditures 128.91

PER CENT:  
 Gross Debt 1.66  
 Net Debt .53  
 Tax Levy Collected 95.83  
 Tax Levy Cancelled, Abated or Adjusted

EXPENDITURES		REVENUES-REALIZED		1973 PROPERTY TAX	
GENERAL GOVERNMENT				STATE EQUALIZED TAX RATE — 3.37	
Governing Body & Public Boards		1973 Property Taxes Collected	2,299,514.26	Local District School Taxes	1,682,149.75
Municipal Clerk		1973 Payments in Lieu of Taxes	9,932.48	Regional & Consolidated School Tax	
Financial Administration	7,300.00	Delinquent Tax & Lien Collections	87,941.66	School Taxes in Municipal Budget	
Assessment of Taxes	6,502.00	Business Personalty Replacement Taxes	192,864.98	County Taxes	398,428.88
Collection of Taxes	15,980.00	Taxes from Public Utilities	114,976.84	County Library Taxes	
Planning, Housing & Development	1,450.00	Other Miscellaneous Tax Revenues		Local Municipal Purpose Taxes	302,522.25
Human Resources	1,000.00	State Aid Revenues	43,049.13	Veteran & Senior Citizen Taxes	48,640.00
Elections	1,290.00	Federal Aid Revenues	3,907.20	Total Taxes for Rate Computation	2,431,740.88
General Administration (other)	70,103.00	State and Local Fiscal Assistance Act Utilized	75,384.00	Special District Taxes	
JUDICIARY		Sale of Acquired Property		Bank Stock Taxes	10,640.06
Municipal Courts	13,950.00	Other Miscellaneous Revenues	43,951.79	Added and Omitted Taxes	5,735.97
PUBLIC SAFETY		Other Revenues, Revenue Sharing Tax Effort	28,364.35	Total Taxes Levied - ABSTRACT	2,399,476.91
Fire Protection	37,640.00	Total	2,899,886.69	Total Taxes Billed	2,399,476.91
Police Protection	272,425.00	Prior Years Surplus Appropriated	45,000.00	1973 TAXES COLLECTED	2,299,514.26
Civil Defense & Disaster Control	1,300.00	REVENUES TOTAL	2,944,886.69	1973 Taxes Cancelled, Abated or Adjusted	
Environmental Inspection & Control	2,400.00	CAPITAL OUTLAY TOTAL	167,062.26	Transfer to Tax Title Liens or Foreclosed	5,165.10
Other Public Safety				Balance Outstanding Dec. 31, 1973	94,797.55
PUBLIC WORKS				PRIOR YEARS TAXES OUTSTANDING	
Streets and Drainage	117,750.75	Public Enterprises		Balance January 1, 1973	110,578.63
Sewers and Sewage Processing	37,737.67	Recreation—Culture		Collected in 1973	86,458.00
Garbage and Trash Disposal	10,204.00	Public Works	865.30	Cancelled, Abated or Adjusted 1973	904.10
Public Buildings and Grounds	20,941.00	Buildings and Grounds		Transfers to Tax Title Liens or Foreclosed	416.80
Other Public Works	200.00	Library and Education	166,196.96	Balance December 31, 1973	22,799.73
HEALTH and WELFARE		Conservation		TAX TITLE LIENS OUTSTANDING	
Health Services Except Environmental	6,055.00	All Other		Balance January 1, 1973	19,541.08
Welfare-Public Assistance	4,749.07			Transfers From Taxes	5,648.59
Hospitals, Clinics, First Aid	500.00			Redeemed in 1973	1,483.66
Animal, Insect, & Rodent Control				Cancelled, Abated or Adjusted (1973)	
Other Welfare Services				Transfers to Foreclosed Property	
RECREATION and CONSERVATION				Balance December 31, 1973	23,706.01
Beaches and Boardwalks				PROPERTY ACQUIRED BY DEED OR	
Parks, Playgrounds, Shade Trees	8,768.00			FORECLOSURE	
Land Reclamation & Conservation	27,000.00			Balance January 1, 1973	900.00
Other Recreational Services	25,400.00			Transfers From Taxes or Liens	
EDUCATION (excluding schools)				Sale for Cash (1973)	
Libraries	20,370.00			Cancelled, Abated or Adjusted (1973)	
Other Educational Services				Balance December 31, 1973	900.00
STATUTORY EXPENDITURES				CURRENT FINANCES DECEMBER 31, 1973	
Pensions & F. I. C. A.	40,901.49			ASSETS	
Employee Fringe Benefits	10,198.00			Cash Dec. 31, 1973	275,991.76
Other Statutory Expenditures				Taxes Receivable	117,597.28
MUNICIPAL FUNCTIONS TOTAL	762,114.98			Tax Title Liens	23,706.01
CAPITAL IMPROVEMENTS *MEMO*	40,097.00			Foreclosed Property	900.00
DEBT SERVICE				Emergencies & Other Deferred Charges	39,518.00
Principal Payments	25,300.00			State Aid Receivable	30,139.78
Interest Payments	13,622.77			Other Receivables	2,413.91
DEFERRED CHARGES	16,485.56			Total	490,266.74
SCHOOL, COUNTY, SPECIAL DISTRICT TAXES	2,080,578.63			LIABILITIES, RESERVES, AND SURPLUS	
RESERVE FOR UNCOLLECTED TAXES	109,658.62			Cash Liabilities	284,079.80
EMERGENCY EMPLOYMENT ACT OF 1971				Reserves for Receivables	144,617.20
EXPENDITURES TOTAL	3,007,460.56			Surplus Dec. 31, 1973	61,569.74
				Total	490,266.74

1538

Population 1970 330  
 Population 1973 355  
 S & P Rating  
 Moody Rating

General Tax Rate Per \$100. 3.53  
 State Equalized Tax Rate 2.45

## EAGLESWOOD TOWNSHIP — OCEAN CO.

Form of Government:

Township Committee

Number of Members on Governing Body 3

PER CAPITA:  
 Gross Debt 208.21  
 Net Debt 7.02  
 Debt Service  
 Total Tax Levy 320.89  
 Municipal Expenditures 155.06

PER CENT:  
 Gross Debt 2.11  
 Net Debt .07  
 Tax Levy Collected 81.74  
 Tax Levy Cancelled, Abated or Adjusted .24

EXPENDITURES		REVENUES-REALIZED		1973 PROPERTY TAX	
GENERAL GOVERNMENT				STATE EQUALIZED TAX RATE 1.97	
Governing Body & Public Boards		1973 Property Taxes Collected		Local District School Taxes 224,983.00	
Municipal Clerk		1973 Payments in Lieu of Taxes		Regional & Consolidated School Tax	
Financial Administration		Delinquent Tax & Lien Collections		School Taxes in Municipal Budget	
Assessment of Taxes		Business Personalty Replacement Taxes		County Taxes .36	
Collection of Taxes		Taxes from Public Utilities		County Library Taxes .02	
Planning, Housing & Development		Other Miscellaneous Tax Revenues		Local Municipal Purpose Taxes .03	
Human Resources		State Aid Revenues		Veteran & Senior Citizen Taxes .08	
Elections		Federal Aid Revenues		Total Taxes for Rate Computation 2.46	
General Administration (other)		State and Local Fiscal Assistance Act Utilized		Special District Taxes	
JUDICIARY		Sale of Acquired Property		Bank Stock Taxes	
Municipal Courts		Other Miscellaneous Revenues		Added and Omitted Taxes	
PUBLIC SAFETY		Other Revenues, Revenue Sharing Tax Effort		Total Taxes Levied - ABSTRACT	
Fire Protection		Total		Total Taxes Billed	
Police Protection		Prior Years Surplus Appropriated		1973 TAXES COLLECTED	
Civil Defense & Disaster Control		REVENUES TOTAL		1973 Taxes Cancelled, Abated or Adjusted	
Environmental Inspection & Control		CAPITAL OUTLAY TOTAL		Transfer to Tax Title Liens or Foreclosed	
Other Public Safety		Public Enterprises		Balance Outstanding Dec. 31, 1973	
PUBLIC WORKS		Recreation—Culture		PRIOR YEARS TAXES OUTSTANDING	
Streets and Drainage		Public Works		Balance January 1, 1973	
Sewers and Sewage Processing		Buildings and Grounds		Collected in 1973	
Garbage and Trash Disposal		Library and Education		Cancelled, Abated or Adjusted 1973	
Public Buildings and Grounds		Conservation		Transfers to Tax Title Liens or Foreclosed	
Other Public Works		All Other		Balance December 31, 1973	
HEALTH and WELFARE		CAPITAL DEBT AUTHORIZED, DECEMBER 31, 1973		TAX TITLE LIENS OUTSTANDING	
Health Services Except Environmental		ISSUED AND UNISSUED GROSS DEBT NET DEBT		Balance January 1, 1973	
Welfare-Public Assistance		School 172,020		Transfers From Taxes	
Hospitals, Clinics, First Aid		Self-liquidating 6,000		Redeemed in 1973	
Animal, Insect, & Rodent Control		Other 6,000		Cancelled, Abated or Adjusted (1973)	
Other Welfare Services		Total 178,020		Transfers to Foreclosed Property	
RECREATION and CONSERVATION		ISSUED AND OUTSTANDING		Balance December 31, 1973	
Beaches and Boardwalks		School		PROPERTY ACQUIRED BY DEED OR FORECLOSURE	
Parks, Playgrounds, Shade Trees		Self-Liquidating		Balance January 1, 1973	
Land Reclamation & Conservation		Other		Transfers From Taxes or Liens	
Other Recreational Services		Total		Sale for Cash (1973)	
EDUCATION (excluding schools)		EQUALIZED VALUATION BASIS		Cancelled, Abated or Adjusted (1973)	
Libraries		FOR NET DEBT COMPUTATION		Balance December 31, 1973	
Other Educational Services		REAL PROPERTY VALUATIONS		CURRENT FINANCES DECEMBER 31, 1973	
STATUTORY EXPENDITURES		Code Class # of Parcels % VAL'N ASSESSED VALUATION		ASSETS	
Pensions & F. I. C. A.		1 Vacant Land 867 37.80 2,911,350.00		Cash Dec. 31, 1973	
Employee Fringe Benefits		2 Residential 492 51.17 3,940,800.00		Taxes Receivable	
Other Statutory Expenditures		3 Farm 2 .25 19,000.00		Tax Title Liens	
MUNICIPAL FUNCTIONS TOTAL		4a Commercial 35 6.81 524,500.00		Foreclosed Property	
CAPITAL IMPROVEMENTS *MEMO*		4b Industrial 5 3.98 306,300.00		Emergencies & Other Deferred Charges	
DEBT SERVICE		4c Apartments		State Aid Receivable	
Principal Payments		Total 1401 7,701,950.00		Other Receivables	
Interest Payments		Land Area 16.50 Sq. Miles		Total	
DEFERRED CHARGES		Net Valuation Taxable-Municipal		LIABILITIES, RESERVES, AND SURPLUS	
SCHOOL, COUNTY, SPECIAL DISTRICT TAXES		Net Valuation Taxable-County		Cash Liabilities	
RESERVE FOR UNCOLLECTED TAXES		State Equalized Valuation		Reserves for Receivables	
EMERGENCY EMPLOYMENT ACT OF 1971		State Equalization Ratio		Surplus Dec. 31, 1973	
EXPENDITURES TOTAL				Total	

1008

Population 1970 2,575  
 Population 1973 2,735  
 S & P Rating  
 Moody Rating

General Tax Rate Per \$100. 3.84  
 State Equalized Tax Rate 2.71

## EAST AMWELL TOWNSHIP — HUNTERDON CO.

Form of Government:  
 Township Committee  
 Number of Members on Governing Body 3

PER CAPITA:  
 Gross Debt 230.56  
 Net Debt  
 Debt Service 430.32  
 Total Tax Levy 148.01  
 Municipal Expenditures

PER CENT:  
 Gross Debt 1.69  
 Net Debt  
 Tax Levy Collected 88.65  
 Tax Levy Cancelled, Abated or Adjusted .09

EXPENDITURES		REVENUES-REALIZED		1973 PROPERTY TAX	
GENERAL GOVERNMENT				STATE EQUALIZED TAX RATE — 1.10	
Governing Body & Public Boards		1973 Property Taxes Collected	1,047,084.45	Local District School Taxes	470,726.00
Municipal Clerk	5,400.00	1973 Payments in Lieu of Taxes		Regional & Consolidated School Tax .92	391,616.17
Financial Administration	10,000.00	Delinquent Tax & Lien Collections	113,002.60	School Taxes in Municipal Budget	
Assessment of Taxes	6,500.00	Business Personalty Replacement Taxes	38,863.99	County Taxes .36	153,749.17
Collection of Taxes	10,425.00	Taxes from Public Utilities	61,545.11	County Library Taxes .02	8,144.62
Planning, Housing & Development		Other Miscellaneous Tax Revenues		Local Municipal Purpose Taxes .28	120,560.86
Human Resources		State Aid Revenues	21,584.77	Veteran & Senior Citizen Taxes .03	14,690.00
Elections		Federal Aid Revenues		Total Taxes for Rate Computation 2.71	1,159,486.82
General Administration (other)	31,100.00	State and Local Fiscal Assistance Act Utilized	7,719.00	Special District Taxes	
JUDICIARY		Sale of Acquired Property		Bank Stock Taxes	389.79
Municipal Courts	3,600.00	Other Miscellaneous Revenues	32,870.41	Added and Omitted Taxes	30,915.19
PUBLIC SAFETY		Other Revenues, Revenue Sharing Tax Effort	15,781.39	Total Taxes Levied - ABSTRACT	1,176,101.80
Fire Protection	9,750.00	Total	1,338,451.72	Total Taxes Billed	1,181,180.08
Police Protection	6,130.00	Prior Years Surplus Appropriated	110,000.00	1973 TAXES COLLECTED	1,047,084.45
Civil Defense & Disaster Control	270.00	REVENUES TOTAL	1,448,451.72	1973 Taxes Cancelled, Abated or Adjusted	1,054.64
Environmental Inspection & Control	5,250.00	CAPITAL OUTLAY TOTAL	7,543.35	Transfer to Tax Title Liens or Foreclosed	
Other Public Safety				Balance Outstanding Dec. 31, 1973	133,040.99
PUBLIC WORKS				PRIOR YEARS TAXES OUTSTANDING	
Streets and Drainage	94,878.89	Public Enterprises		Balance January 1, 1973	129,579.88
Sewers and Sewage Processing	6,800.00	Recreation—Culture		Collected in 1973	113,002.60
Garbage and Trash Disposal	5,000.00	Public Works		Cancelled, Abated or Adjusted 1973	
Public Buildings and Grounds	20,530.00	Buildings and Grounds	7,543.35	Transfers to Tax Title Liens or Foreclosed	
Other Public Works		Library and Education		Balance December 31, 1973	16,577.28
HEALTH and WELFARE		Conservation		TAX TITLE LIENS OUTSTANDING	
Health Services Except Environmental	4,300.00	All Other		Balance January 1, 1973	
Welfare-Public Assistance	1,965.00	CAPITAL DEBT AUTHORIZED, DECEMBER 31, 1973		Transfers From Taxes	
Hospitals, Clinics, First Aid		ISSUED AND UNISSUED GROSS DEBT		Redeemed in 1973	
Animal, Insect, & Rodent Control		School 615,588		Cancelled, Abated or Adjusted (1973)	
Other Welfare Services		Self-liquidating 15,000		Transfers to Foreclosed Property	
RECREATION and CONSERVATION		Other 630,588		Balance December 31, 1973	
Beaches and Boardwalks		ISSUED AND OUTSTANDING		PROPERTY ACQUIRED BY DEED OR	
Parks, Playgrounds, Shade Trees		School 615,588.64		FORECLOSURE	
Land Reclamation & Conservation	1,575.00	Self-Liquidating		Balance January 1, 1973	
Other Recreational Services	1,400.00	Other		Transfers From Taxes or Liens	
EDUCATION (excluding schools)		Total 615,588.64		Sale for Cash (1973)	
Libraries		EQUALIZED VALUATION BASIS		Cancelled, Abated or Adjusted (1973)	
Other Educational Services		FOR NET DEBT COMPUTATION	37,262,709.33	Balance December 31, 1973	
STATUTORY EXPENDITURES		REAL PROPERTY VALUATIONS		CURRENT FINANCES DECEMBER 31, 1973	
Pensions & F. I. C. A.	4,170.00	Code Class # of Parcels % VAL'N		ASSETS	
Employee Fringe Benefits	2,000.00	1 Vacant Land 328 8.35	2,503,225.00	Cash Dec. 31, 1973	518,279.56
Other Statutory Expenditures		2 Residential 589 50.83	15,236,067.00	Taxes Receivable	149,618.27
MUNICIPAL FUNCTIONS TOTAL	231,043.89	3 Farm 448 30.00	8,992,907.00	Tax Title Liens	
CAPITAL IMPROVEMENTS *MEMO*	59,496.78	4a Commercial 39 10.14	3,040,127.00	Foreclosed Property	
DEBT SERVICE		4b Industrial		Emergencies & Other Deferred Charges	10,759.83
Principal Payments		4c Apartments 3 .68	234,800.00	State Aid Receivable	22,550.17
Interest Payments		Total 1407	29,977,126.00	Other Receivables	
DEFERRED CHARGES	190.00	Land Area 28.10 Sq. Miles		Total	701,207.83
SCHOOL, COUNTY, SPECIAL DISTRICT TAXES	1,024,235.96	Net Valuation Taxable-Municipal	30,248,797.00	LIABILITIES, RESERVES, AND SURPLUS	
RESERVE FOR UNCOLLECTED TAXES	173,576.53	Net Valuation Taxable-County	36,314,597.00	Cash Liabilities	101,016.35
EMERGENCY EMPLOYMENT ACT OF 1971		State Equalized Valuation	42,625,971.00	Reserves for Receivables	149,618.27
EXPENDITURES TOTAL	1,429,046.38	State Equalization Ratio 70.78		Surplus Dec. 31, 1973	450,573.21
				Total	701,207.83

1204

Population 1970 34,300  
 Population 1973 36,420  
 S & P Rating BBB  
 Moody Rating BAA-1

General Tax Rate Per \$100. 3.29  
 State Equalized Tax Rate 3.63

EAST BRUNSWICK TOWNSHIP — MIDDLESEX  
 CO.  
 Form of Government:  
 Mayor-Council Plan E (OMCL50)  
 Number of Members on Governing Body 5

PER CAPITA:  
 Gross Debt 591.73  
 Net Debt 167.35  
 Debt Service 13.49  
 Total Tax Levy 444.13  
 Municipal Expenditures 157.00

PER CENT:  
 Gross Debt 5.71  
 Net Debt 1.62  
 Tax Levy Collected 96.11  
 Tax Levy Cancelled, Abated or Adjusted .01

EXPENDITURES		REVENUES-REALIZED		1973 PROPERTY TAX	
<b>GENERAL GOVERNMENT</b>				<b>STATE EQUALIZED TAX RATE</b>	
Governing Body & Public Boards	26,395.00	1973 Property Taxes Collected		Local District School Taxes	2.39
Municipal Clerk	58,550.00	1973 Payments in Lieu of Taxes		Regional & Consolidated School Tax	10,553,971.00
Financial Administration	36,265.88	Delinquent Tax & Lien Collections		School Taxes in Municipal Budget	
Assessment of Taxes	52,699.00	Business Personalty Replacement Taxes		County Taxes	.54
Collection of Taxes	88,389.00	Taxes from Public Utilities		County Library Taxes	
Planning, Housing & Development	69,867.00	Other Miscellaneous Tax Revenues		Local Municipal Purpose Taxes	.66
Human Resources		State Aid Revenues		Veteran & Senior Citizen Taxes	.04
Elections		Federal Aid Revenues		Total Taxes for Rate Computation	3.63
General Administration (other)	650,771.12	State and Local Fiscal Assistance Act Utilized		Special District Taxes	
<b>JUDICIARY</b>		Sale of Acquired Property		Bank Stock Taxes	13,648.42
Municipal Courts	49,352.00	Other Miscellaneous Revenues		Added and Omitted Taxes	278,664.25
<b>PUBLIC SAFETY</b>		Other Revenues, Revenue Sharing Tax Effort		Total Taxes Levied - ABSTRACT	16,175,263.78
Fire Protection	182,895.00	Prior Years Surplus Appropriated		Total Taxes Billed	16,180,007.58
Police Protection	993,069.07	<b>REVENUES TOTAL</b>		1973 TAXES COLLECTED	15,551,171.24
Civil Defense & Disaster Control	19,555.00	<b>CAPITAL OUTLAY TOTAL</b>		1973 Taxes Cancelled, Abated or Adjusted	2,160.00
Environmental Inspection & Control	101,559.00	Public Enterprises		Transfer to Tax Title Liens or Foreclosed	
Other Public Safety		Recreation—Culture		Balance Outstanding Dec. 31, 1973	626,676.34
<b>PUBLIC WORKS</b>		Public Works		<b>PRIOR YEARS TAXES OUTSTANDING</b>	
Streets and Drainage	721,010.00	Buildings and Grounds		Balance January 1, 1973	834,084.39
Sewers and Sewage Processing		Library and Education		Collected in 1973	365,348.05
Garbage and Trash Disposal	475,740.00	Conservation		Cancelled, Abated or Adjusted 1973	10,089.96
Public Buildings and Grounds	132,397.00	All Other		Transfers to Tax Title Liens or Foreclosed	27,548.89
Other Public Works		<b>CAPITAL DEBT AUTHORIZED, DECEMBER 31, 1973</b>		Balance December 31, 1973	431,097.49
<b>HEALTH and WELFARE</b>		<b>ISSUED AND UNISSUED</b>		<b>TAX TITLE LIENS OUTSTANDING</b>	
Health Services Except Environmental	85,047.70	<b>GROSS DEBT</b>		Balance January 1, 1973	243,704.49
Welfare-Public Assistance	10,570.00	<b>NET DEBT</b>		Transfers From Taxes	35,548.56
Hospitals, Clinics, First Aid	4,000.00	School		Redeemed in 1973	32,661.06
Animal, Insect, & Rodent Control		Self-liquidating		Cancelled, Abated or Adjusted (1973)	2,483.30
Other Welfare Services		Other		Transfers to Foreclosed Property	
<b>RECREATION and CONSERVATION</b>		Total		Balance December 31, 1973	244,108.69
Beaches and Boardwalks		<b>ISSUED AND OUTSTANDING</b>		<b>PROPERTY ACQUIRED BY DEED OR FORECLOSURE</b>	
Parks, Playgrounds, Shade Trees	105,580.00	School		Balance January 1, 1973	113,876.00
Land Reclamation & Conservation		Self-Liquidating		Transfers From Taxes or Liens	
Other Recreational Services	105,000.00	Other		Sale for Cash (1973)	
<b>EDUCATION (excluding schools)</b>		Total		Cancelled, Abated or Adjusted (1973)	
Libraries	182,000.00	<b>EQUALIZED VALUATION BASIS</b>		Balance December 31, 1973	113,876.00
Other Educational Services		<b>FOR NET DEBT COMPUTATION</b>		<b>CURRENT FINANCES DECEMBER 31, 1973</b>	
<b>STATUTORY EXPENDITURES</b>		<b>REAL PROPERTY VALUATIONS</b>		<b>ASSETS</b>	
Pensions & F. I. C. A.	193,987.34	Code Class # of Parcels % VAL'N		Cash Dec. 31, 1973	1,441,832.37
Employee Fringe Benefits		1 Vacant Land 2869 5.98		Taxes Receivable	1,057,773.83
Other Statutory Expenditure		2 Residential 8544 70.35		Tax Title Liens	244,108.69
<b>MUNICIPAL FUNCTIONS</b>		3 Farm 185 .67		Foreclosed Property	113,876.00
CAPITAL IMPROVEMENTS	4,344,699.11	4a Commercial 310 13.76		Emergencies & Other Deferred Charges	24,853.07
<b>DEBT SERVICE</b>		4b Industrial 71 5.99		State Aid Receivable	86,504.78
Principal Payments	215,000.00	4c Apartments 13 3.26		Other Receivables	48,952.90
Interest Payments	276,174.25	Total 11992		Total	3,017,901.64
<b>DEFERRED CHARGES</b>		Land Area 22.20 Sq. Miles		<b>LIABILITIES, RESERVES, AND SURPLUS</b>	
SCHOOL, COUNTY, SPECIAL DISTRICT TAXES	46,251.94	Net Valuation Taxable-Municipal		Cash Liabilities	628,308.08
RESERVE FOR UNCOLLECTED TAXES	12,963,843.12	Net Valuation Taxable-County		Reserves for Receivables	1,464,711.42
EMERGENCY EMPLOYMENT ACT OF 1971	804,836.47	State Equalized Valuation		Surplus Dec. 31, 1973	924,882.14
<b>EXPENDITURES TOTAL</b>	18,681,761.89	State Equalization Ratio		Total	3,017,901.64

0803

Population 1970 3,290  
 Population 1973 3,410  
 S & P Rating BBB  
 Moody Rating BAA

General Tax Rate Per \$100 2.92  
 State Equalized Tax Rate 2.82

EAST GREENWICH TOWNSHIP — GLOUCESTER  
 CO.  
 Form of Government:  
 Township Committee  
 Number of Members on Governing Body 3

PER CAPITA: 266.60 PER CENT: 3.31  
 Gross Debt  
 Net Debt  
 Debt Service 256.60  
 Total Tax Levy 142.12  
 Municipal Expenditures  
 Gross Debt  
 Net Debt  
 Tax Levy Collected 88.16  
 Tax Levy Cancelled, Abated or Adjusted

EXPENDITURES		REVENUES-REALIZED		1973 PROPERTY TAX	
GENERAL GOVERNMENT				STATE EQUALIZED TAX RATE — 1.10	
Governing Body & Public Boards		1973 Property Taxes Collected	778,627.55	Local District School Taxes	349,131.00
Municipal Clerk	6,800.00	1973 Payments in Lieu of Taxes	81,995.62	Regional & Consolidated School Tax	344,725.48
Financial Administration	2,900.00	Delinquent Tax & Lien Collections	17,341.81	School Taxes in Municipal Budget	180,239.69
Assessment of Taxes	3,700.00	Business Personalty Replacement Taxes	202,439.53	County Taxes	18,770.00
Collection of Taxes	3,000.00	Taxes from Public Utilities	25,188.66	County Library Taxes	892,866.17
Planning, Housing & Development	40,100.00	Other Miscellaneous Tax Revenues	34,632.00	Local Municipal Purpose Taxes	912.37
Human Resources	13,800.00	State Aid Revenues	66,915.02	Veteran & Senior Citizen Taxes	875,008.54
Elections	28,773.00	Federal Aid Revenues	6,778.02	Total Taxes for Rate Computation	883,216.17
General Administration (other)	78,459.00	State and Local Fiscal Assistance Act Utilized	1,213,918.21	Special District Taxes	778,627.55
JUDICIARY	200.00	Sale of Acquired Property	138,199.50	Bank Stock Taxes	
Municipal Courts	600.00	Other Miscellaneous Revenues	1,352,117.71	Added and Omitted Taxes	
PUBLIC SAFETY		Other Revenues, Revenue Sharing Tax Effort		Total Taxes Levied - ABSTRACT	
Fire Protection		Prior Years Surplus Appropriated		Total Taxes Billed	
Police Protection		REVENUES TOTAL		1973 TAXES COLLECTED	
Civil Defense & Disaster Control		CAPITAL OUTLAY TOTAL		1973 Taxes Cancelled, Abated or Adjusted	
Environmental Inspection & Control				Transfer to Tax Title Liens or Foreclosed	
Other Public Safety				Balance Outstanding Dec. 31, 1973	
PUBLIC WORKS				PRIOR YEARS TAXES OUTSTANDING	
Streets and Drainage				Balance January 1, 1973	
Sewers and Sewage Processing				Collected in 1973	
Garbage and Trash Disposal				Cancelled, Abated or Adjusted 1973	
Public Buildings and Grounds				Transfers to Tax Title Liens or Foreclosed	
Other Public Works				Balance December 31, 1973	
HEALTH and WELFARE				TAX TITLE LIENS OUTSTANDING	
Health Services Except Environmental				Balance January 1, 1973	
Welfare-Public Assistance				Transfers From Taxes	
Hospitals, Clinics, First Aid				Redeemed in 1973	
Animal, Insect, & Rodent Control				Cancelled, Abated or Adjusted (1973)	
Other Welfare Services				Transfers to Foreclosed Property	
RECREATION and CONSERVATION				Balance December 31, 1973	
Beaches and Boardwalks				PROPERTY ACQUIRED BY DEED OR	
Parks, Playgrounds, Shade Trees				FORECLOSURE	
Land Reclamation & Conservation				Balance January 1, 1973	
Other Recreational Services				Transfers From Taxes or Liens	
EDUCATION (excluding schools)				Sale for Cash (1973)	
Libraries				Cancelled, Abated or Adjusted (1973)	
Other Educational Services				Balance December 31, 1973	
STATUTORY EXPENDITURES				CURRENT FINANCES DECEMBER 31, 1973	
Pensions & F. I. C. A.				ASSETS	
Employee Fringe Benefits				Cash Dec. 31, 1973	
Other Statutory Expenditures				Taxes Receivable	
MUNICIPAL FUNCTIONS TOTAL				Tax Title Liens	
CAPITAL IMPROVEMENTS *MEMO*				Foreclosed Property	
DEBT SERVICE				Emergencies & Other Deferred Charges	
Principal Payments				State Aid Receivable	
Interest Payments				Other Receivables	
DEFERRED CHARGES				Total	
SCHOOL, COUNTY, SPECIAL DISTRICT TAXES				LIABILITIES, RESERVES, AND SURPLUS	
RESERVE FOR UNCOLLECTED TAXES				Cash Liabilities	
EMERGENCY EMPLOYMENT ACT OF 1971				Reserves for Receivables	
EXPENDITURES TOTAL				Surplus Dec. 31, 1973	
				Total	

Population 1970	7,750
Population 1973	8,065
S & P Rating	A
Moody Rating	BAA

General Tax Rate Per \$100. 2.97  
State Equalized Tax Rate 2.45

## Number of Members on Governing Body 5

PER CAPITA:	952.08	PER CENT:	4.28
Gross Debt	347.87	Gross Debt	1.56
Net Debt	7.58	Net Debt	98.17
Debt Service	580.65	Tax Levy Collected	
Total Tax Levy	218.14	Tax Levy Cancelled, Abated or Adjusted	.15
Municipal Expenditures			

EXPENDITURES		REVENUES-REALIZED		1973 PROPERTY TAX	
GENERAL GOVERNMENT				STATE EQUALIZED TAX RATE	
Governing Body & Public Boards		1973 Property Taxes Collected	4,605,092.15	Local District School Taxes	1.06
Municipal Clerk		1973 Payments in Lieu of Taxes		Regional & Consolidated School Tax	.61
Financial Administration	21,825.00	Delinquent Tax & Lien Collections	80,503.74	School Taxes in Municipal Budget	
Assessment of Taxes	12,913.00	Business Personalty Replacement Taxes	95,403.00	County Taxes	.44
Collection of Taxes	15,300.00	Taxes from Public Utilities	516,765.78	County Library Taxes	
Planning, Housing & Development	33,635.00	Other Miscellaneous Tax Revenues		Local Municipal Purpose Taxes	.32
Human Resources	2,500.00	State Aid Revenues	30,934.96	Veteran & Senior Citizen Taxes	.02
Elections	1,300.00	Federal Aid Revenues		Total Taxes for Rate Computation	2.45
General Administration (other)	145,488.45	State and Local Fiscal Assistance Act Utilized	95,697.00	Special District Taxes	
JUDICIARY		Sale of Acquired Property		Bank Stock Taxes	
Municipal Courts	15,223.55	Other Miscellaneous Revenues	293,667.86	Added and Omitted Taxes	
PUBLIC SAFETY		Other Revenues, Revenue Sharing Tax Effort	77,835.36	Total Taxes Levied - ABSTRACT	
Fire Protection	41,350.00	Total	5,795,899.85	Total Taxes Billed	
Police Protection	370,257.04	Prior Years Surplus Appropriated	145,025.00	1973 TAXES COLLECTED	
Civil Defense & Disaster Control	9,315.00	REVENUES	5,940,924.85	1973 Taxes Cancelled, Abated or Adjusted	
Environmental Inspection & Control	19,610.00	TOTAL	114,128.33	Transfer to Tax Title Liens or Foreclosed	
Other Public Safety		CAPITAL OUTLAY		Balance Outstanding Dec. 31, 1973	
PUBLIC WORKS		Public Enterprises	1,000.00	PRIOR YEARS TAXES OUTSTANDING	
Streets and Drainage	141,635.49	Recreation—Culture	61,102.50	Balance January 1, 1973	
Sewers and Sewage Processing	100,000.00	Public Works	51,089.80	Collected in 1973	
Garbage and Trash Disposal	13,481.86	Buildings and Grounds	936.00	Cancelled, Abated or Adjusted 1973	
Public Buildings and Grounds	32,800.00	Library and Education		Transfers to Tax Title Liens or Foreclosed	
Other Public Works		Conservation		Balance December 31, 1973	
HEALTH and WELFARE		All Other		TAX TITLE LIENS OUTSTANDING	
Health Services Except Environmental	18,899.68	CAPITAL DEBT AUTHORIZED, DECEMBER 31, 1973		Balance January 1, 1973	
Welfare-Public Assistance	4,479.33	ISSUED AND UNISSUED		Transfers From Taxes	
Hospitals, Clinics, First Aid	1,200.00	SCHOOL GROSS DEBT		Redeemed in 1973	
Animal, Insect, & Rodent Control	9,077.50	School	4,795,146	Cancelled, Abated or Adjusted (1973)	
Other Welfare Services		Self-liquidating	2,003,100	Transfers to Foreclosed Property	
RECREATION and CONSERVATION		Other	880,250	Balance December 31, 1973	
Beaches and Boardwalks		Total	7,678,496	PROPERTY ACQUIRED BY DEED OR FORECLOSURE	
Parks, Playgrounds, Shade Trees	2,700.00	ISSUED AND OUTSTANDING		Balance January 1, 1973	
Land Reclamation & Conservation	5,750.00	School	3,603,019.25	Transfers From Taxes or Liens	
Other Recreational Services	56,511.00	Self-Liquidating	1,908,100.00	Sale for Cash (1973)	
EDUCATION (excluding schools)		Other	374,800.00	Cancelled, Abated or Adjusted (1973)	
Libraries	47,200.00	Total	5,885,919.25	Balance December 31, 1973	
Other Educational Services		EQUALIZED VALUATION BASIS		CURRENT FINANCES DECEMBER 31, 1973	
STATUTORY EXPENDITURES		FOR NET DEBT COMPUTATION		ASSETS	
Pensions & F. I. C. A.	58,800.00	REAL PROPERTY VALUATIONS		Cash Dec. 31, 1973	
Employee Fringe Benefits	23,200.00	Code Class # of Parcels % VAL'N		Taxes Receivable	
Other Statutory Expenditures		1 Vacant Land 543 7.89		Tax Title Liens	
MUNICIPAL FUNCTIONS		2 Residential 1936 44.23		Foreclosed Property	
CAPITAL IMPROVEMENTS		3 Farm 26 .44		Emergencies & Other Deferred Charges	
DEBT SERVICE		4a Commercial 112 20.95		State Aid Receivable	
Principal Payments	45,000.00	4b Industrial 32 26.58		Other Receivables	
Interest Payments	16,107.00	4c Apartments		Total	
DEFERRED CHARGES		Total	2649	LIABILITIES, RESERVES, AND SURPLUS	
SCHOOL, COUNTY, SPECIAL DISTRICT TAXES		Land Area 8.21 Sq. Miles		Cash Liabilities	
RESERVE FOR UNCOLLECTED TAXES		Net Valuation Taxable-Municipal		Reserves for Receivables	
EMERGENCY EMPLOYMENT ACT OF 1971		Net Valuation Taxable-County		Surplus Dec. 31, 1973	
EXPENDITURES		State Equalized Valuation		Total	
TOTAL	5,773,505.57	State Equalization Ratio			

0902

Population 1970 1,925  
Population 1973 1,955  
S & P Rating  
Moody Rating

General Tax Rate Per \$100. 5.65  
State Equalized Tax Rate 4.09

EAST NEWARK BOROUGH — HUDSON CO.  
Form of Government:  
Borough Council  
Number of Members on Governing Body 6

PER CAPITA:  
Gross Debt 24.39  
Net Debt 21.83  
Debt Service 11.47  
Total Tax Levy 306.50  
Municipal Expenditures 249.97  
PER CENT:  
Gross Debt .34  
Net Debt .31  
Tax Levy Collected 95.07  
Tax Levy Cancelled, Abated or Adjusted 1.66

EXPENDITURES		REVENUES-REALIZED		1973 PROPERTY TAX	
GENERAL GOVERNMENT				STATE EQUALIZED TAX RATE — 2.13	
Governing Body & Public Boards		1973 Property Taxes Collected		Local District School Taxes	314,408.63
Municipal Clerk		1973 Payments in Lieu of Taxes		Regional & Consolidated School Tax	
Financial Administration	4,594.00	Delinquent Tax & Lien Collections		School Taxes in Municipal Budget	
Assessment of Taxes	11,327.00	Business Personalty Replacement Taxes		County Taxes	231,567.64
Collection of Taxes	4,578.00	Taxes from Public Utilities		County Library Taxes	
Planning, Housing & Development		Other Miscellaneous Tax Revenues		Local Municipal Purpose Taxes	50,616.52
Human Resources		State Aid Revenues		Veteran & Senior Citizen Taxes	8,370.00
Elections	1,232.19	Federal Aid Revenues		Total Taxes for Rate Computation	604,662.79
General Administration (other)	53,445.00	State and Local Fiscal Assistance Act Utilized		Special District Taxes	
JUDICIARY		Sale of Acquired Property		Bank Stock Taxes	2,618.60
Municipal Courts	6,928.00	Other Miscellaneous Revenues		Added and Omitted Taxes	
PUBLIC SAFETY		Other Revenues, Revenue Sharing Tax Effort		Total Taxes Levied - ABSTRACT	599,211.39
Fire Protection	17,321.00	Total		Total Taxes Billed	599,244.55
Police Protection	149,174.93	Prior Years Surplus Appropriated		1973 TAXES COLLECTED	569,730.12
Civil Defense & Disaster Control	175.00	REVENUES TOTAL		1973 Taxes Cancelled, Abated or Adjusted	9,944.81
Environmental Inspection & Control	950.00	CAPITAL OUTLAY TOTAL		Transfer to Tax Title Liens or Foreclosed	3,550.96
Other Public Safety				Balance Outstanding Dec. 31, 1973	16,018.66
PUBLIC WORKS				PRIOR YEARS TAXES OUTSTANDING	
Streets and Drainage	21,077.00	Public Enterprises		Balance January 1, 1973	12,188.25
Sewers and Sewage Processing	22,449.00	Recreation—Culture		Collected in 1973	5,794.97
Garbage and Trash Disposal	34,597.00	Public Works		Cancelled, Abated or Adjusted 1973	666.91
Public Buildings and Grounds	28,270.00	Buildings and Grounds		Transfers to Tax Title Liens or Foreclosed	1,182.27
Other Public Works		Library and Education		Balance December 31, 1973	4,544.10
HEALTH and WELFARE		Conservation		TAX TITLE LIENS OUTSTANDING	
Health Services Except Environmental	11,478.00	All Other		Balance January 1, 1973	4,628.14
Welfare-Public Assistance	6,015.00	CAPITAL DEBT AUTHORIZED, DECEMBER 31, 1973		Transfers From Taxes	4,733.23
Hospitals, Clinics, First Aid		ISSUED AND UNISSUED GROSS DEBT		Redeemed in 1973	
Animal, Insect, & Rodent Control		School 5,000		Cancelled, Abated or Adjusted (1973)	
Other Welfare Services		Self-liquidating		Transfers to Foreclosed Property	
RECREATION and CONSERVATION		Other 42,675		Balance December 31, 1973	9,361.37
Beaches and Boardwalks		Total 47,675		PROPERTY ACQUIRED BY DEED OR	
Parks, Playgrounds, Shade Trees	9,810.00	ISSUED AND OUTSTANDING		FORECLOSURE	
Land Reclamation & Conservation	175.00	School 5,000.00		Balance January 1, 1973	
Other Recreational Services	430.00	Self-liquidating		Transfers From Taxes or Liens	
EDUCATION (excluding schools)		Other 42,000.00		Sale for Cash (1973)	
Libraries	469.00	Total 47,000.00		Cancelled, Abated or Adjusted (1973)	
Other Educational Services		EQUALIZED VALUATION BASIS		Balance December 31, 1973	
STATUTORY EXPENDITURES		FOR NET DEBT COMPUTATION		CURRENT FINANCES DECEMBER 31, 1973	
Pensions & F. I. C. A.	23,886.00	REAL PROPERTY VALUATIONS		ASSETS	
Employee Fringe Benefits	5,278.00	Code Class # of Parcels % VAL'N		Cash Dec. 31, 1973	98,522.21
Other Statutory Expenditures		ASSESSED VALUATION		Taxes Receivable	20,562.76
MUNICIPAL FUNCTIONS TOTAL	413,659.12	1 Vacant Land 14 1.54		Tax Title Liens	9,361.37
CAPITAL IMPROVEMENTS * MEMO*		2 Residential 303 48.01		Foreclosed Property	
DEBT SERVICE		3 Farm		Emergencies & Other Deferred Charges	12,719.51
Principal Payments	20,000.00	4a Commercial 55 14.13		State Aid Receivable	91,455.56
Interest Payments	2,419.50	4b Industrial 7 34.01		Other Receivables	2,296.58
DEFERRED CHARGES	9,663.87	4c Apartments 8 2.30		Total	234,917.99
SCHOOL, COUNTY, SPECIAL DISTRICT TAXES	545,976.27	Total 387		LIABILITIES, RESERVES, AND SURPLUS	
RESERVE FOR UNCOLLECTED TAXES	21,365.75	Land Area .10 Sq. Miles		Cash Liabilities	150,506.72
EMERGENCY EMPLOYMENT ACT OF 1971	21,575.64	Net Valuation Taxable-Municipal		Reserves for Receivables	32,220.71
EXPENDITURES TOTAL	1,034,660.15	Net Valuation Taxable-County		Surplus Dec. 31, 1973	52,190.56
		State Equalized Valuation		Total	234,917.99
		State Equalization Ratio			

3705

Population 1970 75,545  
 Population 1973 76,070  
 S & P Rating AA  
 Moody Rating A

General Tax Rate Per \$100. 10.00  
 State Equalized Tax Rate 7.26

## EAST ORANGE CITY — ESSEX CO.

Form of Government:

City Charter Act (P.L. 1908 c.250)

Number of Members on Governing Body 9

PER CAPITA:

Gross Debt 446.88  
 Net Debt 187.97  
 Debt Service 21.52  
 Total Tax Levy 415.32  
 Municipal Expenditures 328.69

PER CENT:

Gross Debt 8.46  
 Net Debt 3.56  
 Tax Levy Collected 90.19  
 Tax Levy Cancelled, Abated or Adjusted 3.01

EXPENDITURES		REVENUES-REALIZED		1973 PROPERTY TAX	
<b>GENERAL GOVERNMENT</b>				<b>STATE EQUALIZED TAX RATE</b>	
Governing Body & Public Boards	174,059.00	1973 Property Taxes Collected	28,645,419.03	Local District School Taxes	2.91
Municipal Clerk	93,962.00	1973 Payments in Lieu of Taxes		Regional & Consolidated School Tax	
Financial Administration	160,618.00	Delinquent Tax & Lien Collections	904,380.84	School Taxes in Municipal Budget	.18
Assessment of Taxes	92,144.00	Business Personalty Replacement Taxes	989,862.53	County Taxes	1.27
Collection of Taxes	73,738.00	Taxes from Public Utilities	1,000,197.61	County Library Taxes	
Planning, Housing & Development	1,863,678.00	Other Miscellaneous Tax Revenues	250,824.94	Local Municipal Purpose Taxes	2.87
Human Resources	550,490.00	State Aid Revenues	2,080,882.46	Veteran & Senior Citizen Taxes	.04
Elections	10,298.70	Federal Aid Revenues	1,995,319.66	Total Taxes for Rate Computation	7.27
General Administration (other)	1,594,876.00	State and Local Fiscal Assistance Act Utilized	982,685.84	Special District Taxes	
<b>JUDICIARY</b>		Sale of Acquired Property		Bank Stock Taxes	51,233.75
Municipal Courts	340,952.66	Other Miscellaneous Revenues	1,674,763.12	Added and Omitted Taxes	65,120.00
<b>PUBLIC SAFETY</b>		Other Revenues, Revenue Sharing Tax Effort	275,044.39	Total Taxes Levied - ABSTRACT	31,593,113.70
Fire Protection	2,730,838.00	Total	38,799,080.42	Total Taxes Billed	31,759,943.75
Police Protection	4,431,132.75	Prior Years Surplus Appropriated	1,300,000.00	1973 TAXES COLLECTED	28,645,419.03
Civil Defense & Disaster Control	4,288.00	REVENUES TOTAL	40,099,030.42	1973 Taxes Cancelled, Abated or Adjusted	556,834.83
Environmental Inspection & Control	74,650.00	CAPITAL OUTLAY TOTAL	4,790,089.63	Transfer to Tax Title Liens or Foreclosed	130,453.40
Other Public Safety				Balance Outstanding Dec. 31, 1973	2,027,236.49
<b>PUBLIC WORKS</b>				<b>PRIOR YEARS TAXES OUTSTANDING</b>	
Streets and Drainage	894,872.00	Public Enterprises		Balance January 1, 1973	1,183,131.03
Sewers and Sewage Processing	312,061.29	Recreation—Culture	25,512.00	Collected in 1973	845,030.32
Garbage and Trash Disposal	905,297.30	Public Works	134,717.30	Cancelled, Abated or Adjusted 1973	
Public Buildings and Grounds	785,838.00	Buildings and Grounds	515,616.94	Transfers to Tax Title Liens or Foreclosed	
Other Public Works		Library and Education	4,114,243.39	Balance December 31, 1973	338,100.71
<b>HEALTH and WELFARE</b>		Conservation		<b>TAX TITLE LIENS OUTSTANDING</b>	
Health Services Except Environmental	539,126.36	All Other		Balance January 1, 1973	415,428.09
Welfare—Public Assistance	375,778.50			Transfers From Taxes	130,453.40
Hospitals, Clinics, First Aid	194,300.00			Redeemed in 1973	59,050.52
Animal, Insect, & Rodent Control	139,164.68			Cancelled, Abated or Adjusted (1973)	342.22
Other Welfare Services	3,850.00			Transfers to Foreclosed Property	
<b>RECREATION and CONSERVATION</b>				Balance December 31, 1973	486,488.75
Beaches and Boardwalks				<b>PROPERTY ACQUIRED BY DEED OR FORECLOSURE</b>	
Parks, Playgrounds, Shade Trees	720,847.00			Balance January 1, 1973	55,210.00
Land Reclamation & Conservation				Transfers From Taxes or Liens	
Other Recreational Services	291,932.00			Sale for Cash (1973)	
<b>EDUCATION (excluding schools)</b>				Cancelled, Abated or Adjusted (1973)	
Libraries	736,025.00			Balance December 31, 1973	55,210.00
Other Educational Services				<b>CURRENT FINANCES DECEMBER 31, 1973</b>	
<b>STATUTORY EXPENDITURES</b>				ASSETS	
Pensions & F. I. C. A.	1,509,585.00			Cash Dec. 31, 1973	3,036,574.96
Employee Fringe Benefits	444,000.00			Taxes Receivable	2,365,337.20
Other Statutory Expenditures				Tax Title Liens	486,488.75
<b>MUNICIPAL FUNCTIONS</b>				Foreclosed Property	55,210.00
CAPITAL IMPROVEMENTS *MEMJ*	408,000.00			Emergencies & Other Deferred Charges	1,390,578.76
<b>DEBT SERVICE</b>				State Aid Receivable	199,187.00
Principal Payments	1,012,823.57			Other Receivables	7,175.21
Interest Payments	624,300.00			Total	7,540,551.88
<b>TYPE I SCHL DEBT *MEMC</b>				<b>LIABILITIES, RESERVES, AND SURPLUS</b>	
DEFERRED CHARGES	460,470.40			Cash Liabilities	4,496,790.03
SCHOOL, COUNTY, SPECIAL DISTRICT TAXES	18,465,579.42			Reserves for Receivables	2,914,211.16
RESERVE FOR UNCOLLECTED TAXES	2,059,447.16			Surplus Dec. 31, 1973	129,550.69
EMERGENCY EMPLOYMENT ACT OF 1971	398,597.00			Total	7,540,551.88
<b>EXPENDITURES TOTAL</b>	43,969,319.79				

1971/3000

0212

Population 1970 8,540  
 Population 1973 8,690  
 S & P Rating  
 Moody Rating A

General Tax Rate Per \$100 2.13  
 State Equalized Tax Rate 2.11

EAST RUTHERFORD BOROUGH — BERGEN CO.  
 Form of Government:  
 Borough Council  
 Number of Members on Governing Body 6

PER CAPITA: 480.39  
 Gross Debt 228.16  
 Net Debt 23.88  
 Debt Service 348.23  
 Total Tax Levy 299.67  
 Municipal Expenditures

PER CENT: 3.30  
 Gross Debt 1.57  
 Net Debt 82.20  
 Tax Levy Collected  
 Tax Levy Cancelled, Abated or Adjusted 2.02

EXPENDITURES		REVENUES-REALIZED		1973 PROPERTY TAX	
GENERAL GOVERNMENT		1973 Property Taxes Collected		STATE EQUALIZED TAX RATE — 2.11	
Governing Body & Public Boards	19,100.00	2,506,675.49		Local District School Taxes	1,012,433.00
Municipal Clerk		70,654.73		Regional & Consolidated School Tax	790,890.53
Financial Administration	21,950.00	362,616.40		School Taxes in Municipal Budget	
Assessment of Taxes	7,700.00	444,089.28		County Taxes	531,244.22
Collection of Taxes	16,100.00	7,806.00		County Library Taxes	
Planning, Housing & Development	10,300.00	35,891.63		Local Municipal Purpose Taxes	683,199.81
Human Resources	1,700.00	26,233.34		Veteran & Senior Citizen Taxes	43,200.00
Elections	523,500.00	212,247.00		Total Taxes for Rate Computation	3,060,967.56
General Administration (other)		559,125.31		Special District Taxes	
JUDICIARY		37,109.80		Bank Stock Taxes	4,911.17
Municipal Courts	16,250.00	4,262,448.98		Added and Omitted Taxes	3,480.63
PUBLIC SAFETY		245,000.00		Total Taxes Levied - ABSTRACT	3,026,159.36
Fire Protection	85,650.00	4,507,448.98		Total Taxes Billed	3,049,345.15
Police Protection	358,500.00	455,836.01		1973 TAXES COLLECTED	2,506,675.49
Civil Defense & Disaster Control	100.00	3,411.83		1973 Taxes Cancelled, Abated or Adjusted	61,589.62
Environmental Inspection & Control	5,650.00	348,338.83		Transfer to Tax Title Liens or Foreclosed	106,440.02
Other Public Safety		96,787.31		Balance Outstanding Dec. 31, 1973	374,640.02
PUBLIC WORKS		7,298.04		PRIOR YEARS TAXES OUTSTANDING	
Streets and Drainage	320,710.00	1,982,726		Balance January 1, 1973	754,609.50
Sewers and Sewage Processing	51,000.00	1,386,750.00		Collected in 1973	65,720.02
Garbage and Trash Disposal	126,540.00	3,565,336.36		Cancelled, Abated or Adjusted 1973	2,386.50
Public Buildings and Grounds	53,400.00	126,508,612.67		Transfers to Tax Title Liens or Foreclosed	
Other Public Works		24,561,750.00		Balance December 31, 1973	686,502.98
HEALTH and WELFARE		35,553,950.00		TAX TITLE LIENS OUTSTANDING	
Health Services Except Environmental	19,100.00	4,679,300.00		Balance January 1, 1973	225,914.55
Welfare-Public Assistance	2,550.00	140,342,000.00		Transfers From Taxes	106,440.02
Hospitals, Clinics, First Aid		99.24		Redeemed in 1973	4,934.71
Animal, Insect, & Rodent Control				Cancelled, Abated or Adjusted (1973)	
Other Welfare Services				Transfers to Foreclosed Property	
RECREATION and CONSERVATION				Balance December 31, 1973	327,419.86
Beaches and Boardwalks	2,800.00			PROPERTY ACQUIRED BY DEED OR FORECLOSURE	
Parks, Playgrounds, Shade Trees				Balance January 1, 1973	807,900.00
Land Reclamation & Conservation				Transfers From Taxes or Liens	
Other Recreational Services	54,650.00			Sale for Cash (1973)	
EDUCATION (excluding schools)				Cancelled, Abated or Adjusted (1973)	
Libraries	32,000.00			Balance December 31, 1973	807,900.00
Other Educational Services				CURRENT FINANCES DECEMBER 31, 1973	
STATUTORY EXPENDITURES				ASSETS	
Pensions & F. I. C. A.	91,854.89			Cash Dec. 31, 1973	4,907,145.21
Employee Fringe Benefits	48,950.00			Taxes Receivable	1,061,143.00
Other Statutory Expenditures				Tax Title Liens	327,419.86
MUNICIPAL FUNCTIONS				Foreclosed Property	807,900.00
CAPITAL IMPROVEMENTS	1,870,054.89			Emergencies & Other Deferred Charges	7,200.00
DEBT SERVICE				State Aid Receivable	240.00
Principal Payments	150,000.00			Other Receivables	88,757.55
Interest Payments	57,495.50			Total	7,199,805.62
DEFERRED CHARGES	12,089.35			LIABILITIES, RESERVES, AND SURPLUS	
SCHOOL, COUNTY, SPECIAL DISTRICT TAXES	2,334,567.75			Cash Liabilities	4,045,740.23
RESERVE FOR UNCOLLECTED TAXES	486,081.47			Reserves for Receivables	2,285,220.41
EMERGENCY EMPLOYMENT ACT OF 1971	28,420.76			Surplus Dec. 31, 1973	868,844.98
EXPENDITURES	4,938,709.72			Total	7,199,805.62

1101

Population 1970 **11,985**  
 Population 1973 **14,775**  
 S & P Rating  
 Moody Rating

General Tax Rate Per \$100. **3.12**  
 State Equalized Tax Rate **3.07**

EAST WINDSOR TOWNSHIP — MERCER CO.  
 Form of Government:  
 Council-Manager Plan E (OMCL50)  
 Number of Members on Governing Body 7

PER CAPITA: **605.77**  
 Gross Debt **30.80**  
 Net Debt **2.20**  
 Debt Service **522.85**  
 Total Tax Levy **151.50**  
 Municipal Expenditures

PER CENT: **4.64**  
 Gross Debt **.24**  
 Net Debt **93.59**  
 Tax Levy Collected  
 Tax Levy Cancelled, Abated or Adjusted **.34**

EXPENDITURES		REVENUES-REALIZED		1973 PROPERTY TAX	
GENERAL GOVERNMENT				STATE EQUALIZED TAX RATE	
Governing Body & Public Boards		1973 Property Taxes Collected		Local District School Taxes	
Municipal Clerk		1973 Payments in Lieu of Taxes		Regional & Consolidated School Tax 1.84	
Financial Administration	66,077.00	Delinquent Tax & Lien Collections		School Taxes in Municipal Budget	
Assessment of Taxes	27,783.00	Business Personalty Replacement Taxes		County Taxes .86	
Collection of Taxes		Taxes from Public Utilities		County Library Taxes .04	
Planning, Housing & Development	24,295.00	Other Miscellaneous Tax Revenues		Local Municipal Purpose Taxes .32	
Human Resources	3,000.00	State Aid Revenues		Veteran & Senior Citizen Taxes .01	
Elections	2,375.00	Federal Aid Revenues		Total Taxes for Rate Computation 3.07	
General Administration (other)	281,984.00	State and Local Fiscal Assistance Act Utilized		Special District Taxes	
JUDICIARY		Sale of Acquired Property		Bank Stock Taxes	
Municipal Courts	39,293.00	Other Miscellaneous Revenues		Added and Omitted Taxes	
PUBLIC SAFETY		Other Revenues, Revenue Sharing Tax Effort		Total Taxes Levied - ABSTRACT	
Fire Protection	49,975.00	Prior Years Surplus Appropriated		Total Taxes Billed	
Police Protection	681,778.00	REVENUES TOTAL		1973 TAXES COLLECTED	
Civil Defense & Disaster Control	10,965.00	CAPITAL OUTLAY TOTAL		1973 Taxes Cancelled, Abated or Adjusted	
Environmental Inspection & Control	74,893.00	Public Enterprises		Transfer to Tax Title Liens or Foreclosed	
Other Public Safety		Recreation—Culture		Balance Outstanding Dec. 31, 1973	
PUBLIC WORKS		Public Works		PRIOR YEARS TAXES OUTSTANDING	
Streets and Drainage	183,818.00	Buildings and Grounds		Balance January 1, 1973	
Sewers and Sewage Processing		Library and Education		Collected in 1973	
Garbage and Trash Disposal	55,882.00	Conservation		Cancelled, Abated or Adjusted 1973	
Public Buildings and Grounds	44,700.00	All Other		Transfers to Tax Title Liens or Foreclosed	
Other Public Works		CAPITAL DEBT AUTHORIZED, DECEMBER 31, 1973		Balance December 31, 1973	
HEALTH and WELFARE		ISSUED AND UNISSUED GROSS DEBT NET DEBT		TAX TITLE LIENS OUTSTANDING	
Health Services Except Environmental	46,887.00	School 8,495,294		Balance January 1, 1973	
Welfare-Public Assistance	14,196.00	Self-liquidating 455,000		Transfers From Taxes	
Hospitals, Clinics, First Aid	6,000.00	Other 455,000		Redeemed in 1973	
Animal, Insect, & Rodent Control		Total 8,950,294		Cancelled, Abated or Adjusted (1973)	
Other Welfare Services		ISSUED AND OUTSTANDING		Transfers to Foreclosed Property	
RECREATION and CONSERVATION		School 8,495,294.94		Balance December 31, 1973	
Beaches and Boardwalks	59,582.00	Self-liquidating 125,000.00		PROPERTY ACQUIRED BY DEED OR	
Parks, Playgrounds, Shade Trees	3,060.00	Other 8,620,294.94		FORECLOSURE	
Land Reclamation & Conservation	1,000.00	EQUALIZED VALUATION BASIS		Balance January 1, 1973	
Other Recreational Services		FOR NET DEBT COMPUTATION		Transfers From Taxes or Liens	
EDUCATION (excluding schools)		REAL PROPERTY VALUATIONS		Sale for Cash (1973)	
Libraries	1,200.00	Code Class # of Parcels % VAL'N		Cancelled, Abated or Adjusted (1973)	
Other Educational Services		1 Vacant Land 460 5.42		Balance December 31, 1973	
STATUTORY EXPENDITURES		2 Residential 3014 50.60		CURRENT FINANCES DECEMBER 31, 1973	
Pensions & F. I. C. A.	60,200.00	3 Farm 256 2.32		ASSETS	
Employee Fringe Benefits		4a Commercial 121 18.86		Cash Dec. 31, 1973	
Other Statutory Expenditures		4b Industrial 15 8.10		Taxes Receivable	
MUNICIPAL FUNCTIONS		4c Apartments 18 14.72		Tax Title Liens	
CAPITAL IMPROVEMENTS		Total 3884		Foreclosed Property	
DEBT SERVICE		ASSESSED VALUATION		Emergencies & Other Deferred Charges	
Principal Payments	25,000.00	12,941,600.00		State Aid Receivable	
Interest Payments	7,525.00	120,813,500.00		Other Receivables	
DEFERRED CHARGES	53,890.88	5,529,500.00		Total	
SCHOOL, COUNTY, SPECIAL DISTRICT TAXES	6,701,582.03	45,021,600.00		LIABILITIES, RESERVES, AND SURPLUS	
RESERVE FOR UNCOLLECTED TAXES	400,000.00	19,333,600.00		Cash Liabilities	
EMERGENCY EMPLOYMENT ACT OF 1971	13,000.00	35,137,000.00		Reserves for Receivables	
EXPENDITURES		238,776,800.00		Surplus Dec. 31, 1973	
TOTAL	8,939,940.91	240,583,885.00		Total	
		222,115,885.00			
		244,417,152.00			
		98.42			

0311

Population 1970 2,300  
 Population 1973 2,940  
 S & P Rating  
 Moody Rating

General Tax Rate Per \$100. 5.21  
 State Equalized Tax Rate 3.64

## EASTAMPTON TOWNSHIP — BURLINGTON CO.

Form of Government:

Township Committee

Number of Members on Governing Body 3

PER CAPITA:

Gross Debt 139.24  
 Net Debt 4.43  
 Debt Service .68  
 Total Tax Levy 286.45  
 Municipal Expenditures 102.27

PER CENT:

Gross Debt 2.35  
 Net Debt .07  
 Tax Levy Collected 95.51  
 Tax Levy Cancelled, Abated or Adjusted .55

EXPENDITURES		REVENUES-REALIZED		1973 PROPERTY TAX	
GENERAL GOVERNMENT		1973 Property Taxes Collected		STATE EQUALIZED TAX RATE 1.65	
Governing Body & Public Boards			805,227.32	Local District School Taxes	346,029.00
Municipal Clerk		1973 Payments in Lieu of Taxes		Regional & Consolidated School Tax	230,383.04
Financial Administration	4,545.06	Delinquent Tax & Lien Collections	56,525.53	School Taxes in Municipal Budget	
Assessment of Taxes	2,754.00	Business Personalty Replacement Taxes	11,330.83	County Taxes	126,150.17
Collection of Taxes	4,250.00	Taxes from Public Utilities	54,998.78	County Library Taxes	4,705.05
Planning, Housing & Development	6,500.00	Other Miscellaneous Tax Revenues		Local Municipal Purpose Taxes	47,468.65
Human Resources		State Aid Revenues	9,830.00	Veteran & Senior Citizen Taxes	8,480.00
Elections		Federal Aid Revenues		Total Taxes for Rate Computation	763,215.91
General Administration (other)	28,254.00	State and Local Fiscal Assistance Act Utilized	15,228.00	Special District Taxes	
JUDICIARY		Sale of Acquired Property		Bank Stock Taxes	477.35
Municipal Courts	4,075.00	Other Miscellaneous Revenues	89,098.32	Added and Omitted Taxes	86,936.40
PUBLIC SAFETY		Other Revenues, Revenue Sharing Tax Effort	19,641.89	Total Taxes Levied - ABSTRACT	842,149.66
Fire Protection	11,150.00	Total	1,061,880.67	Total Taxes Billed	843,053.75
Police Protection	46,190.94	Prior Years Surplus Appropriated	60,000.00	1973 TAXES COLLECTED	805,227.32
Civil Defense & Disaster Control	900.00	REVENUES TOTAL	1,121,880.67	1973 Taxes Cancelled, Abated or Adjusted	4,611.46
Environmental Inspection & Control	1,615.00	CAPITAL OUTLAY TOTAL	116.08	Transfer to Tax Title Liens or Foreclosed	182.35
Other Public Safety				Balance Outstanding Dec. 31, 1973	33,032.62
PUBLIC WORKS		Public Enterprises		PRIOR YEARS TAXES OUTSTANDING	
Streets and Drainage	26,666.00	Recreation—Culture		Balance January 1, 1973	56,744.97
Sewers and Sewage Processing	35,350.00	Public Works	116.08	Collected in 1973	54,769.07
Garbage and Trash Disposal	25,000.00	Buildings and Grounds		Cancelled, Abated or Adjusted 1973	1,555.00
Public Buildings and Grounds	13,500.00	Library and Education		Transfers to Tax Title Liens or Foreclosed	
Other Public Works	3,639.74	Conservation		Balance December 31, 1973	20.90
HEALTH and WELFARE		All Other		TAX TITLE LIENS OUTSTANDING	
Health Services Except Environmental	1,250.00	CAPITAL DEBT AUTHORIZED, DECEMBER 31, 1973		Balance January 1, 1973	2,185.91
Welfare-Public Assistance	1,900.00	ISSUED AND UNISSUED GROSS DEBT		Transfers From Taxes	182.35
Hospitals, Clinics, First Aid		School	396,324	Redeemed in 1973	1,756.46
Animal, Insect, & Rodent Control		Self-liquidating		Cancelled, Abated or Adjusted (1973)	
Other Welfare Services		Other	13,037	Transfers to Foreclosed Property	
RECREATION and CONSERVATION		Total	409,361	Balance December 31, 1973	611.80
Beaches and Boardwalks		ISSUED AND OUTSTANDING		PROPERTY ACQUIRED BY DEED OR FORECLOSURE	
Parks, Playgrounds, Shade Trees	3,500.00	School	378,324.22	Balance January 1, 1973	
Land Reclamation & Conservation		Self-Liquidating		Transfers From Taxes or Liens	
Other Recreational Services		Other	10,498.60	Sale for Cash (1973)	
EDUCATION (excluding schools)		Total	388,822.82	Cancelled, Abated or Adjusted (1973)	
Libraries		EQUALIZED VALUATION BASIS		Balance December 31, 1973	
Other Educational Services		FOR NET DEBT COMPUTATION	17,416,110.00	CURRENT FINANCES DECEMBER 31, 1973	
STATUTORY EXPENDITURES		REAL PROPERTY VALUATIONS		ASSETS	
Pensions & F. I. C. A.	2,900.96	Code Class # of Parcels % VAL'N	ASSESSED VALUATION	Cash Dec. 31, 1973	507,686.33
Employee Fringe Benefits		1 Vacant Land 209 4.87	704,010.00	Taxes Receivable	33,053.52
Other Statutory Expenditures		2 Residential 516 57.68	8,336,500.00	Tax Title Liens	611.80
MUNICIPAL FUNCTIONS TOTAL	227,994.70	3 Farm 68 9.09	1,314,600.00	Foreclosed Property	
CAPITAL IMPROVEMENTS *MEMO*	2,000.00	4a Commercial 27 9.53	1,377,100.00	Emergencies & Other Deferred Charges	6,026.30
DEBT SERVICE		4b Industrial 2 .54	78,000.00	State Aid Receivable	3,488.00
Principal Payments	1,200.00	4c Apartments 4 18.29	2,642,900.00	Other Receivables	807.08
Interest Payments	800.00	Total 826	14,453,110.00	Total	551,673.03
DEFERRED CHARGES	5,876.04	Land Area 5.63 Sq. Miles		LIABILITIES, RESERVES, AND SURPLUS	
SCHOOL, COUNTY, SPECIAL DISTRICT TAXES	707,267.26	Net Valuation Taxable-Municipal	14,669,214.00	Cash Liabilities	280,447.77
RESERVE FOR UNCOLLECTED TAXES	64,795.00	Net Valuation Taxable-County	20,633,161.00	Reserves for Receivables	34,472.40
EMERGENCY EMPLOYMENT ACT OF 1971		State Equalized Valuation	20,875,385.00	Surplus Dec. 31, 1973	236,752.86
EXPENDITURES TOTAL	1,007,533.00	State Equalization Ratio	69.96	Total	551,673.03

1311

Population 1970 14,715  
 Population 1973 13,160  
 S & P Rating 888  
 Moody Rating BAA

General Tax Rate Per \$100. 3.69  
 State Equalized Tax Rate 3.07

## EATONTOWN BOROUGH — MONMOUTH CO.

Form of Government:  
 Borough Council  
 Number of Members on Governing Body 6

PER CAPITA: 398.46  
 Gross Debt 194.07  
 Net Debt 11.52  
 Debt Service 277.76  
 Total Tax Levy 140.16  
 Municipal Expenditures

PER CENT: 4.86  
 Gross Debt 2.37  
 Net Debt 93.63  
 Tax Levy Collected  
 Tax Levy Cancelled, Abated or Adjusted .45

EXPENDITURES		REVENUES-REALIZED		1973 PROPERTY TAX	
<b>GENERAL GOVERNMENT</b>				<b>STATE EQUALIZED TAX RATE</b>	
Governing Body & Public Boards		1973 Property Taxes Collected	5,459,908.56	Local District School Taxes .89	1,049,066.75
Municipal Clerk		1973 Payments in Lieu of Taxes		Regional & Consolidated School Tax .80	944,468.60
Financial Administration	20,290.00	Delinquent Tax & Lien Collections	106,528.05	School Taxes in Municipal Budget	
Assessment of Taxes	11,775.00	Business Personalty Replacement Taxes	189,978.98	County Taxes .69	813,556.99
Collection of Taxes	20,586.81	Taxes from Public Utilities	194,624.55	County Library Taxes .03	31,415.45
Planning, Housing & Development	21,183.19	Other Miscellaneous Tax Revenues		Local Municipal Purpose Taxes .64	758,809.84
Human Resources		State Aid Revenues	74,179.37	Veteran & Senior Citizen Taxes .03	39,960.00
Elections	2,750.00	Federal Aid Revenues	16,967.47	Total Taxes for Rate Computation 3.08	3,637,277.63
General Administration (other)	180,550.00	State and Local Fiscal Assistance Act Utilized	248,000.00	Special District Taxes	
<b>JUDICIARY</b>		Sale of Acquired Property	46,786.76	Bank Stock Taxes	5,967.47
Municipal Courts	23,835.00	Other Miscellaneous Revenues	186,162.58	Added and Omitted Taxes	52,060.48
<b>PUBLIC SAFETY</b>		Other Revenues, Revenue Sharing Tax Effort	66,263.35	Total Taxes Levied - ABSTRACT	3,655,345.58
Fire Protection	30,955.00	Total	4,589,399.67	Total Taxes Billed	3,695,214.39
Police Protection	393,074.00	Prior Years Surplus Appropriated	425,000.00	1973 TAXES COLLECTED	3,455,908.56
Civil Defense & Disaster Control	1,500.00	REVENUES TOTAL	5,014,399.67	1973 Taxes Cancelled, Abated or Adjusted	16,729.78
Environmental Inspection & Control	48,545.00	CAPITAL OUTLAY TOTAL	577,823.69	Transfer to Tax Title Liens or Foreclosed	9,643.68
Other Public Safety				Balance Outstanding Dec. 31, 1973	208,932.37
<b>PUBLIC WORKS</b>				<b>PRIOR YEARS TAXES OUTSTANDING</b>	
Streets and Drainage	222,170.00	Public Enterprises		Balance January 1, 1973	118,238.54
Sewers and Sewage Processing		Recreation—Culture	13,628.63	Collected in 1973	94,332.57
Garbage and Trash Disposal	21,000.00	Public Works	504,472.35	Cancelled, Abated or Adjusted 1973	6,921.08
Public Buildings and Grounds	44,000.00	Buildings and Grounds	59,722.71	Transfers to Tax Title Liens or Foreclosed	5,402.88
Other Public Works	1,551.94	Library and Education		Balance December 31, 1973	11,582.01
<b>HEALTH and WELFARE</b>		Conservation		<b>TAX TITLE LIENS OUTSTANDING</b>	
Health Services Except Environmental	31,352.00	All Other		Balance January 1, 1973	42,812.85
Welfare-Public Assistance	7,450.00			Transfers From Taxes	15,770.06
Hospitals, Clinics, First Aid				Redeemed in 1973	12,195.48
Animal, Insect, & Rodent Control				Cancelled, Abated or Adjusted (1973)	
Other Welfare Services				Transfers to Foreclosed Property	
<b>RECREATION and CONSERVATION</b>				Balance December 31, 1973	46,387.43
Beaches and Boardwalks				<b>PROPERTY ACQUIRED BY DEED OR FORECLOSURE</b>	
Parks, Playgrounds, Shade Trees	103,970.00			Balance January 1, 1973	97,410.00
Land Reclamation & Conservation				Transfers From Taxes or Liens	
Other Recreational Services	5,000.00			Sale for Cash (1973)	
<b>EDUCATION (excluding schools)</b>				Cancelled, Abated or Adjusted (1973)	
Libraries	11,598.00			Balance December 31, 1973	97,410.00
Other Educational Services				<b>CURRENT FINANCES DECEMBER 31, 1973</b>	
<b>STATUTORY EXPENDITURES</b>				ASSETS	
Pensions & F. I. C. A.	67,700.00			Cash Dec. 31, 1973	1,015,067.25
Employee Fringe Benefits	22,500.00			Taxes Receivable	220,514.38
Other Statutory Expenditures				Tax Title Liens	46,387.43
<b>MUNICIPAL FUNCTIONS</b>				Foreclosed Property	97,410.00
CAPITAL IMPROVEMENTS	292,744.94			Emergencies & Other Deferred Charges	21,000.00
<b>DEBT SERVICE</b>				State Aid Receivable	57,274.89
Principal Payments	96,000.00			Other Receivables	23,992.16
Interest Payments	55,600.00			Total	1,481,646.11
<b>DEFERRED CHARGES</b>				<b>LIABILITIES, RESERVES, AND SURPLUS</b>	
SCHOOL, COUNTY, SPECIAL DISTRICT TAXES	11,000.00			Cash Liabilities	278,909.68
RESERVE FOR UNCOLLECTED TAXES	2,838,507.79			Reserves for Receivables	388,303.97
EMERGENCY EMPLOYMENT ACT OF 1971	362,799.71			Surplus Dec. 31, 1973	814,432.46
<b>EXPENDITURES TOTAL</b>	4,682,953.44			Total	1,481,646.11

0213

Population 1970 4,995  
 Population 1973 5,070  
 S & P Rating A  
 Moody Rating A

General Tax Rate Per \$100. 3.24  
 State Equalized Tax Rate 1.83

## EDGEWATER BOROUGH — BERGEN CO.

Form of Government:

Borough Council

Number of Members on Governing Body 6

PER CAPITA:

Gross Debt 130.18  
 Net Debt 130.18  
 Debt Service 18.54  
 Total Tax Levy 399.07  
 Municipal Expenditures 370.74

PER CENT:

Gross Debt .67  
 Net Debt .67  
 Tax Levy Collected 92.34  
 Tax Levy Cancelled, Abated or Adjusted .39

EXPENDITURES		REVENUES-REALIZED		1973 PROPERTY TAX	
<b>GENERAL GOVERNMENT</b>				<b>STATE EQUALIZED TAX RATE</b> — .89	
Governing Body & Public Boards	7,500.00	1973 Property Taxes Collected 1,872,588.59		Local District School Taxes	980,075.50
Municipal Clerk		1973 Payments in Lieu of Taxes		Regional & Consolidated School Tax	
Financial Administration	9,981.00	Delinquent Tax & Lien Collections 49,877.57		School Taxes in Municipal Budget	
Assessment of Taxes	9,130.00	Business Personalty Replacement Taxes 694,618.18		County Taxes	512,782.27
Collection of Taxes	9,043.25	Taxes from Public Utilities 85,949.53		County Library Taxes	
Planning, Housing & Development	6,096.67	Other Miscellaneous Tax Revenues		Local Municipal Purpose Taxes	520,647.78
Human Resources	5,150.00	State Aid Revenues 34,927.39		Veteran & Senior Citizen Taxes	15,600.00
Elections	3,150.00	Federal Aid Revenues 27,417.55		Total Taxes for Rate Computation 1.83	2,029,105.55
General Administration (other)	126,269.28	State and Local Fiscal Assistance Act Utilized 79,222.50		Special District Taxes	
<b>JUDICIARY</b>		Sale of Acquired Property		Bank Stock Taxes	5,712.58
Municipal Courts	8,564.00	Other Miscellaneous Revenues 206,761.57		Added and Omitted Taxes	4,073.75
<b>PUBLIC SAFETY</b>		Other Revenues, Revenue Sharing Tax Effort 18,767.91		Total Taxes Levied - ABSTRACT	2,023,291.88
Fire Protection	386,010.40	Total 3,070,130.19		Total Taxes Billed	2,028,006.53
Police Protection	309,487.44	Prior Years Surplus Appropriated 250,000.00		1973 TAXES COLLECTED	1,872,588.09
Civil Defense & Disaster Control	950.00	REVENUES TOTAL 3,320,130.19		1973 Taxes Cancelled, Abated or Adjusted	7,993.04
Environmental Inspection & Control		CAPITAL OUTLAY TOTAL 18,564.93		Transfer to Tax Title Liens or Foreclosed	71.78
Other Public Safety		Public Enterprises		Balance Outstanding Dec. 31, 1973	147,353.62
<b>PUBLIC WORKS</b>		Recreation—Culture 1,000.00		<b>PRIOR YEARS TAXES OUTSTANDING</b>	
Streets and Drainage	192,371.08	Public Works 8,156.98		Balance January 1, 1973	69,033.63
Sewers and Sewage Processing	122,829.10	Buildings and Grounds 3,099.20		Collected in 1973	49,877.07
Garbage and Trash Disposal	73,400.00	Library and Education 6,308.75		Cancelled, Abated or Adjusted 1973	
Public Buildings and Grounds	41,724.00	All Other		Transfers to Tax Title Liens or Foreclosed	
Other Public Works		CAPITAL DEBT AUTHORIZED, DECEMBER 31, 1973		Balance December 31, 1973	19,156.56
<b>HEALTH and WELFARE</b>		ISSUED AND UNISSUED GROSS DEBT NET DEBT		<b>TAX TITLE LIENS OUTSTANDING</b>	
Health Services Except Environmental	23,167.41	School 660,000		Balance January 1, 1973	10,181.34
Welfare-Public Assistance	33,869.40	Self-liquidating 660,000		Transfers From Taxes	71.78
Hospitals, Clinics, First Aid	1,000.00	Other 660,000		Redeemed in 1973	
Animal, Insect, & Rodent Control	2,500.00	Total 660,000		Cancelled, Abated or Adjusted (1973)	
Other Welfare Services		ISSUED AND OUTSTANDING		Transfers to Foreclosed Property	
<b>RECREATION and CONSERVATION</b>		School 660,000.00		Balance December 31, 1973	10,253.12
Beaches and Boardwalks		Self-Liquidating 660,000.00		<b>PROPERTY ACQUIRED BY DEED OR FORECLOSURE</b>	
Parks, Playgrounds, Shade Trees	4,500.00	Other 660,000.00		Balance January 1, 1973	382,175.00
Land Reclamation & Conservation		Total 660,000.00		Transfers From Taxes or Liens	
Other Recreational Services	32,380.00	EQUALIZED VALUATION BASIS		Sale for Cash (1973)	
<b>EDUCATION (excluding schools)</b>		FOR NET DEBT COMPUTATION 98,765,554.00		Cancelled, Abated or Adjusted (1973)	
Libraries	38,812.84	REAL PROPERTY VALUATIONS		Balance December 31, 1973	382,175.00
Other Educational Services		Code Class # of Parcels % VAL'N ASSESSED VALUATION		<b>CURRENT FINANCES DECEMBER 31, 1973</b>	
<b>STATUTORY EXPENDITURES</b>		1 Vacant Land 100 2.05 1,281,300.00		<b>ASSETS</b>	
Pensions & F. I. C. A.	177,736.07	2 Residential 579 20.89 13,036,160.00		Cash Dec. 31, 1973	353,519.76
Employee Fringe Benefits	33,600.00	3 Farm 4a Commercial 64 5.47 3,411,300.00		Taxes Receivable	166,510.18
Other Statutory Expenditures		4b Industrial 46 58.80 36,690,544.00		Tax Title Liens	10,253.12
<b>MUNICIPAL FUNCTIONS</b>		4c Apartments 44 12.79 7,984,500.00		Foreclosed Property	382,175.00
CAPITAL IMPROVEMENTS *MEMO*	47,458.51	Total 833 62,403,804.00		Emergencies & Other Deferred Charges	28,500.00
<b>DEBT SERVICE</b>		Land Area .70 Sq. Miles		State Aid Receivable	3,818.52
Principal Payments	76,000.00	Net Valuation Taxable-Municipal 62,668,525.00		Other Receivables	42,531.73
Interest Payments	17,583.50	Net Valuation Taxable-County 134,259,950.00		Total	987,308.31
<b>DEFERRED CHARGES</b>		State Equalized Valuation 110,962,108.00		<b>LIABILITIES, RESERVES, AND SURPLUS</b>	
SCHOOL, COUNTY, SPECIAL DISTRICT TAXES	1,492,857.77	State Equalization Ratio 56.64		Cash Liabilities	285,573.62
RESERVE FOR UNCOLLECTED TAXES	80,919.19			Reserves for Receivables	601,470.03
EMERGENCY EMPLOYMENT ACT OF 1971	31,410.00			Surplus Dec. 31, 1973	100,264.66
<b>EXPENDITURES</b>				Total	987,308.31
TOTAL	3,372,534.40				

J312

Population 1970 7,430  
 Population 1973 8,575  
 S & P Rating  
 Moody Rating

General Tax Rate Per \$100. 4.55  
 State Equalized Tax Rate 3.14

EDGEWATER PARK TOWNSHIP — BURLINGTON  
 Form of Government: CO.  
 Township Committee  
 Number of Members on Governing Body 5

PER CAPITA: 247.70  
 Gross Debt 53.64  
 Net Debt 6.21  
 Debt Service 323.67  
 Total Tax Levy 97.02  
 Municipal Expenditures

PER CENT: 3.15  
 Gross Debt .68  
 Net Debt 90.65  
 Tax Levy Collected  
 Tax Levy Cancelled, Abated or Adjusted 5.43

EXPENDITURES		REVENUES-REALIZED		1973 PROPERTY TAX	
GENERAL GOVERNMENT				STATE EQUALIZED TAX RATE — 2.19	
Governing Body & Public Boards		1973 Property Taxes Collected	2,523,998.48	Local District School Taxes	1,827,543.50
Municipal Clerk		1973 Payments in Lieu of Taxes		Regional & Consolidated School Tax	
Financial Administration	6,750.00	Delinquent Tax & Lien Collections	205,576.70	School Taxes in Municipal Budget	
Assessment of Taxes	6,750.00	Business Personalty Replacement Taxes	75,327.59	County Taxes	450,295.43
Collection of Taxes	5,251.00	Taxes from Public Utilities	127,078.81	County Library Taxes	18,434.49
Planning, Housing & Development	2,250.00	Other Miscellaneous Tax Revenues		Local Municipal Purpose Taxes	252,196.55
Human Resources		State Aid Revenues	37,865.63	Veteran & Senior Citizen Taxes	31,590.00
Elections		Federal Aid Revenues	8,309.17	Total Taxes for Rate Computation	2,620,059.97
General Administration (other)	64,565.00	State and Local Fiscal Assistance Act Utilized	37,618.00	Special District Taxes	13,810.00
JUDICIARY		Sale of Acquired Property		Bank Stock Taxes	1,612.45
Municipal Courts	22,196.38	Other Miscellaneous Revenues	49,083.31	Added and Omitted Taxes	171,575.35
PUBLIC SAFETY		Other Revenues, Revenue Sharing Tax Effort	27,628.91	Total Taxes Levied - ABSTRACT	2,775,467.77
Fire Protection	11,500.00	Total	3,092,486.60	Total Taxes Billed	2,784,295.39
Police Protection	143,374.00	Prior Years Surplus Appropriated	233,000.00	1973 TAXES COLLECTED	2,523,998.48
Civil Defense & Disaster Control	1,120.00	REVENUES TOTAL	3,325,486.60	1973 Taxes Cancelled, Abated or Adjusted	151,108.90
Environmental Inspection & Control	4,740.00	CAPITAL OUTLAY TOTAL	12,738.13	Transfer to Tax Title Liens or Foreclosed	114.75
Other Public Safety		Public Enterprises		Balance Outstanding Dec. 31, 1973	109,073.26
PUBLIC WORKS		Recreation—Culture		PRIOR YEARS TAXES OUTSTANDING	
Streets and Drainage	100,800.00	Public Works	11,942.65	Balance January 1, 1973	233,158.96
Sewers and Sewage Processing		Buildings and Grounds	795.48	Collected in 1973	204,869.93
Garbage and Trash Disposal	62,000.00	Library and Education		Cancelled, Abated or Adjusted 1973	811.16
Public Buildings and Grounds	11,500.00	Conservation		Transfers to Tax Title Liens or Foreclosed	121.25
Other Public Works		All Other		Balance December 31, 1973	27,356.62
HEALTH and WELFARE		CAPITAL DEBT AUTHORIZED, DECEMBER 31, 1973		TAX TITLE LIENS OUTSTANDING	
Health Services Except Environmental	650.00	ISSUED AND UNISSUED		Balance January 1, 1973	706.77
Welfare-Public Assistance	2,780.00	School	1,664,000.00	Transfers From Taxes	275.28
Hospitals, Clinics, First Aid		Self-liquidating		Redeemed in 1973	706.77
Animal, Insect, & Rodent Control	1,450.00	Other	460,000.00	Cancelled, Abated or Adjusted (1973)	
Other Welfare Services		Total	2,124,000.00	Transfers to Foreclosed Property	
RECREATION and CONSERVATION		ISSUED AND OUTSTANDING		Balance December 31, 1973	275.28
Beaches and Boardwalks		School	1,664,000.00	PROPERTY ACQUIRED BY DEED OR FORECLOSURE	
Parks, Playgrounds, Shade Trees	21,278.00	Self-Liquidating		Balance January 1, 1973	9,300.00
Land Reclamation & Conservation		Other	310,000.00	Transfers From Taxes or Liens	
Other Recreational Services	6,882.00	Total	1,974,000.00	Sale for Cash (1973)	
EDUCATION (excluding schools)		EQUALIZED VALUATION BASIS		Cancelled, Abated or Adjusted (1973)	
Libraries	850.00	FOR NET DEBT COMPUTATION	67,336,261.67	Balance December 31, 1973	9,300.00
Other Educational Services		REAL PROPERTY VALUATIONS		CURRENT FINANCES DECEMBER 31, 1973	
STATUTORY EXPENDITURES		Code Class # of Parcels % VAL'N	ASSESSED VALUATION	ASSETS	
Pensions & F. I. C. A.	19,937.00	1 Vacant Land 113 3.02	1,731,175.00	Cash Dec. 31, 1973	580,993.99
Employee Fringe Benefits	5,000.00	2 Residential 1711 54.17	31,009,750.00	Taxes Receivable	136,429.88
Other Statutory Expenditures		3 Farm 24 .53	303,225.00	Tax Title Liens	275.28
MUNICIPAL FUNCTIONS TOTAL	501,973.38	4a Commercial 49 14.29	8,177,750.00	Foreclosed Property	9,300.00
CAPITAL IMPROVEMENTS *MEMO*	84,000.00	4b Industrial 6 3.26	1,864,900.00	Emergencies & Other Deferred Charges	9,685.38
DEBT SERVICE		4c Apartments 7 24.73	14,159,500.00	State Aid Receivable	18,255.89
Principal Payments	37,000.00	Total 1910	57,246,300.00	Other Receivables	8,190.85
Interest Payments	16,240.00	Land Area 2.86 Sq. Miles		Total	763,131.27
DEFERRED CHARGES	8,830.00	Net Valuation Taxable-Municipal	57,683,965.00	LIABILITIES, RESERVES, AND SURPLUS	
SCHOOL, COUNTY, SPECIAL DISTRICT TAXES	2,350,383.42	Net Valuation Taxable-County	83,973,619.00	Cash Liabilities	164,540.29
RESERVE FOR UNCOLLECTED TAXES	265,126.00	State Equalized Valuation	83,236,620.00	Reserves for Receivables	154,196.01
EMERGENCY EMPLOYMENT ACT OF 1971	2,795.00	State Equalization Ratio	69.14	Surplus Dec. 31, 1973	444,394.97
EXPENDITURES TOTAL	3,182,047.80			Total	763,131.27

1205

Population 1970 67,415  
 Population 1973 68,380  
 S & P Rating AA  
 Moody Rating AA

General Tax Rate Per \$100. 2.76  
 State Equalized Tax Rate 2.52

## EDISON TOWNSHIP — MIDDLESEX CO.

Form of Government:

Mayor-Council Plan E (OMCL50)

Number of Members on Governing Body 7

PER CAPITA:  
 Gross Debt 581.89  
 Net Debt 212.51  
 Debt Service 37.89  
 Total Tax Levy 381.12  
 Municipal Expenditures 190.02

PER CENT:  
 Gross Debt 4.71  
 Net Debt 1.72  
 Tax Levy Collected 95.51  
 Tax Levy Cancelled, Abated or Adjusted .17

EXPENDITURES		REVENUES-REALIZED		1973 PROPERTY TAX	
GENERAL GOVERNMENT				STATE EQUALIZED TAX RATE 1.67	
Governing Body & Public Boards	31,925.00	1973 Property Taxes Collected 25,142,429.68		Local District School Taxes	16,817,818.00
Municipal Clerk	58,634.65	1973 Payments in Lieu of Taxes		Regional & Consolidated School Tax	
Financial Administration	228,381.14	Delinquent Tax & Lien Collections 575,518.77		School Taxes in Municipal Budget .18	1,794,338.75
Assessment of Taxes	72,561.52	Business Personalty Replacement Taxes 817,597.38		County Taxes .49	4,932,884.16
Collection of Taxes	60,762.16	Taxes from Public Utilities 4,721,530.91		County Library Taxes	
Planning, Housing & Development	32,375.00	Other Miscellaneous Tax Revenues		Local Municipal Purpose Taxes .15	1,556,696.47
Human Resources		State Aid Revenues 502,666.55		Veteran & Senior Citizen Taxes .03	335,410.00
Elections		Federal Aid Revenues 57,103.01		Total Taxes for Rate Computation 2.52	25,437,147.38
General Administration (other)	639,838.55	State and Local Fiscal Assistance Act Utilized 981,496.35		Special District Taxes	925,178.58
JUDICIARY		Sale of Acquired Property 84,700.00		Bank Stock Taxes	25,578.71
Municipal Courts	75,629.60	Other Miscellaneous Revenues 881,785.85		Added and Omitted Taxes	199,005.49
PUBLIC SAFETY		Other Revenues, Revenue Sharing Tax Effort 391,503.30		Total Taxes Levied - ABSTRACT	26,251,500.16
Fire Protection	1,323,695.70	Prior Years Surplus Appropriated 2,000,000.00		Total Taxes Billed	26,323,783.75
Police Protection	2,199,394.33	REVENUES TOTAL 36,146,331.80		1973 TAXES COLLECTED	25,142,429.68
Civil Defense & Disaster Control	7,200.00	CAPITAL OUTLAY TOTAL 3,501,219.59		1973 Taxes Cancelled, Abated or Adjusted	44,343.72
Environmental Inspection & Control	104,522.28	Public Enterprises 2,225.92		Transfer to Tax Title Liens or Foreclosed	11,391.81
Other Public Safety		Recreation—Culture 279,378.69		Balance Outstanding Dec. 31, 1973	1,125,618.54
PUBLIC WORKS		Public Works 675,528.24		PRIOR YEARS TAXES OUTSTANDING	
Streets and Drainage	895,087.24	Buildings and Grounds 10,991.74		Balance January 1, 1973	1,278,070.83
Sewers and Sewage Processing	610,647.19	Library and Education 2,533,095.00		Collected in 1973	511,777.78
Garbage and Trash Disposal	125,688.22	CAPITAL DEBT AUTHORIZED, DECEMBER 31, 1973		Cancelled, Abated or Adjusted 1973	38,196.54
Public Buildings and Grounds	465,857.91	ISSUED AND UNISSUED GROSS DEBT NET DEBT		Transfers to Tax Title Liens or Foreclosed	127,304.84
Other Public Works	65,000.00	School 24,543,000		Balance December 31, 1973	600,791.67
HEALTH and WELFARE		Self-liquidating 760,000		TAX TITLE LIENS OUTSTANDING	
Health Services Except Environmental	235,816.46	Other 14,777,650		Balance January 1, 1973	88,387.69
Welfare-Public Assistance	17,278.31	Total 40,080,650		Transfers From Taxes	175,028.76
Hospitals, Clinics, First Aid	27,400.00	ISSUED AND OUTSTANDING		Redeemed in 1973	63,740.99
Animal, Insect, & Rodent Control		School 21,943,000.00		Cancelled, Abated or Adjusted (1973)	142.32
Other Welfare Services		Self-liquidating 605,000.00		Transfers to Foreclosed Property	
RECREATION and CONSERVATION		Other 6,939,000.00		Balance December 31, 1973	199,533.14
Beaches and Boardwalks		Total 29,487,000.00		PROPERTY ACQUIRED BY DEED OR FORECLOSURE	
Parks, Playgrounds, Shade Trees	206,213.81	EQUALIZED VALUATION BASIS FOR NET DEBT COMPUTATION 850,142,943.33		Balance January 1, 1973	705,337.00
Land Reclamation & Conservation		REAL PROPERTY VALUATIONS		Transfers From Taxes or Liens	
Other Recreational Services	7,450.00	Code Class # of Parcels % VAL'N ASSESSED VALUATION		Sale for Cash (1973)	84,700.00
EDUCATION (excluding schools)		1 Vacant Land 2088 2.88 26,369,350.00		Cancelled, Abated or Adjusted (1973)	350,265.00
Libraries	355,364.00	2 Residential 14677 54.73 500,712,350.00		Balance December 31, 1973	270,372.00
Other Educational Services		3 Farm 24 .10 947,150.00		CURRENT FINANCES DECEMBER 31, 1973	
STATUTORY EXPENDITURES		4a Commercial 883 11.32 103,562,500.00		ASSETS	
Pensions & F. I. C. A.	543,850.00	4b Industrial 303 24.38 223,040,250.00		Cash Dec. 31, 1973	4,259,657.79
Employee Fringe Benefits	167,500.00	4c Apartments 85 6.59 60,269,250.00		Taxes Receivable	1,726,410.21
Other Statutory Expenditures		Total 18360 914,900,550.00		Tax Title Liens	199,533.14
MUNICIPAL FUNCTIONS TOTAL	8,558,043.07	Land Area 30.65 Sq. Miles		Foreclosed Property	270,372.00
CAPITAL IMPROVEMENTS *MEMO*	686,824.19	Net Valuation Taxable-Municipal 924,226,587.00		Emergencies & Other Deferred Charges	706,738.73
DEBT SERVICE		Net Valuation Taxable-County 986,516,328.00		State Aid Receivable	240,227.18
Principal Payments	1,360,000.00	State Equalized Valuation 1,008,857,802.00		Other Receivables	307,269.66
Interest Payments	1,249,604.00	State Equalization Ratio 91.59		Total	7,710,208.71
TYPE I SCHL DEBT *MEMO*	1,882,583.75			LIABILITIES, RESERVES, AND SURPLUS	
DEFERRED CHARGES	187,975.54			Cash Liabilities	2,104,568.33
SCHOOL, COUNTY, SPECIAL DISTRICT TAXES	24,470,219.49			Reserves for Receivables	2,503,585.01
RESERVE FOR UNCOLLECTED TAXES	1,638,397.72			Surplus Dec. 31, 1973	3,102,055.37
EMERGENCY EMPLOYMENT ACT OF 1971	94,500.00			Total	7,710,208.71
EXPENDITURES TOTAL	37,558,739.82				

1971/3000

\* ABOVE DEBT SERVICE INCLUDES TYPE I SCHOOL DEBT

0107

Population 1970 4,315  
 Population 1973 4,465  
 S & P Rating  
 Moody Rating

General Tax Rate Per \$100. 6.44  
 State Equalized Tax Rate 4.84

## EGG HARBOR CITY — ATLANTIC CO.

Form of Government:

Special Charter (P.L. 1858 c.152)

Number of Members on Governing Body 9

PER CAPITA:

Gross Debt 88.74  
 Net Debt 44.96  
 Debt Service  
 Total Tax Levy 238.64  
 Municipal Expenditures 119.10

PER CENT:

Gross Debt 2.10  
 Net Debt 1.06  
 Tax Levy Collected 92.99  
 Tax Levy Cancelled, Abated or Adjusted .87

EXPENDITURES		REVENUES-REALIZED		1973 PROPERTY TAX	
GENERAL GOVERNMENT				STATE EQUALIZED TAX RATE 1.43	
Governing Body & Public Boards	22,945.00	1973 Property Taxes Collected 993,320.54		Local District School Taxes	312,142.00
Municipal Clerk		1973 Payments in Lieu of Taxes		Regional & Consolidated School Tax	355,390.53
Financial Administration	6,982.40	Delinquent Tax & Lien Collections 64,460.88		School Taxes in Municipal Budget	
Assessment of Taxes	1,700.00	Business Personality Replacement Taxes 41,046.00		County Taxes	176,981.58
Collection of Taxes	16,100.00	Taxes from Public Utilities 79,712.62		County Library Taxes	3,396.30
Planning, Housing & Development	10,500.00	Other Miscellaneous Tax Revenues		Local Municipal Purpose Taxes	200,067.78
Human Resources	1,300.00	State Aid Revenues 29,245.01		Veteran & Senior Citizen Taxes	33,230.00
Elections	700.00	Federal Aid Revenues 10,910.88		Total Taxes for Rate Computation 4.85	1,081,208.19
General Administration (other)	43,905.00	State and Local Fiscal Assistance Act Utilized 38,216.23		Special District Taxes	
JUDICIARY		Sale of Acquired Property 13,170.00		Bank Stock Taxes	4,598.52
Municipal Courts	8,589.00	Other Miscellaneous Revenues 46,497.16		Added and Omitted Taxes	12,969.93
PUBLIC SAFETY		Other Revenues, Revenue Sharing Tax Effort 24,641.54		Total Taxes Levied - ABSTRACT	1,065,546.64
Fire Protection	14,600.00	Total 1,341,220.86		Total Taxes Billed	1,068,226.80
Police Protection	91,300.00	Prior Years Surplus Appropriated 120,000.00		1973 TAXES COLLECTED	993,320.54
Civil Defense & Disaster Control	600.00	REVENUES TOTAL 1,461,220.86		1973 Taxes Cancelled, Abated or Adjusted	9,309.31
Environmental Inspection & Control	5,400.00	CAPITAL OUTLAY TOTAL 16,601.30		Transfer to Tax Title Liens or Foreclosed	9,138.57
Other Public Safety				Balance Outstanding Dec. 31, 1973	56,458.38
PUBLIC WORKS				PRIOR YEARS TAXES OUTSTANDING	
Streets and Drainage	87,200.00	Public Enterprises 1,459.72		Balance January 1, 1973	56,245.37
Sewers and Sewage Processing		Recreation—Culture		Collected in 1973	51,829.38
Garbage and Trash Disposal	33,049.00	Public Works 15,142.08		Cancelled, Abated or Adjusted 1973	100.16
Public Buildings and Grounds	15,900.00	Buildings and Grounds		Transfers to Tax Title Liens or Foreclosed	3,859.58
Other Public Works		Library and Education		Balance December 31, 1973	456.25
HEALTH and WELFARE		Conservation		TAX TITLE LIENS OUTSTANDING	
Health Services Except Environmental	3,300.00	All Other		Balance January 1, 1973	168,662.77
Welfare-Public Assistance	1,500.00	CAPITAL DEBT AUTHORIZED, DECEMBER 31, 1973		Transfers From Taxes	13,550.62
Hospitals, Clinics, First Aid	2,000.00	ISSUED AND UNISSUED GROSS DEBT NET DEBT		Redeemed in 1973	12,631.50
Animal, Insect, & Rodent Control	2,600.00	School 162,961		Cancelled, Abated or Adjusted (1973)	
Other Welfare Services		Self-liquidating 200,000		Transfers to Foreclosed Property	
RECREATION and CONSERVATION		Other 33,250		Balance December 31, 1973	169,581.89
Beaches and Boardwalks		Total 396,211		PROPERTY ACQUIRED BY DEED OR FORECLOSURE	
Parks, Playgrounds, Shade Trees	12,200.00	ISSUED AND OUTSTANDING		Balance January 1, 1973	54,502.98
Land Reclamation & Conservation		School 162,961.15		Transfers From Taxes or Liens	
Other Recreational Services	700.00	Self-Liquidating 200,000.00		Sale for Cash (1973)	13,170.00
EDUCATION (excluding schools)		Other		Cancelled, Abated or Adjusted (1973)	
Libraries	2,600.00	Total 362,961.15		Balance December 31, 1973	81,332.98
Other Educational Services		EQUALIZED VALUATION BASIS		CURRENT FINANCES DECEMBER 31, 1973	
STATUTORY EXPENDITURES		FOR NET DEBT COMPUTATION 18,890,045.67		ASSETS	
Pensions & F. I. C. A.	21,818.02	REAL PROPERTY VALUATIONS		Cash Dec. 31, 1973	417,798.26
Employee Fringe Benefits	13,000.00	Code Class # of Parcels % VAL'N ASSESSED VALUATION		Taxes Receivable	56,914.63
Other Statutory Expenditures		1 Vacant Land 971 3.15 504,070.00		Tax Title Liens	169,581.89
MUNICIPAL FUNCTIONS TOTAL 425,568.42		2 Residential 1107 62.27 9,961,527.00		Foreclosed Property	81,332.98
CAPITAL IMPROVEMENTS * MEMO* 89,984.83		3 Farm		Emergencies & Other Deferred Charges	3,489.00
DEBT SERVICE		4a Commercial 135 19.40 3,103,516.00		State Aid Receivable	11,000.00
Principal Payments		4b Industrial 15 7.93 1,268,758.00		Other Receivables	15,040.96
Interest Payments		4c Apartments 5 7.25 1,160,400.00		Total	755,157.72
DEFERRED CHARGES	11,200.54	Total 2233 15,998,271.00		LIABILITIES, RESERVES, AND SURPLUS	
SCHOOL, COUNTY, SPECIAL DISTRICT TAXES	347,910.41	Land Area 10.89 Sq. Miles		Cash Liabilities	287,977.89
RESERVE FOR UNCOLLECTED TAXES	82,293.28	Net Valuation Taxable-Municipal 16,802,869.00		Reserves for Receivables	322,870.46
EMERGENCY EMPLOYMENT ACT OF 1971	12,700.00	Net Valuation Taxable-County 21,255,103.00		Surplus Dec. 31, 1973	144,309.37
EXPENDITURES TOTAL 1,379,672.65		State Equalized Valuation 22,069,584.00		Total	755,157.72
		State Equalization Ratio 75.24			

0108

Population 1970 10,020  
 Population 1973 11,985  
 S & P Rating  
 Moody Rating

General Tax Rate Per \$100. 3.27  
 State Equalized Tax Rate 2.69

## EGG HARBOR TOWNSHIP — ATLANTIC CO.

Form of Government:

Township Committee

Number of Members on Governing Body 5

PER CAPITA:

Gross Debt 448.96  
 Net Debt 150.54  
 Debt Service .04  
 Total Tax Levy 270.32  
 Municipal Expenditures 165.35

PER CENT:

Gross Debt 5.81  
 Net Debt 1.95  
 Tax Levy Collected 91.71  
 Tax Levy Cancelled, Abated or Adjusted .35

EXPENDITURES		REVENUES-REALIZED		1973 PROPERTY TAX	
GENERAL GOVERNMENT				STATE EQUALIZED TAX RATE — 2.69	
Governing Body & Public Boards		1973 Property Taxes Collected	2,976,296.35	Local District School Taxes 1.22	1,411,276.58
Municipal Clerk		1973 Payments in Lieu of Taxes		Regional & Consolidated School Tax .64	740,427.81
Financial Administration	11,100.00	Delinquent Tax & Lien Collections	251,195.99	School Taxes in Municipal Budget	
Assessment of Taxes	26,000.00	Business Personalty Replacement Taxes	59,125.55	County Taxes .77	898,166.41
Collection of Taxes	35,100.00	Taxes from Public Utilities	1,060,758.22	County Library Taxes .01	17,328.98
Planning, Housing & Development	25,500.00	Other Miscellaneous Tax Revenues		Local Municipal Purpose Taxes	-8,000.13
Human Resources		State Aid Revenues	47,575.01	Veteran & Senior Citizen Taxes .05	57,170.00
Elections	2,750.00	Federal Aid Revenues	52,426.37	Total Taxes for Rate Computation 2.69	3,116,369.65
General Administration (other)	87,750.00	State and Local Fiscal Assistance Act Utilized	197,590.75	Special District Taxes	
JUDICIARY		Sale of Acquired Property	65,062.81	Bank Stock Taxes	8,000.13
Municipal Courts	28,500.00	Other Miscellaneous Revenues	184,732.58	Added and Omitted Taxes	172,600.27
PUBLIC SAFETY		Other Revenues, Revenue Sharing Tax Effort	372,491.26	Total Taxes Levied - ABSTRACT	3,239,800.05
Fire Protection	58,000.00	REVENUES TOTAL	5,837,254.89	Total Taxes Billed	3,245,386.50
Police Protection	192,700.00	CAPITAL OUTLAY TOTAL	19,579.00	1973 TAXES COLLECTED	2,976,296.35
Civil Defense & Disaster Control	3,000.00	Public Enterprises		1973 Taxes Cancelled, Abated or Adjusted	11,328.53
Environmental Inspection & Control	28,000.00	Recreation—Culture		Transfer to Tax Title Liens or Foreclosed	58,313.72
Other Public Safety		Public Works	19,579.00	Balance Outstanding Dec. 31, 1973	199,447.90
PUBLIC WORKS		Buildings and Grounds		PRIOR YEARS TAXES OUTSTANDING	
Streets and Drainage	238,000.00	Library and Education		Balance January 1, 1973	217,824.47
Sewers and Sewage Processing		Conservation		Collected in 1973	194,298.20
Garbage and Trash Disposal	73,000.00	All Other		Cancelled, Abated or Adjusted 1973	709.13
Public Buildings and Grounds	16,400.00			Transfers to Tax Title Liens or Foreclosed	12,257.74
Other Public Works				Balance December 31, 1973	10,559.40
HEALTH and WELFARE				TAX TITLE LIENS OUTSTANDING	
Health Services Except Environmental	3,000.00			Balance January 1, 1973	145,159.54
Welfare-Public Assistance	4,100.00			Transfers From Taxes	72,343.97
Hospitals, Clinics, First Aid	1,000.00			Redeemed in 1973	56,897.79
Animal, Insect, & Rodent Control	10,500.00			Cancelled, Abated or Adjusted (1973)	1,803.28
Other Welfare Services				Transfers to Foreclosed Property	14,375.41
RECREATION and CONSERVATION				Balance December 31, 1973	144,427.03
Beaches and Boardwalks				PROPERTY ACQUIRED BY DEED OR	
Parks, Playgrounds, Shade Trees	50,000.00			FORECLOSURE	
Land Reclamation & Conservation				Balance January 1, 1973	320,089.40
Other Recreational Services	2,000.00			Transfers From Taxes or Liens	14,375.41
EDUCATION (excluding schools)				Sale for Cash (1973)	65,062.81
Libraries				Cancelled, Abated or Adjusted (1973)	8,935.00
Other Educational Services	425,000.00			Balance December 31, 1973	260,467.00
STATUTORY EXPENDITURES				CURRENT FINANCES DECEMBER 31, 1973	
Pensions & F. I. C. A.	41,000.00			ASSETS	
Employee Fringe Benefits	23,500.00			Cash Dec. 31, 1973	2,215,460.57
Other Statutory Expenditures				Taxes Receivable	210,007.30
MUNICIPAL FUNCTIONS TOTAL	1,385,900.00			Tax Title Liens	144,427.03
CAPITAL IMPROVEMENTS *MEMO*	360,368.50			Foreclosed Property	260,467.00
DEBT SERVICE				Emergencies & Other Deferred Charges	2,000.00
Principal Payments				State Aid Receivable	27,000.00
Interest Payments	500.00			Other Receivables	25,604.86
DEFERRED CHARGES				Total	2,884,966.76
SCHOOL, COUNTY, SPECIAL DISTRICT TAXES	3,067,199.78			LIABILITIES, RESERVES, AND SURPLUS	
RESERVE FOR UNCOLLECTED TAXES	519,282.76			Cash Liabilities	688,181.66
EMERGENCY EMPLOYMENT ACT OF 1971	76,000.00			Reserves for Receivables	640,506.19
EXPENDITURES TOTAL	5,048,882.54			Surplus Dec. 31, 1973	1,556,278.91
				Total	2,884,966.76

2004

Population 1970 112,935  
 Population 1973 114,285  
 S & P Rating  
 Moody Rating A

General Tax Rate Per \$100. 5.82  
 State Equalized Tax Rate 4.01

## ELIZABETH CITY — UNION CO.

Form of Government:

Mayor-Council Plan F (OMCL50)

Number of Members on Governing Body 9

PER CAPITA:  
 Gross Debt 435.49  
 Net Debt 108.87  
 Debt Service 26.09  
 Total Tax Levy 290.54  
 Municipal Expenditures 230.15

PER CENT:  
 Gross Debt 6.58  
 Net Debt 1.64  
 Tax Levy Collected 96.20  
 Tax Levy Cancelled, Abated or Adjusted .26

EXPENDITURES		REVENUES-REALIZED		1973 PROPERTY TAX	
<b>GENERAL GOVERNMENT</b>				<b>STATE EQUALIZED TAX RATE</b>	
Governing Body & Public Boards	136,323.00	1973 Property Taxes Collected	31,992,204.64	Local District School Taxes	1.93 16,007,517.04
Municipal Clerk	55,440.00	1973 Payments in Lieu of Taxes	63,242.22	Regional & Consolidated School Tax	
Financial Administration	188,260.00	Delinquent Tax & Lien Collections	821,265.28	School Taxes in Municipal Budget	.15 1,227,682.00
Assessment of Taxes	436,512.00	Business Personalty Replacement Taxes	2,292,791.85	County Taxes	.48 3,981,850.91
Collection of Taxes	141,418.00	Taxes from Public Utilities	2,996,453.38	County Library Taxes	
Planning, Housing & Development	119,793.00	Other Miscellaneous Tax Revenues	31,023.30	Local Municipal Purpose Taxes	1.42 11,791,098.73
Human Resources	626,342.86	State Aid Revenues	2,422,049.26	Veteran & Senior Citizen Taxes	.04 322,250.00
Elections	16,300.00	Federal Aid Revenues	706,091.07	Total Taxes for Rate Computation	4.02 33,330,398.68
General Administration (other)	1,184,589.75	State and Local Fiscal Assistance Act Utilized	1,824,916.12	Special District Taxes	
<b>JUDICIARY</b>		Sale of Acquired Property	29,350.00	Bank Stock Taxes	64,549.27
Municipal Courts	145,815.00	Other Miscellaneous Revenues	1,597,810.49	Added and Omitted Taxes	131,520.36
<b>PUBLIC SAFETY</b>		Other Revenues, Revenue Sharing Tax Effort	477,210.73	Total Taxes Levied - ABSTRACT	33,204,218.31
Fire Protection	4,071,793.12	Total	45,254,408.34	Total Taxes Billed	33,255,133.85
Police Protection	4,701,708.85	Prior Years Surplus Appropriated	1,150,000.00	1973 TAXES COLLECTED	31,992,204.64
Civil Defense & Disaster Control	19,477.00	<b>REVENUES TOTAL</b>	46,404,408.34	1973 Taxes Cancelled, Abated or Adjusted	86,098.44
Environmental Inspection & Control	261,436.00	<b>CAPITAL OUTLAY TOTAL</b>	1,816,404.54	Transfer to Tax Title Liens or Foreclosed	97,015.00
Other Public Safety				Balance Outstanding Dec. 31, 1973	1,079,815.77
<b>PUBLIC WORKS</b>				<b>PRIOR YEARS TAXES OUTSTANDING</b>	
Streets and Drainage	1,728,898.00	Public Enterprises		Balance January 1, 1973	2,643,670.87
Sewers and Sewage Processing	448,548.00	Recreation—Culture		Collected in 1973	594,577.28
Garbage and Trash Disposal	1,244,067.00	Public Works	316,404.54	Cancelled, Abated or Adjusted 1973	7,613.50
Public Buildings and Grounds	758,713.00	Buildings and Grounds		Transfers to Tax Title Liens or Foreclosed	40,588.97
Other Public Works	72,000.00	Library and Education	1,500,000.00	Balance December 31, 1973	2,000,891.12
<b>HEALTH and WELFARE</b>		Conservation		<b>TAX TITLE LIENS OUTSTANDING</b>	
Health Services Except Environmental	643,691.47	All Other		Balance January 1, 1973	475,462.65
Welfare-Public Assistance	272,253.12	<b>CAPITAL DEBT AUTHORIZED, DECEMBER 31, 1973</b>		Transfers From Taxes	136,535.14
Hospitals, Clinics, First Aid		<b>ISSUED AND UNISSUED GROSS DEBT</b>		Redeemed in 1973	226,688.00
Animal, Insect, & Rodent Control		School	35,918,008	Cancelled, Abated or Adjusted (1973)	
Other Welfare Services		Self-liquidating		Transfers to Foreclosed Property	50,965.28
<b>RECREATION and CONSERVATION</b>		Other	13,851,820	Balance December 31, 1973	334,344.51
Beaches and Boardwalks		Total	49,769,828	<b>PROPERTY ACQUIRED BY DEED OR FORECLOSURE</b>	
Parks, Playgrounds, Shade Trees	163,699.00	<b>ISSUED AND OUTSTANDING</b>		Balance January 1, 1973	182,383.12
Land Reclamation & Conservation	3,500.00	School	17,162,208.00	Transfers From Taxes or Liens	57,076.28
Other Recreational Services	387,007.00	Self-Liquidating		Sale for Cash (1973)	29,350.00
<b>EDUCATION (excluding schools)</b>		Other	12,545,000.00	Cancelled, Abated or Adjusted (1973)	
Libraries	759,075.00	Total	29,707,208.00	Balance December 31, 1973	210,109.40
Other Educational Services		<b>EQUALIZED VALUATION BASIS</b>		<b>CURRENT FINANCES DECEMBER 31, 1973</b>	
<b>STATUTORY EXPENDITURES</b>		<b>FOR NET DEBT COMPUTATION</b>	756,768,328.67	<b>ASSETS</b>	
Pensions & F. I. C. A.	1,986,450.00	<b>REAL PROPERTY VALUATIONS</b>		Cash Dec. 31, 1973	7,244,467.82
Employee Fringe Benefits	517,200.00	<b>Code Class # of Parcels % VAL'N</b>		Taxes Receivable	3,080,706.89
Other Statutory Expenditures		1 Vacant Land 758 2.06	11,499,800.00	Tax Title Liens	334,344.51
<b>MUNICIPAL FUNCTIONS TOTAL</b>	21,090,010.17	2 Residential 13662 42.26	236,154,800.00	Foreclosed Property	210,109.40
<b>CAPITAL IMPROVEMENTS *MEMO*</b>	280,000.00	3 Farm		Emergencies & Other Deferred Charges	451,218.00
<b>DEBT SERVICE</b>		4a Commercial 2200 22.19	124,028,500.00	State Aid Receivable	135,513.36
Principal Payments	1,727,044.00	4b Industrial 223 15.65	87,482,600.00	Other Receivables	428,025.29
Interest Payments	1,255,152.13	4c Apartments 472 17.84	99,670,600.00	Total	11,884,385.27
<b>TYPE I SCHL DEBT *MEMO*</b>	1,524,007.00	Total 17315	558,836,300.00	<b>LIABILITIES, RESERVES, AND SURPLUS</b>	
<b>DEFERRED CHARGES</b>	288,381.82	Land Area 11.69 Sq. Miles		Cash Liabilities	5,403,735.01
<b>SCHOOL, COUNTY, SPECIAL DISTRICT TAXES</b>	21,217,049.95	Net Valuation Taxable-Municipal	573,562,100.00	Reserves for Receivables	3,715,217.33
<b>RESERVE FOR UNCOLLECTED TAXES</b>	1,272,244.94	Net Valuation Taxable-County	818,990,075.00	Surplus Dec. 31, 1973	2,765,432.93
<b>EMERGENCY EMPLOYMENT ACT OF 1971</b>	670,044.07	State Equalized Valuation	833,608,087.00	Total	11,884,385.27
<b>EXPENDITURES TOTAL</b>	47,519,927.08	State Equalization Ratio	68.98		

1971/3000

\* ABOVE DEBT SERVICE INCLUDES TYPE I SCHOOL DEBT

0804

Population 1970 2,720  
 Population 1973 2,850  
 S & P Rating  
 Moody Rating

General Tax Rate Per \$100. 4.03  
 State Equalized Tax Rate 2.66

## ELK TOWNSHIP — GLOUCESTER CO.

Form of Government:

Township Committee

Number of Members on Governing Body 3

PER CAPITA:

Gross Debt 80.01  
 Net Debt 7.37  
 Debt Service 2.46  
 Total Tax Levy 203.01  
 Municipal Expenditures 80.10

PER CENT:

Gross Debt 1.31  
 Net Debt .12  
 Tax Levy Collected 87.41  
 Tax Levy Cancelled, Abated or Adjusted 2.18

EXPENDITURES		REVENUES-REALIZED		1973 PROPERTY TAX	
<b>GENERAL GOVERNMENT</b>				STATE EQUALIZED TAX RATE <u>2.66</u>	
Governing Body & Public Boards		1973 Property Taxes Collected	514,854.52	Local District School Taxes .93	204,870.00
Municipal Clerk		1973 Payments in Lieu of Taxes		Regional & Consolidated School Tax 1.14	250,703.24
Financial Administration	4,050.00	Delinquent Tax & Lien Collections	65,935.88	School Taxes in Municipal Budget	
Assessment of Taxes	3,700.00	Business Personalty Replacement Taxes	11,111.97	County Taxes .51	111,809.19
Collection of Taxes	10,924.49	Taxes from Public Utilities	58,436.26	County Library Taxes	-234.24
Planning, Housing & Development	2,280.00	Other Miscellaneous Tax Revenues		Local Municipal Purpose Taxes	
Human Resources		State Aid Revenues	17,783.69	Veteran & Senior Citizen Taxes .08	18,470.00
Elections	825.00	Federal Aid Revenues		Total Taxes for Rate Computation 2.66	585,618.19
General Administration (other)	9,500.00	State and Local Fiscal Assistance Act Utilized	9,445.00	Special District Taxes	
<b>JUDICIARY</b>		Sale of Acquired Property	11,012.00	Bank Stock Taxes	234.24
Municipal Courts	3,550.00	Other Miscellaneous Revenues	10,620.82	Added and Omitted Taxes	11,192.94
<b>PUBLIC SAFETY</b>		Other Revenues, Revenue Sharing Tax Effort	23,701.58	Total Taxes Levied - ABSTRAC1	578,575.37
Fire Protection	5,300.00	REVENUES TOTAL	829,098.03	Total Taxes Billed	589,043.03
Police Protection	18,000.00			1973 TAXES COLLECTED	514,854.52
Civil Defense & Disaster Control	200.00			1973 Taxes Cancelled, Abated or Adjusted	12,821.46
Environmental Inspection & Control	1,300.00			Transfer to Tax Title Liens or Foreclosed	4,499.43
Other Public Safety				Balance Outstanding Dec. 31, 1973	56,867.62
<b>PUBLIC WORKS</b>		<b>CAPITAL OUTLAY</b>	<b>15,239.15</b>	<b>PRIOR YEARS TAXES OUTSTANDING</b>	
Streets and Drainage	44,895.00	Public Enterprises		Balance January 1, 1973	59,213.54
Sewers and Sewage Processing		Recreation—Culture		Collected in 1973	54,597.15
Garbage and Trash Disposal	6,500.00	Public Works	15,239.15	Cancelled, Abated or Adjusted 1973	
Public Buildings and Grounds	3,600.00	Buildings and Grounds		Transfers to Tax Title Liens or Foreclosed	3,662.76
Other Public Works		Library and Education		Balance December 31, 1973	953.63
<b>HEALTH and WELFARE</b>		Conservation		<b>TAX TITLE LIENS OUTSTANDING</b>	
Health Services Except Environmental	450.00	All Other		Balance January 1, 1973	16,559.24
Welfare-Public Assistance	1,800.00			Transfers From Taxes	9,013.97
Hospitals, Clinics, First Aid				Redeemed in 1973	11,338.73
Animal, Insect, & Rodent Control	1,100.00			Cancelled, Abated or Adjusted (1973)	28.04
Other Welfare Services				Transfers to Foreclosed Property	
<b>RECREATION and CONSERVATION</b>				Balance December 31, 1973	14,206.44
Beaches and Boardwalks				<b>PROPERTY ACQUIRED BY DEED OR FORECLOSURE</b>	
Parks, Playgrounds, Shade Trees				Balance January 1, 1973	127,331.00
Land Reclamation & Conservation				Transfers From Taxes or Liens	
Other Recreational Services	1,000.00			Sale for Cash (1973)	11,012.00
<b>EDUCATION (excluding schools)</b>				Cancelled, Abated or Adjusted (1973)	
Libraries				Balance December 31, 1973	116,319.00
Other Educational Services	20,000.00			<b>CURRENT FINANCES DECEMBER 31, 1973</b>	
<b>STATUTORY EXPENDITURES</b>				<b>ASSETS</b>	
Pensions & F. I. C. A.	1,500.00			Cash Dec. 31, 1973	241,843.86
Employee Fringe Benefits	4,100.00			Taxes Receivable	57,821.25
Other Statutory Expenditures				Tax Title Liens	14,206.43
<b>MUNICIPAL FUNCTIONS</b>				Foreclosed Property	116,319.00
<b>CAPITAL IMPROVEMENTS</b>				Emergencies & Other Deferred Charges	124.49
<b>DEBT SERVICE</b>				State Aid Receivable	10,014.26
Principal Payments	6,000.00			Other Receivables	538.35
Interest Payments	1,000.00			Total	440,867.64
<b>DEFERRED CHARGES</b>				<b>LIABILITIES, RESERVES, AND SURPLUS</b>	
SCHOOL, COUNTY, SPECIAL DISTRICT TAXES	567,382.43			Cash Liabilities	34,036.63
RESERVE FOR UNCOLLECTED TAXES	76,700.00			Reserves for Receivables	188,885.03
EMERGENCY EMPLOYMENT ACT OF 1971				Surplus Dec. 31, 1973	217,945.98
<b>EXPENDITURES</b>	<b>TOTAL</b>			Total	440,867.64
	795,656.92				

1702  
Population 1970 1,595  
Population 1973 1,655  
S & P Rating  
Moody Rating

General Tax Rate Per \$100. 4.59  
State Equalized Tax Rate 3.51

ELMER BOROUGH — SALEM CO.  
Form of Government:  
Borough Council  
Number of Members on Governing Body 6

PER CAPITA: 431.42  
Gross Debt  
Net Debt  
Debt Service .06  
Total Tax Levy 173.03  
Municipal Expenditures 85.75  
PER CENT: 10.00  
Gross Debt  
Net Debt  
Tax Levy Collected 97.48  
Tax Levy Cancelled, Abated or Adjusted

EXPENDITURES		REVENUES-REALIZED		1973 PROPERTY TAX	
GENERAL GOVERNMENT				STATE EQUALIZED TAX RATE 1.89	
Governing Body & Public Boards		1973 Property Taxes Collected	279,796.64	Local District School Taxes	155,877.00
Municipal Clerk		1973 Payments in Lieu of Taxes		Regional & Consolidated School Tax	
Financial Administration	2,900.00	Delinquent Tax & Lien Collections	3,335.31	School Taxes in Municipal Budget	
Assessment of Taxes	11,361.00	Business Personalty Replacement Taxes	14,353.18	County Taxes	69,037.54
Collection of Taxes	1,900.00	Taxes from Public Utilities	21,739.89	County Library Taxes	
Planning, Housing & Development	500.00	Other Miscellaneous Tax Revenues		Local Municipal Purpose Taxes	53,108.33
Human Resources		State Aid Revenues	11,697.98	Veteran & Senior Citizen Taxes	10,850.00
Elections	600.00	Federal Aid Revenues		Total Taxes for Rate Computation	288,872.87
General Administration (other)	13,700.00	State and Local Fiscal Assistance Act Utilized	9,961.00	Special District Taxes	
JUDICIARY		Sale of Acquired Property		Bank Stock Taxes	8,037.79
Municipal Courts	1,300.00	Other Miscellaneous Revenues	3,669.49	Added and Omitted Taxes	296.89
PUBLIC SAFETY		Other Revenues, Revenue Sharing Tax Effort	666.04	Total Taxes Levied - ABSTRACT	286,357.55
Fire Protection	10,330.00	Total	345,219.53	Total Taxes Billed	287,043.71
Police Protection	23,650.00	Prior Years Surplus Appropriated	37,815.00	1973 TAXES COLLECTED	279,796.64
Civil Defense & Disaster Control	250.00	REVENUES TOTAL	383,034.53	1973 Taxes Cancelled, Abated or Adjusted	
Environmental Inspection & Control		CAPITAL OUTLAY TOTAL	5,719.92	Transfer to Tax Title Liens or Foreclosed	
Other Public Safety		Public Enterprises	248.11	Balance Outstanding Dec. 31, 1973	7,247.07
PUBLIC WORKS		Recreation—Culture		PRIOR YEARS TAXES OUTSTANDING	
Streets and Drainage	24,063.00	Public Works		Balance January 1, 1973	3,768.01
Sewers and Sewage Processing		Buildings and Grounds	5,471.81	Collected in 1973	3,335.31
Garbage and Trash Disposal	12,500.00	Library and Education		Cancelled, Abated or Adjusted 1973	
Public Buildings and Grounds	12,200.00	Conservation		Transfers to Tax Title Liens or Foreclosed	
Other Public Works		All Other		Balance December 31, 1973	432.70
HEALTH and WELFARE		CAPITAL DEBT AUTHORIZED, DECEMBER 31, 1973		TAX TITLE LIENS OUTSTANDING	
Health Services Except Environmental	600.00	ISSUED AND UNISSUED		Balance January 1, 1973	
Welfare-Public Assistance	675.00	School	120,000	Transfers From Taxes	
Hospitals, Clinics, First Aid	900.00	Self-liquidating	594,000	Redeemed in 1973	
Animal, Insect, & Rodent Control	400.00	Other		Cancelled, Abated or Adjusted (1973)	
Other Welfare Services		Total	714,000	Transfers to Foreclosed Property	
RECREATION and CONSERVATION		ISSUED AND OUTSTANDING		Balance December 31, 1973	
Beaches and Boardwalks		School	120,000.00	PROPERTY ACQUIRED BY DEED OR	
Parks, Playgrounds, Shade Trees	2,800.00	Self-Liquidating	24,000.00	FORECLOSURE	
Land Reclamation & Conservation		Other		Balance January 1, 1973	
Other Recreational Services	600.00	Total	144,000.00	Transfers From Taxes or Liens	
EDUCATION (excluding schools)		EQUALIZED VALUATION BASIS		Sale for Cash (1973)	
Libraries	1,000.00	FOR NET DEBT COMPUTATION	7,139,567.00	Cancelled, Abated or Adjusted (1973)	
Other Educational Services		REAL PROPERTY VALUATIONS		Balance December 31, 1973	
STATUTORY EXPENDITURES		Code Class # of Parcels % VAL'N		CURRENT FINANCES DECEMBER 31, 1973	
Pensions & F. I. C. A.	2,300.00	1 Vacant Land 41 .97		ASSETS	
Employee Fringe Benefits		2 Residential 465 72.43		Cash Dec. 31, 1973	131,930.27
Other Statutory Expenditures		3 Farm 3 .33		Taxes Receivable	7,679.77
MUNICIPAL FUNCTIONS TOTAL	124,529.00	4a Commercial 58 26.28		Tax Title Liens	
CAPITAL IMPROVEMENTS *MEMO*	35,200.00	4b Industrial		Foreclosed Property	
DEBT SERVICE		4c Apartments		Emergencies & Other Deferred Charges	209.00
Principal Payments		Total	567	State Aid Receivable	8,000.00
Interest Payments	100.00	Land Area .80 Sq. Miles		Other Receivables	427.10
DEFERRED CHARGES	2,938.00	Net Valuation Taxable-Municipal	6,306,118.00	Total	148,246.14
SCHOOL, COUNTY, SPECIAL DISTRICT TAXES	224,514.54	Net Valuation Taxable-County	7,929,813.00	LIABILITIES, RESERVES, AND SURPLUS	
RESERVE FOR UNCOLLECTED TAXES	14,350.00	State Equalized Valuation	8,147,104.00	Cash Liabilities	37,838.80
EMERGENCY EMPLOYMENT ACT OF 1971		State Equalization Ratio	76.53	Reserves for Receivables	8,106.87
EXPENDITURES TOTAL	366,831.54			Surplus Dec. 31, 1973	102,300.47
				Total	148,246.14

0211

Population 1970 20,530  
 Population 1973 20,825  
 S & P Rating  
 Moody Rating BAA

General Tax Rate Per \$100. 3.50  
 State Equalized Tax Rate 2.27

## ELMWOOD PARK BOROUGH — BERGEN CO.

Form of Government:

Borough Council

Number of Members on Governing Body 6

PER CAPITA:

Gross Debt 179.19  
 Net Debt 85.34  
 Debt Service 6.69  
 Total Tax Levy 255.59  
 Municipal Expenditures 119.07

PER CENT:

Gross Debt 1.73  
 Net Debt .83  
 Tax Levy Collected 97.30  
 Tax Levy Cancelled, Abated or Adjusted .86

EXPENDITURES		REVENUES-REALIZED		1973 PROPERTY TAX	
GENERAL GOVERNMENT		1973 Property Taxes Collected		STATE EQUALIZED TAX RATE — 1.39	
Governing Body & Public Boards	7,200.00	1973 Payments in Lieu of Taxes	5,176,410.09	Local District School Taxes	3,296,713.20
Municipal Clerk		Delinquent Tax & Lien Collections	117,370.48	Regional & Consolidated School Tax	
Financial Administration	24,075.00	Business Personalty Replacement Taxes	363,631.05	School Taxes in Municipal Budget	
Assessment of Taxes	13,900.00	Taxes from Public Utilities	276,925.79	County Taxes	.36 866,627.70
Collection of Taxes	43,118.00	Other Miscellaneous Tax Revenues		County Library Taxes	.47 1,124,536.67
Planning, Housing & Development	7,170.00	State Aid Revenues	102,994.70	Local Municipal Purpose Taxes	.05 114,840.00
Human Resources	1,600.00	Federal Aid Revenues	114,216.45	Veteran & Senior Citizen Taxes	.05 114,840.00
Elections	2,500.00	State and Local Fiscal Assistance Act Utilized	180,096.00	Total Taxes for Rate Computation	2.27 5,402,717.57
General Administration (other)	161,500.00	Sale of Acquired Property		Special District Taxes	
JUDICIARY		Other Miscellaneous Revenues	109,057.00	Bank Stock Taxes	11,010.23
Municipal Courts	19,520.00	Other Revenues, Revenue Sharing Tax Effort	58,591.84	Added and Omitted Taxes	23,821.93
PUBLIC SAFETY		Total	6,499,293.40	Total Taxes Levied - ABSTRACT	5,322,709.73
Fire Protection	61,900.00	Prior Years Surplus Appropriated	200,000.00	Total Taxes Billed	5,336,584.17
Police Protection	582,814.25	REVENUES TOTAL	6,699,293.40	1973 TAXES COLLECTED	5,176,410.09
Civil Defense & Disaster Control	4,500.00	CAPITAL OUTLAY TOTAL	437,943.85	1973 Taxes Cancelled, Abated or Adjusted	46,046.40
Environmental Inspection & Control	16,404.00	Public Enterprises	154,667.35	Transfer to Tax Title Liens or Foreclosed	878.50
Other Public Safety	1,000.00	Recreation—Culture		Balance Outstanding Dec. 31, 1973	113,249.18
PUBLIC WORKS		Public Works	250,939.69	PRIOR YEARS TAXES OUTSTANDING	
Streets and Drainage	166,211.34	Buildings and Grounds	32,336.81	Balance January 1, 1973	148,321.17
Sewers and Sewage Processing	219,631.80	Library and Education		Collected in 1973	117,370.48
Garbage and Trash Disposal	225,000.00	Conservation		Cancelled, Abated or Adjusted 1973	
Public Buildings and Grounds	38,368.00	All Other		Transfers to Tax Title Liens or Foreclosed	
Other Public Works	1,500.00	CAPITAL DEBT AUTHORIZED, DECEMBER 31, 1973		Balance December 31, 1973	30,950.69
HEALTH and WELFARE		ISSUED AND UNISSUED		TAX TITLE LIENS OUTSTANDING	
Health Services Except Environmental	54,690.00	School	932,000	Balance January 1, 1973	3,053.72
Welfare-Public Assistance	6,050.00	Self-Liquidating	1,059,214	Transfers From Taxes	878.50
Hospitals, Clinics, First Aid	1,500.00	Other	1,740,470	Redeemed in 1973	
Animal, Insect, & Rodent Control		Total	3,731,684	Cancelled, Abated or Adjusted (1973)	
Other Welfare Services	2,000.00	ISSUED AND OUTSTANDING		Transfers to Foreclosed Property	
RECREATION and CONSERVATION		School	932,000.00	Balance December 31, 1973	3,932.22
Beaches and Boardwalks	33,400.00	Self-Liquidating	488,900.00	PROPERTY ACQUIRED BY DEED OR	
Parks, Playgrounds, Shade Trees	3,600.00	Other	1,211,200.00	FORECLOSURE	
Land Reclamation & Conservation		Total	2,632,100.00	Balance January 1, 1973	268,200.00
Other Recreational Services	68,855.00	EQUALIZED VALUATION BASIS		Transfers From Taxes or Liens	
EDUCATION (excluding schools)		FOR NET DEBT COMPUTATION	215,310,470.33	Sale for Cash (1973)	
Libraries	56,000.00	REAL PROPERTY VALUATIONS		Cancelled, Abated or Adjusted (1973)	
Other Educational Services		Code Class # of Parcels % VAL'N		Balance December 31, 1973	268,200.00
STATUTORY EXPENDITURES		ASSESSED VALUATION		CURRENT FINANCES DECEMBER 31, 1973	
Pensions & F. I. C. A.	111,553.38	1 Vacant Land 196 1.70	2,612,935.00	ASSETS	
Employee Fringe Benefits	31,000.00	2 Residential 4286 64.29	98,810,247.00	Cash Dec. 31, 1973	660,363.09
Other Statutory Expenditures		3 Farm 13 .45	682,500.00	Taxes Receivable	144,199.87
MUNICIPAL FUNCTIONS TOTAL	1,963,260.77	4a Commercial 180 10.26	15,771,100.00	Tax Title Liens	3,932.22
CAPITAL IMPROVEMENTS *MEMO*	104,768.00	4b Industrial 68 15.84	24,346,300.00	Foreclosed Property	268,200.00
DEBT SERVICE		4c Apartments 18 7.46	11,468,100.00	Emergencies & Other Deferred Charges	64,287.46
Principal Payments	89,000.00	Total	153,691,182.00	State Aid Receivable	27,733.25
Interest Payments	50,416.50	Land Area 2.50 Sq. Miles		Other Receivables	49,524.01
DEFERRED CHARGES	51,069.00	Net Valuation Taxable-Municipal	154,759,771.00	Total	1,218,239.90
SCHOOL, COUNTY, SPECIAL DISTRICT TAXES	4,163,340.90	Net Valuation Taxable-County	227,760,078.00	LIABILITIES, RESERVES, AND SURPLUS	
RESERVE FOR UNCOLLECTED TAXES	209,850.11	State Equalized Valuation	237,444,995.00	Cash Liabilities	362,592.16
EMERGENCY EMPLOYMENT ACT OF 1971	116,387.46	State Equalization Ratio	65.02	Reserves for Receivables	465,856.10
EXPENDITURES TOTAL	6,643,025.54			Surplus Dec. 31, 1973	389,791.64
				Total	1,218,239.90

1703

Population 1970 1,205  
 Population 1973 1,215  
 S & P Rating  
 Moody Rating

General Tax Rate Per \$100. 5.30  
 State Equalized Tax Rate 3.47

## ELSINBORO TOWNSHIP — SALEM CO.

Form of Government:  
 Township Committee  
 Number of Members on Governing Body 3

PER CAPITA: 88.07 PER CENT: 1.57  
 Gross Debt  
 Net Debt  
 Debt Service  
 Total Tax Levy 231.26  
 Municipal Expenditures 80.49  
 Gross Debt  
 Net Debt  
 Tax Levy Collected 90.39  
 Tax Levy Cancelled, Abated or Adjusted

EXPENDITURES		REVENUES-REALIZED		1973 PROPERTY TAX	
GENERAL GOVERNMENT				STATE EQUALIZED TAX RATE $\frac{3.47}{2.52}$	
Governing Body & Public Boards		1973 Property Taxes Collected	254,321.68	Local District School Taxes	210,421.14
Municipal Clerk		1973 Payments in Lieu of Taxes		Regional & Consolidated School Tax	
Financial Administration	3,800.00	Delinquent Tax & Lien Collections	22,201.19	School Taxes in Municipal Budget	
Assessment of Taxes	2,200.00	Business Personalty Replacement Taxes	5,365.13	County Taxes	61,049.36
Collection of Taxes	2,700.00	Taxes from Public Utilities	35,826.55	County Library Taxes	
Planning, Housing & Development	250.00	Other Miscellaneous Tax Revenues		Local Municipal Purpose Taxes	8,331.78
Human Resources		State Aid Revenues	12,046.29	Veteran & Senior Citizen Taxes	9,850.00
Elections		Federal Aid Revenues		Total Taxes for Rate Computation	289,652.28
General Administration (other)	11,850.00	State and Local Fiscal Assistance Act Utilized	6,333.25	Special District Taxes	
JUDICIARY		Sale of Acquired Property		Bank Stock Taxes	
Municipal Courts	1,800.00	Other Miscellaneous Revenues	11,152.02	Added and Omitted Taxes	1,181.90
PUBLIC SAFETY		Other Revenues, Revenue Sharing Tax Effort	1,500.00	Total Taxes Levied - ABSTRACT	280,984.18
Fire Protection	3,800.00	Total	348,746.11	Total Taxes Billed	281,353.70
Police Protection	4,400.00	Prior Years Surplus Appropriated	28,600.00	1973 TAXES COLLECTED	254,321.68
Civil Defense & Disaster Control	500.00	REVENUES TOTAL	377,346.11	1973 Taxes Cancelled, Abated or Adjusted	
Environmental Inspection & Control	450.00			Transfer to Tax Title Liens or Foreclosed	1,600.00
Other Public Safety				Balance Outstanding Dec. 31, 1973	25,432.02
PUBLIC WORKS		CAPITAL OUTLAY TOTAL			
Streets and Drainage	16,386.00	Public Enterprises		PRIOR YEARS TAXES OUTSTANDING	
Sewers and Sewage Processing		Recreation—Culture		Balance January 1, 1973	23,182.57
Garbage and Trash Disposal	15,300.00	Public Works		Collected in 1973	22,201.19
Public Buildings and Grounds		Buildings and Grounds		Cancelled, Abated or Adjusted 1973	
Other Public Works		Library and Education		Transfers to Tax Title Liens or Foreclosed	
HEALTH and WELFARE		Conservation		Balance December 31, 1973	981.38
Health Services Except Environmental	325.00	All Other		TAX TITLE LIENS OUTSTANDING	
Welfare-Public Assistance	400.00			Balance January 1, 1973	4,341.35
Hospitals, Clinics, First Aid	200.00	CAPITAL DEBT AUTHORIZED, DECEMBER 31, 1973		Transfers From Taxes	1,600.00
Animal, Insect, & Rodent Control	250.00	ISSUED AND UNISSUED		Redeemed in 1973	
Other Welfare Services		School	107,000	Cancelled, Abated or Adjusted (1973)	
		Self-liquidating		Transfers to Foreclosed Property	
		Other		Balance December 31, 1973	5,941.35
		Total	107,000	PROPERTY ACQUIRED BY DEED OR FORECLOSURE	
RECREATION and CONSERVATION		ISSUED AND OUTSTANDING		Balance January 1, 1973	
Beaches and Boardwalks		School	107,000.00	Transfers From Taxes or Liens	
Parks, Playgrounds, Shade Trees		Self-Liquidating		Sale for Cash (1973)	
Land Reclamation & Conservation		Other		Cancelled, Abated or Adjusted (1973)	
Other Recreational Services		Total	107,000.00	Balance December 31, 1973	
EDUCATION (excluding schools)		EQUALIZED VALUATION BASIS		CURRENT FINANCES DECEMBER 31, 1973	
Libraries		FOR NET DEBT COMPUTATION	6,836,324.67	ASSETS	
Other Educational Services		REAL PROPERTY VALUATIONS		Cash Dec. 31, 1973	102,960.12
STATUTORY EXPENDITURES		Code Class # of Parcels % VAL'N		Taxes Receivable	26,413.40
Pensions & F. I. C. A.	1,100.00	1 Vacant Land 202 5.03	269,770.00	Tax Title Liens	5,941.35
Employee Fringe Benefits		2 Residential 482 72.04	3,861,950.00	Foreclosed Property	
Other Statutory Expenditures		3 Farm 100 13.90	1,012,900.00	Emergencies & Other Deferred Charges	1,752.66
MUNICIPAL FUNCTIONS		4a Commercial 7 4.03	216,100.00	State Aid Receivable	6,256.95
CAPITAL IMPROVEMENTS	8,500.00	4b Industrial		Other Receivables	671.12
DEBT SERVICE		4c Apartments		Total	143,995.60
Principal Payments		Total	5,360,720.00	LIABILITIES, RESERVES, AND SURPLUS	
Interest Payments		Land Area 13.00 Sq. Miles		Cash Liabilities	57,578.20
DEFERRED CHARGES	2,019.82	Net Valuation Taxable-Municipal	5,475,215.00	Reserves for Receivables	33,025.87
SCHOOL, COUNTY, SPECIAL DISTRICT TAXES	271,470.50	Net Valuation Taxable-County	6,973,311.00	Surplus Dec. 31, 1973	53,391.53
RESERVE FOR UNCOLLECTED TAXES	33,066.50	State Equalized Valuation	8,288,816.00	Total	143,995.60
EMERGENCY EMPLOYMENT ACT OF 1971		State Equalization Ratio	65.58		
EXPENDITURES TOTAL	369,267.82				

0214

Population 1970 8,440  
 Population 1973 8,565  
 S & P Rating BBB  
 Moody Rating A

General Tax Rate Per \$100. 5.55  
 State Equalized Tax Rate 3.13

## EMERSON BOROUGH — BERGEN CO.

Form of Government:

Borough Council

Number of Members on Governing Body 6

PER CAPITA: 424.19  
 Gross Debt 119.34  
 Net Debt 3.22  
 Debt Service 383.17  
 Total Tax Levy 121.05  
 Municipal Expenditures

PER CENT: 3.82  
 Gross Debt 1.07  
 Net Debt 97.38  
 Tax Levy Collected  
 Tax Levy Cancelled, Abated or Adjusted

EXPENDITURES		REVENUES-REALIZED		1973 PROPERTY TAX	
<b>GENERAL GOVERNMENT</b>				<b>STATE EQUALIZED TAX RATE</b>	
Governing Body & Public Boards		1973 Property Taxes Collected	3,231,537.90	Local District School Taxes	2.26
Municipal Clerk		1973 Payments in Lieu of Taxes	7,625.42	Regional & Consolidated School Tax	
Financial Administration	15,785.00	Delinquent Tax & Lien Collections	95,317.79	School Taxes in Municipal Budget	
Assessment of Taxes	9,710.00	Business Personalty Replacement Taxes	41,349.35	County Taxes	.34
Collection of Taxes	13,000.00	Taxes from Public Utilities	142,942.33	County Library Taxes	
Planning, Housing & Development	6,365.00	Other Miscellaneous Tax Revenues		Local Municipal Purpose Taxes	.47
Human Resources		State Aid Revenues	33,029.06	Veteran & Senior Citizen Taxes	.05
Elections	1,664.00	Federal Aid Revenues		Total Taxes for Rate Computation	3.12
General Administration (other)	97,289.00	State and Local Fiscal Assistance Act Utilized	91,108.00	Special District Taxes	
<b>JUDICIARY</b>		Sale of Acquired Property		Bank Stock Taxes	1,657.39
Municipal Courts	5,580.00	Other Miscellaneous Revenues	132,697.07	Added and Omitted Taxes	10,495.05
<b>PUBLIC SAFETY</b>		Other Revenues, Revenue Sharing Tax Effort	30,429.42	Total Taxes Levied - ABSTRACT	3,281,891.15
Fire Protection	40,700.00	Total	3,776,036.34	Total Taxes Billed	3,287,676.24
Police Protection	282,540.00	Prior Years Surplus Appropriated	121,000.00	1973 TAXES COLLECTED	3,201,537.90
Civil Defense & Disaster Control	3,500.00	REVENUES TOTAL	3,897,036.34	1973 Taxes Cancelled, Abated or Adjusted	
Environmental Inspection & Control	8,860.00	<b>CAPITAL OUTLAY TOTAL</b>		Transfer to Tax Title Liens or Foreclosed	1,415.20
Other Public Safety			510,451.89	Balance Outstanding Dec. 31, 1973	84,723.14
<b>PUBLIC WORKS</b>				<b>PRIOR YEARS TAXES OUTSTANDING</b>	
Streets and Drainage	133,381.10	Public Enterprises		Balance January 1, 1973	105,984.96
Sewers and Sewage Processing	150.00	Recreation—Culture	560.00	Collected in 1973	75,076.48
Garbage and Trash Disposal	87,100.00	Public Works	339,001.76	Cancelled, Abated or Adjusted 1973	6,854.32
Public Buildings and Grounds	30,865.00	Buildings and Grounds	44,887.68	Transfers to Tax Title Liens or Foreclosed	1,003.95
Other Public Works	12,500.00	Library and Education	126,002.45	Balance December 31, 1973	23,050.21
<b>HEALTH and WELFARE</b>		Conservation		<b>TAX TITLE LIENS OUTSTANDING</b>	
Health Services Except Environmental	15,550.00	All Other		Balance January 1, 1973	23,442.04
Welfare-Public Assistance	575.00	<b>CAPITAL DEBT AUTHORIZED, DECEMBER 31, 1973</b>		Transfers From Taxes	2,546.03
Hospitals, Clinics, First Aid	500.00	ISSUED AND UNISSUED		Redeemed in 1973	20,241.31
Animal, Insect, & Rodent Control		School	2,166,000	Cancelled, Abated or Adjusted (1973)	36.85
Other Welfare Services		Self-liquidating	744,324	Transfers to Foreclosed Property	
<b>RECREATION and CONSERVATION</b>		Other	722,837	Balance December 31, 1973	5,709.91
Beaches and Boardwalks		Total	3,633,161	<b>PROPERTY ACQUIRED BY DEED OR FORECLOSURE</b>	
Parks, Playgrounds, Shade Trees				Balance January 1, 1973	3,675.00
Land Reclamation & Conservation	1,300.00	ISSUED AND OUTSTANDING		Transfers From Taxes or Liens	
Other Recreational Services	13,200.00	School	2,166,000.00	Sale for Cash (1973)	
<b>EDUCATION (excluding schools)</b>		Self-liquidating	743,000.00	Cancelled, Abated or Adjusted (1973)	
Libraries	31,530.90	Other	701,000.00	Balance December 31, 1973	3,675.00
Other Educational Services		Total	3,610,000.00	<b>CURRENT FINANCES DECEMBER 31, 1973</b>	
<b>STATUTORY EXPENDITURES</b>		<b>EQUALIZED VALUATION BASIS</b>		<b>ASSETS</b>	
Pensions & F. I. C. A.	53,837.70	FOR NET DEBT COMPUTATION	95,120,567.33	Cash Dec. 31, 1973	1,433,654.37
Employee Fringe Benefits	16,310.00	<b>REAL PROPERTY VALUATIONS</b>		Taxes Receivable	107,773.35
Other Statutory Expenditures		Code Class # of Parcels % VAL'N	ASSESSED VALUATION	Tax Title Liens	5,709.91
<b>MUNICIPAL FUNCTIONS</b>		1 Vacant Land 152 1.28	761,400.00	Foreclosed Property	3,675.00
<b>CAPITAL IMPROVEMENTS</b>		2 Residential 2070 84.72	50,539,700.00	Emergencies & Other Deferred Charges	6,469.65
<b>DEBT SERVICE</b>		3 Farm 2 .03	22,600.00	State Aid Receivable	26,841.00
Principal Payments	25,000.00	4a Commercial 92 13.06	7,792,700.00	Other Receivables	392.61
Interest Payments	2,605.00	4b Industrial 12 .90	535,400.00	Total	1,584,515.89
<b>DEFERRED CHARGES</b>		4c Apartments		<b>LIABILITIES, RESERVES, AND SURPLUS</b>	
SCHOOL, COUNTY, SPECIAL DISTRICT TAXES	2,767,681.48	Total 2328	59,651,800.00	Cash Liabilities	1,253,565.74
RESERVE FOR UNCOLLECTED TAXES	120,844.50	Land Area 2.20 Sq. Miles		Reserves for Receivables	117,550.87
EMERGENCY EMPLOYMENT ACT OF 1971		Net Valuation Taxable-Municipal	59,992,781.00	Surplus Dec. 31, 1973	213,399.28
<b>EXPENDITURES</b>		Net Valuation Taxable-County	94,709,673.00	Total	1,584,515.89
<b>TOTAL</b>	<b>3,804,457.52</b>	State Equalized Valuation	106,012,903.00		
		State Equalization Ratio	56.45		

0215

Population 1970 25,030  
 Population 1973 24,980  
 S & P Rating AA  
 Moody Rating A

General Tax Rate Per \$100. 5.82  
 State Equalized Tax Rate 3.64

## ENGLEWOOD CITY — BERGEN CO.

Form of Government:

City Charter Act (P.L. 1899 c.52)

Number of Members on Governing Body 5

## PER CAPITA:

Gross Debt 625.07  
 Net Debt 373.79  
 Debt Service 32.59  
 Total Tax Levy 556.64  
 Municipal Expenditures 368.18

## PER CENT:

Gross Debt 4.68  
 Net Debt 2.80  
 Tax Levy Collected 96.97  
 Tax Levy Cancelled, Abated or Adjusted 29

EXPENDITURES		REVENUES-REALIZED		1973 PROPERTY TAX	
<b>GENERAL GOVERNMENT</b>				<b>STATE EQUALIZED TAX RATE</b>	
Governing Body & Public Boards		1973 Property Taxes Collected	13,502,321.19	Local District School Taxes	1.79
Municipal Clerk	58,019.00	1973 Payments in Lieu of Taxes	10,562.11	Regional & Consolidated School Tax	
Financial Administration	62,956.00	Delinquent Tax & Lien Collections	390,144.00	School Taxes in Municipal Budget	.15
Assessment of Taxes	88,410.00	Business Personalty Replacement Taxes	465,264.17	County Taxes	.37
Collection of Taxes	42,474.00	Taxes from Public Utilities	646,345.24	County Library Taxes	
Planning, Housing & Development	33,675.00	Other Miscellaneous Tax Revenues		Local Municipal Purpose Taxes	1.51
Human Resources	93,169.00	State Aid Revenues	376,375.56	Veteran & Senior Citizen Taxes	.03
Elections		Federal Aid Revenues	125,990.87	Total Taxes for Rate Computation	3.85
General Administration (other)	350,139.00	State and Local Fiscal Assistance Act Utilized	398,744.00	Special District Taxes	
<b>JUDICIARY</b>		Sale of Acquired Property		Bank Stock Taxes	33,368.13
Municipal Courts	68,295.00	Other Miscellaneous Revenues	534,493.80	Added and Omitted Taxes	28,343.59
<b>PUBLIC SAFETY</b>		Other Revenues, Revenue Sharing Tax Effort	125,032.89	Total Taxes Levied - ABSTRACT	13,904,775.75
Fire Protection	993,739.00	Total	16,575,273.83	Total Taxes Billed	13,924,243.02
Police Protection	1,670,396.00	Prior Years Surplus Appropriated	670,000.00	1973 TAXES COLLECTED	13,502,321.19
Civil Defense & Disaster Control	5,000.00	<b>REVENUES TOTAL</b>	<b>17,245,273.83</b>	1973 Taxes Cancelled, Abated or Adjusted	39,835.75
Environmental Inspection & Control	157,699.00	<b>CAPITAL OUTLAY TOTAL</b>	<b>739,699.97</b>	Transfer to Tax Title Liens or Foreclosed	20,925.86
Other Public Safety		Public Enterprises		Balance Outstanding Dec. 31, 1973	361,160.22
<b>PUBLIC WORKS</b>		Recreation—Culture		<b>PRIOR YEARS TAXES OUTSTANDING</b>	
Streets and Drainage	808,811.93	Public Works	535,788.43	Balance January 1, 1973	372,236.93
Sewers and Sewage Processing		Buildings and Grounds	101,673.38	Collected in 1973	363,183.69
Garbage and Trash Disposal	681,047.00	Library and Education	93,288.16	Cancelled, Abated or Adjusted 1973	880.00
Public Buildings and Grounds	288,168.00	Conservation		Transfers to Tax Title Liens or Foreclosed	8,173.24
Other Public Works	53,974.00	All Other	8,950.00	Balance December 31, 1973	
<b>HEALTH and WELFARE</b>		<b>CAPITAL DEBT AUTHORIZED, DECEMBER 31, 1973</b>		<b>TAX TITLE LIENS OUTSTANDING</b>	
Health Services Except Environmental	226,189.34	ISSUED AND UNISSUED	GROSS DEBT	Balance January 1, 1973	53,937.46
Welfare-Public Assistance	46,644.00	School	6,266,950	Transfers From Taxes	30,087.12
Hospitals, Clinics, First Aid		Self-liquidating		Redeemed in 1973	26,960.31
Animal, Insect, & Rodent Control	17,170.00	Other	9,347,298	Cancelled, Abated or Adjusted (1973)	
Other Welfare Services		Total	15,614,248	Transfers to Foreclosed Property	3,163.36
<b>RECREATION and CONSERVATION</b>		ISSUED AND OUTSTANDING		Balance December 31, 1973	53,900.91
Beaches and Boardwalks		School	5,552,000.00	<b>PROPERTY ACQUIRED BY DEED OR FORECLOSURE</b>	
Parks, Playgrounds, Shade Trees	208,493.00	Self-Liquidating		Balance January 1, 1973	156,109.64
Land Reclamation & Conservation	8,660.00	Other	3,035,225.82	Transfers From Taxes or Liens	3,163.36
Other Recreational Services	201,146.00	Total	8,587,225.82	Sale for Cash (1973)	
<b>EDUCATION (excluding schools)</b>		<b>EQUALIZED VALUATION BASIS</b>		Cancelled, Abated or Adjusted (1973)	
Libraries	327,251.00	FOR NET DEBT COMPUTATION	333,413,986.00	Balance December 31, 1973	159,273.00
Other Educational Services		<b>REAL PROPERTY VALUATIONS</b>		<b>CURRENT FINANCES DECEMBER 31, 1973</b>	
<b>STATUTORY EXPENDITURES</b>		Code Class # of Parcels % VAL'N	ASSESSED VALUATION	ASSETS	
Pensions & F. I. C. A.	626,482.00	1 Vacant Land 526 2.08	4,840,800.00	Cash Dec. 31, 1973	1,670,104.78
Employee Fringe Benefits	156,725.00	2 Residential 4923 61.45	143,237,800.00	Taxes Receivable	361,160.22
Other Statutory Expenditures		3 Farm		Tax Title Liens	53,900.91
<b>MUNICIPAL FUNCTIONS</b>		4a Commercial 386 14.13	32,927,600.00	Foreclosed Property	159,273.00
<b>CAPITAL IMPROVEMENTS</b>		4b Industrial 153 13.80	32,167,500.00	Emergencies & Other Deferred Charges	254,971.00
<b>DEBT SERVICE</b>		4c Apartments 71 8.54	19,913,900.00	State Aid Receivable	683.44
Principal Payments	463,748.42	Total	233,087,600.00	Other Receivables	24,234.62
Interest Payments	350,266.25	Land Area 4.90 Sq. Miles		Total	2,524,327.97
<b>TYPE I SCHL DEBT *MEMO</b>		Net Valuation Taxable-Municipal	239,761,878.00	<b>LIABILITIES, RESERVES, AND SURPLUS</b>	
<b>DEFERRED CHARGES</b>		Net Valuation Taxable-County	356,276,844.00	Cash Liabilities	824,427.41
SCHOOL, COUNTY, SPECIAL DISTRICT TAXES	8,382,443.33	State Equalized Valuation	359,163,830.00	Reserves for Receivables	598,718.75
RESERVE FOR UNCOLLECTED TAXES	688,742.15	State Equalization Ratio	66.13	Surplus Dec. 31, 1973	1,101,181.81
EMERGENCY EMPLOYMENT ACT OF 1971	110,518.86			Total	2,524,327.97
<b>EXPENDITURES TOTAL</b>	<b>17,579,539.39</b>				

1971/3000

\* ABOVE DEBT SERVICE INCLUDES TYPE I SCHOOL DEBT

0216

Population 1970 5,943  
 Population 1973 5,980  
 S & P Rating  
 Moody Rating

General Tax Rate Per \$100 2.44  
 State Equalized Tax Rate 1.66

ENGLEWOOD CLIFFS BOROUGH – BERGEN  
 Form of Government: CO.  
 Borough Council  
 Number of Members on Governing Body 6

PER CAPITA: 407.07  
 Gross Debt 129.15  
 Net Debt  
 Debt Service 670.69  
 Total Tax Levy 248.66  
 Municipal Expenditures

PER CENT: 1.15  
 Gross Debt .37  
 Net Debt 97.21  
 Tax Levy Collected  
 Tax Levy Cancelled, Abated or Adjusted .59

EXPENDITURES		REVENUES-REALIZED		1973 PROPERTY TAX	
<b>GENERAL GOVERNMENT</b>				<b>STATE EQUALIZED TAX RATE</b>	
Governing Body & Public Boards	7,500.00	1973 Property Taxes Collected		Local District School Taxes	2,387,444.00
Municipal Clerk		3,902,529.06		Regional & Consolidated School Tax	
Financial Administration	6,600.00	30,781.97		School Taxes in Municipal Budget	
Assessment of Taxes	14,785.00	85,220.19		County Taxes	844,275.19
Collection of Taxes	19,350.00	202,052.63		County Library Taxes	
Planning, Housing & Development	6,150.00	175,129.55		Local Municipal Purpose Taxes	757,367.16
Human Resources	9,250.00	Other Miscellaneous Tax Revenues		Veteran & Senior Citizen Taxes	29,110.00
Elections		30,287.36		Total Taxes for Rate Computation	4,018,196.35
General Administration (other)	111,253.00	Federal Aid Revenues		Special District Taxes	
<b>JUDICIARY</b>		39,607.75		Bank Stock Taxes	5,111.23
Municipal Courts	13,659.00	State and Local Fiscal Assistance Act Utilized		Added and Omitted Taxes	16,605.02
<b>PUBLIC SAFETY</b>		Sale of Acquired Property		Total Taxes Levied - ABSTRACT	4,010,702.60
Fire Protection	42,060.00	Other Miscellaneous Revenues		Total Taxes Billed	3,902,529.06
Police Protection	468,853.00	50,085.86		1973 TAXES COLLECTED	
Civil Defense & Disaster Control	60.00	Other Revenues, Revenue Sharing Tax Effort		1973 Taxes Cancelled, Abated or Adjusted	23,775.32
Environmental Inspection & Control	6,175.00	213,000.00		Transfer to Tax Title Liens or Foreclosed	363.56
Other Public Safety		Prior Years Surplus Appropriated		Balance Outstanding Dec. 31, 1973	87,890.46
<b>PUBLIC WORKS</b>		REVENUES TOTAL		<b>PRIOR YEARS TAXES OUTSTANDING</b>	
Streets and Drainage	186,205.00	CAPITAL OUTLAY TOTAL		Balance January 1, 1973	85,220.19
Sewers and Sewage Processing	172,598.91	Public Enterprises		Collected in 1973	85,220.19
Garbage and Trash Disposal	72,000.00	Recreation—Culture		Cancelled, Abated or Adjusted 1973	
Public Buildings and Grounds	8,375.00	Public Works		Transfers to Tax Title Liens or Foreclosed	
Other Public Works	12,000.00	Buildings and Grounds		Balance December 31, 1973	
<b>HEALTH and WELFARE</b>		Library and Education		TAX TITLE LIENS OUTSTANDING	
Health Services Except Environmental	12,075.00	Conservation		Balance January 1, 1973	1,756.58
Welfare-Public Assistance	3,950.00	All Other		Transfers From Taxes	363.56
Hospitals, Clinics, First Aid	2,500.00	CAPITAL DEBT AUTHORIZED, DECEMBER 31, 1973		Redeemed in 1973	
Animal, Insect, & Rodent Control		ISSUED AND UNISSUED GROSS DEBT NET DEBT		Cancelled, Abated or Adjusted (1973)	
Other Welfare Services		School 1,662,000		Transfers to Foreclosed Property	
<b>RECREATION and CONSERVATION</b>		Self-liquidating 772,300		Balance December 31, 1973	2,120.14
Beaches and Boardwalks		Other 772,300		PROPERTY ACQUIRED BY DEED OR FORECLOSURE	
Parks, Playgrounds, Shade Trees	52,000.00	Total 2,434,300		Balance January 1, 1973	24,628.00
Land Reclamation & Conservation		ISSUED AND OUTSTANDING		Transfers From Taxes or Liens	
Other Recreational Services	1,200.00	School 1,662,000.00		Sale for Cash (1973)	
<b>EDUCATION (excluding schools)</b>		Self-liquidating 623,000.00		Cancelled, Abated or Adjusted (1973)	
Libraries	58,600.00	Other 2,285,000.00		Balance December 31, 1973	24,628.00
Other Educational Services		EQUALIZED VALUATION BASIS		<b>CURRENT FINANCES DECEMBER 31, 1973</b>	
<b>STATUTORY EXPENDITURES</b>		FOR NET DEBT COMPUTATION		<b>ASSETS</b>	
Pensions & F. I. C. A.	58,230.72	REAL PROPERTY VALUATIONS		Cash Dec. 31, 1973	330,048.65
Employee Fringe Benefits	16,600.00	Code Class # of Parcels % VAL'N ASSESSED VALUATION		Taxes Receivable	87,890.46
Other Statutory Expenditures		1 Vacant Land 223 5.77 9,437,600.00		Tax Title Liens	2,120.14
<b>MUNICIPAL FUNCTIONS</b>		2 Residential 1548 48.51 79,278,200.00		Foreclosed Property	24,628.00
<b>CAPITAL IMPROVEMENTS</b>		3 Farm 4a Commercial 100 45.30 74,039,400.00		Emergencies & Other Deferred Charges	14,924.28
<b>DEBT SERVICE</b>		4b Industrial 2 .16 258,200.00		State Aid Receivable	5,295.00
Principal Payments		4c Apartments 3 .26 421,200.00		Other Receivables	1,649.97
Interest Payments		Total 1876 163,434,600.00		Total	466,556.50
<b>DEFERRED CHARGES</b>		Land Area 1.80 Sq. Miles		<b>LIABILITIES, RESERVES, AND SURPLUS</b>	
SCHOOL, COUNTY, SPECIAL DISTRICT TAXES	6,052.58	Net Valuation Taxable-Municipal		Cash Liabilities	121,785.65
RESERVE FOR UNCOLLECTED TAXES	3,231,719.19	164,838,203.00		Reserves for Receivables	116,288.57
EMERGENCY EMPLOYMENT ACT OF 1971	118,890.00	Net Valuation Taxable-County		Surplus Dec. 31, 1973	228,482.28
<b>EXPENDITURES</b>		241,607,307.00		Total	466,556.50
<b>TOTAL</b>	4,718,691.40	State Equalization Ratio 68.04			

1312

Population 1970 1,065  
 Population 1973 1,165  
 S & P Rating  
 Moody Rating

General Tax Rate Per \$100. 3.57  
 State Equalized Tax Rate 3.86

## ENGLISHTOWN BOROUGH — MONMOUTH CO.

Form of Government:

Borough Council

Number of Members on Governing Body 6

## PER CAPITA:

Gross Debt 1,238.65  
 Gross Debt 396.55  
 Net Debt 3.23  
 Debt Service 290.44  
 Total Tax Levy 115.87  
 Municipal Expenditures

## PER CENT:

Gross Debt 19.23  
 Gross Debt 6.16  
 Net Debt 93.83  
 Tax Levy Collected  
 Tax Levy Cancelled, Abated or Adjusted .09

EXPENDITURES		REVENUES-REALIZED		1973 PROPERTY TAX	
GENERAL GOVERNMENT		1973 Property Taxes Collected		STATE EQUALIZED TAX RATE 1.61	
Governing Body & Public Boards	2,000.00	1973 Payments in Lieu of Taxes		Local District School Taxes	141,308.63
Municipal Clerk	2,300.00	Delinquent Tax & Lien Collections		Regional & Consolidated School Tax	95,127.70
Financial Administration	5,700.00	Business Personalty Replacement Taxes		School Taxes in Municipal Budget	
Assessment of Taxes	2,000.00	Taxes from Public Utilities		County Taxes	56,555.72
Collection of Taxes	1,250.00	Other Miscellaneous Tax Revenues		County Library Taxes	2,183.70
Planning, Housing & Development	600.00	State Aid Revenues		Local Municipal Purpose Taxes	38,584.57
Human Resources	150.00	Federal Aid Revenues		Veteran & Senior Citizen Taxes	4,610.00
Elections	350.00	State and Local Fiscal Assistance Act Utilized		Total Taxes for Rate Computation	338,370.32
General Administration (other)	19,355.00	Sale of Acquired Property		Special District Taxes	
JUDICIARY		Other Miscellaneous Revenues		Bank Stock Taxes	1,838.47
Municipal Courts	2,900.00	Other Revenues, Revenue Sharing Tax Effort		Added and Omitted Taxes	2,763.55
PUBLIC SAFETY		Total		Total Taxes Levied - ABSTRACT	338,362.34
Fire Protection	5,000.00	Prior Years Surplus Appropriated		Total Taxes Billed	338,348.89
Police Protection	1,500.00	REVENUES TOTAL		1973 TAXES COLLECTED	317,475.48
Civil Defense & Disaster Control		CAPITAL OUTLAY TOTAL		1973 Taxes Cancelled, Abated or Adjusted	313.01
Environmental Inspection & Control	1,210.00	Public Enterprises		Transfer to Tax Title Liens or Foreclosed	2,444.56
Other Public Safety		Recreation—Culture		Balance Outstanding Dec. 31, 1973	18,115.84
PUBLIC WORKS		Public Works		PRIOR YEARS TAXES OUTSTANDING	
Streets and Drainage	23,900.00	Buildings and Grounds		Balance January 1, 1973	22,366.01
Sewers and Sewage Processing	16,925.00	Library and Education		Collected in 1973	20,498.70
Garbage and Trash Disposal	9,500.00	Conservation		Cancelled, Abated or Adjusted 1973	762.49
Public Buildings and Grounds	6,250.00	All Other		Transfers to Tax Title Liens or Foreclosed	
Other Public Works		CAPITAL DEBT AUTHORIZED, DECEMBER 31, 1973		Balance December 31, 1973	1,104.82
HEALTH and WELFARE		ISSUED AND UNISSUED GROSS DEBT NET DEBT		TAX TITLE LIENS OUTSTANDING	
Health Services Except Environmental	1,100.00	School 488,293		Balance January 1, 1973	7,595.69
Welfare-Public Assistance	400.00	Self-liquidating 180,000		Transfers From Taxes	2,444.56
Hospitals, Clinics, First Aid	500.00	Other 774,738		Redeemed in 1973	1,181.87
Animal, Insect, & Rodent Control		Total 1,443,032		Cancelled, Abated or Adjusted (1973)	50.00
Other Welfare Services		ISSUED AND OUTSTANDING		Transfers to Foreclosed Property	
RECREATION and CONSERVATION		School 383,082.23		Balance December 31, 1973	8,808.38
Beaches and Boardwalks		Self-Liquidating 180,000.00		PROPERTY ACQUIRED BY DEED OR FORECLOSURE	
Parks, Playgrounds, Shade Trees		Other 71,850.00		Balance January 1, 1973	
Land Reclamation & Conservation		Total 634,932.23		Transfers From Taxes or Liens	
Other Recreational Services	250.00	EQUALIZED VALUATION BASIS FOR NET DEBT COMPUTATION		Sale for Cash (1973)	
EDUCATION (excluding schools)		REAL PROPERTY VALUATIONS		Cancelled, Abated or Adjusted (1973)	
Libraries		Code Class # of Parcels % VAL'N ASSESSED VALUATION		Balance December 31, 1973	
Other Educational Services		1 Vacant Land 39 2.72 210,390.00		CURRENT FINANCES DECEMBER 31, 1973	
STATUTORY EXPENDITURES		2 Residential 238 58.97 4,559,400.00		ASSETS	
Pensions & F. I. C. A.	1,400.00	3 Farm 5 1.07 62,700.00		Cash Dec. 31, 1973	63,270.09
Employee Fringe Benefits		4a Commercial 26 16.05 1,241,300.00		Taxes Receivable	19,220.66
Other Statutory Expenditures		4b Industrial 6 20.01 1,547,400.00		Tax Title Liens	8,808.38
MUNICIPAL FUNCTIONS TOTAL	104,540.00	4c Apartments 1 1.17 90,500.00		Foreclosed Property	
CAPITAL IMPROVEMENTS *MEMO*	14,749.50	Total 315 7,731,690.00		Emergencies & Other Deferred Charges	75,979.00
DEBT SERVICE		Land Area .57 Sq. Miles		State Aid Receivable	5,437.00
Principal Payments	2,750.00	Net Valuation Taxable-Municipal		Other Receivables	520.36
Interest Payments	1,015.00	Net Valuation Taxable-County		Total	173,235.49
DEFERRED CHARGES	1,860.00	State Equalized Valuation		LIABILITIES, RESERVES, AND SURPLUS	
SCHOOL, COUNTY, SPECIAL DISTRICT TAXES	295,175.75	State Equalization Ratio 97.23		Cash Liabilities	100,528.65
RESERVE FOR UNCOLLECTED TAXES	24,823.18			Reserves for Receivables	28,549.40
EMERGENCY EMPLOYMENT ACT OF 1971				Surplus Dec. 31, 1973	44,157.44
EXPENDITURES TOTAL	430,163.93			Total	173,235.49

0706

Population 1970 2,545  
 Population 1973 2,550  
 S & P Rating  
 Moody Rating

General Tax Rate Per \$100. 4.97  
 State Equalized Tax Rate 3.22

ESSEX FELS BOROUGH — ESSEX CO.  
 Form of Government:  
 Borough Council  
 Number of Members on Governing Body 6

PER CAPITA: 274.56 PER CENT: 1.34  
 Gross Debt  
 Net Debt  
 Debt Service  
 Total Tax Levy 719.29  
 Municipal Expenditures 248.39  
 Gross Debt 418.567.85  
 Net Debt  
 Tax Levy Collected 98.82  
 Tax Levy Cancelled, Abated or Adjusted .01

EXPENDITURES		REVENUES-REALIZED		1973 PROPERTY TAX	
GENERAL GOVERNMENT				STATE EQUALIZED TAX RATE .82	
Governing Body & Public Boards		1973 Property Taxes Collected		Local District School Taxes	464,914.00
Municipal Clerk		1,815,935.02		Regional & Consolidated School Tax	418,567.85
Financial Administration	13,118.26	1973 Payments in Lieu of Taxes		School Taxes in Municipal Budget	
Assessment of Taxes	4,487.83	24,950.61		County Taxes	702,772.32
Collection of Taxes	1,314.50	3,803.17		County Library Taxes	
Planning, Housing & Development	1,081.52	66,646.28		Local Municipal Purpose Taxes	241,281.01
Human Resources		Other Miscellaneous Tax Revenues		Veteran & Senior Citizen Taxes	10,250.00
Elections	330.45	15,045.58		Total Taxes for Rate Computation	1,837,785.18
General Administration (other)	50,358.26	Federal Aid Revenues		Special District Taxes	
JUDICIARY		12,047.00		Bank Stock Taxes	
Municipal Courts	5,845.16	State and Local Fiscal Assistance Act Utilized		Added and Omitted Taxes	6,649.86
PUBLIC SAFETY		122,106.73		Total Taxes Levied - ABSTRACT	1,834,185.04
Fire Protection	11,681.15	6,607.70		Total Taxes Billed	1,837,646.18
Police Protection	174,436.92	2,067,142.09		1973 TAXES COLLECTED	1,815,935.02
Civil Defense & Disaster Control	82.85	235,500.00		1973 Taxes Cancelled, Abated or Adjusted	160.00
Environmental Inspection & Control	2,240.00	2,302,642.09		Transfer to Tax Title Liens or Foreclosed	
Other Public Safety		32,367.91		Balance Outstanding Dec. 31, 1973	21,551.16
PUBLIC WORKS		CAPITAL OUTLAY TOTAL		PRIOR YEARS TAXES OUTSTANDING	
Streets and Drainage	86,666.34	29,586.00		Balance January 1, 1973	24,950.61
Sewers and Sewage Processing	21,751.26	Public Enterprises		Collected in 1973	24,950.61
Garbage and Trash Disposal		2,781.91		Cancelled, Abated or Adjusted 1973	
Public Buildings and Grounds	16,371.24	Buildings and Grounds		Transfers to Tax Title Liens or Foreclosed	
Other Public Works	2,933.25	Library and Education		Balance December 31, 1973	
HEALTH and WELFARE		Conservation		TAX TITLE LIENS OUTSTANDING	
Health Services Except Environmental	2,273.25	All Other		Balance January 1, 1973	
Welfare-Public Assistance	2,250.00	CAPITAL DEBT AUTHORIZED, DECEMBER 31, 1973		Transfers From Taxes	
Hospitals, Clinics, First Aid		ISSUED AND UNISSUED GROSS DEBT NET DEBT		Redeemed in 1973	
Animal, Insect, & Rodent Control		700,125		Cancelled, Abated or Adjusted (1973)	
Other Welfare Services		700,125		Transfers to Foreclosed Property	
RECREATION and CONSERVATION		ISSUED AND OUTSTANDING		Balance December 31, 1973	
Beaches and Boardwalks		700,125.07		PROPERTY ACQUIRED BY DEED OR	
Parks, Playgrounds, Shade Trees	15,599.08	700,125.07		FORECLOSURE	
Land Reclamation & Conservation		EQUALIZED VALUATION BASIS		Balance January 1, 1973	3,600.00
Other Recreational Services		FOR NET DEBT COMPUTATION		Transfers From Taxes or Liens	
EDUCATION (excluding schools)		52,121,543.00		Sale for Cash (1973)	
Libraries		REAL PROPERTY VALUATIONS		Cancelled, Abated or Adjusted (1973)	
Other Educational Services		ASSESSED VALUATION		Balance December 31, 1973	3,600.00
STATUTORY EXPENDITURES		Code Class # of Parcels % VAL'N		CURRENT FINANCES DECEMBER 31, 1973	
Pensions & F. I. C. A.	30,976.98	1 Vacant Land 56 1.99		ASSETS	
Employee Fringe Benefits		2 Residential 691 95.24		Cash Dec. 31, 1973	827,018.54
Other Statutory Expenditures		3 Farm 2.76		Taxes Receivable	21,551.16
MUNICIPAL FUNCTIONS TOTAL	443,798.10	4a Commercial 5		Tax Title Liens	
CAPITAL IMPROVEMENTS *MEM(I)*	64,143.25	4b Industrial		Foreclosed Property	3,600.00
DEBT SERVICE		4c Apartments		Emergencies & Other Deferred Charges	
Principal Payments		Total 752		State Aid Receivable	6,181.00
Interest Payments		36,891,600.00		Other Receivables	364.94
DEFERRED CHARGES	3,400.00	Land Area 1.30 Sq. Miles		Total	858,715.64
SCHOOL, COUNTY, SPECIAL DISTRICT TAXES	1,586,254.17	Net Valuation Taxable-Municipal		LIABILITIES, RESERVES, AND SURPLUS	
RESERVE FOR UNCOLLECTED TAXES	186,199.50	53,417,901.00		Cash Liabilities	539,707.38
EMERGENCY EMPLOYMENT ACT OF 1971		56,929,991.00		Reserves for Receivables	25,516.10
EXPENDITURES TOTAL	2,219,551.77	64.96		Surplus Dec. 31, 1973	293,492.16
				Total	858,715.64

3109

Population 1970 340  
Population 1973 57J  
S & P Rating  
Moody Rating

General Tax Rate Per \$100. 2.46  
State Equalized Tax Rate 2.17

ESTELL MANOR CITY — ATLANTIC CO.  
Form of Government:  
City Charter Act (P.L. 1897 c.30)  
Number of Members on Governing Body 3

PER CAPITA:  
Gross Debt 484.21  
Net Debt 37.53  
Debt Service 414.58  
Total Tax Levy 252.45  
Municipal Expenditures

PER CENT:  
Gross Debt 3.25  
Net Debt .25  
Tax Levy Collected 86.31  
Tax Levy Cancelled, Abated or Adjusted .11

EXPENDITURES		REVENUES-REALIZED		1973 PROPERTY TAX	
GENERAL GOVERNMENT				STATE EQUALIZED TAX RATE 1.48	
Governing Body & Public Boards		1973 Property Taxes Collected 203,950.27		Local District School Taxes 163,415.00	
Municipal Clerk		1973 Payments in Lieu of Taxes 40,854.34		Regional & Consolidated School Tax	
Financial Administration	4,850.00	Delinquent Tax & Lien Collections 2,663.00		School Taxes in Municipal Budget	
Assessment of Taxes	11,750.00	Business Personalty Replacement Taxes 58,841.29		County Taxes .63 68,876.74	
Collection of Taxes	8,600.00	Other Miscellaneous Tax Revenues 4,742.36		County Library Taxes .01 1,333.12	
Planning, Housing & Development	4,305.00	State Aid Revenues 4,664.29		Local Municipal Purpose Taxes	
Human Resources		Federal Aid Revenues 8,344.00		Veteran & Senior Citizen Taxes .05 5,370.00	
Elections		State and Local Fiscal Assistance Act Utilized		Total Taxes for Rate Computation 2.17 238,994.86	
General Administration (other)	11,020.00	Sale of Acquired Property		Special District Taxes	
JUDICIARY		Other Miscellaneous Revenues 39,927.28		Bank Stock Taxes	
Municipal Courts	3,370.00	Other Revenues, Revenue Sharing Tax Effort 7,815.07		Added and Omitted Taxes 2,685.47	
PUBLIC SAFETY		Total 371,801.90		Total Taxes Levied - ABSTRACT 236,310.33	
Fire Protection	3,000.00	Prior Years Surplus Appropriated 35,000.00		Total Taxes Billed 203,950.27	
Police Protection	700.00	REVENUES TOTAL 406,801.90		1973 TAXES COLLECTED	
Civil Defense & Disaster Control	450.00			1973 Taxes Cancelled, Abated or Adjusted 253.03	
Environmental Inspection & Control	1,050.00	CAPITAL OUTLAY		Transfer to Tax Title Liens or Foreclosed	
Other Public Safety		TOTAL		Balance Outstanding Dec. 31, 1973 32,107.03	
PUBLIC WORKS				PRIOR YEARS TAXES OUTSTANDING	
Streets and Drainage	14,052.00	Public Enterprises		Balance January 1, 1973 42,824.60	
Sewers and Sewage Processing		Recreation—Culture		Collected in 1973 32,932.05	
Garbage and Trash Disposal	3,000.00	Public Works		Cancelled, Abated or Adjusted 1973 1,333.71	
Public Buildings and Grounds	5,430.00	Buildings and Grounds		Transfers to Tax Title Liens or Foreclosed	
Other Public Works		Library and Education		Balance December 31, 1973 8,558.84	
HEALTH and WELFARE		Conservation		TAX TITLE LIENS OUTSTANDING	
Health Services Except Environmental	175.00	All Other		Balance January 1, 1973 44,976.34	
Welfare-Public Assistance	1,320.00	CAPITAL DEBT AUTHORIZED, DECEMBER 31, 1973		Transfers From Taxes	
Hospitals, Clinics, First Aid		ISSUED AND UNISSUED GROSS DEBT NET DEBT		Redeemed in 1973 7,922.29	
Animal, Insect, & Rodent Control		School 276,000 21,393		Cancelled, Abated or Adjusted (1973)	
Other Welfare Services		Self-liquidating		Transfers to Foreclosed Property	
RECREATION and CONSERVATION		Other		Balance December 31, 1973 37,054.05	
Beaches and Boardwalks		Total 276,000 21,393		PROPERTY ACQUIRED BY DEED OR	
Parks, Playgrounds, Shade Trees		ISSUED AND OUTSTANDING		FORECLOSURE	
Land Reclamation & Conservation		School		Balance January 1, 1973 4,225.00	
Other Recreational Services	50.00	Self-Liquidating		Transfers From Taxes or Liens	
EDUCATION (excluding schools)		Other		Sale for Cash (1973)	
Libraries		Total		Cancelled, Abated or Adjusted (1973)	
Other Educational Services		EQUALIZED VALUATION BASIS		Balance December 31, 1973 4,225.00	
STATUTORY EXPENDITURES		FOR NET DEBT COMPUTATION 8,486,892.00		CURRENT FINANCES DECEMBER 31, 1973	
Pensions & F. I. C. A.	3,234.00	REAL PROPERTY VALUATIONS		ASSETS	
Employee Fringe Benefits		Code Class # of Parcels % VAL'N		Cash Dec. 31, 1973 119,439.03	
Other Statutory Expenditures		ASSESSED VALUATION		Taxes Receivable 40,665.87	
MUNICIPAL FUNCTIONS TOTAL 76,356.00		1 Vacant Land 1939 59.88 4,721,045.00		Tax Title Liens 37,054.05	
CAPITAL IMPROVEMENTS *MEMO* 222.00		2 Residential 191 21.37 1,685,295.00		Foreclosed Property 4,225.00	
DEBT SERVICE		3 Farm 74 14.98 1,181,220.00		Emergencies & Other Deferred Charges 5,800.00	
Principal Payments		4a Commercial 13 2.28 180,050.00		State Aid Receivable 626.84	
Interest Payments		4b Industrial 3 1.49 117,200.00		Other Receivables 2,284.17	
DEFERRED CHARGES 2,140.00		4c Apartments		Total 210,094.96	
SCHOOL, COUNTY, SPECIAL DISTRICT TAXES 233,624.86		Total 2220 7,884,810.00		LIABILITIES, RESERVES, AND SURPLUS	
RESERVE FOR UNCOLLECTED TAXES 58,800.00		Land Area 53.75 Sq. Miles		Cash Liabilities 37,995.64	
EMERGENCY EMPLOYMENT ACT OF 1971 6,600.00		Net Valuation Taxable-Municipal 8,101,147.00		Reserves for Receivables 84,229.09	
EXPENDITURES TOTAL 377,520.86		Net Valuation Taxable-County 8,343,111.00		Surplus Dec. 31, 1973 87,870.23	
		State Equalized Valuation 10,938,158.00		Total 210,094.96	
		State Equalization Ratio 73.54			

0313

Population 1970 13,560  
 Population 1973 15,395  
 S & P Rating  
 Moody Rating

General Tax Rate Per \$100. 3.14  
 State Equalized Tax Rate 2.78

EVESHAM TOWNSHIP — BURLINGTON CO.  
 Form of Government:  
 Council-Manager Plan B (OMCL50)  
 Number of Members on Governing Body 5

PER CAPITA: 777.68  
 Gross Debt 271.66  
 Net Debt 3.16  
 Debt Service 318.10  
 Total Tax Levy 106.96  
 Municipal Expenditures

PER CENT: 9.24  
 Gross Debt 3.23  
 Net Debt 95.57  
 Tax Levy Collected  
 Tax Levy Cancelled, Abated or Adjusted

EXPENDITURES		REVENUES-REALIZED		1973 PROPERTY TAX	
<b>GENERAL GOVERNMENT</b>				<b>STATE EQUALIZED TAX RATE</b>	
Governing Body & Public Boards	5,633.33	1973 Property Taxes Collected	4,680,023.27	Local District School Taxes	1.25 1,976,819.15
Municipal Clerk	21,015.42	1973 Payments in Lieu of Taxes		Regional & Consolidated School Tax	.72 1,134,236.23
Financial Administration	18,679.00	Delinquent Tax & Lien Collections	283,104.89	School Taxes in Municipal Budget	
Assessment of Taxes	29,311.00	Business Personalty Replacement Taxes	35,184.34	County Taxes	.54 848,312.97
Collection of Taxes	28,062.00	Taxes from Public Utilities	416,449.06	County Library Taxes	.02 31,340.62
Planning, Housing & Development	31,481.63	Other Miscellaneous Tax Revenues		Local Municipal Purpose Taxes	.22 354,496.54
Human Resources		State Aid Revenues	52,937.30	Veteran & Senior Citizen Taxes	.04 61,520.00
Elections	11,106.15	Federal Aid Revenues	46,873.11	Total Taxes for Rate Computation	2.79 4,406,725.51
General Administration (other)	131,830.00	State and Local Fiscal Assistance Act Utilized	125,100.50	Special District Taxes	
<b>JUDICIARY</b>		Sale of Acquired Property	4,550.00	Bank Stock Taxes	
Municipal Courts	21,590.00	Other Miscellaneous Revenues	95,039.60	Added and Omitted Taxes	
<b>PUBLIC SAFETY</b>		Other Revenues, Revenue Sharing Tax Effort	205,595.11	Total Taxes Levied - ABSTRACT	
Fire Protection		Total	5,944,857.18	Total Taxes Billed	4,897,105.08
Police Protection	297,297.00	Prior Years Surplus Appropriated	240,000.00	1973 TAXES COLLECTED	4,680,023.27
Civil Defense & Disaster Control		REVENUES TOTAL	6,184,857.18	1973 Taxes Cancelled, Abated or Adjusted	
Environmental Inspection & Control	28,898.98	CAPITAL OUTLAY TOTAL	48,934.55	Transfer to Tax Title Liens or Foreclosed	
Other Public Safety				Balance Outstanding Dec. 31, 1973	217,081.81
<b>PUBLIC WORKS</b>				<b>PRIOR YEARS TAXES OUTSTANDING</b>	
Streets and Drainage	154,970.00	Public Enterprises		Balance January 1, 1973	281,336.60
Sewers and Sewage Processing		Recreation—Culture		Collected in 1973	273,372.58
Garbage and Trash Disposal	114,068.19	Public Works	44,808.55	Cancelled, Abated or Adjusted 1973	
Public Buildings and Grounds	15,010.00	Buildings and Grounds	4,126.00	Transfers to Tax Title Liens or Foreclosed	
Other Public Works		Library and Education		Balance December 31, 1973	7,964.02
<b>HEALTH and WELFARE</b>		Conservation		<b>TAX TITLE LIENS OUTSTANDING</b>	
Health Services Except Environmental	800.00	All Other		Balance January 1, 1973	54,814.50
Welfare-Public Assistance	2,225.00	CAPITAL DEBT AUTHORIZED, DECEMBER 31, 1973		Transfers From Taxes	
Hospitals, Clinics, First Aid		ISSUED AND UNISSUED		Redeemed in 1973	9,732.31
Animal, Insect, & Rodent Control	2,500.00	SCHOOL GROSS DEBT	11,086,541	Cancelled, Abated or Adjusted (1973)	
Other Welfare Services		Self-Liquidating		Transfers to Foreclosed Property	
<b>RECREATION and CONSERVATION</b>		Other	885,893	Balance December 31, 1973	45,082.19
Beaches and Boardwalks		Total	11,972,435	<b>PROPERTY ACQUIRED BY DEED OR FORECLOSURE</b>	
Parks, Playgrounds, Shade Trees	4,743.37	ISSUED AND OUTSTANDING		Balance January 1, 1973	27,282.05
Land Reclamation & Conservation	1,100.00	School	6,538,541.95	Transfers From Taxes or Liens	
Other Recreational Services	16,241.00	Self-Liquidating		Sale for Cash (1973)	4,550.00
<b>EDUCATION (excluding schools)</b>		Other		Cancelled, Abated or Adjusted (1973)	
Libraries	30,000.00	Total	7,166,166.75	Balance December 31, 1973	22,732.05
Other Educational Services		EQUALIZED VALUATION BASIS		<b>CURRENT FINANCES DECEMBER 31, 1973</b>	
<b>STATUTORY EXPENDITURES</b>		FOR NET DEBT COMPUTATION	129,622,718.33	<b>ASSETS</b>	
Pensions & F. I. C. A.	54,600.00	REAL PROPERTY VALUATIONS		Cash Dec. 31, 1973	1,492,534.30
Employee Fringe Benefits		Code Class # of Parcels % VAL'N		Taxes Receivable	225,045.83
Other Statutory Expenditures		1 Vacant Land 2196 12.81	17,688,880.00	Tax Title Liens	45,082.19
<b>MUNICIPAL FUNCTIONS</b>		2 Residential 3314 65.57	90,548,266.00	Foreclosed Property	22,732.05
<b>CAPITAL IMPROVEMENTS</b>		3 Farm 333 6.22	8,583,164.00	Emergencies & Other Deferred Charges	66,813.93
<b>DEBT SERVICE</b>		4a Commercial 127 10.59	14,631,000.00	State Aid Receivable	47,000.00
Principal Payments	18,546.20	4b Industrial 1 .06	77,400.00	Other Receivables	96,741.52
Interest Payments	30,033.80	4c Apartments 7 4.75	6,566,000.00	Total	1,995,949.82
<b>DEFERRED CHARGES</b>		Total 5978	138,094,710.00	<b>LIABILITIES, RESERVES, AND SURPLUS</b>	
SCHOOL, COUNTY, SPECIAL DISTRICT TAXES	4,095,658.97	Land Area 29.65 Sq. Miles		Cash Liabilities	697,121.65
RESERVE FOR UNCOLLECTED TAXES	509,524.55	Net Valuation Taxable-Municipal	140,713,670.00	Reserves for Receivables	389,601.59
EMERGENCY EMPLOYMENT ACT OF 1971	31,216.00	Net Valuation Taxable-County	145,342,759.00	Surplus Dec. 31, 1973	909,226.58
<b>EXPENDITURES</b>		State Equalized Valuation	158,188,576.00	Total	1,995,949.82
<b>TOTAL</b>	5,742,372.04	State Equalization Ratio	88.77		

1102

Population 1970 32,910  
 Population 1973 33,760  
 S & P Rating A  
 Moody Rating A

General Tax Rate Per \$100. 5.68  
 State Equalized Tax Rate 3.19

## EWING TOWNSHIP — MERCER CO.

Form of Government:

Township Committee

Number of Members on Governing Body 5

## PER CAPITA:

Gross Debt 193.55  
 Net Debt 77.28  
 Debt Service 8.32  
 Total Tax Levy 323.70  
 Municipal Expenditures 165.22

## PER CENT:

Gross Debt 2.20  
 Net Debt .88  
 Tax Levy Collected 96.56  
 Tax Levy Cancelled, Abated or Adjusted .29

EXPENDITURES		REVENUES-REALIZED		1973 PROPERTY TAX	
<b>GENERAL GOVERNMENT</b>				<b>STATE EQUALIZED TAX RATE</b> 1.89	
Governing Body & Public Boards		1973 Property Taxes Collected	10,563,527.37	Local District School Taxes	6,446,585.52
Municipal Clerk		1973 Payments in Lieu of Taxes		Regional & Consolidated School Tax	
Financial Administration	14,510.00	Delinquent Tax & Lien Collections	369,075.05	School Taxes in Municipal Budget	
Assessment of Taxes	45,039.49	Business Personalty Replacement Taxes	1,122,504.46	County Taxes	3,271,491.27
Collection of Taxes	60,697.51	Taxes from Public Utilities	665,361.57	County Library Taxes	144,424.73
Planning, Housing & Development	9,516.00	Other Miscellaneous Tax Revenues	216,016.16	Local Municipal Purpose Taxes	837,815.83
Human Resources		State Aid Revenues	183,056.27	Veteran & Senior Citizen Taxes	208,840.00
Elections	3,750.00	Federal Aid Revenues	116,869.72	Total Taxes for Rate Computation	10,909,157.35
General Administration (other)	325,087.62	State and Local Fiscal Assistance Act Utilized	228,858.00	Special District Taxes	
<b>JUDICIARY</b>		Sale of Acquired Property	1,570.00	Bank Stock Taxes	23,949.67
Municipal Courts	41,861.84	Other Miscellaneous Revenues	1,506,875.23	Added and Omitted Taxes	203,868.63
<b>PUBLIC SAFETY</b>		Other Revenues, Revenue Sharing Tax Effort	117,636.83	Total Taxes Levied - ABSTRACT	10,928,135.65
Fire Protection	41,678.25	Total	15,091,351.71	Total Taxes Billed	10,940,157.66
Police Protection	897,408.53	Prior Years Surplus Appropriated	841,000.00	<b>1973 TAXES COLLECTED</b>	10,563,527.37
Civil Defense & Disaster Control	31,850.46	<b>REVENUES TOTAL</b>	15,932,351.71	1973 Taxes Cancelled, Abated or Adjusted	31,277.48
Environmental Inspection & Control	41,706.00	<b>CAPITAL OUTLAY TOTAL</b>	1,228,298.65	Transfer to Tax Title Liens or Foreclosed	10,522.06
Other Public Safety	100.00			Balance Outstanding Dec. 31, 1973	334,830.75
<b>PUBLIC WORKS</b>		Public Enterprises		<b>PRIOR YEARS TAXES OUTSTANDING</b>	
Streets and Drainage	618,199.01	Recreation—Culture	90,313.52	Balance January 1, 1973	433,503.85
Sewers and Sewage Processing	1,169,373.06	Public Works	521,448.05	Collected in 1973	331,556.36
Garbage and Trash Disposal	452,909.19	Buildings and Grounds	616,537.08	Cancelled, Abated or Adjusted 1973	89,321.83
Public Buildings and Grounds	71,891.23	Library and Education		Transfers to Tax Title Liens or Foreclosed	4,548.06
Other Public Works		Conservation		Balance December 31, 1973	7,677.60
<b>HEALTH and WELFARE</b>		All Other		<b>TAX TITLE LIENS OUTSTANDING</b>	
Health Services Except Environmental	79,089.47			Balance January 1, 1973	46,721.57
Welfare-Public Assistance	5,210.00	<b>CAPITAL DEBT AUTHORIZED, DECEMBER 31, 1973</b>		Transfers From Taxes	18,404.40
Hospitals, Clinics, First Aid		<b>ISSUED AND UNISSUED</b>		Redeemed in 1973	37,519.69
Animal, Insect, & Rodent Control	7,065.20	School	3,754,000	Cancelled, Abated or Adjusted (1973)	
Other Welfare Services		Self-liquidating		Transfers to Foreclosed Property	2,846.66
<b>RECREATION and CONSERVATION</b>		Other	2,780,218	Balance December 31, 1973	24,759.62
Beaches and Boardwalks		Total	6,534,218	<b>PROPERTY ACQUIRED BY DEED OR FORECLOSURE</b>	
Parks, Playgrounds, Shade Trees	345,228.89	<b>ISSUED AND OUTSTANDING</b>		Balance January 1, 1973	50,355.34
Land Reclamation & Conservation		School	3,754,000.00	Transfers From Taxes or Liens	2,846.66
Other Recreational Services	52,000.00	Self-liquidating		Sale for Cash (1973)	1,570.00
<b>EDUCATION (excluding schools)</b>		Other	2,498,000.00	Cancelled, Abated or Adjusted (1973)	
Libraries		Total	6,252,000.00	Balance December 31, 1973	51,632.00
Other Educational Services		<b>EQUALIZED VALUATION BASIS</b>		<b>CURRENT FINANCES DECEMBER 31, 1973</b>	
<b>STATUTORY EXPENDITURES</b>		<b>FOR NET DEBT COMPUTATION</b>	297,164,808.00	<b>ASSETS</b>	
Pensions & F. I. C. A.	214,266.59	<b>REAL PROPERTY VALUATIONS</b>		Cash Dec. 31, 1973	1,386,594.27
Employee Fringe Benefits	81,188.04	Code Class # of Parcels % VAL'N		Taxes Receivable	342,508.35
Other Statutory Expenditures		1 Vacant Land 1255 2.35	4,403,330.00	Tax Title Liens	24,759.62
<b>MUNICIPAL FUNCTIONS</b>		2 Residential 8355 63.16	118,500,970.00	Foreclosed Property	51,632.00
<b>CAPITAL IMPROVEMENTS</b>		3 Farm 20 .32	600,060.00	Emergencies & Other Deferred Charges	19,734.40
<b>DEBT SERVICE</b>		4a Commercial 418 19.03	35,707,590.00	State Aid Receivable	52,912.56
Principal Payments	154,000.00	4b Industrial 47 9.35	17,535,640.00	Other Receivables	190,117.70
Interest Payments	127,034.00	4c Apartments 13 5.80	10,882,170.00	Total	2,068,258.90
<b>DEFERRED CHARGES</b>		Total 10108	187,629,760.00	<b>LIABILITIES, RESERVES, AND SURPLUS</b>	
SCHOOL, COUNTY, SPECIAL DISTRICT TAXES	9,862,501.52	Land Area 15.13 Sq. Miles		Cash Liabilities	422,498.80
RESERVE FOR UNCOLLECTED TAXES	589,005.93	Net Valuation Taxable-Municipal	192,123,720.00	Reserves for Receivables	609,017.67
EMERGENCY EMPLOYMENT ACT OF 1971	16,065.80	Net Valuation Taxable-County	343,662,466.00	Surplus Dec. 31, 1973	1,036,742.43
<b>EXPENDITURES</b>		State Equalized Valuation	338,181,233.00	Total	2,068,258.90
<b>TOTAL</b>	15,440,221.55	State Equalization Ratio	56.26		

1313

Population 1970 6,155  
 Population 1973 6,220  
 S & P Rating  
 Moody Rating

General Tax Rate Per \$100. 5.07  
 State Equalized Tax Rate 3.86

FAIR HAVEN BOROUGH — MONMOUTH CO.  
 Form of Government:  
 Borough Council  
 Number of Members on Governing Body 6

PER CAPITA:  
 Gross Debt 216.14  
 Net Debt 25.01  
 Debt Service 451.11  
 Total Tax Levy 111.37  
 Municipal Expenditures

PER CENT:  
 Gross Debt 2.03  
 Net Debt .24  
 Tax Levy Collected 96.26  
 Tax Levy Cancelled, Abated or Adjusted .01

EXPENDITURES		REVENUES-REALIZED		1973 PROPERTY TAX	
GENERAL GOVERNMENT				STATE EQUALIZED TAX RATE 1.45	
Governing Body & Public Boards		1973 Property Taxes Collected		Local District School Taxes	1,055,427.00
Municipal Clerk	3,900.00	1973 Payments in Lieu of Taxes		Regional & Consolidated School Tax	906,930.75
Financial Administration	9,455.00	Delinquent Tax & Lien Collections		School Taxes in Municipal Budget	
Assessment of Taxes	22,725.00	Business Personalty Replacement Taxes		County Taxes	435,467.53
Collection of Taxes	1,091.25	Taxes from Public Utilities		County Library Taxes	16,813.19
Planning, Housing & Development	1,500.00	Other Miscellaneous Tax Revenues		Local Municipal Purpose Taxes	361,565.61
Human Resources		State Aid Revenues		Veteran & Senior Citizen Taxes	38,130.00
Elections	53,500.75	Federal Aid Revenues		Total Taxes for Rate Computation	2,814,334.08
General Administration (other)		State and Local Fiscal Assistance Act Utilized		Special District Taxes	
JUDICIARY		Sale of Acquired Property		Bank Stock Taxes	3,003.39
Municipal Courts	4,685.00	Other Miscellaneous Revenues		Added and Omitted Taxes	26,700.08
PUBLIC SAFETY		Other Revenues, Revenue Sharing Tax Effort		Total Taxes Levied - ABSTRACT	2,805,907.55
Fire Protection	18,625.00	Prior Years Surplus Appropriated		Total Taxes Billed	2,805,907.55
Police Protection	167,875.00	REVENUES TOTAL		1973 TAXES COLLECTED	2,700,855.40
Civil Defense & Disaster Control	420.00	CAPITAL OUTLAY TOTAL		1973 Taxes Cancelled, Abated or Adjusted	400.00
Environmental Inspection & Control				Transfer to Tax Title Liens or Foreclosed	
Other Public Safety				Balance Outstanding Dec. 31, 1973	104,652.15
PUBLIC WORKS				PRIOR YEARS TAXES OUTSTANDING	
Streets and Drainage	100,829.29			Balance January 1, 1973	140,194.96
Sewers and Sewage Processing	77,100.00			Collected in 1973	140,144.96
Garbage and Trash Disposal	15,525.33			Cancelled, Abated or Adjusted 1973	
Public Buildings and Grounds				Transfers to Tax Title Liens or Foreclosed	
Other Public Works				Balance December 31, 1973	50.00
HEALTH and WELFARE				TAX TITLE LIENS OUTSTANDING	
Health Services Except Environmental	9,630.00			Balance January 1, 1973	4,930.52
Welfare-Public Assistance	750.00			Transfers From Taxes	
Hospitals, Clinics, First Aid	1,100.00			Redeemed in 1973	
Animal, Insect, & Rodent Control				Cancelled, Abated or Adjusted (1973)	
Other Welfare Services				Transfers to Foreclosed Property	
RECREATION and CONSERVATION				Balance December 31, 1973	4,930.52
Beaches and Boardwalks	3,480.00			PROPERTY ACQUIRED BY DEED OR	
Parks, Playgrounds, Shade Trees	279.00			FORECLOSURE	
Land Reclamation & Conservation	17,068.17			Balance January 1, 1973	4,600.00
Other Recreational Services				Transfers From Taxes or Liens	
EDUCATION (excluding schools)				Sale for Cash (1973)	
Libraries	9,105.00			Cancelled, Abated or Adjusted (1973)	
Other Educational Services				Balance December 31, 1973	4,600.00
STATUTORY EXPENDITURES				CURRENT FINANCES DECEMBER 31, 1973	
Pensions & F. I. C. A.	36,481.00			ASSETS	
Employee Fringe Benefits	10,386.21			Cash Dec. 31, 1973	429,169.05
Other Statutory Expenditures				Taxes Receivable	104,702.15
MUNICIPAL FUNCTIONS TOTAL	565,511.00			Tax Title Liens	4,930.52
CAPITAL IMPROVEMENTS *MEMO*	66,090.68			Foreclosed Property	4,600.00
DEBT SERVICE				Emergencies & Other Deferred Charges	27,045.34
Principal Payments				State Aid Receivable	22,402.85
Interest Payments				Other Receivables	97,115.31
DEFERRED CHARGES	16,500.00			Total	689,965.22
SCHOOL, COUNTY, SPECIAL DISTRICT TAXES	2,414,638.47			LIABILITIES, RESERVES, AND SURPLUS	
RESERVE FOR UNCOLLECTED TAXES	110,709.00			Cash Liabilities	316,719.52
EMERGENCY EMPLOYMENT ACT OF 1971				Reserves for Receivables	211,347.98
EXPENDITURES TOTAL	3,107,358.47			Surplus Dec. 31, 1973	161,997.72
				Total	689,965.22

0217

Population 1970 38,020  
 Population 1973 37,970  
 S & P Rating A  
 Moody Rating A

General Tax Rate Per \$100. 5.22  
 State Equalized Tax Rate 2.98

FAIR LAWN BOROUGH — BERGEN CO.  
 Form of Government:  
 Council-Manager (1923)  
 Number of Members on Governing Body 5

PER CAPITA: 126.90  
 Gross Debt 52.50  
 Net Debt 4.87  
 Debt Service 375.85  
 Total Tax Levy 154.00  
 Municipal Expenditures

PER CENT: 1.11  
 Gross Debt .46  
 Net Debt 98.83  
 Tax Levy Collected  
 Tax Levy Cancelled, Abated or Adjusted .16

EXPENDITURES		REVENUES-REALIZED		1973 PROPERTY TAX	
GENERAL GOVERNMENT				STATE EQUALIZED TAX RATE — 1.94	
Governing Body & Public Boards		1973 Property Taxes Collected	14,138,343.40	Local District School Taxes	9,416,558.50
Municipal Clerk		1973 Payments in Lieu of Taxes		Regional & Consolidated School Tax	
Financial Administration	68,775.00	Delinquent Tax & Lien Collections	105,587.58	School Taxes in Municipal Budget	
Assessment of Taxes	65,150.00	Business Personalty Replacement Taxes	620,497.67	County Taxes	1,734,492.91
Collection of Taxes	95,350.00	Taxes from Public Utilities	823,747.51	County Library Taxes	
Planning, Housing & Development	14,200.00	Other Miscellaneous Tax Revenues		Local Municipal Purpose Taxes	3,033,412.79
Human Resources	24,500.00	State Aid Revenues	174,303.23	Veteran & Senior Citizen Taxes	252,470.00
Elections		Federal Aid Revenues	81,256.02	Total Taxes for Rate Computation	14,436,934.20
General Administration (other)	375,975.00	State and Local Fiscal Assistance Act Utilized	364,500.06	Special District Taxes	
JUDICIARY		Sale of Acquired Property		Bank Stock Taxes	21,202.33
Municipal Courts	43,070.00	Other Miscellaneous Revenues	279,250.67	Added and Omitted Taxes	65,251.11
PUBLIC SAFETY		Other Revenues, Revenue Sharing Tax Effort	122,947.89	Total Taxes Levied - ABSTRACT	14,270,917.64
Fire Protection	141,500.00	Total	16,710,434.03	Total Taxes Billed	14,305,824.09
Police Protection	861,800.00	Prior Years Surplus Appropriated	1,100,000.00	1973 TAXES COLLECTED	14,138,343.40
Civil Defense & Disaster Control	29,150.00	REVENUES TOTAL	17,810,434.03	1973 Taxes Cancelled, Abated or Adjusted	23,038.85
Environmental Inspection & Control	21,000.00	CAPITAL OUTLAY TOTAL	303,899.18	Transfer to Tax Title Liens or Foreclosed	5,102.14
Other Public Safety				Balance Outstanding Dec. 31, 1973	139,339.70
PUBLIC WORKS				PRIOR YEARS TAXES OUTSTANDING	
Streets and Drainage	433,350.00	Public Enterprises	55,952.14	Balance January 1, 1973	105,854.19
Sewers and Sewage Processing	377,500.00	Recreation—Culture	82,225.64	Collected in 1973	104,038.12
Garbage and Trash Disposal	445,000.00	Public Works	40,227.85	Cancelled, Abated or Adjusted 1973	461.00
Public Buildings and Grounds	153,550.00	Buildings and Grounds	125,493.55	Transfers to Tax Title Liens or Foreclosed	1,355.07
Other Public Works		Library and Education		Balance December 31, 1973	
HEALTH and WELFARE		Conservation		TAX TITLE LIENS OUTSTANDING	
Health Services Except Environmental	99,445.60	All Other		Balance January 1, 1973	11,991.03
Welfare-Public Assistance	14,940.00	CAPITAL DEBT AUTHORIZED, DECEMBER 31, 1973		Transfers From Taxes	6,622.46
Hospitals, Clinics, First Aid		ISSUED AND UNISSUED		Redeemed in 1973	1,549.46
Animal, Insect, & Rodent Control		School	2,825,000	Cancelled, Abated or Adjusted (1973)	
Other Welfare Services	1,800.00	Self-liquidating	313,000	Transfers to Foreclosed Property	
RECREATION and CONSERVATION		Other	1,680,463	Balance December 31, 1973	17,064.03
Beaches and Boardwalks		Total	4,818,463	PROPERTY ACQUIRED BY DEED OR FORECLOSURE	
Parks, Playgrounds, Shade Trees	229,475.00	ISSUED AND OUTSTANDING		Balance January 1, 1973	24,485.00
Land Reclamation & Conservation		School	2,825,000.00	Transfers From Taxes or Liens	
Other Recreational Services	247,150.00	Self-Liquidating	88,000.00	Sale for Cash (1973)	
EDUCATION (excluding schools)		Other	1,517,000.00	Cancelled, Abated or Adjusted (1973)	
Libraries	324,528.00	Total	4,430,000.00	Balance December 31, 1973	24,485.00
Other Educational Services	350,000.00	EQUALIZED VALUATION BASIS		CURRENT FINANCES DECEMBER 31, 1973	
STATUTORY EXPENDITURES		FOR NET DEBT COMPUTATION	434,905,112.67	ASSETS	
Pensions & F. I. C. A.	237,500.00	REAL PROPERTY VALUATIONS		Cash Dec. 31, 1973	2,618,433.43
Employee Fringe Benefits	68,000.00	Code Class # of Parcels % VAL'N		Taxes Receivable	139,339.70
Other Statutory Expenditures		1 Vacant Land 293 .66	1,801,700.00	Tax Title Liens	17,064.03
MUNICIPAL FUNCTIONS TOTAL	4,722,708.60	2 Residential 9577 75.26	205,132,700.00	Foreclosed Property	24,485.00
CAPITAL IMPROVEMENTS *MEMO*	790,500.06	3 Farm 2 .03	89,760.00	Emergencies & Other Deferred Charges	
DEBT SERVICE		4a Commercial 244 7.08	19,291,000.00	State Aid Receivable	65,216.00
Principal Payments	113,000.00	4b Industrial 63 12.32	33,576,600.00	Other Receivables	346.93
Interest Payments	71,935.00	4c Apartments 17 4.65	12,688,300.00	Total	2,864,885.09
DEFERRED CHARGES		Total 10196	272,580,060.00	LIABILITIES, RESERVES, AND SURPLUS	
SCHOOL, COUNTY, SPECIAL DISTRICT TAXES	11,151,051.41	Land Area 5.30 Sq. Miles		Cash Liabilities	989,530.02
RESERVE FOR UNCOLLECTED TAXES	852,370.41	Net Valuation Taxable-Municipal	277,013,140.00	Reserves for Receivables	181,235.66
EMERGENCY EMPLOYMENT ACT OF 1971	87,217.00	Net Valuation Taxable-County	454,235,368.00	Surplus Dec. 31, 1973	1,694,119.41
EXPENDITURES TOTAL	16,998,332.42	State Equalized Valuation	481,303,925.00	Total	2,864,885.09
		State Equalization Ratio	57.17		

0605

Population 1970 5,020  
 Population 1973 5,325  
 S & P Rating  
 Moody Rating

General Tax Rate Per \$100 2.94  
 State Equalized Tax Rate 3.11

## FAIRFIELD TOWNSHIP — CUMBERLAND CO.

Form of Government:  
 Township Committee  
 Number of Members on Governing Body 3

PER CAPITA:  
 Gross Debt 144.49  
 Net Debt 2.82  
 Debt Service 145.54  
 Total Tax Levy 96.50  
 Municipal Expenditures

PER CENT:  
 Gross Debt 3.65  
 Net Debt .07  
 Tax Levy Collected 74.28  
 Tax Levy Cancelled, Abated or Adjusted

EXPENDITURES		REVENUES-REALIZED		1973 PROPERTY TAX	
<b>GENERAL GOVERNMENT</b>				<b>STATE EQUALIZED TAX RATE — 1.99</b>	
Governing Body & Public Boards		1973 Property Taxes Collected	575,642.76	Local District School Taxes	506,110.00
Municipal Clerk	6,879.09	1973 Payments in Lieu of Taxes		Regional & Consolidated School Tax	
Financial Administration	4,977.13	Delinquent Tax & Lien Collections	183,352.09	School Taxes in Municipal Budget	
Assessment of Taxes	5,556.00	Business Personalty Replacement Taxes	11,909.22	County Taxes	246,044.79
Collection of Taxes	5,300.00	Taxes from Public Utilities	80,981.78	County Library Taxes	
Planning, Housing & Development		Other Miscellaneous Tax Revenues		Local Municipal Purpose Taxes	13,117.97
Human Resources		State Aid Revenues	65,516.20	Veteran & Senior Citizen Taxes	22,390.00
Elections	1,006.47	Federal Aid Revenues	61,412.69	Total Taxes for Rate Computation	787,662.76
General Administration (other)	24,965.52	State and Local Fiscal Assistance Act Utilized	26,244.75	Special District Taxes	
<b>JUDICIARY</b>		Sale of Acquired Property		Bank Stock Taxes	723.35
Municipal Courts	10,851.78	Other Miscellaneous Revenues	37,777.42	Added and Omitted Taxes	9,011.10
<b>PUBLIC SAFETY</b>		Other Revenues, Revenue Sharing Tax Effort	54,809.60	Total Taxes Levied - ABSTRACT	775,007.21
Fire Protection	5,472.01			Total Taxes Billed	775,007.21
Police Protection	20,540.04			1973 TAXES COLLECTED	575,642.76
Civil Defense & Disaster Control	150.00	Prior Years Surplus Appropriated	146,000.00	1973 Taxes Cancelled, Abated or Adjusted	
Environmental Inspection & Control	1,741.67	REVENUES TOTAL	1,243,646.51	Transfer to Tax Title Liens or Foreclosed	40,000.00
Other Public Safety		CAPITAL OUTLAY TOTAL	872.55	Balance Outstanding Dec. 31, 1973	159,364.45
<b>PUBLIC WORKS</b>				<b>PRIOR YEARS TAXES OUTSTANDING</b>	
Streets and Drainage	72,349.71	Public Enterprises		Balance January 1, 1973	162,570.36
Sewers and Sewage Processing	7,946.00	Recreation—Culture		Collected in 1973	149,802.83
Garbage and Trash Disposal	2,100.00	Public Works	872.55	Cancelled, Abated or Adjusted 1973	
Public Buildings and Grounds		Buildings and Grounds		Transfers to Tax Title Liens or Foreclosed	8,169.43
Other Public Works		Library and Education		Balance December 31, 1973	4,598.10
<b>HEALTH and WELFARE</b>		Conservation		<b>TAX TITLE LIENS OUTSTANDING</b>	
Health Services Except Environmental	4,200.00	All Other		Balance January 1, 1973	72,158.65
Welfare-Public Assistance	3,000.00			Transfers From Taxes	49,288.79
Hospitals, Clinics, First Aid	250.00	CAPITAL DEBT AUTHORIZED, DECEMBER 31, 1973		Redeemed in 1973	33,549.26
Animal, Insect, & Rodent Control	3,065.00	ISSUED AND UNISSUED GROSS DEBT NET DEBT		Cancelled, Abated or Adjusted (1973)	
Other Welfare Services		School	754,391	Transfers to Foreclosed Property	
<b>RECREATION and CONSERVATION</b>		Self-liquidating		Balance December 31, 1973	87,898.18
Beaches and Boardwalks		Other	15,000	<b>PROPERTY ACQUIRED BY DEED OR FORECLOSURE</b>	
Parks, Playgrounds, Shade Trees	2,800.00	Total	769,391	Balance January 1, 1973	38,225.00
Land Reclamation & Conservation	12,256.06	ISSUED AND OUTSTANDING		Transfers From Taxes or Liens	
Other Recreational Services		School		Sale for Cash (1973)	
<b>EDUCATION (excluding schools)</b>		Self-liquidating		Cancelled, Abated or Adjusted (1973)	
Libraries		Other		Balance December 31, 1973	38,225.00
Other Educational Services		Total		<b>CURRENT FINANCES DECEMBER 31, 1973</b>	
<b>STATUTORY EXPENDITURES</b>		EQUALIZED VALUATION BASIS FOR NET DEBT COMPUTATION	21,098,793.33	<b>ASSETS</b>	
Pensions & F. I. C. A.	2,400.00	REAL PROPERTY VALUATIONS		Cash Dec. 31, 1973	534,439.20
Employee Fringe Benefits		Code Class # of Parcels % VAL'N		Taxes Receivable	163,962.55
Other Statutory Expenditures		1 Vacant Land 859 6.84	1,807,100.00	Tax Title Liens	87,898.18
<b>MUNICIPAL FUNCTIONS TOTAL</b>	197,806.48	2 Residential 1266 72.12	19,047,300.00	Foreclosed Property	38,225.00
<b>CAPITAL IMPROVEMENTS *MEMO*</b>	282,344.75	3 Farm 215 13.89	2,873,800.00	Emergencies & Other Deferred Charges	54,788.79
<b>DEBT SERVICE</b>		4a Commercial 65 10.15	2,681,200.00	State Aid Receivable	34,000.00
Principal Payments		4b Industrial		Other Receivables	4,959.02
Interest Payments		4c Apartments		Total	918,272.74
<b>DEFERRED CHARGES</b>	55,361.55	Total 2405	26,409,400.00	<b>LIABILITIES, RESERVES, AND SURPLUS</b>	
<b>SCHOOL, COUNTY, SPECIAL DISTRICT TAXES</b>	752,154.79	Land Area 43.40 Sq. Miles		Cash Liabilities	339,252.56
<b>RESERVE FOR UNCOLLECTED TAXES</b>	199,282.23	Net Valuation Taxable-Municipal	26,864,900.00	Reserves for Receivables	295,044.75
<b>EMERGENCY EMPLOYMENT ACT OF 1971</b>	61,412.69	Net Valuation Taxable-County	21,241,823.00	Surplus Dec. 31, 1973	283,975.43
<b>EXPENDITURES TOTAL</b>	1,266,017.74	State Equalized Valuation	25,418,438.00	Total	918,272.74
		State Equalization Ratio	105.80		

0707

Population 1970 6,915  
 Population 1973 7,110  
 S & P Rating  
 Moody Rating A

General Tax Rate Per \$100. 4.48  
 State Equalized Tax Rate 2.98

## FAIRFIELD BOROUGH — ESSEX CO.

Form of Government:

Small Municipality Plan C (OMCL50)

Number of Members on Governing Body 5

PER CAPITA:

Gross Debt 1,369.24  
 Net Debt 781.25  
 Debt Service 7.41  
 Total Tax Levy 768.94  
 Municipal Expenditures 238.57

PER CENT:

Gross Debt 6.43  
 Net Debt 3.67  
 Tax Levy Collected 96.93  
 Tax Levy Cancelled, Abated or Adjusted

EXPENDITURES		REVENUES-REALIZED		1973 PROPERTY TAX	
GENERAL GOVERNMENT		1973 Property Taxes Collected		STATE EQUALIZED TAX RATE	
Governing Body & Public Boards			5,304,376.55	Local District School Taxes	.64
Municipal Clerk				Regional & Consolidated School Tax	.81
Financial Administration	24,700.00	1973 Payments in Lieu of Taxes		School Taxes in Municipal Budget	
Assessment of Taxes	48,107.00	Delinquent Tax & Lien Collections	169,580.94	County Taxes	1.23
Collection of Taxes	26,500.00	Business Personalty Replacement Taxes	254,005.00	County Library Taxes	
Planning, Housing & Development	13,900.00	Taxes from Public Utilities	218,765.57	Local Municipal Purpose Taxes	.29
Human Resources	11,500.00	Other Miscellaneous Tax Revenues		Veteran & Senior Citizen Taxes	.02
Elections	1,500.00	State Aid Revenues	30,289.88	Total Taxes for Rate Computation	2.99
General Administration (other)	227,300.00	Federal Aid Revenues		Special District Taxes	
JUDICIARY		State and Local Fiscal Assistance Act Utilized	44,518.00	Bank Stock Taxes	11,192.13
Municipal Courts	22,565.00	Sale of Acquired Property		Added and Omitted Taxes	127,787.52
PUBLIC SAFETY		Other Miscellaneous Revenues	325,125.41	Total Taxes Levied - ABSTRACT	5,467,179.40
Fire Protection	33,000.00	Other Revenues, Revenue Sharing Tax Effort	93,183.38	Total Taxes Billed	5,472,147.49
Police Protection	327,500.00	Total	6,439,844.73	1973 TAXES COLLECTED	5,304,376.55
Civil Defense & Disaster Control	4,000.00	Prior Years Surplus Appropriated	500,000.00	1973 Taxes Cancelled, Abated or Adjusted	134.40
Environmental Inspection & Control	20,441.00	REVENUES TOTAL	6,939,844.73	Transfer to Tax Title Liens or Foreclosed	16,145.92
Other Public Safety		CAPITAL OUTLAY TOTAL	447,407.36	Balance Outstanding Dec. 31, 1973	151,490.62
PUBLIC WORKS		Public Enterprises	267,477.92	PRIOR YEARS TAXES OUTSTANDING	
Streets and Drainage	191,565.89	Recreation—Culture	3,624.07	Balance January 1, 1973	124,131.75
Sewers and Sewage Processing		Public Works	121,557.05	Collected in 1973	120,548.21
Garbage and Trash Disposal	79,000.00	Buildings and Grounds	54,748.32	Cancelled, Abated or Adjusted 1973	2,330.56
Public Buildings and Grounds	34,600.00	Library and Education		Transfers to Tax Title Liens or Foreclosed	1,164.54
Other Public Works	28,500.00	Conservation		Balance December 31, 1973	88.44
HEALTH and WELFARE		All Other		TAX TITLE LIENS OUTSTANDING	
Health Services Except Environmental	22,212.00	CAPITAL DEBT AUTHORIZED, DECEMBER 31, 1973		Balance January 1, 1973	76,557.90
Welfare-Public Assistance	3,138.00	ISSUED AND UNISSUED		Transfers From Taxes	17,434.10
Hospitals, Clinics, First Aid		School	3,002,801	Redeemed in 1973	49,032.73
Animal, Insect, & Rodent Control	2,000.00	Self-liquidating	4,936,206	Cancelled, Abated or Adjusted (1973)	
Other Welfare Services		Other	1,796,265	Transfers to Foreclosed Property	
RECREATION and CONSERVATION		Total	9,735,272	Balance December 31, 1973	44,959.27
Beaches and Boardwalks		ISSUED AND OUTSTANDING		PROPERTY ACQUIRED BY DEED OR FORECLOSURE	
Parks, Playgrounds, Shade Trees	52,549.00	School	3,002,801.64	Balance January 1, 1973	267,338.00
Land Reclamation & Conservation	1,000.00	Self-Liquidating	2,458,400.00	Transfers From Taxes or Liens	
Other Recreational Services	1,500.00	Other	853,365.00	Sale for Cash (1973)	
EDUCATION (excluding schools)		Total	6,314,566.64	Cancelled, Abated or Adjusted (1973)	
Libraries	38,104.00	EQUALIZED VALUATION BASIS		Balance December 31, 1973	267,338.00
Other Educational Services		FOR NET DEBT COMPUTATION	151,478,280.33	CURRENT FINANCES DECEMBER 31, 1973	
STATUTORY EXPENDITURES		REAL PROPERTY VALUATIONS		ASSETS	
Pensions & F. I. C. A.	69,040.00	Code Class # of Parcels % VAL'N		Cash Dec. 31, 1973	2,365,506.14
Employee Fringe Benefits	32,000.00	1 Vacant Land 557 7.23	8,458,600.00	Taxes Receivable	151,579.06
Other Statutory Expenditures		2 Residential 1871 39.72	46,467,900.00	Tax Title Liens	44,959.27
MUNICIPAL FUNCTIONS	TOTAL	3 Farm 33 .54	630,800.00	Foreclosed Property	267,338.00
CAPITAL IMPROVEMENTS	* MEMO *	4a Commercial 154 16.85	19,712,200.00	Emergencies & Other Deferred Charges	22,500.00
DEBT SERVICE		4b Industrial 178 35.66	41,718,400.00	State Aid Receivable	2,446.40
Principal Payments	22,500.00	4c Apartments		Other Receivables	62,311.22
Interest Payments	30,150.00	Total	2793	Total	2,916,640.09
DEFERRED CHARGES	55,129.66	Land Area 10.58 Sq. Miles		LIABILITIES, RESERVES, AND SURPLUS	
SCHOOL, COUNTY, SPECIAL DISTRICT TAXES	4,812,529.77	Net Valuation Taxable-Municipal	119,840,800.00	Cash Liabilities	1,632,942.58
RESERVE FOR UNCOLLECTED TAXES	272,203.10	Net Valuation Taxable-County	168,524,685.00	Reserves for Receivables	526,187.55
EMERGENCY EMPLOYMENT ACT OF 1971		State Equalized Valuation	178,299,661.00	Surplus Dec. 31, 1973	757,509.96
EXPENDITURES	TOTAL	State Equalization Ratio	66.68	Total	2,916,640.09

0218

Population 1970 **10,715**  
 Population 1973 **10,840**  
 S & P Rating  
 Moody Rating

General Tax Rate Per \$100 **2.11**  
 State Equalized Tax Rate **2.02**

## FAIRVIEW BOROUGH — BERGEN CO.

Form of Government:

Borough Council

Number of Members on Governing Body 6

PER CAPITA:

Gross Debt **25.96**  
 Net Debt **25.96**  
 Debt Service **2.58**  
 Total Tax Levy **218.44**  
 Municipal Expenditures **138.04**

PER CENT:

Gross Debt **.27**  
 Net Debt **.27**  
 Tax Levy Collected **97.46**  
 Tax Levy Cancelled, Abated or Adjusted **.57**

EXPENDITURES		REVENUES-REALIZED		1973 PROPERTY TAX	
<b>GENERAL GOVERNMENT</b>				<b>STATE EQUALIZED TAX RATE — 1.10</b>	
Governing Body & Public Boards		1973 Property Taxes Collected	<b>2,314,521.30</b>	Local District School Taxes	<b>1,311,921.14</b>
Municipal Clerk		1973 Payments in Lieu of Taxes		Regional & Consolidated School Tax	
Financial Administration	<b>6,302.44</b>	Delinquent Tax & Lien Collections	<b>41,385.58</b>	School Taxes in Municipal Budget	
Assessment of Taxes	<b>15,084.41</b>	Business Personality Replacement Taxes	<b>175,821.91</b>	County Taxes	<b>.36 426,232.39</b>
Collection of Taxes	<b>35,848.33</b>	Taxes from Public Utilities	<b>175,721.33</b>	County Library Taxes	
Planning, Housing & Development	<b>7,063.85</b>	Other Miscellaneous Tax Revenues		Local Municipal Purpose Taxes	<b>.51 608,967.00</b>
Human Resources	<b>4,892.92</b>	State Aid Revenues	<b>55,011.22</b>	Veteran & Senior Citizen Taxes	<b>.05 59,050.00</b>
Elections		Federal Aid Revenues	<b>96,904.67</b>	Total Taxes for Rate Computation	<b>2.02 2,406,170.53</b>
General Administration (other)	<b>120,911.08</b>	State and Local Fiscal Assistance Act Utilized	<b>172,025.96</b>	Special District Taxes	
<b>JUDICIARY</b>		Sale of Acquired Property		Bank Stock Taxes	<b>5,115.46</b>
Municipal Courts	<b>9,519.00</b>	Other Miscellaneous Revenues	<b>41,077.48</b>	Added and Omitted Taxes	<b>15,701.93</b>
<b>PUBLIC SAFETY</b>		Other Revenues, Revenue Sharing Tax Effort	<b>26,303.94</b>	Total Taxes Levied - ABSTRACT	<b>2,367,937.92</b>
Fire Protection	<b>57,051.84</b>	Total	<b>3,098,773.39</b>	Total Taxes Billed	<b>2,374,898.11</b>
Police Protection	<b>377,339.71</b>	Prior Years Surplus Appropriated	<b>125,000.00</b>	1973 TAXES COLLECTED	<b>2,314,521.30</b>
Civil Defense & Disaster Control	<b>2,076.00</b>	REVENUES TOTAL	<b>3,223,773.39</b>	1973 Taxes Cancelled, Abated or Adjusted	<b>13,469.50</b>
Environmental Inspection & Control	<b>4,481.00</b>	CAPITAL OUTLAY TOTAL	<b>122,699.90</b>	Transfer to Tax Title Liens or Foreclosed	<b>42.20</b>
Other Public Safety				Balance Outstanding Dec. 31, 1973	<b>46,865.11</b>
<b>PUBLIC WORKS</b>				<b>PRIOR YEARS TAXES OUTSTANDING</b>	
Streets and Drainage	<b>329,280.63</b>	Public Enterprises		Balance January 1, 1973	<b>41,385.58</b>
Sewers and Sewage Processing	<b>2,225.00</b>	Recreation—Culture		Collected in 1973	<b>41,385.58</b>
Garbage and Trash Disposal	<b>71,771.44</b>	Public Works	<b>500.00</b>	Cancelled, Abated or Adjusted 1973	
Public Buildings and Grounds	<b>21,349.00</b>	Buildings and Grounds	<b>122,199.90</b>	Transfers to Tax Title Liens or Foreclosed	
Other Public Works		Library and Education		Balance December 31, 1973	
<b>HEALTH and WELFARE</b>		Conservation		TAX TITLE LIENS OUTSTANDING	
Health Services Except Environmental	<b>10,961.77</b>	All Other		Balance January 1, 1973	<b>434.63</b>
Welfare—Public Assistance	<b>12,301.28</b>	CAPITAL DEBT AUTHORIZED, DECEMBER 31, 1973		Transfers From Taxes	<b>42.20</b>
Hospitals, Clinics, First Aid	<b>1,100.00</b>	ISSUED AND UNISSUED GROSS DEBT		Redeemed in 1973	
Animal, Insect, & Rodent Control		School		Cancelled, Abated or Adjusted (1973)	
Other Welfare Services	<b>9,779.40</b>	Self-liquidating		Transfers to Foreclosed Property	
<b>RECREATION and CONSERVATION</b>		Other	<b>281,400</b>	Balance December 31, 1973	<b>476.83</b>
Beaches and Boardwalks		Total	<b>281,400</b>	<b>PROPERTY ACQUIRED BY DEED OR FORECLOSURE</b>	
Parks, Playgrounds, Shade Trees	<b>12,876.00</b>	ISSUED AND OUTSTANDING		Balance January 1, 1973	<b>250.00</b>
Land Reclamation & Conservation		School		Transfers From Taxes or Liens	
Other Recreational Services	<b>32,432.65</b>	Self-Liquidating		Sale for Cash (1973)	
<b>EDUCATION (excluding schools)</b>		Other	<b>281,400.00</b>	Cancelled, Abated or Adjusted (1973)	
Libraries	<b>19,760.60</b>	Total	<b>281,400.00</b>	Balance December 31, 1973	<b>250.00</b>
Other Educational Services		EQUALIZED VALUATION BASIS		<b>CURRENT FINANCES DECEMBER 31, 1973</b>	
<b>STATUTORY EXPENDITURES</b>		FOR NET DEBT COMPUTATION	<b>105,104,028.33</b>	<b>ASSETS</b>	
Pensions & F. I. C. A.	<b>78,318.22</b>	REAL PROPERTY VALUATIONS		Cash Dec. 31, 1973	<b>194,925.09</b>
Employee Fringe Benefits	<b>22,296.00</b>	Code Class # of Parcels % VAL'N		Taxes Receivable	<b>46,865.11</b>
Other Statutory Expenditures		1 Vacant Land 147 1.31	<b>1,485,200.00</b>	Tax Title Liens	<b>476.83</b>
<b>MUNICIPAL FUNCTIONS</b>	<b>1,265,022.57</b>	2 Residential 1766 62.02	<b>70,488,600.00</b>	Foreclosed Property	<b>250.00</b>
<b>CAPITAL IMPROVEMENTS</b>	<b>36,000.00</b>	3 Farm		Emergencies & Other Deferred Charges	<b>66,382.12</b>
<b>DEBT SERVICE</b>		4a Commercial 218 19.37	<b>22,012,700.00</b>	State Aid Receivable	<b>22,414.02</b>
Principal Payments	<b>19,000.00</b>	4b Industrial 138 11.70	<b>13,297,400.00</b>	Other Receivables	
Interest Payments	<b>8,976.86</b>	4c Apartments 47 5.61	<b>6,376,200.00</b>	Total	<b>331,313.17</b>
<b>DEFERRED CHARGES</b>	<b>32,362.22</b>	Total 2316	<b>113,660,100.00</b>	<b>LIABILITIES, RESERVES, AND SURPLUS</b>	
<b>SCHOOL, COUNTY, SPECIAL DISTRICT TAXES</b>	<b>1,738,153.53</b>	Land Area .90 Sq. Miles		Cash Liabilities	<b>124,195.65</b>
<b>RESERVE FOR UNCOLLECTED TAXES</b>	<b>71,220.11</b>	Net Valuation Taxable-Municipal	<b>114,252,453.00</b>	Reserves for Receivables	<b>47,591.94</b>
<b>EMERGENCY EMPLOYMENT ACT OF 1971</b>	<b>99,720.91</b>	Net Valuation Taxable-County	<b>111,621,748.00</b>	Surplus Dec. 31, 1973	<b>159,525.58</b>
<b>EXPENDITURES</b>	<b>3,234,456.20</b>	State Equalized Valuation	<b>118,771,049.00</b>	Total	<b>331,313.17</b>
		State Equalization Ratio	<b>96.18</b>		

2005

Population 1970 8,945  
 Population 1973 9,170  
 S & P Rating  
 Moody Rating

General Tax Rate Per \$100. 3.89  
 State Equalized Tax Rate 3.51

## FANWOOD BOROUGH — UNION CO.

Form of Government:  
 Borough Council

Number of Members on Governing Body 6

## PER CAPITA:

Gross Debt 436.42  
 Net Debt 116.81  
 Debt Service 11.28  
 Total Tax Levy 371.65  
 Municipal Expenditures 146.06

## PER CENT:

Gross Debt 4.54  
 Net Debt 1.21  
 Tax Levy Collected 97.98  
 Tax Levy Cancelled, Abated or Adjusted .08

EXPENDITURES		REVENUES-REALIZED		1973 PROPERTY TAX	
GENERAL GOVERNMENT				STATE EQUALIZED TAX RATE →	
Governing Body & Public Boards		1973 Property Taxes Collected	3,349,172.52	Local District School Taxes	
Municipal Clerk		1973 Payments in Lieu of Taxes		Regional & Consolidated School Tax	2.53
Financial Administration	15,150.00	Delinquent Tax & Lien Collections	58,741.55	School Taxes in Municipal Budget	
Assessment of Taxes	12,632.00	Business Personalty Replacement Taxes	27,504.68	County Taxes	.45
Collection of Taxes	9,050.00	Taxes from Public Utilities	221,164.71	County Library Taxes	
Planning, Housing & Development	5,500.00	Other Miscellaneous Tax Revenues		Local Municipal Purpose Taxes	.48
Human Resources	1,000.00	State Aid Revenues	35,404.46	Veteran & Senior Citizen Taxes	.25
Elections		Federal Aid Revenues		Total Taxes for Rate Computation	3.51
General Administration (other)	115,914.22	State and Local Fiscal Assistance Act Utilized	78,000.00	Special District Taxes	
JUDICIARY		Sale of Acquired Property		Bank Stock Taxes	4,295.49
Municipal Courts	12,932.00	Other Miscellaneous Revenues	133,429.64	Added and Omitted Taxes	10,231.42
PUBLIC SAFETY		Other Revenues, Revenue Sharing Tax Effort	16,819.79	Total Taxes Levied - ABSTRACT	3,408,004.68
Fire Protection	43,436.00	Total	3,920,237.35	Total Taxes Billed	3,418,200.71
Police Protection	315,512.00	Prior Years Surplus Appropriated	392,400.00	1973 TAXES COLLECTED	3,349,172.52
Civil Defense & Disaster Control	1,500.00	REVENUES TOTAL	4,312,637.35	1973 Taxes Cancelled, Abated or Adjusted	2,901.97
Environmental Inspection & Control		CAPITAL OUTLAY TOTAL	181,211.24	Transfer to Tax Title Liens or Foreclosed	4,850.83
Other Public Safety				Balance Outstanding Dec. 31, 1973	61,275.39
PUBLIC WORKS				PRIOR YEARS TAXES OUTSTANDING	
Streets and Drainage	158,730.00	Public Enterprises		Balance January 1, 1973	64,566.42
Sewers and Sewage Processing	52,100.00	Recreation—Culture		Collected in 1973	58,741.55
Garbage and Trash Disposal		Public Works	181,211.24	Cancelled, Abated or Adjusted 1973	4,333.57
Public Buildings and Grounds		Buildings and Grounds		Transfers to Tax Title Liens or Foreclosed	1,033.70
Other Public Works		Library and Education		Balance December 31, 1973	457.60
HEALTH and WELFARE		Conservation		TAX TITLE LIENS OUTSTANDING	
Health Services Except Environmental	7,465.00	All Other		Balance January 1, 1973	5,053.40
Welfare-Public Assistance	2,625.00			Transfers From Taxes	5,997.93
Hospitals, Clinics, First Aid	5,750.00			Redeemed in 1973	
Animal, Insect, & Rodent Control	2,852.78			Cancelled, Abated or Adjusted (1973)	
Other Welfare Services				Transfers to Foreclosed Property	
RECREATION and CONSERVATION				Balance December 31, 1973	11,051.33
Beaches and Boardwalks				PROPERTY ACQUIRED BY DEED OR	
Parks, Playgrounds, Shade Trees	54,880.00			FORECLOSURE	
Land Reclamation & Conservation	3,000.00			Balance January 1, 1973	5,800.00
Other Recreational Services				Transfers From Taxes or Liens	
EDUCATION (excluding schools)				Sale for Cash (1973)	
Libraries	52,935.00			Cancelled, Abated or Adjusted (1973)	
Other Educational Services				Balance December 31, 1973	5,800.00
STATUTORY EXPENDITURES				CURRENT FINANCES DECEMBER 31, 1973	
Pensions & F. I. C. A.	58,175.00			ASSETS	
Employee Fringe Benefits	17,000.00			Cash Dec. 31, 1973	807,079.76
Other Statutory Expenditures				Taxes Receivable	61,732.99
MUNICIPAL FUNCTIONS TOTAL	948,139.00			Tax Title Liens	11,051.33
CAPITAL IMPROVEMENTS * MEMO *	43,770.00			Foreclosed Property	5,800.00
DEBT SERVICE				Emergencies & Other Deferred Charges	14,240.00
Principal Payments	70,174.00			State Aid Receivable	8,671.00
Interest Payments	33,300.00			Other Receivables	1,599.49
DEFERRED CHARGES	7,480.00			Total	910,174.57
SCHOOL, COUNTY, SPECIAL DISTRICT TAXES	2,918,045.26			LIABILITIES, RESERVES, AND SURPLUS	
RESERVE FOR UNCOLLECTED TAXES	280,300.00			Cash Liabilities	367,373.65
EMERGENCY EMPLOYMENT ACT OF 1971				Reserves for Receivables	80,183.81
EXPENDITURES TOTAL	4,257,438.26			Surplus Dec. 31, 1973	462,617.11
				Total	910,174.57

1807

Population 1970 780  
 Population 1973 790  
 S & P Rating  
 Moody Rating

General Tax Rate Per \$100. 5.53  
 State Equalized Tax Rate 1.42

FAR HILLS BOROUGH — SOMERSET CO.  
 Form of Government:  
 Borough Council  
 Number of Members on Governing Body 6

PER CAPITA:  
 Gross Debt 48.10  
 Net Debt 48.10  
 Debt Service  
 Total Tax Levy 460.18  
 Municipal Expenditures 187.05

PER CENT:  
 Gross Debt .17  
 Net Debt .17  
 Tax Levy Collected 97.51  
 Tax Levy Cancelled, Abated or Adjusted 1.19

EXPENDITURES		REVENUES-REALIZED		1973 PROPERTY TAX	
GENERAL GOVERNMENT				STATE EQUALIZED TAX RATE .66	
Governing Body & Public Boards		1973 Property Taxes Collected 354,861.01		Local District School Taxes	169,000.00
Municipal Clerk				Regional & Consolidated School Tax	
Financial Administration	3,700.00			School Taxes in Municipal Budget	
Assessment of Taxes	3,975.00			County Taxes	115,770.40
Collection of Taxes	1,650.00			County Library Taxes	5,470.34
Planning, Housing & Development	1,700.00			Local Municipal Purpose Taxes	69,340.95
Human Resources	25.00			Veteran & Senior Citizen Taxes	3,420.00
Elections				Total Taxes for Rate Computation	363,001.69
General Administration (other)	16,175.00			Special District Taxes	
JUDICIARY				Bank Stock Taxes	1,042.05
Municipal Courts	1,850.00			Added and Omitted Taxes	2,915.83
PUBLIC SAFETY				Total Taxes Levied - ABSTRACT	363,539.57
Fire Protection	5,360.00			Total Taxes Billed	363,930.11
Police Protection	33,300.00			1973 TAXES COLLECTED	354,861.01
Civil Defense & Disaster Control	50.00			1973 Taxes Cancelled, Abated or Adjusted	4,346.30
Environmental Inspection & Control	1,350.00			Transfer to Tax Title Liens or Foreclosed	
Other Public Safety				Balance Outstanding Dec. 31, 1973	4,722.80
PUBLIC WORKS				PRIOR YEARS TAXES OUTSTANDING	
Streets and Drainage	23,750.00			Balance January 1, 1973	6,150.90
Sewers and Sewage Processing	11,350.00			Collected in 1973	6,150.90
Garbage and Trash Disposal	2,200.00			Cancelled, Abated or Adjusted 1973	
Public Buildings and Grounds	6,000.00			Transfers to Tax Title Liens or Foreclosed	
Other Public Works				Balance December 31, 1973	
HEALTH and WELFARE				TAX TITLE LIENS OUTSTANDING	
Health Services Except Environmental	1,340.00			Balance January 1, 1973	
Welfare-Public Assistance	686.00			Transfers From Taxes	
Hospitals, Clinics, First Aid	800.00			Redeemed in 1973	
Animal, Insect, & Rodent Control				Cancelled, Abated or Adjusted (1973)	
Other Welfare Services				Transfers to Foreclosed Property	
RECREATION and CONSERVATION				Balance December 31, 1973	
Beaches and Boardwalks				PROPERTY ACQUIRED BY DEED OR	
Parks, Playgrounds, Shade Trees	6,000.00			FORECLOSURE	
Land Reclamation & Conservation	50.00			Balance January 1, 1973	
Other Recreational Services				Transfers From Taxes or Liens	
EDUCATION (excluding schools)				Sale for Cash (1973)	
Libraries	1,000.00			Cancelled, Abated or Adjusted (1973)	
Other Educational Services				Balance December 31, 1973	
STATUTORY EXPENDITURES				CURRENT FINANCES DECEMBER 31, 1973	
Pensions & F. I. C. A.	4,300.00			ASSETS	
Employee Fringe Benefits				Cash Dec. 31, 1973	98,161.11
Other Statutory Expenditures				Taxes Receivable	4,722.80
MUNICIPAL FUNCTIONS TOTAL	126,611.00			Tax Title Liens	
CAPITAL IMPROVEMENTS *MEMO*	4,000.00			Foreclosed Property	
DEBT SERVICE				Emergencies & Other Deferred Charges	
Principal Payments				State Aid Receivable	275.67
Interest Payments				Other Receivables	663.84
DEFERRED CHARGES	3,100.00			Total	103,823.42
SCHOOL, COUNTY, SPECIAL DISTRICT TAXES	290,240.74			LIABILITIES, RESERVES, AND SURPLUS	
RESERVE FOR UNCOLLECTED TAXES	18,058.00			Cash Liabilities	31,925.07
EMERGENCY EMPLOYMENT ACT OF 1971				Reserves for Receivables	5,386.64
EXPENDITURES TOTAL	438,009.74			Surplus Dec. 31, 1973	66,511.71
				Total	103,823.42

1314

Population 1970 1,325  
 Population 1973 1,365  
 S & P Rating  
 Moody Rating

General Tax Rate Per \$100. 4.61  
 State Equalized Tax Rate 3.65

## FARMINGDALE BOROUGH — MONMOUTH CO.

Form of Government:  
 Borough Council  
 Number of Members on Governing Body 6

PER CAPITA: Gross Debt 608.55  
 Net Debt 73.88  
 Debt Service 4.62  
 Total Tax Levy 256.59  
 Municipal Expenditures 96.38  
 PER CENT: Gross Debt 187.20  
 Net Debt 1.30  
 Tax Levy Collected 97.08  
 Tax Levy Cancelled, Abated or Adjusted .08

EXPENDITURES		REVENUES-REALIZED		1973 PROPERTY TAX	
GENERAL GOVERNMENT		1973 Property Taxes Collected		STATE EQUALIZED TAX RATE 1.47	
Governing Body & Public Boards			340,503.88	Local District School Taxes	139,701.00
Municipal Clerk				Regional & Consolidated School Tax	107,744.99
Financial Administration	1,850.00	1973 Payments in Lieu of Taxes		School Taxes in Municipal Budget	
Assessment of Taxes	3,650.00	Delinquent Tax & Lien Collections	13,407.05	County Taxes	59,492.36
Collection of Taxes	1,250.00	Business Personalty Replacement Taxes	16,809.44	County Library Taxes	2,296.95
Planning, Housing & Development	1,135.00	Taxes from Public Utilities	16,549.95	Local Municipal Purpose Taxes	30,985.56
Human Resources		Other Miscellaneous Tax Revenues		Veteran & Senior Citizen Taxes	6,590.00
Elections	400.00	State Aid Revenues	10,354.93	Total Taxes for Rate Computation	346,810.86
General Administration (other)	16,384.75	Federal Aid Revenues	7,574.45	Special District Taxes	
JUDICIARY		State and Local Fiscal Assistance Act Utilized	12,915.00	Bank Stock Taxes	3,055.94
Municipal Courts	2,000.00	Sale of Acquired Property		Added and Omitted Taxes	6,965.71
PUBLIC SAFETY		Other Miscellaneous Revenues	16,991.12	Total Taxes Levied - ABSTRACT	350,242.51
Fire Protection	4,850.00	Other Revenues, Revenue Sharing Tax Effort	3,254.80	Total Taxes Billed	350,729.59
Police Protection	3,510.00	Total	438,360.62	1973 TAXES COLLECTED	340,503.88
Civil Defense & Disaster Control	50.00	Prior Years Surplus Appropriated	30,000.00	1973 Taxes Cancelled, Abated or Adjusted	293.74
Environmental Inspection & Control	2,365.25	REVENUES TOTAL	468,360.62	Transfer to Tax Title Liens or Foreclosed	299.65
Other Public Safety		CAPITAL OUTLAY TOTAL	26,646.74	Balance Outstanding Dec. 31, 1973	9,632.32
PUBLIC WORKS				PRIOR YEARS TAXES OUTSTANDING	
Streets and Drainage	31,625.00	Public Enterprises	25,000.00	Balance January 1, 1973	14,022.80
Sewers and Sewage Processing		Recreation—Culture		Collected in 1973	13,407.05
Garbage and Trash Disposal	1,150.00	Public Works	1,646.74	Cancelled, Abated or Adjusted 1973	
Public Buildings and Grounds	6,300.00	Buildings and Grounds		Transfers to Tax Title Liens or Foreclosed	
Other Public Works		Library and Education		Balance December 31, 1973	615.75
HEALTH and WELFARE		Conservation		TAX TITLE LIENS OUTSTANDING	
Health Services Except Environmental	1,490.00	All Other		Balance January 1, 1973	4,475.54
Welfare-Public Assistance	100.00	CAPITAL DEBT AUTHORIZED, DECEMBER 31, 1973		Transfers From Taxes	299.65
Hospitals, Clinics, First Aid		ISSUED AND UNISSUED GROSS DEBT		Redeemed in 1973	
Animal, Insect, & Rodent Control	100.00	School	14,188,000	Cancelled, Abated or Adjusted (1973)	
Other Welfare Services		Self-liquidating	191,827	Transfers to Foreclosed Property	
RECREATION and CONSERVATION		Other	100,850	Balance December 31, 1973	4,775.19
Beaches and Boardwalks		Total	14,480,677	PROPERTY ACQUIRED BY DEED OR	
Parks, Playgrounds, Shade Trees	1,300.00	ISSUED AND OUTSTANDING		FORECLOSURE	
Land Reclamation & Conservation		School	14,188,000.00	Balance January 1, 1973	2,500.00
Other Recreational Services	100.00	Self-liquidating	100,000.00	Transfers From Taxes or Liens	
EDUCATION (excluding schools)		Other	40,000.00	Sale for Cash (1973)	
Libraries		Total	14,328,000.00	Cancelled, Abated or Adjusted (1973)	
Other Educational Services		EQUALIZED VALUATION BASIS		Balance December 31, 1973	2,500.00
STATUTORY EXPENDITURES		FOR NET DEBT COMPUTATION	7,735,242.00	CURRENT FINANCES DECEMBER 31, 1973	
Pensions & F. I. C. A.	1,750.00	REAL PROPERTY VALUATIONS		ASSETS	
Employee Fringe Benefits	500.00	Code Class # of Parcels % VAL'N	ASSESSED VALUATION	Cash Dec. 31, 1973	161,533.54
Other Statutory Expenditures		1 Vacant Land 62 2.94	207,500.00	Taxes Receivable	10,248.07
MUNICIPAL FUNCTIONS TOTAL	81,860.00	2 Residential 260 60.80	4,296,700.00	Tax Title Liens	4,775.19
CAPITAL IMPROVEMENTS *MEMO*	23,000.00	3 Farm 4 .75	52,900.00	Foreclosed Property	2,500.00
DEBT SERVICE		4a Commercial 27 16.01	1,131,400.00	Emergencies & Other Deferred Charges	2,410.00
Principal Payments	5,000.00	4b Industrial 6 12.34	872,200.00	State Aid Receivable	5,000.00
Interest Payments	1,306.25	4c Apartments 2 7.16	505,700.00	Other Receivables	19,345.63
DEFERRED CHARGES	15,600.00	Total 361	7,066,400.00	Total	205,512.43
SCHOOL, COUNTY, SPECIAL DISTRICT TAXES	309,235.30	Land Area .50 Sq. Miles		LIABILITIES, RESERVES, AND SURPLUS	
RESERVE FOR UNCOLLECTED TAXES	20,449.18	Net Valuation Taxable-Municipal	7,526,152.00	Cash Liabilities	122,656.99
EMERGENCY EMPLOYMENT ACT OF 1971	7,341.00	Net Valuation Taxable-County	9,101,468.00	Reserves for Receivables	36,568.89
EXPENDITURES TOTAL	440,791.73	State Equalized Valuation	9,392,682.00	Surplus Dec. 31, 1973	46,286.55
		State Equalization Ratio	79.25	Total	205,512.43

0314

Population 1970 615  
 Population 1973 620  
 S & P Rating  
 Moody Rating

General Tax Rate Per \$100. 5.14  
 State Equalized Tax Rate 4.01

FIELDSBORO BOROUGH — BURLINGTON CO.  
 Form of Government:  
 Borough Council  
 Number of Members on Governing Body 6

PER CAPITA:  
 Gross Debt  
 Net Debt  
 Debt Service  
 Total Tax Levy 233.75  
 Municipal Expenditures 201.94

PER CENT:  
 Gross Debt  
 Net Debt  
 Tax Levy Collected 86.84  
 Tax Levy Cancelled, Abated or Adjusted .27

EXPENDITURES		REVENUES-REALIZED		1973 PROPERTY TAX	
GENERAL GOVERNMENT				STATE EQUALIZED TAX RATE	
Governing Body & Public Boards		1973 Property Taxes Collected	125,881.69	Local District School Taxes 3.27	117,000.00
Municipal Clerk		1973 Payments in Lieu of Taxes		Regional & Consolidated School Tax	
Financial Administration	2,850.00	Delinquent Tax & Lien Collections	22,865.53	School Taxes in Municipal Budget	
Assessment of Taxes	650.00	Business Personalty Replacement Taxes	62,818.39	County Taxes .62	22,349.37
Collection of Taxes	2,050.00	Taxes from Public Utilities	11,181.33	County Library Taxes .02	813.66
Planning, Housing & Development	1,275.00	Other Miscellaneous Tax Revenues		Local Municipal Purpose Taxes	
Human Resources		State Aid Revenues	8,535.50	Veteran & Senior Citizen Taxes .10	3,730.00
Elections		Federal Aid Revenues		Total Taxes for Rate Computation 4.01	143,893.03
General Administration (other)	20,825.00	State and Local Fiscal Assistance Act Utilized	4,139.00	Special District Taxes	
JUDICIARY		Sale of Acquired Property		Bank Stock Taxes	
Municipal Courts	1,900.00	Other Miscellaneous Revenues	2,836.27	Added and Omitted Taxes	4,762.21
PUBLIC SAFETY		Other Revenues, Revenue Sharing Tax Effort	4,090.76	Total Taxes Levied - ABSTRACT	144,925.24
Fire Protection	375.00	Total	242,348.47	Total Taxes Billed	144,951.98
Police Protection	4,450.00	Prior Years Surplus Appropriated	22,500.00	1973 TAXES COLLECTED	125,881.69
Civil Defense & Disaster Control	125.00	REVENUES TOTAL	264,848.47	1973 Taxes Cancelled, Abated or Adjusted	388.40
Environmental Inspection & Control	359.00			Transfer to Tax Title Liens or Foreclosed	2,040.58
Other Public Safety				Balance Outstanding Dec. 31, 1973	16,641.31
PUBLIC WORKS		CAPITAL OUTLAY TOTAL		PRIOR YEARS TAXES OUTSTANDING	
Streets and Drainage	22,650.00	Public Enterprises		Balance January 1, 1973	18,005.86
Sewers and Sewage Processing		Recreation—Culture		Collected in 1973	18,005.86
Garbage and Trash Disposal	14,039.00	Public Works		Cancelled, Abated or Adjusted 1973	
Public Buildings and Grounds	75.30	Buildings and Grounds		Transfers to Tax Title Liens or Foreclosed	
Other Public Works		Library and Education		Balance December 31, 1973	
HEALTH and WELFARE		Conservation		TAX TITLE LIENS OUTSTANDING	
Health Services Except Environmental	650.00	All Other		Balance January 1, 1973	6,626.84
Welfare-Public Assistance	475.00			Transfers From Taxes	2,040.58
Hospitals, Clinics, First Aid		CAPITAL DEBT AUTHORIZED, DECEMBER 31, 1973		Redeemed in 1973	4,859.67
Animal, Insect, & Rodent Control	241.00	ISSUED AND UNISSUED GROSS DEBT		Cancelled, Abated or Adjusted (1973)	
Other Welfare Services		School		Transfers to Foreclosed Property	
RECREATION and CONSERVATION		Self-Liquidating		Balance December 31, 1973	3,807.75
Beaches and Boardwalks		Other		PROPERTY ACQUIRED BY DEED OR	
Parks, Playgrounds, Shade Trees	3,300.00	Total		FORECLOSURE	
Land Reclamation & Conservation		ISSUED AND OUTSTANDING		Balance January 1, 1973	300.00
Other Recreational Services		School		Transfers From Taxes or Liens	
EDUCATION (excluding schools)		Self-Liquidating		Sale for Cash (1973)	
Libraries	50.00	Other		Cancelled, Abated or Adjusted (1973)	
Other Educational Services	18,800.00	Total		Balance December 31, 1973	300.00
STATUTORY EXPENDITURES		EQUALIZED VALUATION BASIS		CURRENT FINANCES DECEMBER 31, 1973	
Pensions & F. I. C. A.	850.00	FOR NET DEBT COMPUTATION	3,470,318.00	ASSETS	
Employee Fringe Benefits		REAL PROPERTY VALUATIONS		Cash Dec. 31, 1973	86,578.91
Other Statutory Expenditures		Code Class # of Parcels % VAL'N	ASSESSED VALUATION	Taxes Receivable	16,641.31
MUNICIPAL FUNCTIONS TOTAL	95,989.00	1 Vacant Land 19 2.28	63,300.00	Tax Title Liens	3,807.75
CAPITAL IMPROVEMENTS *MEMO*	3,500.00	2 Residential 168 60.33	1,675,650.00	Foreclosed Property	300.00
DEBT SERVICE		3 Farm 1 .04	1,200.00	Emergencies & Other Deferred Charges	6,500.00
Principal Payments		4a Commercial 1 .59	16,300.00	State Aid Receivable	11,222.62
Interest Payments		4b Industrial 6 36.77	1,021,250.00	Other Receivables	1,000.00
DEFERRED CHARGES		4c Apartments		Total	126,050.59
SCHOOL, COUNTY, SPECIAL DISTRICT TAXES	140,163.03	Total 195	2,777,700.00	LIABILITIES, RESERVES, AND SURPLUS	
RESERVE FOR UNCOLLECTED TAXES	29,211.00	Land Area .30 Sq. Miles		Cash Liabilities	47,094.95
EMERGENCY EMPLOYMENT ACT OF 1971		Net Valuation Taxable-Municipal	2,799,801.00	Reserves for Receivables	21,749.06
EXPENDITURES TOTAL	265,363.03	Net Valuation Taxable-County	3,644,592.00	Surplus Dec. 31, 1973	57,206.58
		State Equalized Valuation	3,575,544.00	Total	126,050.59
		State Equalization Ratio	78.17		

1009

Population 1970 3,920  
 Population 1973 4,095  
 S & P Rating  
 Moody Rating A

General Tax Rate Per \$100. 3.93  
 State Equalized Tax Rate 3.38

FLEMINGTON BOROUGH — HUNTERDON CO.  
 Form of Government:  
 Borough Council  
 Number of Members on Governing Body 6

PER CAPITA:  
 Gross Debt 510.65  
 Net Debt 13.43  
 Debt Service .76  
 Total Tax Levy 445.62  
 Municipal Expenditures 191.56

PER CENT:  
 Gross Debt 4.51  
 Net Debt .12  
 Tax Levy Collected 91.34  
 Tax Levy Cancelled, Abated or Adjusted .09

EXPENDITURES		REVENUES-REALIZED		1973 PROPERTY TAX	
GENERAL GOVERNMENT		1973 Property Taxes Collected		STATE EQUALIZED TAX RATE	
Governing Body & Public Boards		1,667,580.54		1.06	
Municipal Clerk		1973 Payments in Lieu of Taxes		Local District School Taxes	
Financial Administration	7,200.00	62,915.02		Regional & Consolidated School Tax	
Assessment of Taxes	6,136.00	Delinquent Tax & Lien Collections		School Taxes in Municipal Budget	
Collection of Taxes	6,507.93	Business Personalty Replacement Taxes		County Taxes	
Planning, Housing & Development	10,060.00	Taxes from Public Utilities		County Library Taxes	
Human Resources		Other Miscellaneous Tax Revenues		Local Municipal Purpose Taxes	
Elections		State Aid Revenues		Veteran & Senior Citizen Taxes	
General Administration (other)	59,200.00	Federal Aid Revenues		Total Taxes for Rate Computation	
JUDICIARY		State and Local Fiscal Assistance Act Utilized		Special District Taxes	
Municipal Courts	9,300.00	Sale of Acquired Property		Bank Stock Taxes	
PUBLIC SAFETY		Other Miscellaneous Revenues		Added and Omitted Taxes	
Fire Protection	25,100.00	Other Revenues, Revenue Sharing Tax Effort		Total Taxes Levied - ABSTRACT	
Police Protection	114,000.00	Total		Total Taxes Billed	
Civil Defense & Disaster Control	150.00	Prior Years Surplus Appropriated		1973 TAXES COLLECTED	
Environmental Inspection & Control	5,550.00	REVENUES TOTAL		1973 Taxes Cancelled, Abated or Adjusted	
Other Public Safety		CAPITAL OUTLAY TOTAL		Transfer to Tax Title Liens or Foreclosed	
PUBLIC WORKS		Public Enterprises		Balance Outstanding Dec. 31, 1973	
Streets and Drainage	67,901.12	Recreation—Culture		PRIOR YEARS TAXES OUTSTANDING	
Sewers and Sewage Processing	133,311.26	Public Works		Balance January 1, 1973	
Garbage and Trash Disposal	40,750.00	Buildings and Grounds		Collected in 1973	
Public Buildings and Grounds	6,500.00	Library and Education		Cancelled, Abated or Adjusted 1973	
Other Public Works	4,500.00	Conservation		Transfers to Tax Title Liens or Foreclosed	
HEALTH and WELFARE		All Other		Balance December 31, 1973	
Health Services Except Environmental	1,100.00	CAPITAL DEBT AUTHORIZED, DECEMBER 31, 1973		TAX TITLE LIENS OUTSTANDING	
Welfare-Public Assistance	2,850.00	ISSUED AND UNISSUED GROSS DEBT		Balance January 1, 1973	
Hospitals, Clinics, First Aid		SCHOOL		Transfers From Taxes	
Animal, Insect, & Rodent Control	1,600.00	Self-Liquidating		Redeemed in 1973	
Other Welfare Services		Other		Cancelled, Abated or Adjusted (1973)	
RECREATION and CONSERVATION		Total		Transfers to Foreclosed Property	
Beaches and Boardwalks		ISSUED AND OUTSTANDING		Balance December 31, 1973	
Parks, Playgrounds, Shade Trees	2,500.00	SCHOOL		PROPERTY ACQUIRED BY DEED OR	
Land Reclamation & Conservation		Self-Liquidating		FORECLOSURE	
Other Recreational Services	4,600.00	Other		Balance January 1, 1973	
EDUCATION (excluding schools)		Total		Transfers From Taxes or Liens	
Libraries	37,022.69	EQUALIZED VALUATION BASIS		Sale for Cash (1973)	
Other Educational Services		FOR NET DEBT COMPUTATION		Cancelled, Abated or Adjusted (1973)	
STATUTORY EXPENDITURES		REAL PROPERTY VALUATIONS		Balance December 31, 1973	
Pensions & F. I. C. A.	21,897.44	Code Class # of Parcels % VAL'N		CURRENT FINANCES DECEMBER 31, 1973	
Employee Fringe Benefits	7,688.74	1 Vacant Land 67 2.54		ASSETS	
Other Statutory Expenditures		2 Residential 755 44.30		Cash Dec. 31, 1973	
MUNICIPAL FUNCTIONS TOTAL	614,925.18	3 Farm 6 .33		Taxes Receivable	
CAPITAL IMPROVEMENTS *MEMO*	78,264.00	4a Commercial 171 39.22		Tax Title Liens	
DEBT SERVICE		4b Industrial		Foreclosed Property	
Principal Payments		4c Apartments 9 13.61		Emergencies & Other Deferred Charges	
Interest Payments	3,120.00	Total 1008		State Aid Receivable	
DEFERRED CHARGES		Land Area 1.10 Sq. Miles		Other Receivables	
SCHOOL, COUNTY, SPECIAL DISTRICT TAXES	51,200.17	Net Valuation Taxable-Municipal		Total	
RESERVE FOR UNCOLLECTED TAXES	115,207.03	Net Valuation Taxable-County		LIABILITIES, RESERVES, AND SURPLUS	
EMERGENCY EMPLOYMENT ACT OF 1971		State Equalized Valuation		Cash Liabilities	
EXPENDITURES TOTAL	2,084,712.25	State Equalization Ratio		Reserves for Receivables	
				Surplus Dec. 31, 1973	
				Total	

0315

Population 1970 8,570  
 Population 1973 8,805  
 S & P Rating  
 Moody Rating

General Tax Rate Per \$100. 3.92  
 State Equalized Tax Rate 2.85

FLORENCE TOWNSHIP — BURLINGTON CO.  
 Form of Government:  
 Mayor-Council Plan F (OMCL50)  
 Number of Members on Governing Body 5

PER CAPITA: 231.34  
 Gross Debt 150.30  
 Net Debt 4.89  
 Debt Service 263.16  
 Total Tax Levy 140.70  
 Municipal Expenditures

PER CENT: 2.84  
 Gross Debt 1.85  
 Net Debt 94.07  
 Tax Levy Collected  
 Tax Levy Cancelled, Abated or Adjusted 1.99

EXPENDITURES		REVENUES-REALIZED		1973 PROPERTY TAX	
<b>GENERAL GOVERNMENT</b>				STATE EQUALIZED TAX RATE 2.81	
Governing Body & Public Boards	9,250.00	1973 Property Taxes Collected 2,186,224.40		Local District School Taxes	1,669,208.24
Municipal Clerk	26,700.00	1973 Payments in Lieu of Taxes 2,670.37		Regional & Consolidated School Tax	
Financial Administration	17,700.00	Delinquent Tax & Lien Collections 139,949.76		School Taxes in Municipal Budget	
Assessment of Taxes	14,300.00	Business Personalty Replacement Taxes 357,927.22		County Taxes .57	476,048.04
Collection of Taxes	17,850.00	Taxes from Public Utilities 218,095.82		County Library Taxes .02	17,558.94
Planning, Housing & Development	5,200.00	Other Miscellaneous Tax Revenues		Local Municipal Purpose Taxes .15	124,242.37
Human Resources		State Aid Revenues 80,748.56		Veteran & Senior Citizen Taxes .09	71,600.00
Elections		Federal Aid Revenues 82,673.72		Total Taxes for Rate Computation 2.84	2,358,657.59
General Administration (other)	79,500.00	State and Local Fiscal Assistance Act Utilized 98,819.00		Special District Taxes	
<b>JUDICIARY</b>	9,000.00	Sale of Acquired Property 10,000.00		Bank Stock Taxes	4,273.58
Municipal Courts		Other Miscellaneous Revenues 50,435.76		Added and Omitted Taxes	25,771.96
<b>PUBLIC SAFETY</b>		Other Revenues, Revenue Sharing Tax Effort 27,935.23		Total Taxes Levied - ABSTRACT	2,317,103.13
Fire Protection	42,750.00	Prior Years Surplus Appropriated 165,550.00		Total Taxes Billed	2,324,133.47
Police Protection	197,950.00	REVENUES TOTAL 3,421,029.84		1973 TAXES COLLECTED	2,186,224.40
Civil Defense & Disaster Control	3,500.00	CAPITAL OUTLAY TOTAL 311,025.73		1973 Taxes Cancelled, Abated or Adjusted	46,159.20
Environmental Inspection & Control	2,250.00	Public Enterprises 78,269.60		Transfer to Tax Title Liens or Foreclosed	4,854.10
Other Public Safety		Recreation—Culture 120,476.99		Balance Outstanding Dec. 31, 1973	86,895.77
<b>PUBLIC WORKS</b>	201,700.00	Buildings and Grounds 112,279.14		<b>PRIOR YEARS TAXES OUTSTANDING</b>	
Streets and Drainage		Library and Education		Balance January 1, 1973	138,387.35
Sewers and Sewage Processing	101,050.00	Conservation		Collected in 1973	137,360.35
Garbage and Trash Disposal	32,800.00	All Other		Cancelled, Abated or Adjusted 1973	160.00
Public Buildings and Grounds	16,000.00	CAPITAL DEBT AUTHORIZED, DECEMBER 31, 1973		Transfers to Tax Title Liens or Foreclosed	397.00
Other Public Works		ISSUED AND UNISSUED GROSS DEBT NET DEBT		Balance December 31, 1973	470.00
<b>HEALTH and WELFARE</b>	4,000.00	School 526,000		<b>TAX TITLE LIENS OUTSTANDING</b>	
Health Services Except Environmental	5,550.00	Self-liquidating 803,750		Balance January 1, 1973	24,746.38
Welfare-Public Assistance		Other 707,200		Transfers From Taxes	5,304.61
Hospitals, Clinics, First Aid		Total 2,036,950		Redeemed in 1973	2,589.41
Animal, Insect, & Rodent Control		ISSUED AND OUTSTANDING		Cancelled, Abated or Adjusted (1973)	
Other Welfare Services		School 526,000.00		Transfers to Foreclosed Property	12,481.14
<b>RECREATION and CONSERVATION</b>	24,350.00	Self-Liquidating 666,000.00		Balance December 31, 1973	14,980.44
Beaches and Boardwalks		Other 466,000.00		<b>PROPERTY ACQUIRED BY DEED OR FORECLOSURE</b>	
Parks, Playgrounds, Shade Trees	31,200.00	Total 1,658,000.00		Balance January 1, 1973	28,858.86
Land Reclamation & Conservation		EQUALIZED VALUATION BASIS		Transfers From Taxes or Liens	12,481.14
Other Recreational Services		FOR NET DEBT COMPUTATION 71,680,136.33		Sale for Cash (1973)	10,000.00
<b>EDUCATION (excluding schools)</b>	10,000.00	REAL PROPERTY VALUATIONS		Cancelled, Abated or Adjusted (1973)	12,000.00
Libraries		Code Class # of Parcels % VAL'N ASSESSED VALUATION		Balance December 31, 1973	19,340.00
Other Educational Services		1 Vacant Land 284 4.60 2,753,120.00		<b>CURRENT FINANCES DECEMBER 31, 1973</b>	
<b>STATUTORY EXPENDITURES</b>	56,500.00	2 Residential 2409 50.17 30,019,720.00		<b>ASSETS</b>	
Pensions & F. I. C. A.	21,500.00	3 Farm 95 1.57 937,055.00		Cash Dec. 31, 1973	1,021,799.25
Employee Fringe Benefits		4a Commercial 131 14.74 8,820,780.00		Taxes Receivable	87,365.77
Other Statutory Expenditures		4b Industrial 11 25.16 15,054,950.00		Tax Title Liens	14,980.44
<b>MUNICIPAL FUNCTIONS</b>	930,600.00	4c Apartments 10 3.75 2,245,050.00		Foreclosed Property	19,340.01
<b>CAPITAL IMPROVEMENTS</b>	155,000.00	Total 2940 59,830,675.00		Emergencies & Other Deferred Charges	441.40
<b>DEBT SERVICE</b>	35,000.00	Land Area 9.65 Sq. Miles		State Aid Receivable	128,208.00
Principal Payments	8,025.00	Net Valuation Taxable-Municipal 60,294,894.00		Other Receivables	33,895.72
Interest Payments		Net Valuation Taxable-County 76,828,901.00		Total	1,306,030.59
<b>DEFERRED CHARGES</b>	14,417.82	State Equalized Valuation 83,131,947.00		<b>LIABILITIES, RESERVES, AND SURPLUS</b>	
<b>SCHOOL, COUNTY, SPECIAL DISTRICT TAXES</b>	2,162,815.22	State Equalization Ratio 72.74		Cash Liabilities	921,586.39
<b>RESERVE FOR UNCOLLECTED TAXES</b>	164,620.69			Reserves for Receivables	155,581.94
<b>EMERGENCY EMPLOYMENT ACT OF 1971</b>	86,159.86			Surplus Dec. 31, 1973	228,862.26
<b>EXPENDITURES</b>	3,401,638.59			Total	1,306,030.59

1411

Population 1970 8,110  
 Population 1973 8,215  
 S & P Rating AA  
 Moody Rating A-1

General Tax Rate Per \$100. 4.05  
 State Equalized Tax Rate 2.60

FLORHAM PARK BOROUGH — MORRIS CO.  
 Form of Government:  
 Borough Council  
 Number of Members on Governing Body 6

PER CAPITA: 533.13  
 Gross Debt 208.02  
 Net Debt 17.04  
 Debt Service 564.44  
 Total Tax Levy 195.56  
 Municipal Expenditures

PER CENT: 2.72  
 Gross Debt 1.06  
 Net Debt 98.99  
 Tax Levy Collected  
 Tax Levy Cancelled, Abated or Adjusted .10

EXPENDITURES		REVENUES-REALIZED		1973 PROPERTY TAX	
GENERAL GOVERNMENT		1973 Property Taxes Collected		STATE EQUALIZED TAX RATE	
Governing Body & Public Boards		1973 Payments in Lieu of Taxes	4,593,316.77	Local District School Taxes .97	1,727,390.00
Municipal Clerk		Delinquent Tax & Lien Collections	53,167.59	Regional & Consolidated School Tax .69	1,237,775.57
Financial Administration	34,270.00	Business Personalty Replacement Taxes	123,774.55	School Taxes in Municipal Budget	
Assessment of Taxes	14,050.00	Taxes from Public Utilities	188,404.14	County Taxes .41	740,615.69
Collection of Taxes	1,750.00	Other Miscellaneous Tax Revenues		County Library Taxes	
Planning, Housing & Development	22,475.00	State Aid Revenues	32,804.87	Local Municipal Purpose Taxes .51	908,095.48
Human Resources	500.00	Federal Aid Revenues		Veteran & Senior Citizen Taxes .02	44,430.00
Elections	1,995.00	State and Local Fiscal Assistance Act Utilized	166,022.00	Total Taxes for Rate Computation 2.60	4,658,306.74
General Administration (other)	190,295.00	Sale of Acquired Property		Special District Taxes	
JUDICIARY		Other Miscellaneous Revenues	172,419.96	Bank Stock Taxes	10,380.84
Municipal Courts	5,900.00	Other Revenues, Revenue Sharing Tax Effort	51,353.41	Added and Omitted Taxes	12,592.83
PUBLIC SAFETY		Total	5,381,263.29	Total Taxes Levied - ABSTRACT	4,636,850.41
Fire Protection	29,800.00	Prior Years Surplus Appropriated	260,000.00	Total Taxes Billed	4,640,227.35
Police Protection	360,720.00	REVENUES TOTAL	5,641,263.29	1973 TAXES COLLECTED	4,593,316.77
Civil Defense & Disaster Control	4,300.00	CAPITAL OUTLAY TOTAL	357,348.97	1973 Taxes Cancelled, Abated or Adjusted	4,766.52
Environmental Inspection & Control	19,275.00	Public Enterprises	148,934.42	Transfer to Tax Title Liens or Foreclosed	447.87
Other Public Safety		Recreation—Culture		Balance Outstanding Dec. 31, 1973	41,696.19
PUBLIC WORKS		Public Works	188,763.03	PRIOR YEARS TAXES OUTSTANDING	
Streets and Drainage	150,891.00	Buildings and Grounds	19,226.52	Balance January 1, 1973	53,821.62
Sewers and Sewage Processing	90,000.00	Library and Education	425.00	Collected in 1973	53,167.59
Garbage and Trash Disposal	31,400.00	Conservation		Cancelled, Abated or Adjusted 1973	654.03
Public Buildings and Grounds	105,545.00	All Other		Transfers to Tax Title Liens or Foreclosed	
Other Public Works		CAPITAL DEBT AUTHORIZED, DECEMBER 31, 1973		Balance December 31, 1973	
HEALTH and WELFARE		ISSUED AND UNISSUED		TAX TITLE LIENS OUTSTANDING	
Health Services Except Environmental	12,650.00	School	2,395,708	Balance January 1, 1973	3,689.78
Welfare-Public Assistance	1,000.00	Self-liquidating	278,922	Transfers From Taxes	447.87
Hospitals, Clinics, First Aid		Other	1,704,993	Redeemed in 1973	
Animal, Insect, & Rodent Control	3,800.00	Total	4,379,624	Cancelled, Abated or Adjusted (1973)	
Other Welfare Services		ISSUED AND OUTSTANDING		Transfers to Foreclosed Property	
RECREATION and CONSERVATION		School	1,325,904.06	Balance December 31, 1973	4,137.65
Beaches and Boardwalks		Self-Liquidating	265,000.00	PROPERTY ACQUIRED BY DEED OR	
Parks, Playgrounds, Shade Trees	6,500.00	Other	1,704,993.00	FORECLOSURE	
Land Reclamation & Conservation		Total	3,295,897.06	Balance January 1, 1973	8,300.00
Other Recreational Services	43,145.00	EQUALIZED VALUATION BASIS		Transfers From Taxes or Liens	
EDUCATION (excluding schools)		FOR NET DEBT COMPUTATION	160,980,669.67	Sale for Cash (1973)	
Libraries	62,000.00	REAL PROPERTY VALUATIONS		Cancelled, Abated or Adjusted (1973)	
Other Educational Services		Code Class # of Parcels % VAL'N		Balance December 31, 1973	8,300.00
STATUTORY EXPENDITURES		1 Vacant Land 170 7.36		CURRENT FINANCES DECEMBER 31, 1973	
Pensions & F. I. C. A.	69,100.00	2 Residential 2055 53.80		ASSETS	
Employee Fringe Benefits	20,000.00	3 Farm		Cash Dec. 31, 1973	540,334.39
Other Statutory Expenditures		4a Commercial 51 10.33		Taxes Receivable	41,696.19
MUNICIPAL FUNCTIONS TOTAL	1,281,361.00	4b Industrial 10 28.51		Tax Title Liens	4,137.65
CAPITAL IMPROVEMENTS *MEMO*	188,254.50	4c Apartments		Foreclosed Property	8,300.00
DEBT SERVICE		Total 2286		Emergencies & Other Deferred Charges	
Principal Payments	69,047.00	Land Area 7.50 Sq. Miles		State Aid Receivable	14,089.35
Interest Payments	70,953.00	Net Valuation Taxable-Municipal	115,089,041.00	Other Receivables	47,864.27
DEFERRED CHARGES	72.98	Net Valuation Taxable-County	177,155,540.00	Total	656,421.85
SCHOOL, COUNTY, SPECIAL DISTRICT TAXES	3,705,781.26	State Equalized Valuation	177,942,357.00	LIABILITIES, RESERVES, AND SURPLUS	
RESERVE FOR UNCOLLECTED TAXES	185,086.28	State Equalization Ratio	64.41	Cash Liabilities	152,185.59
EMERGENCY EMPLOYMENT ACT OF 1971				Reserves for Receivables	101,998.11
EXPENDITURES TOTAL	5,312,301.52			Surplus Dec. 31, 1973	402,238.15
				Total	656,421.85

0110

Population 1970 **1,770**  
 Population 1973 **1,905**  
 S & P Rating  
 Moody Rating

General Tax Rate Per \$100. **3.79**  
 State Equalized Tax Rate **3.15**

## FOLSOM BOROUGH — ATLANTIC CO.

Form of Government:

Borough Council

Number of Members on Governing Body 6

PER CAPITA: **166.93** PER CENT: **2.88**  
 Gross Debt **19.95** Gross Debt **.34**  
 Net Debt **228.05** Net Debt **90.41**  
 Debt Service **108.99** Tax Levy Collected  
 Total Tax Levy **228.05** Tax Levy Cancelled, Abated  
 Municipal Expenditures **108.99** or Adjusted

EXPENDITURES		REVENUES-REALIZED		1973 PROPERTY TAX	
GENERAL GOVERNMENT		1973 Property Taxes Collected		STATE EQUALIZED TAX RATE <b>2.22</b>	
Governing Body & Public Boards		1973 Payments in Lieu of Taxes	<b>392,325.41</b>	Local District School Taxes	<b>304,946.00</b>
Municipal Clerk		Delinquent Tax & Lien Collections	<b>40,662.58</b>	Regional & Consolidated School Tax	
Financial Administration		Business Personalty Replacement Taxes	<b>10,068.00</b>	School Taxes in Municipal Budget	
Assessment of Taxes	<b>4,500.00</b>	Taxes from Public Utilities	<b>34,126.17</b>	County Taxes	<b>110,218.56</b>
Collection of Taxes	<b>8,000.00</b>	Other Miscellaneous Tax Revenues		County Library Taxes	<b>2,114.68</b>
Planning, Housing & Development	<b>6,000.00</b>	State Aid Revenues	<b>8,261.39</b>	Local Municipal Purpose Taxes	<b>10,000.00</b>
Human Resources		Federal Aid Revenues		Veteran & Senior Citizen Taxes	<b>6,920.00</b>
Elections		State and Local Fiscal Assistance Act Utilized		Total Taxes for Rate Computation	<b>434,199.24</b>
General Administration (other)	<b>24,625.00</b>	Sale of Acquired Property	<b>36,804.33</b>	Special District Taxes	
JUDICIARY		Other Miscellaneous Revenues	<b>7,279.34</b>	Bank Stock Taxes	<b>7,163.29</b>
Municipal Courts	<b>9,400.00</b>	Other Revenues, Revenue Sharing Tax Effort	<b>529,527.22</b>	Added and Omitted Taxes	<b>434,442.53</b>
PUBLIC SAFETY		Total	<b>609,527.22</b>	Total Taxes Levied - ABSTRACT	<b>433,945.45</b>
Fire Protection	<b>8,000.00</b>	Prior Years Surplus Appropriated	<b>80,000.00</b>	Total Taxes Billed	<b>392,325.41</b>
Police Protection	<b>3,700.00</b>	REVENUES TOTAL		1973 TAXES COLLECTED	
Civil Defense & Disaster Control	<b>250.00</b>			1973 Taxes Cancelled, Abated or Adjusted	
Environmental Inspection & Control	<b>2,000.00</b>			Transfer to Tax Title Liens or Foreclosed	<b>3,465.21</b>
Other Public Safety				Balance Outstanding Dec. 31, 1973	<b>38,154.83</b>
PUBLIC WORKS		CAPITAL OUTLAY TOTAL		PRIOR YEARS TAXES OUTSTANDING	
Streets and Drainage	<b>53,600.00</b>	Public Enterprises		Balance January 1, 1973	<b>50,139.43</b>
Sewers and Sewage Processing	<b>20,000.00</b>	Recreation—Culture		Collected in 1973	<b>38,633.81</b>
Garbage and Trash Disposal	<b>3,800.00</b>	Public Works		Cancelled, Abated or Adjusted 1973	
Public Buildings and Grounds		Buildings and Grounds		Transfers to Tax Title Liens or Foreclosed	<b>8,654.34</b>
Other Public Works		Library and Education		Balance December 31, 1973	<b>2,851.28</b>
HEALTH and WELFARE		Conservation		TAX TITLE LIENS OUTSTANDING	
Health Services Except Environmental	<b>3,000.00</b>	All Other		Balance January 1, 1973	<b>7,617.35</b>
Welfare-Public Assistance	<b>350.00</b>			Transfers From Taxes	<b>13,557.58</b>
Hospitals, Clinics, First Aid	<b>500.00</b>	CAPITAL DEBT AUTHORIZED, DECEMBER 31, 1973		Redeemed in 1973	<b>2,028.77</b>
Animal, Insect, & Rodent Control	<b>800.00</b>	ISSUED AND UNISSUED		Cancelled, Abated or Adjusted (1973)	
Other Welfare Services		School	<b>280,000</b>	Transfers to Foreclosed Property	
RECREATION and CONSERVATION		Self-liquidating	<b>38,000</b>	Balance December 31, 1973	<b>19,146.16</b>
Beaches and Boardwalks		Other	<b>38,000</b>	PROPERTY ACQUIRED BY DEED OR	
Parks, Playgrounds, Shade Trees	<b>7,500.00</b>	Total	<b>318,000</b>	FORECLOSURE	
Land Reclamation & Conservation		ISSUED AND OUTSTANDING		Balance January 1, 1973	<b>3,577.00</b>
Other Recreational Services		School	<b>280,000.00</b>	Transfers From Taxes or Liens	
EDUCATION (excluding schools)		Self-Liquidating	<b>38,000.00</b>	Sale for Cash (1973)	
Libraries		Other	<b>38,000.00</b>	Cancelled, Abated or Adjusted (1973)	
Other Educational Services		Total	<b>318,000.00</b>	Balance December 31, 1973	<b>3,577.00</b>
STATUTORY EXPENDITURES		EQUALIZED VALUATION BASIS		CURRENT FINANCES DECEMBER 31, 1973	
Pensions & F. I. C. A.	<b>2,300.00</b>	FOR NET DEBT COMPUTATION	<b>11,036,104.67</b>	ASSETS	
Employee Fringe Benefits		REAL PROPERTY VALUATIONS		Cash Dec. 31, 1973	<b>239,383.86</b>
Other Statutory Expenditures		Code Class # of Parcels % VAL'N		Taxes Receivable	<b>41,006.11</b>
MUNICIPAL FUNCTIONS TOTAL	<b>158,325.00</b>	1 Vacant Land 316 15.13	<b>1,636,660.00</b>	Tax Title Liens	<b>19,146.16</b>
CAPITAL IMPROVEMENTS * MEMO *	<b>7,000.00</b>	2 Residential 360 52.74	<b>5,707,250.00</b>	Foreclosed Property	<b>3,577.00</b>
DEBT SERVICE		3 Farm 36 1.51	<b>163,100.00</b>	Emergencies & Other Deferred Charges	<b>25,000.00</b>
Principal Payments		4a Commercial 41 7.44	<b>805,600.00</b>	State Aid Receivable	<b>25,081.96</b>
Interest Payments		4b Industrial 12 23.18	<b>2,508,110.00</b>	Other Receivables	<b>2,917.58</b>
DEFERRED CHARGES	<b>2,500.00</b>	4c Apartments		Total	<b>356,112.67</b>
SCHOOL, COUNTY, SPECIAL DISTRICT TAXES	<b>417,279.24</b>	Total	<b>10,820,720.00</b>	LIABILITIES, RESERVES, AND SURPLUS	
RESERVE FOR UNCOLLECTED TAXES	<b>44,400.00</b>	Land Area 8.40 Sq. Miles		Cash Liabilities	<b>94,556.11</b>
EMERGENCY EMPLOYMENT ACT OF 1971	<b>2,400.00</b>	Net Valuation Taxable-Municipal	<b>11,460,742.00</b>	Reserves for Receivables	<b>66,646.85</b>
EXPENDITURES TOTAL	<b>624,904.24</b>	Net Valuation Taxable-County	<b>13,234,361.00</b>	Surplus Dec. 31, 1973	<b>194,909.71</b>
		State Equalized Valuation	<b>13,635,414.00</b>	Total	<b>356,112.67</b>
		State Equalization Ratio	<b>83.27</b>		

0219

Population 1970 **30,665**  
 Population 1973 **32,590**  
 S & P Rating **B8B**  
 Moody Rating **BAA**

General Tax Rate Per \$100 **2.57**  
 State Equalized Tax Rate **2.03**

## FORT LEE BOROUGH — BERGEN CO.

Form of Government:

Borough Council

Number of Members on Governing Body 6

PER CAPITA:

Gross Debt **345.46**  
 Net Debt **194.94**  
 Debt Service **14.61**  
 Total Tax Levy **316.11**  
 Municipal Expenditures **163.53**

PER CENT:

Gross Debt **2.51**  
 Net Debt **1.42**  
 Tax Levy Collected **97.36**  
 Tax Levy Cancelled, Abated or Adjusted **.23**

EXPENDITURES		REVENUES-REALIZED		1973 PROPERTY TAX	
GENERAL GOVERNMENT				STATE EQUALIZED TAX RATE <b>1.05</b>	
Governing Body & Public Boards				Local District School Taxes <b>1.05</b>	
Municipal Clerk				Regional & Consolidated School Tax	
Financial Administration	<b>18,250.00</b>	1973 Property Taxes Collected		School Taxes in Municipal Budget	
Assessment of Taxes	<b>163,500.00</b>	1973 Payments in Lieu of Taxes		County Taxes <b>.34</b>	
Collection of Taxes	<b>54,566.00</b>	Delinquent Tax & Lien Collections		County Library Taxes	
Planning, Housing & Development	<b>35,500.00</b>	Business Personalty Replacement Taxes		Local Municipal Purpose Taxes <b>.62</b>	
Human Resources	<b>38,200.00</b>	Taxes from Public Utilities		Veteran & Senior Citizen Taxes <b>.02</b>	
Elections	<b>4,000.00</b>	Other Miscellaneous Tax Revenues		Total Taxes for Rate Computation <b>2.03</b>	
General Administration (other)	<b>474,850.00</b>	State Aid Revenues		Special District Taxes	
JUDICIARY		Federal Aid Revenues		Bank Stock Taxes	
Municipal Courts	<b>60,500.00</b>	State and Local Fiscal Assistance Act Utilized		Added and Omitted Taxes	
PUBLIC SAFETY		Sale of Acquired Property		Total Taxes Levied - ABSTRACT	
Fire Protection	<b>223,700.00</b>	Other Miscellaneous Revenues		Total Taxes Billed	
Police Protection	<b>1,229,921.81</b>	Other Revenues, Revenue Sharing Tax Effort		1973 TAXES COLLECTED	
Civil Defense & Disaster Control	<b>500.00</b>	Prior Years Surplus Appropriated		1973 Taxes Cancelled, Abated or Adjusted	
Environmental Inspection & Control	<b>50,000.00</b>	REVENUES TOTAL		Transfer to Tax Title Liens or Foreclosed	
Other Public Safety		CAPITAL OUTLAY TOTAL		Balance Outstanding Dec. 31, 1973	
PUBLIC WORKS				PRIOR YEARS TAXES OUTSTANDING	
Streets and Drainage	<b>508,292.99</b>	Public Enterprises		Balance January 1, 1973	
Sewers and Sewage Processing	<b>425,891.03</b>	Recreation—Culture		Collected in 1973	
Garbage and Trash Disposal	<b>247,403.98</b>	Public Works		Cancelled, Abated or Adjusted 1973	
Public Buildings and Grounds	<b>67,500.00</b>	Buildings and Grounds		Transfers to Tax Title Liens or Foreclosed	
Other Public Works		Library and Education		Balance December 31, 1973	
HEALTH and WELFARE		Conservation		TAX TITLE LIENS OUTSTANDING	
Health Services Except Environmental	<b>85,834.00</b>	All Other		Balance January 1, 1973	
Welfare-Public Assistance	<b>18,200.00</b>	CAPITAL DEBT AUTHORIZED, DECEMBER 31, 1973		Transfers From Taxes	
Hospitals, Clinics, First Aid		ISSUED AND UNISSUED GROSS DEBT NET DEBT		Redeemed in 1973	
Animal, Insect, & Rodent Control		School 4,898,000		Cancelled, Abated or Adjusted (1973)	
Other Welfare Services	<b>700.00</b>	Self-liquidating 6,360,589		Transfers to Foreclosed Property	
RECREATION and CONSERVATION		Other 11,258,589		Balance December 31, 1973	
Beaches and Boardwalks	<b>166,768.61</b>	ISSUED AND OUTSTANDING		PROPERTY ACQUIRED BY DEED OR	
Parks, Playgrounds, Shade Trees		School 4,148,000.00		FORECLOSURE	
Land Reclamation & Conservation	<b>4,100.00</b>	Self-Liquidating 5,052,389.06		Balance January 1, 1973	
Other Recreational Services		Other 9,200,389.06		Transfers From Taxes or Liens	
EDUCATION (excluding schools)		EQUALIZED VALUATION BASIS		Sale for Cash (1973)	
Libraries	<b>178,000.00</b>	FOR NET DEBT COMPUTATION		Cancelled, Abated or Adjusted (1973)	
Other Educational Services		REAL PROPERTY VALUATIONS		Balance December 31, 1973	
STATUTORY EXPENDITURES		Code Class # of Parcels % VAL'N ASSESSED VALUATION		CURRENT FINANCES DECEMBER 31, 1973	
Pensions & F. I. C. A.	<b>243,074.53</b>	1 Vacant Land 514 5.56 21,804,355.00		ASSETS	
Employee Fringe Benefits		2 Residential 3604 35.54 139,395,660.00		Cash Dec. 31, 1973	
Other Statutory Expenditures		3 Farm 45,087,050.00		Taxes Receivable	
MUNICIPAL FUNCTIONS TOTAL	<b>4,299,252.95</b>	4a Commercial 324 11.49 5,253,500.00		Tax Title Liens	
CAPITAL IMPROVEMENTS *MEMO*	<b>539,639.08</b>	4b Industrial 20 1.34 180,714,900.00		Foreclosed Property	
DEBT SERVICE		4c Apartments 140 46.07 392,255,465.00		Emergencies & Other Deferred Charges	
Principal Payments	<b>287,561.59</b>	Total 4602		State Aid Receivable	
Interest Payments	<b>188,438.41</b>	Land Area 2.50 Sq. Miles		Other Receivables	
DEFERRED CHARGES	<b>41,745.35</b>	Net Valuation Taxable-Municipal		Total	
SCHOOL, COUNTY, SPECIAL DISTRICT TAXES	<b>6,963,123.60</b>	Net Valuation Taxable-County		LIABILITIES, RESERVES, AND SURPLUS	
RESERVE FOR UNCOLLECTED TAXES	<b>449,000.00</b>	State Equalized Valuation		Cash Liabilities	
EMERGENCY EMPLOYMENT ACT OF 1971	<b>63,606.96</b>	State Equalization Ratio		Reserves for Receivables	
EXPENDITURES TOTAL	<b>12,292,728.86</b>			Surplus Dec. 31, 1973	

1905

Population 1970 2,785  
 Population 1973 3,000  
 S & P Rating  
 Moody Rating

General Tax Rate Per \$100. 4.23  
 State Equalized Tax Rate 3.14

## FRANKFORD TOWNSHIP — SUSSEX CO.

Form of Government:  
 Township Committee  
 Number of Members on Governing Body 3

PER CAPITA: 802.26  
 Gross Debt 38.35  
 Net Debt .33  
 Debt Service 530.44  
 Total Tax Levy 207.86  
 Municipal Expenditures

PER CENT: 5.41  
 Gross Debt .26  
 Net Debt 88.98  
 Tax Levy Collected  
 Tax Levy Cancelled, Abated or Adjusted 1.05

EXPENDITURES		REVENUES-REALIZED		1973 PROPERTY TAX	
<b>GENERAL GOVERNMENT</b>				<b>STATE EQUALIZED TAX RATE</b>	
Governing Body & Public Boards		1973 Property Taxes Collected	1,418,270.74	Local District School Taxes 1.15	581,737.34
Municipal Clerk		1973 Payments in Lieu of Taxes		Regional & Consolidated School Tax .66	331,936.04
Financial Administration	8,200.00	Delinquent Tax & Lien Collections	161,842.17	School Taxes in Municipal Budget	
Assessment of Taxes	14,350.00	Business Personalty Replacement Taxes	47,603.06	County Taxes	.77 390,201.28
Collection of Taxes	15,950.00	Taxes from Public Utilities	81,395.18	County Library Taxes	.03 15,291.98
Planning, Housing & Development	11,730.00	Other Miscellaneous Tax Revenues		Local Municipal Purpose Taxes	.49 248,935.97
Human Resources		State Aid Revenues	16,381.89	Veteran & Senior Citizen Taxes	.04 17,930.00
Elections		Federal Aid Revenues		Total Taxes for Rate Computation	3.14 1,586,032.61
General Administration (other)	44,650.00	State and Local Fiscal Assistance Act Utilized	36,280.00	Special District Taxes	
<b>JUDICIARY</b>		Sale of Acquired Property		Bank Stock Taxes	1,192.83
Municipal Courts	3,700.00	Other Miscellaneous Revenues	15,966.26	Added and Omitted Taxes	22,020.54
<b>PUBLIC SAFETY</b>		Other Revenues, Revenue Sharing Tax Effort	29,271.39	Total Taxes Levied - ABSTRACT	1,591,315.98
Fire Protection	7,500.00	Total	1,807,010.69	Total Taxes Billed	1,594,004.67
Police Protection	3,500.00	Prior Years Surplus Appropriated	120,000.00	<b>1973 TAXES COLLECTED</b>	1,418,270.74
Civil Defense & Disaster Control	1,100.00	<b>REVENUES TOTAL</b>	1,927,010.69	1973 Taxes Cancelled, Abated or Adjusted	16,814.36
Environmental Inspection & Control	3,050.00	<b>CAPITAL OUTLAY TOTAL</b>	36,090.18	Transfer to Tax Title Liens or Foreclosed	24,202.15
Other Public Safety				Balance Outstanding Dec. 31, 1973	134,717.42
<b>PUBLIC WORKS</b>				<b>PRIOR YEARS TAXES OUTSTANDING</b>	
Streets and Drainage	194,237.77	Public Enterprises		Balance January 1, 1973	151,955.75
Sewers and Sewage Processing		Recreation—Culture		Collected in 1973	135,969.09
Garbage and Trash Disposal	6,000.00	Public Works	36,090.18	Cancelled, Abated or Adjusted 1973	
Public Buildings and Grounds	21,500.00	Buildings and Grounds		Transfers to Tax Title Liens or Foreclosed	13,220.78
Other Public Works	21,400.00	Library and Education		Balance December 31, 1973	2,765.88
<b>HEALTH and WELFARE</b>		Conservation		<b>TAX TITLE LIENS OUTSTANDING</b>	
Health Services Except Environmental	5,200.00	All Other		Balance January 1, 1973	31,790.32
Welfare-Public Assistance	4,950.00	<b>CAPITAL DEBT AUTHORIZED, DECEMBER 31, 1973</b>		Transfers From Taxes	38,942.61
Hospitals, Clinics, First Aid	3,000.00	<b>ISSUED AND UNISSUED GROSS DEBT NET DEBT</b>		Redeemed in 1973	25,873.08
Animal, Insect, & Rodent Control	2,800.00	School 2,396,784 115,062		Cancelled, Abated or Adjusted (1973)	
Other Welfare Services		Self-liquidating 10,000		Transfers to Foreclosed Property	
<b>RECREATION and CONSERVATION</b>		Other 2,406,784 115,062		Balance December 31, 1973	44,859.85
Beaches and Boardwalks		<b>ISSUED AND OUTSTANDING</b>		<b>PROPERTY ACQUIRED BY DEED OR FORECLOSURE</b>	
Parks, Playgrounds, Shade Trees		School 830,581.75		Balance January 1, 1973	700.00
Land Reclamation & Conservation		Self-Liquidating		Transfers From Taxes or Liens	
Other Recreational Services	850.00	Other		Sale for Cash (1973)	
<b>EDUCATION (excluding schools)</b>		Total 830,581.75		Cancelled, Abated or Adjusted (1973)	
Libraries		<b>EQUALIZED VALUATION BASIS FOR NET DEBT COMPUTATION</b>	44,497,908.33	Balance December 31, 1973	700.00
Other Educational Services		<b>REAL PROPERTY VALUATIONS</b>		<b>CURRENT FINANCES DECEMBER 31, 1973</b>	
<b>STATUTORY EXPENDITURES</b>		<b>Code Class # of Parcels % VAL'N ASSESSED VALUATION</b>		<b>ASSETS</b>	
Pensions & F. I. C. A.	9,737.00	1 Vacant Land 950 12.77 4,762,500.00		Cash Dec. 31, 1973	373,676.56
Employee Fringe Benefits	5,000.00	2 Residential 1342 65.52 24,433,300.00		Taxes Receivable	137,483.30
Other Statutory Expenditures		3 Farm 368 13.84 5,160,800.00		Tax Title Liens	44,859.85
<b>MUNICIPAL FUNCTIONS TOTAL</b>	388,424.77	4a Commercial 67 7.77 2,898,550.00		Foreclosed Property	700.00
<b>CAPITAL IMPROVEMENTS *MEMO*</b>	91,680.00	4b Industrial 1 .01 3,000.00		Emergencies & Other Deferred Charges	
<b>DEBT SERVICE</b>		4c Apartments 1 .10 35,750.00		State Aid Receivable	
Principal Payments		Total 2729 37,293,900.00		Other Receivables	2,408.86
Interest Payments	1,000.00			Total	559,128.57
<b>DEFERRED CHARGES</b>	11,866.16			<b>LIABILITIES, RESERVES, AND SURPLUS</b>	
<b>SCHOOL, COUNTY, SPECIAL DISTRICT TAXES</b>	1,319,166.64	Land Area 34.70 Sq. Miles		Cash Liabilities	114,312.88
<b>RESERVE FOR UNCOLLECTED TAXES</b>	222,288.76	Net Valuation Taxable-Municipal	37,558,281.00	Reserves for Receivables	185,452.01
<b>EMERGENCY EMPLOYMENT ACT OF 1971</b>		Net Valuation Taxable-County	47,959,314.00	Surplus Dec. 31, 1973	259,363.68
<b>EXPENDITURES TOTAL</b>	1,942,746.33	State Equalized Valuation	50,363,656.00	Total	559,128.57
		State Equalization Ratio	74.44		

**1906**  
 Population 1970 **4,250**  
 Population 1973 **4,345**  
 S & P Rating  
 Moody Rating

General Tax Rate Per \$100. **4.25**  
 State Equalized Tax Rate **4.00**

**FRANKLIN BOROUGH — SUSSEX CO.**  
 Form of Government:  
**Borough Council**  
 Number of Members on Governing Body **6**

PER CAPITA:  
 Gross Debt **113.81**  
 Net Debt **20.60**  
 Debt Service **1.80**  
 Total Tax Levy **322.57**  
 Municipal Expenditures **152.44**  
 PER CENT:  
 Gross Debt **1.66**  
 Net Debt **.30**  
 Tax Levy Collected **92.83**  
 Tax Levy Cancelled, Abated or Adjusted **.50**

EXPENDITURES		REVENUES-REALIZED		1973 PROPERTY TAX	
GENERAL GOVERNMENT				STATE EQUALIZED TAX RATE	
Governing Body & Public Boards		1973 Property Taxes Collected	1,305,998.13	Local District School Taxes	2.21 773,822.34
Municipal Clerk	10,955.00	1973 Payments in Lieu of Taxes		Regional & Consolidated School Tax	.11 39,007.60
Financial Administration	5,450.00	Delinquent Tax & Lien Collections	58,813.70	School Taxes in Municipal Budget	
Assessment of Taxes	8,700.00	Business Personality Replacement Taxes	45,911.90	County Taxes	.73 256,626.07
Collection of Taxes	14,987.97	Taxes from Public Utilities	167,344.18	County Library Taxes	.03 10,063.25
Planning, Housing & Development		Other Miscellaneous Tax Revenues		Local Municipal Purpose Taxes	.85 296,957.80
Human Resources	1,975.00	State Aid Revenues	21,428.78	Veteran & Senior Citizen Taxes	.07 25,970.00
Elections	54,638.00	Federal Aid Revenues		Total Taxes for Rate Computation	4.00 1,402,447.06
General Administration (other)		State and Local Fiscal Assistance Act Utilized	63,449.00	Special District Taxes	
JUDICIARY		Sale of Acquired Property		Bank Stock Taxes	5,660.20
Municipal Courts	11,600.00	Other Miscellaneous Revenues	31,141.38	Added and Omitted Taxes	19,415.44
PUBLIC SAFETY		Other Revenues, Revenue Sharing Tax Effort	55,842.90	Total Taxes Levied - ABSTRACT	1,401,552.70
Fire Protection	25,389.00	Total	1,749,929.97	Total Taxes Billed	1,406,928.60
Police Protection	100,158.00	Prior Years Surplus Appropriated	60,000.00	1973 TAXES COLLECTED	1,305,998.13
Civil Defense & Disaster Control	980.00	REVENUES TOTAL	1,809,929.97	1973 Taxes Cancelled, Abated or Adjusted	7,038.68
Environmental Inspection & Control	1,850.00	CAPITAL OUTLAY TOTAL	13,234.00	Transfer to Tax Title Liens or Foreclosed	6,664.00
Other Public Safety				Balance Outstanding Dec. 31, 1973	87,227.79
PUBLIC WORKS				PRIOR YEARS TAXES OUTSTANDING	
Streets and Drainage	117,852.00	Public Enterprises	134.00	Balance January 1, 1973	93,902.49
Sewers and Sewage Processing	42,680.00	Recreation—Culture	5,100.00	Collected in 1973	54,853.14
Garbage and Trash Disposal	22,750.00	Public Works	8,000.00	Cancelled, Abated or Adjusted 1973	19,599.29
Public Buildings and Grounds	6,900.00	Buildings and Grounds		Transfers to Tax Title Liens or Foreclosed	5,466.88
Other Public Works		Library and Education		Balance December 31, 1973	13,983.18
HEALTH and WELFARE		Conservation		TAX TITLE LIENS OUTSTANDING	
Health Services Except Environmental	4,215.00	All Other		Balance January 1, 1973	8,409.80
Welfare-Public Assistance	1,100.00	CAPITAL DEBT AUTHORIZED, DECEMBER 31, 1973		Transfers From Taxes	12,722.60
Hospitals, Clinics, First Aid	1,000.00	ISSUED AND UNISSUED GROSS DEBT NET DEBT		Redeemed in 1973	3,960.56
Animal, Insect, & Rodent Control	100.00	School 150,000		Cancelled, Abated or Adjusted (1973)	
Other Welfare Services		Self-liquidating 255,000		Transfers to Foreclosed Property	2,439.89
RECREATION and CONSERVATION		Other 89,500	89,500	Balance December 31, 1973	14,731.95
Beaches and Boardwalks	15,857.00	Total 494,500	89,500	PROPERTY ACQUIRED BY DEED OR FORECLOSURE	
Parks, Playgrounds, Shade Trees	800.00	ISSUED AND OUTSTANDING		Balance January 1, 1973	8,375.00
Land Reclamation & Conservation	13,318.00	School 150,000.00		Transfers From Taxes or Liens	
Other Recreational Services		Self-Liquidating 255,000.00		Sale for Cash (1973)	
EDUCATION (excluding schools)		Other 32,000.00		Cancelled, Abated or Adjusted (1973)	
Libraries	900.00	Total 437,000.00		Balance December 31, 1973	8,375.00
Other Educational Services		EQUALIZED VALUATION BASIS		CURRENT FINANCES DECEMBER 31, 1973	
STATUTORY EXPENDITURES		FOR NET DEBT COMPUTATION	29,846,219.33	ASSETS	
Pensions & F. I. C. A.	24,000.00	REAL PROPERTY VALUATIONS		Cash Dec. 31, 1973	369,141.02
Employee Fringe Benefits	10,000.00	Code Class # of Parcels % VAL'N		Taxes Receivable	101,210.97
Other Statutory Expenditures		1 Vacant Land 184 4.58	1,444,225.00	Tax Title Liens	14,731.95
MUNICIPAL FUNCTIONS TOTAL	498,154.97	2 Residential 1035 64.51	20,334,925.00	Foreclosed Property	8,375.00
CAPITAL IMPROVEMENTS *MEMO*	35,000.00	3 Farm 33 1.76	554,300.00	Emergencies & Other Deferred Charges	33,135.73
DEBT SERVICE		4a Commercial 114 23.41	7,378,425.00	State Aid Receivable	17,000.00
Principal Payments	5,000.00	4b Industrial 7 4.79	1,508,775.00	Other Receivables	
Interest Payments	2,800.00	4c Apartments 6 .96	302,400.00	Total	543,594.67
DEFERRED CHARGES	25,070.80	Total 1379	31,523,050.00	LIABILITIES, RESERVES, AND SURPLUS	
SCHOOL, COUNTY, SPECIAL DISTRICT TAXES	1,079,519.26	Land Area 4.40 Sq. Miles		Cash Liabilities	131,076.66
RESERVE FOR UNCOLLECTED TAXES	131,311.98	Net Valuation Taxable-Municipal	33,041,340.00	Reserves for Receivables	124,317.92
EMERGENCY EMPLOYMENT ACT OF 1971		Net Valuation Taxable-County	31,937,475.00	Surplus Dec. 31, 1973	288,200.09
EXPENDITURES TOTAL	1,741,857.01	State Equalized Valuation	34,941,718.00	Total	543,594.67
		State Equalization Ratio	94.32		

0805

Population 1970 9,040  
 Population 1973 9,390  
 S & P Rating  
 Moody Rating

General Tax Rate Per \$100. 5.35  
 State Equalized Tax Rate 3.01

## FRANKLIN TOWNSHIP — GLOUCESTER CO.

Form of Government:

Township Committee

Number of Members on Governing Body 5

PER CAPITA:

Gross Debt 157.19  
 Net Debt  
 Debt Service .11  
 Total Tax Levy 215.12  
 Municipal Expenditures 95.99

PER CENT:

Gross Debt 2.68  
 Net Debt  
 Tax Levy Collected 92.56  
 Tax Levy Cancelled, Abated or Adjusted .52

EXPENDITURES		REVENUES-REALIZED		1973 PROPERTY TAX	
<b>GENERAL GOVERNMENT</b>				<b>STATE EQUALIZED TAX RATE</b>	
Governing Body & Public Boards	5,500.00	1973 Property Taxes Collected	1,846,119.35	Local District School Taxes .97	638,588.90
Municipal Clerk	2,750.00	1973 Payments in Lieu of Taxes		Regional & Consolidated School Tax 1.27	831,673.75
Financial Administration	18,850.00	Delinquent Tax & Lien Collections	188,411.38	School Taxes in Municipal Budget	
Assessment of Taxes	24,250.00	Business Personalty Replacement Taxes	36,285.60	County Taxes .55	360,371.62
Collection of Taxes	27,730.00	Taxes from Public Utilities	212,404.56	County Library Taxes	
Planning, Housing & Development	8,324.43	Other Miscellaneous Tax Revenues		Local Municipal Purpose Taxes .13	82,408.03
Human Resources		State Aid Revenues	53,809.07	Veteran & Senior Citizen Taxes .09	60,800.00
Elections	900.00	Federal Aid Revenues	17,445.68	Total Taxes for Rate Computation 3.01	1,973,842.30
General Administration (other)	80,900.00	State and Local Fiscal Assistance Act Utilized	88,638.00	Special District Taxes	52,390.00
<b>JUDICIARY</b>		Sale of Acquired Property		Bank Stock Taxes	1,711.52
Municipal Courts	15,135.00	Other Miscellaneous Revenues	56,008.85	Added and Omitted Taxes	52,819.36
<b>PUBLIC SAFETY</b>		Other Revenues, Revenue Sharing Tax Effort	53,443.07	Total Taxes Levied - ABSTRACT	2,019,963.18
Fire Protection		Total	2,552,565.56	Total Taxes Billed	1,994,546.63
Police Protection	130,105.00	Prior Years Surplus Appropriated	206,666.11	1973 TAXES COLLECTED	1,846,119.35
Civil Defense & Disaster Control	1,210.00	REVENUES TOTAL	2,759,231.67	1973 Taxes Cancelled, Abated or Adjusted	10,303.69
Environmental Inspection & Control	7,100.00	<b>CAPITAL OUTLAY</b>	29,500.00	Transfer to Tax Title Liens or Foreclosed	13,680.93
Other Public Safety		<b>TOTAL</b>		Balance Outstanding Dec. 31, 1973	124,442.66
<b>PUBLIC WORKS</b>		Public Enterprises		<b>PRIOR YEARS TAXES OUTSTANDING</b>	
Streets and Drainage	209,918.77	Recreation—Culture		Balance January 1, 1973	180,227.53
Sewers and Sewage Processing		Public Works	29,500.00	Collected in 1973	174,769.47
Garbage and Trash Disposal	32,307.00	Buildings and Grounds		Cancelled, Abated or Adjusted 1973	236.25
Public Buildings and Grounds	12,800.00	Library and Education		Transfers to Tax Title Liens or Foreclosed	5,221.81
Other Public Works		Conservation		Balance December 31, 1973	
<b>HEALTH and WELFARE</b>		All Other		<b>TAX TITLE LIENS OUTSTANDING</b>	
Health Services Except Environmental	4,750.00	<b>CAPITAL DEBT AUTHORIZED, DECEMBER 31, 1973</b>		Balance January 1, 1973	31,771.48
Welfare-Public Assistance	1,825.00	ISSUED AND UNISSUED		Transfers From Taxes	19,876.61
Hospitals, Clinics, First Aid		School	1,475,968	Redeemed in 1973	13,641.91
Animal, Insect, & Rodent Control	1,825.00	Self-liquidating		Cancelled, Abated or Adjusted (1973)	
Other Welfare Services		Other		Transfers to Foreclosed Property	
<b>RECREATION and CONSERVATION</b>		Total	1,475,968	Balance December 31, 1973	38,006.18
Beaches and Boardwalks		<b>ISSUED AND OUTSTANDING</b>		<b>PROPERTY ACQUIRED BY DEED OR FORECLOSURE</b>	
Parks, Playgrounds, Shade Trees	9,700.00	School	1,475,968.19	Balance January 1, 1973	23,607.50
Land Reclamation & Conservation		Self-Liquidating		Transfers From Taxes or Liens	
Other Recreational Services	500.00	Other		Sale for Cash (1973)	
<b>EDUCATION (excluding schools)</b>		Total	1,475,968.19	Cancelled, Abated or Adjusted (1973)	
Libraries	3,000.00	<b>EQUALIZED VALUATION BASIS</b>		Balance December 31, 1973	23,607.50
Other Educational Services		<b>FOR NET DEBT COMPUTATION</b>	55,024,856.00	<b>CURRENT FINANCES DECEMBER 31, 1973</b>	
<b>STATUTORY EXPENDITURES</b>		<b>REAL PROPERTY VALUATIONS</b>		<b>ASSETS</b>	
Pensions & F. I. C. A.	24,000.00	Code Class # of Parcels % VAL'N	ASSESSED VALUATION	Cash Dec. 31, 1973	454,984.17
Employee Fringe Benefits	8,500.00	1 Vacant Land 2547 7.88	2,832,350.00	Taxes Receivable	124,442.66
Other Statutory Expenditures		2 Residential 2305 63.11	22,677,600.00	Tax Title Liens	38,006.18
<b>MUNICIPAL FUNCTIONS</b>		3 Farm 800 20.05	7,203,400.00	Foreclosed Property	23,607.50
<b>CAPITAL IMPROVEMENTS</b>		4a Commercial 144 8.59	3,085,400.00	Emergencies & Other Deferred Charges	4,111.29
<b>DEBT SERVICE</b>		4b Industrial		State Aid Receivable	30,015.99
Principal Payments		4c Apartments 6 .37	131,900.00	Other Receivables	42,027.53
Interest Payments	1,000.00	Total 5802	35,930,650.00	Total	717,195.32
<b>DEFERRED CHARGES</b>		Land Area 56.47 Sq. Miles		<b>LIABILITIES, RESERVES, AND SURPLUS</b>	
SCHOOL, COUNTY, SPECIAL DISTRICT TAXES	39,672.61	Net Valuation Taxable-Municipal	36,954,087.00	Cash Liabilities	252,689.98
RESERVE FOR UNCOLLECTED TAXES	1,883,024.27	Net Valuation Taxable-County	59,148,939.00	Reserves for Receivables	228,083.87
EMERGENCY EMPLOYMENT ACT OF 1971	199,751.55	State Equalized Valuation	64,809,430.00	Surplus Dec. 31, 1973	236,421.47
<b>EXPENDITURES</b>		State Equalization Ratio 56.33		Total	717,195.32
<b>TOTAL</b>	2,784,369.00				

1010

Population 1970 2,155  
 Population 1973 2,230  
 S & P Rating  
 Moody Rating

General Tax Rate Per \$100. 3.22  
 State Equalized Tax Rate 2.33

## FRANKLIN TOWNSHIP — HUNTERDON CO.

Form of Government:

Township Committee

Number of Members on Governing Body 3

PER CAPITA:

Gross Debt 616.10  
 Net Debt  
 Debt Service  
 Total Tax Levy 486.66  
 Municipal Expenditures 119.73

PER CENT:

Gross Debt 4.49  
 Net Debt  
 Tax Levy Collected 94.82  
 Tax Levy Cancelled, Abated or Adjusted .29

EXPENDITURES		REVENUES-REALIZED		1973 PROPERTY TAX	
<b>GENERAL GOVERNMENT</b>				<b>STATE EQUALIZED TAX RATE</b>	
Governing Body & Public Boards		1973 Property Taxes Collected	1,036,624.89	Local District School Taxes .91	422,353.57
Municipal Clerk		1973 Payments in Lieu of Taxes		Regional & Consolidated School Tax .87	405,403.08
Financial Administration	5,535.00	Delinquent Tax & Lien Collections	54,010.67	School Taxes in Municipal Budget	
Assessment of Taxes	23,375.00	Business Personalty Replacement Taxes	28,052.57	County Taxes .38	179,205.21
Collection of Taxes	4,000.00	Taxes from Public Utilities	56,468.09	County Library Taxes .02	9,195.56
Planning, Housing & Development	5,187.71	Other Miscellaneous Tax Revenues		Local Municipal Purpose Taxes .11	51,621.47
Human Resources		State Aid Revenues	15,410.48	Veteran & Senior Citizen Taxes .03	14,740.00
Elections		Federal Aid Revenues		Total Taxes for Rate Computation 2.32	1,082,518.89
General Administration (other)	23,550.71	State and Local Fiscal Assistance Act Utilized	14,640.00	Special District Taxes	
<b>JUDICIARY</b>		Sale of Acquired Property		Bank Stock Taxes	731.46
Municipal Courts	2,000.00	Other Miscellaneous Revenues	25,184.74	Added and Omitted Taxes	16,736.28
<b>PUBLIC SAFETY</b>		Other Revenues, Revenue Sharing Tax Effort	12,092.27	Total Taxes Levied - ABSTRACT	1,085,246.63
Fire Protection	6,000.00	Total	1,242,483.71	Total Taxes Billed	1,093,231.63
Police Protection	31,997.17	Prior Years Surplus Appropriated	60,000.00	1973 TAXES COLLECTED	1,036,624.89
Civil Defense & Disaster Control	300.00	REVENUES TOTAL	1,302,483.71	1973 Taxes Cancelled, Abated or Adjusted	3,195.30
Environmental Inspection & Control	2,175.00			Transfer to Tax Title Liens or Foreclosed	
Other Public Safety		CAPITAL OUTLAY TOTAL	2,495.00	Balance Outstanding Dec. 31, 1973	53,411.44
<b>PUBLIC WORKS</b>				<b>PRIOR YEARS TAXES OUTSTANDING</b>	
Streets and Drainage	73,878.00	Public Enterprises		Balance January 1, 1973	54,508.93
Sewers and Sewage Processing		Recreation—Culture		Collected in 1973	54,010.67
Garbage and Trash Disposal		Public Works	2,495.00	Cancelled, Abated or Adjusted 1973	498.26
Public Buildings and Grounds	2,457.65	Buildings and Grounds		Transfers to Tax Title Liens or Foreclosed	
Other Public Works		Library and Education		Balance December 31, 1973	
<b>HEALTH and WELFARE</b>		Conservation		<b>TAX TITLE LIENS OUTSTANDING</b>	
Health Services Except Environmental	1,150.00	All Other		Balance January 1, 1973	
Welfare-Public Assistance	1,025.00	CAPITAL DEBT AUTHORIZED, DECEMBER 31, 1973		Transfers From Taxes	
Hospitals, Clinics, First Aid		ISSUED AND UNISSUED GROSS DEBT NET DEBT		Redeemed in 1973	
Animal, Insect, & Rodent Control	1,800.00	School 1,373,896		Cancelled, Abated or Adjusted (1973)	
Other Welfare Services		Self-liquidating		Transfers to Foreclosed Property	
<b>RECREATION and CONSERVATION</b>		Other		Balance December 31, 1973	
Beaches and Boardwalks		Total 1,373,896		<b>PROPERTY ACQUIRED BY DEED OR FORECLOSURE</b>	
Parks, Playgrounds, Shade Trees		ISSUED AND OUTSTANDING		Balance January 1, 1973	
Land Reclamation & Conservation	4,700.00	School	671,048.08	Transfers From Taxes or Liens	
Other Recreational Services	2,156.00	Self-Liquidating		Sale for Cash (1973)	
<b>EDUCATION (excluding schools)</b>		Other		Cancelled, Abated or Adjusted (1973)	
Libraries		Total	671,048.08	Balance December 31, 1973	
Other Educational Services		EQUALIZED VALUATION BASIS		<b>CURRENT FINANCES DECEMBER 31, 1973</b>	
<b>STATUTORY EXPENDITURES</b>		FOR NET DEBT COMPUTATION	30,581,569.00	<b>ASSETS</b>	
Pensions & F. I. C. A.	4,998.66	REAL PROPERTY VALUATIONS		Cash Dec. 31, 1973	484,585.79
Employee Fringe Benefits	1,550.00	Code Class # of Parcels % VAL'N		Taxes Receivable	53,411.44
Other Statutory Expenditures		1 Vacant Land 153 5.62	1,490,450.00	Tax Title Liens	
<b>MUNICIPAL FUNCTIONS</b>		2 Residential 465 47.92	12,697,585.00	Foreclosed Property	
<b>CAPITAL IMPROVEMENTS</b>		3 Farm 337 34.33	9,098,845.00	Emergencies & Other Deferred Charges	42,945.90
<b>DEBT SERVICE</b>		4a Commercial 22 10.79	2,857,885.00	State Aid Receivable	1,433.00
Principal Payments		4b Industrial 5 1.21	320,325.00	Other Receivables	981.49
Interest Payments		4c Apartments 1 .12	32,500.00	Total	583,357.62
<b>DEFERRED CHARGES</b>		Total 983	26,497,590.00	<b>LIABILITIES, RESERVES, AND SURPLUS</b>	
<b>SCHOOL, COUNTY, SPECIAL DISTRICT TAXES</b>		Land Area 23.30 Sq. Miles		Cash Liabilities	383,270.70
<b>RESERVE FOR UNCOLLECTED TAXES</b>		Net Valuation Taxable-Municipal	33,692,283.00	Reserves for Receivables	54,392.93
<b>EMERGENCY EMPLOYMENT ACT OF 1971</b>		Net Valuation Taxable-County	39,147,622.00	Surplus Dec. 31, 1973	145,693.99
<b>EXPENDITURES</b>		State Equalized Valuation	43,807,576.00	Total	583,357.62
<b>TOTAL</b>	1,263,158.73	State Equalization Ratio	72.38		

1808

Population 1970 30,470  
 Population 1973 31,855  
 S & P Rating A  
 Moody Rating BAA-1

General Tax Rate Per \$100. 7.74  
 State Equalized Tax Rate 3.25

## FRANKLIN TOWNSHIP — SOMERSET CO.

Form of Government:

Council-Manager Plan D (OMCL50)

Number of Members on Governing Body 9

PER CAPITA:

Gross Debt 323.72  
 Net Debt 129.49  
 Debt Service 14.50  
 Total Tax Levy 378.18  
 Municipal Expenditures 147.94

PER CENT:

Gross Debt 3.24  
 Net Debt 1.29  
 Tax Levy Collected 95.59  
 Tax Levy Cancelled, Abated or Adjusted .42

EXPENDITURES		REVENUES-REALIZED		1973 PROPERTY TAX	
<b>GENERAL GOVERNMENT</b>				<b>STATE EQUALIZED TAX RATE</b>	
Governing Body & Public Boards	27,795.00	1973 Property Taxes Collected	11,526,492.97	Local District School Taxes 2.17	7,820,744.03
Municipal Clerk	37,809.00	1973 Payments in Lieu of Taxes	1,000.00	Regional & Consolidated School Tax	
Financial Administration	54,717.00	Delinquent Tax & Lien Collections	345,603.76	School Taxes in Municipal Budget	
Assessment of Taxes	59,105.00	Business Personalty Replacement Taxes	131,566.71	County Taxes .44	1,595,655.55
Collection of Taxes	64,246.00	Taxes from Public Utilities	745,392.38	County Library Taxes .02	75,400.30
Planning, Housing & Development	38,433.00	Other Miscellaneous Tax Revenues		Local Municipal Purpose Taxes .58	2,096,435.96
Human Resources	26,500.00	State Aid Revenues	48,940.43	Veteran & Senior Citizen Taxes .04	136,790.00
Elections	19,610.00	Federal Aid Revenues		Total Taxes for Rate Computation 3.25	11,725,025.84
General Administration (other)	444,424.00	State and Local Fiscal Assistance Act, Utilized	439,788.13	Special District Taxes	236,389.29
<b>JUDICIARY</b>		Sale of Acquired Property	179,561.00	Bank Stock Taxes	19,113.77
Municipal Courts	37,118.00	Other Miscellaneous Revenues	383,995.18	Added and Omitted Taxes	203,125.30
<b>PUBLIC SAFETY</b>		Other Revenues, Revenue Sharing Tax Effort	207,016.40	Total Taxes Levied - ABSTRACT	12,046,864.20
Fire Protection	73,088.00	Total	14,009,356.96	Total Taxes Billed	12,057,835.40
Police Protection	908,391.00	Prior Years Surplus Appropriated	800,000.00	1973 TAXES COLLECTED	11,526,492.97
Civil Defense & Disaster Control	4,025.00	<b>REVENUES TOTAL</b>	<b>14,809,356.96</b>	1973 Taxes Cancelled, Abated or Adjusted	50,710.98
Environmental Inspection & Control	89,110.00	<b>CAPITAL OUTLAY TOTAL</b>	<b>817,408.55</b>	Transfer to Tax Title Liens or Foreclosed	61,107.51
Other Public Safety		Public Enterprises	51,999.04	Balance Outstanding Dec. 31, 1973	419,523.94
<b>PUBLIC WORKS</b>		Recreation—Culture	10,088.06	<b>PRIOR YEARS TAXES OUTSTANDING</b>	
Streets and Drainage	566,363.00	Public Works	215,174.89	Balance January 1, 1973	449,305.14
Sewers and Sewage Processing		Buildings and Grounds	336,494.43	Collected in 1973	284,593.50
Garbage and Trash Disposal		Library and Education		Cancelled, Abated or Adjusted 1973	8,706.62
Public Buildings and Grounds	223,322.00	Conservation		Transfers to Tax Title Liens or Foreclosed	21,619.91
Other Public Works		All Other	203,652.13	Balance December 31, 1973	134,385.11
<b>HEALTH and WELFARE</b>		<b>CAPITAL DEBT AUTHORIZED, DECEMBER 31, 1973</b>		<b>TAX TITLE LIENS OUTSTANDING</b>	
Health Services Except Environmental	76,031.00	ISSUED AND UNISSUED		Balance January 1, 1973	138,257.44
Welfare-Public Assistance	44,844.00	School	4,922,000	Transfers From Taxes	85,238.89
Hospitals, Clinics, First Aid	7,000.00	Self-Liquidating	981,000	Redeemed in 1973	61,010.26
Animal, Insect, & Rodent Control		Other	4,409,100	Cancelled, Abated or Adjusted (1973)	
Other Welfare Services		Total	10,312,100	Transfers to Foreclosed Property	14,597.44
<b>RECREATION and CONSERVATION</b>		<b>ISSUED AND OUTSTANDING</b>		Balance December 31, 1973	147,888.63
Beaches and Boardwalks		School	4,922,000.00	<b>PROPERTY ACQUIRED BY DEED OR FORECLOSURE</b>	
Parks, Playgrounds, Shade Trees	73,621.00	Self-Liquidating	981,000.00	Balance January 1, 1973	542,329.06
Land Reclamation & Conservation		Other	4,337,000.00	Transfers From Taxes or Liens	14,597.44
Other Recreational Services	142,393.00	Total	10,240,000.00	Sale for Cash (1973)	179,561.00
<b>EDUCATION (excluding schools)</b>		<b>EQUALIZED VALUATION BASIS</b>		Cancelled, Abated or Adjusted (1973)	94,325.00
Libraries	98,655.00	<b>FOR NET DEBT COMPUTATION</b>	<b>318,582,144.00</b>	Balance December 31, 1973	283,040.50
Other Educational Services		<b>REAL PROPERTY VALUATIONS</b>		<b>CURRENT FINANCES DECEMBER 31, 1973</b>	
<b>STATUTORY EXPENDITURES</b>		Code Class # of Parcels % VAL'N	ASSESSED VALUATION	<b>ASSETS</b>	
Pensions & F. I. C. A.	177,000.00	1 Vacant Land 1689 7.90	11,787,100.00	Cash Dec. 31, 1973	1,729,605.24
Employee Fringe Benefits	68,606.00	2 Residential 6762 65.74	98,103,800.00	Taxes Receivable	553,909.05
Other Statutory Expenditures		3 Farm 510 4.19	6,263,800.00	Tax Title Liens	147,888.63
<b>MUNICIPAL FUNCTIONS</b>		4a Commercial 209 8.69	12,961,150.00	Foreclosed Property	283,040.50
<b>CAPITAL IMPROVEMENTS</b>		4b Industrial 70 8.31	12,399,300.00	Emergencies & Other Deferred Charges	53,731.08
<b>DEBT SERVICE</b>		4c Apartments 13 5.17	7,716,800.00	State Aid Receivable	145,832.44
Principal Payments	220,000.00	Total 9253	149,231,950.00	Other Receivables	248,024.99
Interest Payments	241,946.25	Land Area 46.90 Sq. Miles		Total	3,162,031.93
<b>DEFERRED CHARGES</b>		Net Valuation Taxable-Municipal	151,627,555.00	<b>LIABILITIES, RESERVES, AND SURPLUS</b>	
<b>SCHOOL, COUNTY, SPECIAL DISTRICT TAXES</b>		Net Valuation Taxable-County	327,809,209.00	Cash Liabilities	580,657.77
<b>RESERVE FOR UNCOLLECTED TAXES</b>		State Equalized Valuation	357,373,439.00	Reserves for Receivables	1,232,863.17
<b>EMERGENCY EMPLOYMENT ACT OF 1971</b>		State Equalization Ratio	42.04	Surplus Dec. 31, 1973	1,348,510.99
<b>EXPENDITURES TOTAL</b>	<b>14,440,683.81</b>			Total	<b>3,162,031.93</b>

2105

Population 1970 1,975  
 Population 1973 2,040  
 S & P Rating  
 Moody Rating

General Tax Rate Per \$100. 2.83  
 State Equalized Tax Rate 2.58

## FRANKLIN TOWNSHIP — WARREN CO.

Form of Government:

Township Committee

Number of Members on Governing Body 3

PER CAPITA: 381.64 PER CENT: 4.04  
 Gross Debt  
 Net Debt  
 Debt Service  
 Total Tax Levy 309.33  
 Municipal Expenditures 126.22  
 Gross Debt  
 Net Debt  
 Tax Levy Collected 88.16  
 Tax Levy Cancelled, Abated or Adjusted 1.72

EXPENDITURES		REVENUES-REALIZED		1973 PROPERTY TAX	
GENERAL GOVERNMENT		1973 Property Taxes Collected		STATE EQUALIZED TAX RATE — .85	
Governing Body & Public Boards		1973 Payments in Lieu of Taxes	558,773.80	Local District School Taxes	206,173.00
Municipal Clerk		Delinquent Tax & Lien Collections	83,657.64	Regional & Consolidated School Tax	234,553.36
Financial Administration	6,775.33	Business Personalty Replacement Taxes	49,836.00	School Taxes in Municipal Budget	
Assessment of Taxes	3,385.00	Taxes from Public Utilities	155,857.92	County Taxes	170,830.90
Collection of Taxes	3,885.00	Other Miscellaneous Tax Revenues		County Library Taxes	5,623.92
Planning, Housing & Development	2,500.00	State Aid Revenues	10,768.04	Local Municipal Purpose Taxes	
Human Resources		Federal Aid Revenues		Veteran & Senior Citizen Taxes	11,500.00
Elections		State and Local Fiscal Assistance Act Utilized	40,000.00	Total Taxes for Rate Computation	628,681.18
General Administration (other)	19,810.00	Sale of Acquired Property		Special District Taxes	
JUDICIARY		Other Miscellaneous Revenues	45,833.05	Bank Stock Taxes	13,856.77
Municipal Courts	7,000.00	Other Revenues, Revenue Sharing Tax Effort	19,540.79	Added and Omitted Taxes	631,037.95
PUBLIC SAFETY		Total	963,272.24	Total Taxes Levied - ABSTRACT	633,850.80
Fire Protection	6,900.00	Prior Years Surplus Appropriated	51,181.96	Total Taxes Billed	558,778.80
Police Protection	8,700.00	REVENUES TOTAL	1,014,454.20	1973 TAXES COLLECTED	
Civil Defense & Disaster Control	200.00			1973 Taxes Cancelled, Abated or Adjusted	10,873.75
Environmental Inspection & Control	1,015.00			Transfer to Tax Title Liens or Foreclosed	1,971.61
Other Public Safety				Balance Outstanding Dec. 31, 1973	62,226.64
PUBLIC WORKS		CAPITAL OUTLAY TOTAL		PRIOR YEARS TAXES OUTSTANDING	
Streets and Drainage	52,350.00	Public Enterprises		Balance January 1, 1973	90,310.06
Sewers and Sewage Processing		Recreation—Culture		Collected in 1973	83,657.64
Garbage and Trash Disposal		Public Works		Cancelled, Abated or Adjusted 1973	2,079.35
Public Buildings and Grounds	2,830.00	Buildings and Grounds		Transfers to Tax Title Liens or Foreclosed	3,318.23
Other Public Works		Library and Education		Balance December 31, 1973	1,254.84
HEALTH and WELFARE		Conservation		TAX TITLE LIENS OUTSTANDING	
Health Services Except Environmental	1,600.00	All Other		Balance January 1, 1973	
Welfare-Public Assistance	800.00			Transfers From Taxes	5,805.71
Hospitals, Clinics, First Aid	100.00			Redeemed in 1973	
Animal, Insect, & Rodent Control				Cancelled, Abated or Adjusted (1973)	
Other Welfare Services				Transfers to Foreclosed Property	
RECREATION and CONSERVATION				Balance December 31, 1973	5,805.71
Beaches and Boardwalks				PROPERTY ACQUIRED BY DEED OR FORECLOSURE	
Parks, Playgrounds, Shade Trees	700.00			Balance January 1, 1973	
Land Reclamation & Conservation				Transfers From Taxes or Liens	
Other Recreational Services				Sale for Cash (1973)	
EDUCATION (excluding schools)				Cancelled, Abated or Adjusted (1973)	
Libraries				Balance December 31, 1973	
Other Educational Services	50,000.00			CURRENT FINANCES DECEMBER 31, 1973	
STATUTORY EXPENDITURES				ASSETS	
Pensions & F. I. C. A.	2,681.00			Cash Dec. 31, 1973	769,348.88
Employee Fringe Benefits	1,500.00			Taxes Receivable	63,481.48
Other Statutory Expenditures				Tax Title Liens	5,805.71
MUNICIPAL FUNCTIONS TOTAL	172,731.00			Foreclosed Property	
CAPITAL IMPROVEMENTS *MEMO*	102,000.00			Emergencies & Other Deferred Charges	
DEBT SERVICE				State Aid Receivable	31,807.70
Principal Payments				Other Receivables	
Interest Payments				Total	870,443.77
DEFERRED CHARGES				LIABILITIES, RESERVES, AND SURPLUS	
SCHOOL, COUNTY, SPECIAL DISTRICT TAXES	617,181.18			Cash Liabilities	276,874.01
RESERVE FOR UNCOLLECTED TAXES	84,750.00			Reserves for Receivables	69,287.19
EMERGENCY EMPLOYMENT ACT OF 1971				Surplus Dec. 31, 1973	524,282.57
EXPENDITURES TOTAL	874,662.18			Total	870,443.77

0220

Population 1970 **7,600**  
 Population 1973 **7,865**  
 S & P Rating  
 Moody Rating

General Tax Rate Per \$100. **3.11**  
 State Equalized Tax Rate **2.53**

## FRANKLIN LAKES BOROUGH — BERGEN CO.

Form of Government:  
 Borough Council  
 Number of Members on Governing Body 6

PER CAPITA:  
 Gross Debt **1,246.74**  
 Net Debt  
 Debt Service **.13**  
 Total Tax Levy **566.31**  
 Municipal Expenditures **145.90**

PER CENT:  
 Gross Debt **6.32**  
 Net Debt  
 Tax Levy Collected **96.84**  
 Tax Levy Cancelled, Abated or Adjusted **.12**

EXPENDITURES		REVENUES-REALIZED		1973 PROPERTY TAX	
GENERAL GOVERNMENT				STATE EQUALIZED TAX RATE <b>1.13</b>	
Governing Body & Public Boards	250.00	1973 Property Taxes Collected		Local District School Taxes	1,973,026.00
Municipal Clerk		1973 Payments in Lieu of Taxes		Regional & Consolidated School Tax	1,251,921.26
Financial Administration		Delinquent Tax & Lien Collections		School Taxes in Municipal Budget	
Assessment of Taxes	13,497.00	Business Personalty Replacement Taxes		County Taxes	618,576.84
Collection of Taxes	38,875.00	Taxes from Public Utilities		County Library Taxes	
Planning, Housing & Development	10,750.00	Other Miscellaneous Tax Revenues		Local Municipal Purpose Taxes	559,664.85
Human Resources		State Aid Revenues		Veteran & Senior Citizen Taxes	38,440.00
Elections	1,400.00	Federal Aid Revenues		Total Taxes for Rate Computation	4,441,628.95
General Administration (other)	166,893.80	State and Local Fiscal Assistance Act Utilized		Special District Taxes	
JUDICIARY		Sale of Acquired Property		Bank Stock Taxes	5,604.01
Municipal Courts	6,525.00	Other Miscellaneous Revenues		Added and Omitted Taxes	45,229.31
PUBLIC SAFETY		Other Revenues, Revenue Sharing Tax Effort		Total Taxes Levied - ABSTRACT	4,454,022.27
Fire Protection	44,325.00	Prior Years Surplus Appropriated		Total Taxes Billed	4,457,738.64
Police Protection	278,352.00	REVENUES TOTAL		1973 TAXES COLLECTED	4,316,924.56
Civil Defense & Disaster Control	500.00	CAPITAL OUTLAY TOTAL		1973 Taxes Cancelled, Abated or Adjusted	5,549.13
Environmental Inspection & Control	13,506.00			Transfer to Tax Title Liens or Foreclosed	3,224.83
Other Public Safety				Balance Outstanding Dec. 31, 1973	132,040.12
PUBLIC WORKS				PRIOR YEARS TAXES OUTSTANDING	
Streets and Drainage	122,154.00			Balance January 1, 1973	103,906.93
Sewers and Sewage Processing				Collected in 1973	102,550.63
Garbage and Trash Disposal				Cancelled, Abated or Adjusted 1973	
Public Buildings and Grounds	30,700.00			Transfers to Tax Title Liens or Foreclosed	1,356.30
Other Public Works				Balance December 31, 1973	
HEALTH and WELFARE				TAX TITLE LIENS OUTSTANDING	
Health Services Except Environmental	24,725.00			Balance January 1, 1973	6,142.22
Welfare-Public Assistance	1,225.00			Transfers From Taxes	4,784.31
Hospitals, Clinics, First Aid				Redeemed in 1973	4,288.61
Animal, Insect, & Rodent Control				Cancelled, Abated or Adjusted (1973)	
Other Welfare Services				Transfers to Foreclosed Property	
RECREATION and CONSERVATION				Balance December 31, 1973	6,637.92
Beaches and Boardwalks				PROPERTY ACQUIRED BY DEED OR	
Parks, Playgrounds, Shade Trees	1,500.00			FORECLOSURE	
Land Reclamation & Conservation				Balance January 1, 1973	500.00
Other Recreational Services	31,840.00			Transfers From Taxes or Liens	
EDUCATION (excluding schools)				Sale for Cash (1973)	
Libraries	51,954.00			Cancelled, Abated or Adjusted (1973)	
Other Educational Services				Balance December 31, 1973	500.00
STATUTORY EXPENDITURES				CURRENT FINANCES DECEMBER 31, 1973	
Pensions & F. I. C. A.	50,500.00			ASSETS	
Employee Fringe Benefits				Cash Dec. 31, 1973	891,049.69
Other Statutory Expenditures				Taxes Receivable	132,040.12
MUNICIPAL FUNCTIONS TOTAL	830,271.80			Tax Title Liens	6,637.92
CAPITAL IMPROVEMENTS *MEMO*	753,000.00			Foreclosed Property	500.00
DEBT SERVICE				Emergencies & Other Deferred Charges	
Principal Payments	1,000.00			State Aid Receivable	259.67
Interest Payments				Other Receivables	5,636.82
DEFERRED CHARGES	10,000.00			Total	1,036,124.22
SCHOOL, COUNTY, SPECIAL DISTRICT TAXES	3,843,524.10			LIABILITIES, RESERVES, AND SURPLUS	
RESERVE FOR UNCOLLECTED TAXES	246,198.12			Cash Liabilities	265,592.94
EMERGENCY EMPLOYMENT ACT OF 1971				Reserves for Receivables	144,814.86
EXPENDITURES TOTAL	4,550,994.02			Surplus Dec. 31, 1973	625,716.42
				Total	1,036,124.22

1907

Population 1970 1,385  
 Population 1973 1,550  
 S & P Rating  
 Moody Rating

General Tax Rate Per \$100. 4.88  
 State Equalized Tax Rate 3.59

## FREDON TOWNSHIP — SUSSEX CO.

Form of Government:  
 Township Committee  
 Number of Members on Governing Body 5

PER CAPITA:  
 Gross Debt 890.68  
 Net Debt 54.83  
 Debt Service 608.86  
 Total Tax Levy 190.89  
 Municipal Expenditures

PER CENT:  
 Gross Debt 6.16  
 Net Debt .38  
 Tax Levy Collected 89.90  
 Tax Levy Cancelled, Abated or Adjusted

EXPENDITURES		REVENUES-REALIZED		1973 PROPERTY TAX	
GENERAL GOVERNMENT		1973 Property Taxes Collected		STATE EQUALIZED TAX RATE — 3.59	
Governing Body & Public Boards		848,368.33		Local District School Taxes	2.35 605,578.50
Municipal Clerk		101,838.74		Regional & Consolidated School Tax	.16 41,124.39
Financial Administration	3,400.00	22,174.59		School Taxes in Municipal Budget	
Assessment of Taxes	3,800.00	47,211.72		County Taxes	.79 203,520.18
Collection of Taxes	3,800.00	10,324.38		County Library Taxes	.03 7,967.11
Planning, Housing & Development	8,000.00	6,184.00		Local Municipal Purpose Taxes	.22 56,093.39
Human Resources	200.00	26,918.68		Veteran & Senior Citizen Taxes	.04 9,390.00
Elections	500.00	1,500.00		Total Taxes for Rate Computation	3.59 923,673.57
General Administration (other)	24,800.00	1,064,520.44		Special District Taxes	
JUDICIARY		110,000.00		Bank Stock Taxes	407.98
Municipal Courts	2,000.00	1,174,520.44		Added and Omitted Taxes	29,040.64
PUBLIC SAFETY		21,180.53		Total Taxes Levied - ABSTRACT	943,732.19
Fire Protection	7,500.00	13,600.00		Total Taxes Billed	848,368.33
Police Protection	200.00	7,580.53		1973 TAXES COLLECTED	
Civil Defense & Disaster Control	3,000.00			1973 Taxes Cancelled, Abated or Adjusted	
Environmental Inspection & Control	3,100.00			Transfer to Tax Title Liens or Foreclosed	
Other Public Safety				Balance Outstanding Dec. 31, 1973	95,363.86
PUBLIC WORKS				PRIOR YEARS TAXES OUTSTANDING	
Streets and Drainage	71,084.00			Balance January 1, 1973	102,130.99
Sewers and Sewage Processing				Collected in 1973	101,792.04
Garbage and Trash Disposal	5,000.00			Cancelled, Abated or Adjusted 1973	
Public Buildings and Grounds				Transfers to Tax Title Liens or Foreclosed	
Other Public Works				Balance December 31, 1973	338.95
HEALTH and WELFARE				TAX TITLE LIENS OUTSTANDING	
Health Services Except Environmental	4,400.00			Balance January 1, 1973	16,743.15
Welfare-Public Assistance	225.00			Transfers From Taxes	
Hospitals, Clinics, First Aid	500.00			Redeemed in 1973	46.70
Animal, Insect, & Rodent Control				Cancelled, Abated or Adjusted (1973)	
Other Welfare Services				Transfers to Foreclosed Property	
RECREATION and CONSERVATION				Balance December 31, 1973	16,696.45
Beaches and Boardwalks				PROPERTY ACQUIRED BY DEED OR	
Parks, Playgrounds, Shade Trees				FORECLOSURE	
Land Reclamation & Conservation	500.00			Balance January 1, 1973	
Other Recreational Services				Transfers From Taxes or Liens	
EDUCATION (excluding schools)				Sale for Cash (1973)	
Libraries	300.00			Cancelled, Abated or Adjusted (1973)	
Other Educational Services				Balance December 31, 1973	
STATUTORY EXPENDITURES				CURRENT FINANCES DECEMBER 31, 1973	
Pensions & F. I. C. A.	1,000.00			ASSETS	
Employee Fringe Benefits	600.00			Cash Dec. 31, 1973	324,672.96
Other Statutory Expenditures				Taxes Receivable	95,702.81
MUNICIPAL FUNCTIONS				Tax Title Liens	16,696.45
CAPITAL IMPROVEMENTS	11,300.00			Foreclosed Property	
DEBT SERVICE				Emergencies & Other Deferred Charges	5,520.00
Principal Payments				State Aid Receivable	26,986.00
Interest Payments				Other Receivables	28,102.91
DEFERRED CHARGES	13,972.75			Total	497,681.13
SCHOOL, COUNTY, SPECIAL DISTRICT TAXES	858,190.18			LIABILITIES, RESERVES, AND SURPLUS	
RESERVE FOR UNCOLLECTED TAXES	138,000.00			Cash Liabilities	125,454.40
EMERGENCY EMPLOYMENT ACT OF 1971				Reserves for Receivables	140,502.17
EXPENDITURES	1,154,071.93			Surplus Dec. 31, 1973	231,724.56
				Total	497,681.13

1315

Population 1970 **10,570**  
 Population 1973 **10,900**  
 S & P Rating **B88**  
 Moody Rating **BAA**

General Tax Rate Per \$100. **4.51**  
 State Equalized Tax Rate **3.93**

## FREEHOLD BOROUGH — MONMOUTH CO.

Form of Government:

Borough Council

Number of Members on Governing Body 6

PER CAPITA:

Gross Debt **444.86**  
 Net Debt **73.13**  
 Debt Service **11.26**  
 Total Tax Levy **339.14**  
 Municipal Expenditures **160.72**

PER CENT:

Gross Debt **6.06**  
 Net Debt **1.00**  
 Tax Levy Collected **96.40**  
 Tax Levy Cancelled, Abated or Adjusted **.11**

EXPENDITURES		REVENUES-REALIZED		1973 PROPERTY TAX	
GENERAL GOVERNMENT				STATE EQUALIZED TAX RATE <b>3.93</b>	
Governing Body & Public Boards		1973 Property Taxes Collected	<b>3,563,296.49</b>	Local District School Taxes <b>1.27</b>	<b>1,194,183.00</b>
Municipal Clerk		1973 Payments in Lieu of Taxes		Regional & Consolidated School Tax <b>.93</b>	<b>874,770.70</b>
Financial Administration	<b>6,100.00</b>	Delinquent Tax & Lien Collections	<b>115,948.40</b>	School Taxes in Municipal Budget	
Assessment of Taxes	<b>8,425.00</b>	Business Personalty Replacement Taxes	<b>147,583.88</b>	County Taxes	<b>564,082.61</b>
Collection of Taxes	<b>13,902.00</b>	Taxes from Public Utilities	<b>187,663.24</b>	County Library Taxes	
Planning, Housing & Development	<b>13,800.00</b>	Other Miscellaneous Tax Revenues		Local Municipal Purpose Taxes <b>1.06</b>	<b>994,041.09</b>
Human Resources	<b>1,500.00</b>	State Aid Revenues	<b>56,269.26</b>	Veteran & Senior Citizen Taxes <b>.06</b>	<b>53,250.00</b>
Elections	<b>1,500.00</b>	Federal Aid Revenues		Total Taxes for Rate Computation <b>3.92</b>	<b>3,680,327.40</b>
General Administration (other)	<b>129,034.00</b>	State and Local Fiscal Assistance Act Utilized	<b>80,130.00</b>	Special District Taxes	
JUDICIARY		Sale of Acquired Property		Bank Stock Taxes	<b>24,902.91</b>
Municipal Courts	<b>23,075.00</b>	Other Miscellaneous Revenues	<b>77,191.26</b>	Added and Omitted Taxes	<b>44,654.35</b>
PUBLIC SAFETY		Other Revenues, Revenue Sharing Tax Effort	<b>41,138.61</b>	Total Taxes Levied - ABSTRACT	<b>3,696,634.66</b>
Fire Protection	<b>37,651.00</b>	Total	<b>4,269,221.14</b>	Total Taxes Billed	<b>3,696,457.85</b>
Police Protection	<b>431,128.00</b>	Prior Years Surplus Appropriated	<b>235,000.00</b>	1973 TAXES COLLECTED	<b>3,563,296.49</b>
Civil Defense & Disaster Control	<b>1,000.00</b>	REVENUES TOTAL	<b>4,504,221.14</b>	1973 Taxes Cancelled, Abated or Adjusted	<b>4,029.28</b>
Environmental Inspection & Control	<b>21,813.00</b>	CAPITAL OUTLAY TOTAL	<b>110,233.70</b>	Transfer to Tax Title Liens or Foreclosed	<b>11,737.43</b>
Other Public Safety		Public Enterprises	<b>32,687.65</b>	Balance Outstanding Dec. 31, 1973	<b>117,394.65</b>
PUBLIC WORKS		Recreation—Culture		PRIOR YEARS TAXES OUTSTANDING	
Streets and Drainage	<b>308,060.00</b>	Public Works	<b>74,780.73</b>	Balance January 1, 1973	<b>125,564.98</b>
Sewers and Sewage Processing	<b>108,800.00</b>	Buildings and Grounds	<b>2,765.32</b>	Collected in 1973	<b>104,847.38</b>
Garbage and Trash Disposal	<b>58,955.00</b>	Library and Education		Cancelled, Abated or Adjusted 1973	
Public Buildings and Grounds		Conservation		Transfers to Tax Title Liens or Foreclosed	<b>2,133.85</b>
Other Public Works		All Other		Balance December 31, 1973	<b>18,983.75</b>
HEALTH and WELFARE				TAX TITLE LIENS OUTSTANDING	
Health Services Except Environmental	<b>18,440.00</b>			Balance January 1, 1973	<b>42,514.26</b>
Welfare-Public Assistance	<b>8,900.00</b>			Transfers From Taxes	<b>14,145.10</b>
Hospitals, Clinics, First Aid	<b>15,000.00</b>			Redeemed in 1973	<b>11,101.02</b>
Animal, Insect, & Rodent Control				Cancelled, Abated or Adjusted (1973)	
Other Welfare Services				Transfers to Foreclosed Property	
RECREATION and CONSERVATION				Balance December 31, 1973	<b>45,558.34</b>
Beaches and Boardwalks				PROPERTY ACQUIRED BY DEED OR	
Parks, Playgrounds, Shade Trees	<b>61,200.00</b>			FORECLOSURE	
Land Reclamation & Conservation				Balance January 1, 1973	<b>8,100.00</b>
Other Recreational Services	<b>4,800.00</b>			Transfers From Taxes or Liens	
EDUCATION (excluding schools)				Sale for Cash (1973)	
Libraries	<b>35,260.00</b>			Cancelled, Abated or Adjusted (1973)	
Other Educational Services				Balance December 31, 1973	<b>8,100.00</b>
STATUTORY EXPENDITURES				CURRENT FINANCES DECEMBER 31, 1973	
Pensions & F. I. C. A.	<b>51,300.00</b>			ASSETS	
Employee Fringe Benefits	<b>24,000.00</b>			Cash Dec. 31, 1973	<b>1,120,329.62</b>
Other Statutory Expenditures				Taxes Receivable	<b>136,378.40</b>
MUNICIPAL FUNCTIONS TOTAL	<b>1,423,643.00</b>			Tax Title Liens	<b>45,558.34</b>
CAPITAL IMPROVEMENTS *MEMO*	<b>48,330.00</b>			Foreclosed Property	<b>8,100.00</b>
DEBT SERVICE				Emergencies & Other Deferred Charges	<b>12,000.00</b>
Principal Payments	<b>73,800.00</b>			State Aid Receivable	<b>14,026.81</b>
Interest Payments	<b>48,900.00</b>			Other Receivables	<b>4,225.46</b>
DEFERRED CHARGES	<b>15,500.00</b>			Total	<b>1,340,618.63</b>
SCHOOL, COUNTY, SPECIAL DISTRICT TAXES	<b>2,633,036.31</b>			LIABILITIES, RESERVES, AND SURPLUS	
RESERVE FOR UNCOLLECTED TAXES	<b>190,000.00</b>			Cash Liabilities	<b>692,118.30</b>
EMERGENCY EMPLOYMENT ACT OF 1971				Reserves for Receivables	<b>194,262.20</b>
EXPENDITURES TOTAL	<b>4,384,879.31</b>			Surplus Dec. 31, 1973	<b>454,238.13</b>
				Total	<b>1,340,618.63</b>

1316

Population 1970 13,310  
 Population 1973 14,770  
 S & P Rating BBB  
 Moody Rating BAA

General Tax Rate Per \$100. 4.26  
 State Equalized Tax Rate 3.73

## FREEHOLD TOWNSHIP — MONMOUTH CO.

Form of Government:

Township Committee

Number of Members on Governing Body 5

PER CAPITA: 1,062.12  
 Gross Debt 170.41  
 Net Debt .66  
 Debt Service 547.03  
 Total Tax Levy 153.28  
 Municipal Expenditures

PER CENT: 8.99  
 Gross Debt 1.44  
 Net Debt 96.28  
 Tax Levy Collected  
 Tax Levy Cancelled, Abated or Adjusted .34

EXPENDITURES		REVENUES-REALIZED		1973 PROPERTY TAX	
<b>GENERAL GOVERNMENT</b>				<b>STATE EQUALIZED TAX RATE</b>	
Governing Body & Public Boards		1973 Property Taxes Collected	7,791,721.26	Local District School Taxes	1.90 3,882,587.00
Municipal Clerk		1973 Payments in Lieu of Taxes		Regional & Consolidated School Tax	.81 1,652,972.02
Financial Administration	14,900.00	Delinquent Tax & Lien Collections	309,447.00	School Taxes in Municipal Budget	
Assessment of Taxes	34,000.00	Business Personality Replacement Taxes	121,703.39	County Taxes	.58 1,188,756.11
Collection of Taxes	41,600.00	Taxes from Public Utilities	387,257.68	County Library Taxes	.02 45,902.31
Planning, Housing & Development	41,250.00	Other Miscellaneous Tax Revenues		Local Municipal Purpose Taxes	.36 745,728.41
Human Resources		State Aid Revenues	50,074.42	Veteran & Senior Citizen Taxes	.03 61,700.00
Elections	3,600.00	Federal Aid Revenues	11,620.45	Total Taxes for Rate Computation	3.70 7,577,645.85
General Administration (other)	288,330.00	State and Local Fiscal Assistance Act Utilized	82,506.00	Special District Taxes	
<b>JUDICIARY</b>		Sale of Acquired Property		Bank Stock Taxes	6,171.59
Municipal Courts	42,500.00	Other Miscellaneous Revenues	383,920.82	Added and Omitted Taxes	460,014.66
<b>PUBLIC SAFETY</b>		Other Revenues, Revenue Sharing Tax Effort	128,041.11	Total Taxes Levied - ABSTRACT	8,079,582.10
Fire Protection	37,150.00	Total	9,266,292.13	Total Taxes Billed	8,092,452.76
Police Protection	391,400.00	Prior Years Surplus Appropriated	775,000.00	1973 TAXES COLLECTED	7,791,721.26
Civil Defense & Disaster Control	4,600.00	REVENUES TOTAL	10,041,292.13	1973 Taxes Cancelled, Abated or Adjusted	27,846.40
Environmental Inspection & Control	55,000.00	<b>CAPITAL OUTLAY</b>	<b>TOTAL</b>	Transfer to Tax Title Liens or Foreclosed	
Other Public Safety			603,032.65	Balance Outstanding Dec. 31, 1973	272,885.10
<b>PUBLIC WORKS</b>				<b>PRIOR YEARS TAXES OUTSTANDING</b>	
Streets and Drainage	411,500.00	Public Enterprises	444,250.23	Balance January 1, 1973	431,815.63
Sewers and Sewage Processing	51,500.00	Recreation—Culture		Collected in 1973	296,728.92
Garbage and Trash Disposal	3,200.00	Public Works		Cancelled, Abated or Adjusted 1973	
Public Buildings and Grounds	46,450.00	Buildings and Grounds	158,782.42	Transfers to Tax Title Liens or Foreclosed	
Other Public Works		Library and Education		Balance December 31, 1973	135,086.71
<b>HEALTH and WELFARE</b>		Conservation		<b>TAX TITLE LIENS OUTSTANDING</b>	
Health Services Except Environmental	11,350.00	All Other		Balance January 1, 1973	89,252.34
Welfare-Public Assistance	5,400.00	<b>CAPITAL DEBT AUTHORIZED, DECEMBER 31, 1973</b>		Transfers From Taxes	
Hospitals, Clinics, First Aid	16,000.00	ISSUED AND UNISSUED		Redeemed in 1973	12,718.08
Animal, Insect, & Rodent Control		SCHOOL	10,993,582	Cancelled, Abated or Adjusted (1973)	
Other Welfare Services		Self-liquidating	4,215,000	Transfers to Foreclosed Property	
<b>RECREATION and CONSERVATION</b>		Other	479,000	Balance December 31, 1973	76,534.26
Beaches and Boardwalks		Total	15,687,582	<b>PROPERTY ACQUIRED BY DEED OR FORECLOSURE</b>	
Parks, Playgrounds, Shade Trees	31,525.00	ISSUED AND OUTSTANDING		Balance January 1, 1973	54,100.00
Land Reclamation & Conservation		SCHOOL	8,437,582.17	Transfers From Taxes or Liens	
Other Recreational Services	50,645.00	Self-liquidating	3,627,000.00	Sale for Cash (1973)	
<b>EDUCATION (excluding schools)</b>		Other	479,000.00	Cancelled, Abated or Adjusted (1973)	
Libraries		Total	12,543,582.17	Balance December 31, 1973	54,100.00
Other Educational Services	600.00	<b>EQUALIZED VALUATION BASIS</b>		<b>CURRENT FINANCES DECEMBER 31, 1973</b>	
<b>STATUTORY EXPENDITURES</b>		<b>FOR NET DEBT COMPUTATION</b>	<b>174,597,288.67</b>	<b>ASSETS</b>	
Pensions & F. I. C. A.	62,514.00	<b>REAL PROPERTY VALUATIONS</b>		Cash Dec. 31, 1973	4,069,756.26
Employee Fringe Benefits	33,000.00	Code Class # of Parcels % VAL'N		Taxes Receivable	407,971.81
Other Statutory Expenditures		1 Vacant Land 1267 7.33	12,884,550.00	Tax Title Liens	76,534.26
<b>MUNICIPAL FUNCTIONS</b>	<b>TOTAL</b>	2 Residential 3495 65.35	114,518,900.00	Foreclosed Property	54,100.00
<b>CAPITAL IMPROVEMENTS</b>	<b>*MEMO*</b>	3 Farm 487 3.57	6,281,950.00	Emergencies & Other Deferred Charges	3,560.00
<b>DEBT SERVICE</b>		4a Commercial 148 12.77	22,455,125.00	State Aid Receivable	21,960.65
Principal Payments		4b Industrial 10 8.74	15,361,425.00	Other Receivables	253,087.82
Interest Payments	9,700.00	4c Apartments 4 2.24	3,940,300.00	Total	4,886,970.80
<b>DEFERRED CHARGES</b>		Total 5411	175,842,250.00	<b>LIABILITIES, RESERVES, AND SURPLUS</b>	
SCHOOL, COUNTY, SPECIAL DISTRICT TAXES	28,880.00	Land Area 37.00 Sq. Miles		Cash Liabilities	2,758,240.29
RESERVE FOR UNCOLLECTED TAXES	6,867,667.44	Net Valuation Taxable-Municipal	178,030,001.00	Reserves for Receivables	791,693.89
EMERGENCY EMPLOYMENT ACT OF 1971	535,300.00	Net Valuation Taxable-County	182,729,131.00	Surplus Dec. 31, 1973	1,337,036.62
<b>EXPENDITURES</b>	<b>TOTAL</b>	State Equalized Valuation	204,150,610.00	Total	4,886,970.80
	9,131,561.44	State Equalization Ratio	87.07		

2106

Population 1970 1,120  
 Population 1973 1,150  
 S & P Rating  
 Moody Rating

General Tax Rate Per \$100. 3.74  
 State Equalized Tax Rate 2.58

FRELINGHUYSEN TOWNSHIP — WARREN CO.  
 Form of Government:  
 Township Committee  
 Number of Members on Governing Body 3

PER CAPITA:  
 Gross Debt 19.13  
 Net Debt 8.70  
 Debt Service 486.35  
 Total Tax Levy 183.70  
 Municipal Expenditures

PER CENT:  
 Gross Debt .12  
 Net Debt .05  
 Tax Levy Collected 88.75  
 Tax Levy Cancelled, Abated or Adjusted

EXPENDITURES		REVENUES-REALIZED		1973 PROPERTY TAX	
<b>GENERAL GOVERNMENT</b>				<b>STATE EQUALIZED TAX RATE — .77</b>	
Governing Body & Public Boards		1973 Property Taxes Collected	496,370.54	Local District School Taxes	165,642.00
Municipal Clerk	3,708.74	1973 Payments in Lieu of Taxes		Regional & Consolidated School Tax	242,300.66
Financial Administration	2,710.41	Delinquent Tax & Lien Collections	52,152.06	School Taxes in Municipal Budget	
Assessment of Taxes	2,835.00	Business Personalty Replacement Taxes	21,268.66	County Taxes	139,133.86
Collection of Taxes	3,127.80	Taxes from Public Utilities	34,463.69	County Library Taxes	4,711.72
Planning, Housing & Development		Other Miscellaneous Tax Revenues		Local Municipal Purpose Taxes	
Human Resources		State Aid Revenues	10,365.00	Veteran & Senior Citizen Taxes	5,390.00
Elections		Federal Aid Revenues	9,241.00	Total Taxes for Rate Computation	557,178.24
General Administration (other)	13,917.29	State and Local Fiscal Assistance Act Utilized		Special District Taxes	
<b>JUDICIARY</b>		Sale of Acquired Property	38,374.00	Bank Stock Taxes	
Municipal Courts		Other Miscellaneous Revenues	6,953.34	Added and Omitted Taxes	7,519.79
<b>PUBLIC SAFETY</b>		Other Revenues, Revenue Sharing Tax Effort	669,188.29	Total Taxes Levied - ABSTRACT	559,308.03
Fire Protection	600.00	<b>REVENUES TOTAL</b>	769,188.29	Total Taxes Billed	559,308.03
Police Protection	100.00			1973 TAXES COLLECTED	496,370.54
Civil Defense & Disaster Control	165.00	Prior Years Surplus Appropriated	100,000.00	1973 Taxes Cancelled, Abated or Adjusted	
Environmental Inspection & Control	500.00	<b>CAPITAL OUTLAY TOTAL</b>	19,500.00	Transfer to Tax Title Liens or Foreclosed	
Other Public Safety				Balance Outstanding Dec. 31, 1973	62,937.49
<b>PUBLIC WORKS</b>				<b>PRIOR YEARS TAXES OUTSTANDING</b>	
Streets and Drainage	76,741.00	Public Enterprises		Balance January 1, 1973	54,580.53
Sewers and Sewage Processing		Recreation—Culture		Collected in 1973	52,152.06
Garbage and Trash Disposal		Public Works	19,500.00	Cancelled, Abated or Adjusted 1973	
Public Buildings and Grounds	1,000.00	Buildings and Grounds		Transfers to Tax Title Liens or Foreclosed	
Other Public Works		Library and Education		Balance December 31, 1973	2,428.47
<b>HEALTH and WELFARE</b>		Conservation		<b>TAX TITLE LIENS OUTSTANDING</b>	
Health Services Except Environmental	375.00	All Other		Balance January 1, 1973	5,491.38
Welfare-Public Assistance	455.00			Transfers From Taxes	
Hospitals, Clinics, First Aid		<b>CAPITAL DEBT AUTHORIZED, DECEMBER 31, 1973</b>		Redeemed in 1973	
Animal, Insect, & Rodent Control	2,657.89	<b>ISSUED AND UNISSUED GROSS DEBT NET DEBT</b>		Cancelled, Abated or Adjusted (1973)	
Other Welfare Services		School 12,000		Transfers to Foreclosed Property	
<b>RECREATION and CONSERVATION</b>		Self-liquidating 10,000	10,000	Balance December 31, 1973	5,491.38
Beaches and Boardwalks		Other 22,000	10,000	<b>PROPERTY ACQUIRED BY DEED OR FORECLOSURE</b>	
Parks, Playgrounds, Shade Trees		<b>ISSUED AND OUTSTANDING</b>		Balance January 1, 1973	
Land Reclamation & Conservation		School 12,000.00		Transfers From Taxes or Liens	
Other Recreational Services	400.00	Self-Liquidating		Sale for Cash (1973)	
<b>EDUCATION (excluding schools)</b>		Other		Cancelled, Abated or Adjusted (1973)	
Libraries		Total 12,000.00		Balance December 31, 1973	
Other Educational Services		<b>EQUALIZED VALUATION BASIS FOR NET DEBT COMPUTATION</b>	18,774,042.33	<b>CURRENT FINANCES DECEMBER 31, 1973</b>	
<b>STATUTORY EXPENDITURES</b>		<b>REAL PROPERTY VALUATIONS</b>		<b>ASSETS</b>	
Pensions & F. I. C. A.	2,753.66	Code Class # of Parcels % VAL'N		Cash Dec. 31, 1973	117,362.33
Employee Fringe Benefits	811.65	1 Vacant Land 126 8.82	1,308,925.00	Taxes Receivable	65,365.96
Other Statutory Expenditures		2 Residential 292 44.21	5,558,250.00	Tax Title Liens	5,491.38
<b>MUNICIPAL FUNCTIONS TOTAL</b>	112,858.44	3 Farm 283 32.67	4,846,445.00	Foreclosed Property	
<b>CAPITAL IMPROVEMENTS *MEMO*</b>	1,200.00	4a Commercial 56 14.30	2,121,050.00	Emergencies & Other Deferred Charges	6,667.74
<b>DEBT SERVICE</b>		4b Industrial		State Aid Receivable	8,552.87
Principal Payments		4c Apartments		Other Receivables	12,430.27
Interest Payments		Total 757	14,834,670.00	Total	215,870.55
<b>DEFERRED CHARGES</b>	13,033.12	Land Area 23.60 Sq. Miles		<b>LIABILITIES, RESERVES, AND SURPLUS</b>	
<b>SCHOOL, COUNTY, SPECIAL DISTRICT TAXES</b>	551,738.24	Net Valuation Taxable-Municipal	14,908,572.00	Cash Liabilities	19,655.40
<b>RESERVE FOR UNCOLLECTED TAXES</b>	85,313.15	Net Valuation Taxable-County	18,587,188.00	Reserves for Receivables	79,387.34
<b>EMERGENCY EMPLOYMENT ACT OF 1971</b>		State Equalized Valuation	21,514,429.00	Surplus Dec. 31, 1973	116,827.81
<b>EXPENDITURES TOTAL</b>	763,042.95	State Equalization Ratio	69.19	Total	215,870.55

1011

Population 1970 1,460  
 Population 1973 1,490  
 S & P Rating  
 Moody Rating

General Tax Rate Per \$100. 5.13  
 State Equalized Tax Rate 2.58

FRENCHTOWN BOROUGH — HUNTERDON CO.  
 Form of Government:  
 Borough Council  
 Number of Members on Governing Body 6

PER CAPITA: 400.93  
 Gross Debt 36.91  
 Net Debt  
 Debt Service 359.75  
 Total Tax Levy 133.59  
 Municipal Expenditures

PER CENT: 4.47  
 Gross Debt .41  
 Net Debt 88.67  
 Tax Levy Collected  
 Tax Levy Cancelled, Abated or Adjusted .03

EXPENDITURES		REVENUES-REALIZED		1973 PROPERTY TAX	
<b>GENERAL GOVERNMENT</b>				<b>STATE EQUALIZED TAX RATE</b>	
Governing Body & Public Boards		1973 Property Taxes Collected	475,271.51	Local District School Taxes 1.10	199,874.00
Municipal Clerk		1973 Payments in Lieu of Taxes		Regional & Consolidated School Tax 1.00	181,961.16
Financial Administration	1,600.00	Delinquent Tax & Lien Collections	37,791.63	School Taxes in Municipal Budget	
Assessment of Taxes	5,375.00	Business Personalty Replacement Taxes	39,622.22	County Taxes .38	69,953.41
Collection of Taxes	3,000.00	Taxes from Public Utilities	17,812.57	County Library Taxes .02	3,589.10
Planning, Housing & Development	2,500.00	Other Miscellaneous Tax Revenues		Local Municipal Purpose Taxes .43	78,412.04
Human Resources		State Aid Revenues	6,913.89	Veteran & Senior Citizen Taxes .05	9,400.00
Elections	500.00	Federal Aid Revenues		Total Taxes for Rate Computation 2.98	543,189.71
General Administration (other)	16,518.70	State and Local Fiscal Assistance Act Utilized	14,059.50	Special District Taxes	
<b>JUDICIARY</b>		Sale of Acquired Property		Bank Stock Taxes	2,237.96
Municipal Courts	3,200.00	Other Miscellaneous Revenues	20,208.88	Added and Omitted Taxes	
<b>PUBLIC SAFETY</b>		Other Revenues, Revenue Sharing Tax Effort	7,114.34	Total Taxes Levied - ABSTRACT	536,027.67
Fire Protection	9,000.00	Total	618,794.54	Total Taxes Billed	536,027.67
Police Protection	25,300.00	Prior Years Surplus Appropriated	40,000.00	1973 TAXES COLLECTED	475,271.51
Civil Defense & Disaster Control		REVENUES TOTAL	658,794.54	1973 Taxes Cancelled, Abated or Adjusted	160.00
Environmental Inspection & Control	1,700.00			Transfer to Tax Title Liens or Foreclosed	
Other Public Safety		CAPITAL OUTLAY TOTAL	11,664.29	Balance Outstanding Dec. 31, 1973	60,596.16
<b>PUBLIC WORKS</b>				<b>PRIOR YEARS TAXES OUTSTANDING</b>	
Streets and Drainage	33,700.00	Public Enterprises		Balance January 1, 1973	38,884.18
Sewers and Sewage Processing		Recreation—Culture		Collected in 1973	37,791.63
Garbage and Trash Disposal	14,400.00	Public Works		Cancelled, Abated or Adjusted 1973	
Public Buildings and Grounds	3,700.00	Buildings and Grounds	11,664.29	Transfers to Tax Title Liens or Foreclosed	
Other Public Works		Library and Education		Balance December 31, 1973	1,092.55
<b>HEALTH and WELFARE</b>		Conservation		<b>TAX TITLE LIENS OUTSTANDING</b>	
Health Services Except Environmental	2,350.00	All Other		Balance January 1, 1973	
Welfare-Public Assistance	500.00			Transfers From Taxes	
Hospitals, Clinics, First Aid		CAPITAL DEBT AUTHORIZED, DECEMBER 31, 1973		Redeemed in 1973	
Animal, Insect, & Rodent Control		ISSUED AND UNISSUED		Cancelled, Abated or Adjusted (1973)	
Other Welfare Services		School 58,387		Transfers to Foreclosed Property	
<b>RECREATION and CONSERVATION</b>		Self-Liquidating 484,000		Balance December 31, 1973	
Beaches and Boardwalks		Other 55,000	55,000	<b>PROPERTY ACQUIRED BY DEED OR</b>	
Parks, Playgrounds, Shade Trees	2,425.00	Total 597,387	55,000	<b>FORECLOSURE</b>	
Land Reclamation & Conservation				Balance January 1, 1973	
Other Recreational Services	600.00	ISSUED AND OUTSTANDING		Transfers From Taxes or Liens	
<b>EDUCATION (excluding schools)</b>		School 51,735.68		Sale for Cash (1973)	
Libraries	1,800.00	Self-Liquidating 484,000.00		Cancelled, Abated or Adjusted (1973)	
Other Educational Services		Other		Balance December 31, 1973	
<b>STATUTORY EXPENDITURES</b>		Total 535,735.68		<b>CURRENT FINANCES DECEMBER 31, 1973</b>	
Pensions & F. I. C. A.	4,561.30	EQUALIZED VALUATION BASIS		<b>ASSETS</b>	
Employee Fringe Benefits		FOR NET DEBT COMPUTATION	13,374,824.00	Cash Dec. 31, 1973	209,985.75
Other Statutory Expenditures		<b>REAL PROPERTY VALUATIONS</b>		Taxes Receivable	61,688.71
<b>MUNICIPAL FUNCTIONS</b>		Code Class # of Parcels % VAL'N		Tax Title Liens	
CAPITAL IMPROVEMENTS *MEMU*	33,000.00	1 Vacant Land 48 1.37	139,676.00	Foreclosed Property	
<b>DEBT SERVICE</b>		2 Residential 393 73.93	7,533,480.00	Emergencies & Other Deferred Charges	4,120.00
Principal Payments		3 Farm		State Aid Receivable	15,000.00
Interest Payments		4a Commercial 44 15.22	1,551,100.00	Other Receivables	308.09
<b>DEFERRED CHARGES</b>		4b Industrial 7 9.14	931,100.00	Total	291,102.55
SCHOOL, COUNTY, SPECIAL DISTRICT TAXES	1,240.00	4c Apartments 1 .34	34,200.00	<b>LIABILITIES, RESERVES, AND SURPLUS</b>	
RESERVE FOR UNCOLLECTED TAXES	455,377.67	Total 493	10,189,556.00	Cash Liabilities	162,819.64
EMERGENCY EMPLOYMENT ACT OF 1971	65,080.00	Land Area 1.10 Sq. Miles		Reserves for Receivables	61,996.80
<b>EXPENDITURES TOTAL</b>	654,427.67	Net Valuation Taxable-Municipal	10,606,692.00	Surplus Dec. 31, 1973	66,286.11
		Net Valuation Taxable-County	15,298,351.00	Total	291,102.55
		State Equalized Valuation	17,930,137.00		
		State Equalization Ratio	58.19		

0111

Population 1970 8,295  
 Population 1973 8,580  
 S & P Rating  
 Moody Rating

General Tax Rate Per \$100. 5.50  
 State Equalized Tax Rate 3.19

## GALLOWAY TOWNSHIP — ATLANTIC CO.

Form of Government:

Township Committee

Number of Members on Governing Body 5

PER CAPITA:

Gross Debt 116.46  
 Net Debt .47  
 Debt Service .50  
 Total Tax Levy 293.93  
 Municipal Expenditures 119.70

PER CENT:

Gross Debt 1.58  
 Net Debt .01  
 Tax Levy Collected 92.11  
 Tax Levy Cancelled, Abated or Adjusted .32

EXPENDITURES		REVENUES-REALIZED		1973 PROPERTY TAX	
<b>GENERAL GOVERNMENT</b>				<b>STATE EQUALIZED TAX RATE</b>	
Governing Body & Public Boards		1973 Property Taxes Collected	2,326,328.98	Local District School Taxes 1.24	976,017.00
Municipal Clerk		1973 Payments in Lieu of Taxes		Regional & Consolidated School Tax .84	664,115.79
Financial Administration	2,425.00	Delinquent Tax & Lien Collections	159,610.95	School Taxes in Municipal Budget	
Assessment of Taxes	25,300.00	Business Personalty Replacement Taxes	88,495.68	County Taxes .72	571,723.90
Collection of Taxes	26,600.00	Taxes from Public Utilities	217,627.80	County Library Taxes .01	11,011.34
Planning, Housing & Development	8,310.00	Other Miscellaneous Tax Revenues		Local Municipal Purpose Taxes .30	239,513.31
Human Resources		State Aid Revenues	49,119.79	Veteran & Senior Citizen Taxes .07	55,680.00
Elections	1,500.00	Federal Aid Revenues	26,431.48	Total Taxes for Rate Computation 3.18	2,518,061.34
General Administration (other)	102,385.00	State and Local Fiscal Assistance Act Utilized	57,032.50	Special District Taxes	
<b>JUDICIARY</b>		Sale of Acquired Property		Bank Stock Taxes	2,486.69
Municipal Courts	25,500.00	Other Miscellaneous Revenues	138,295.37	Added and Omitted Taxes	57,023.87
<b>PUBLIC SAFETY</b>		Other Revenues, Revenue Sharing Tax Effort	43,626.29	Total Taxes Levied - ABSTRACT	2,521,891.90
Fire Protection	28,000.00	Total	3,106,568.84	Total Taxes Billed	2,525,516.22
Police Protection	189,800.00	Prior Years Surplus Appropriated	300,000.00	1973 TAXES COLLECTED	2,326,328.98
Civil Defense & Disaster Control	2,500.00	REVENUES TOTAL	3,406,568.84	1973 Taxes Cancelled, Abated or Adjusted	7,996.19
Environmental Inspection & Control	9,575.00	CAPITAL OUTLAY TOTAL	12,520.00	Transfer to Tax Title Liens or Foreclosed	15,149.25
Other Public Safety				Balance Outstanding Dec. 31, 1973	176,041.80
<b>PUBLIC WORKS</b>				<b>PRIOR YEARS TAXES OUTSTANDING</b>	
Streets and Drainage	227,872.50	Public Enterprises		Balance January 1, 1973	161,984.95
Sewers and Sewage Processing	3,400.00	Recreation—Culture		Collected in 1973	154,513.32
Garbage and Trash Disposal		Public Works	2,522.00	Cancelled, Abated or Adjusted 1973	
Public Buildings and Grounds	11,800.00	Buildings and Grounds	9,998.00	Transfers to Tax Title Liens or Foreclosed	
Other Public Works		Library and Education		Balance December 31, 1973	7,471.63
<b>HEALTH and WELFARE</b>		Conservation		<b>TAX TITLE LIENS OUTSTANDING</b>	
Health Services Except Environmental	900.00	All Other		Balance January 1, 1973	20,190.55
Welfare-Public Assistance	4,980.00			Transfers From Taxes	15,149.25
Hospitals, Clinics, First Aid	3,000.00			Redeemed in 1973	5,097.63
Animal, Insect, & Rodent Control	4,400.00			Cancelled, Abated or Adjusted (1973)	
Other Welfare Services				Transfers to Foreclosed Property	
<b>RECREATION and CONSERVATION</b>				Balance December 31, 1973	30,242.17
Beaches and Boardwalks				<b>PROPERTY ACQUIRED BY DEED OR FORECLOSURE</b>	
Parks, Playgrounds, Shade Trees	5,320.00			Balance January 1, 1973	173,526.25
Land Reclamation & Conservation				Transfers From Taxes or Liens	
Other Recreational Services	50.00			Sale for Cash (1973)	
<b>EDUCATION (excluding schools)</b>				Cancelled, Abated or Adjusted (1973)	
Libraries	4,000.00			Balance December 31, 1973	173,526.25
Other Educational Services				<b>CURRENT FINANCES DECEMBER 31, 1973</b>	
<b>STATUTORY EXPENDITURES</b>				ASSETS	
Pensions & F. I. C. A.	37,500.00			Cash Dec. 31, 1973	982,176.89
Employee Fringe Benefits				Taxes Receivable	183,513.43
Other Statutory Expenditures				Tax Title Liens	30,242.17
<b>MUNICIPAL FUNCTIONS</b>				Foreclosed Property	173,526.25
CAPITAL IMPROVEMENTS * ME MO*	76,832.50			Emergencies & Other Deferred Charges	93,760.00
<b>DEBT SERVICE</b>				State Aid Receivable	21,000.00
Principal Payments	4,000.00			Other Receivables	23,095.58
Interest Payments	320.00			Total	1,507,314.32
<b>DEFERRED CHARGES</b>				<b>LIABILITIES, RESERVES, AND SURPLUS</b>	
SCHOOL, COUNTY, SPECIAL DISTRICT TAXES	36,452.25			Cash Liabilities	441,722.64
RESERVE FOR UNCOLLECTED TAXES	2,222,868.03			Reserves for Receivables	410,377.43
EMERGENCY EMPLOYMENT ACT OF 1971	240,067.25			Surplus Dec. 31, 1973	655,214.25
<b>EXPENDITURES TOTAL</b>	3,245,859.83			Total	1,507,314.32

0221

Population 1970 **30,855**  
 Population 1973 **31,360**  
 S & P Rating **BBB**  
 Moody Rating **BAA**

General Tax Rate Per \$100 **2.27**  
 State Equalized Tax Rate **2.20**

## GARFIELD CITY — BERGEN CO.

Form of Government:

Council-Manager (1923)

Number of Members on Governing Body 5

PER CAPITA: **109.93**  
 Gross Debt **42.62**  
 Net Debt **14.90**  
 Debt Service **174.94**  
 Total Tax Levy **115.06**  
 Municipal Expenditures

PER CENT: **1.53**  
 Gross Debt **.59**  
 Net Debt **97.27**  
 Tax Levy Collected  
 Tax Levy Cancelled, Abated or Adjusted **.52**

EXPENDITURES		REVENUES-REALIZED		1973 PROPERTY TAX	
GENERAL GOVERNMENT				STATE EQUALIZED TAX RATE — <b>1.14</b>	
Governing Body & Public Boards	11,400.00	1973 Property Taxes Collected		Local District School Taxes	2,920,904.50
Municipal Clerk	39,600.00	5,363,674.90		Regional & Consolidated School Tax	
Financial Administration	21,600.00	1973 Payments in Lieu of Taxes		School Taxes in Municipal Budget	.09 231,823.25
Assessment of Taxes	22,700.00	91,754.04		County Taxes	.36 919,230.63
Collection of Taxes	40,120.00	Delinquent Tax & Lien Collections		County Library Taxes	
Planning, Housing & Development	5,800.00	Business Personalty Replacement Taxes		Local Municipal Purpose Taxes	.53 1,366,021.70
Human Resources		Taxes from Public Utilities		Veteran & Senior Citizen Taxes	.07 174,570.00
Elections	5,000.00	Other Miscellaneous Tax Revenues		Total Taxes for Rate Computation	2.19 5,612,550.08
General Administration (other)	200,860.00	State Aid Revenues		Special District Taxes	
JUDICIARY		Federal Aid Revenues		Bank Stock Taxes	17,893.23
Municipal Courts	28,775.00	State and Local Fiscal Assistance Act Utilized		Added and Omitted Taxes	30,337.29
PUBLIC SAFETY		Sale of Acquired Property		Total Taxes Levied - ABSTRACT	5,486,210.60
Fire Protection	72,653.00	Other Miscellaneous Revenues		Total Taxes Billed	5,514,469.16
Police Protection	669,089.00	Other Revenues, Revenue Sharing Tax Effort		1973 TAXES COLLECTED	5,363,674.90
Civil Defense & Disaster Control	1,100.00	Prior Years Surplus Appropriated		1973 Taxes Cancelled, Abated or Adjusted	28,547.50
Environmental Inspection & Control	16,125.00	REVENUES TOTAL		Transfer to Tax Title Liens or Foreclosed	5,184.62
Other Public Safety		CAPITAL OUTLAY TOTAL		Balance Outstanding Dec. 31, 1973	117,062.14
PUBLIC WORKS		30,990.28		PRIOR YEARS TAXES OUTSTANDING	
Streets and Drainage	226,600.00	Public Enterprises		Balance January 1, 1973	109,902.45
Sewers and Sewage Processing	295,553.70	Recreation—Culture		Collected in 1973	89,405.13
Garbage and Trash Disposal	293,610.00	Public Works		Cancelled, Abated or Adjusted 1973	
Public Buildings and Grounds	70,690.00	Buildings and Grounds		Transfers to Tax Title Liens or Foreclosed	
Other Public Works		Library and Education		Balance December 31, 1973	20,497.32
HEALTH and WELFARE		Conservation		TAX TITLE LIENS OUTSTANDING	
Health Services Except Environmental	60,900.00	All Other		Balance January 1, 1973	23,040.22
Welfare-Public Assistance	20,700.00	CAPITAL DEBT AUTHORIZED, DECEMBER 31, 1973		Transfers From Taxes	
Hospitals, Clinics, First Aid		ISSUED AND UNISSUED GROSS DEBT NET DEBT		Redeemed in 1973	2,348.91
Animal, Insect, & Rodent Control		School 1,768,822		Cancelled, Abated or Adjusted (1973)	
Other Welfare Services		Self-liquidating 385,100		Transfers to Foreclosed Property	
RECREATION and CONSERVATION		Other 1,293,385		Balance December 31, 1973	20,691.31
Beaches and Boardwalks		Total 3,447,307		PROPERTY ACQUIRED BY DEED OR FORECLOSURE	
Parks, Playgrounds, Shade Trees	82,068.65	ISSUED AND OUTSTANDING		Balance January 1, 1973	106,970.00
Land Reclamation & Conservation		School 1,566,000.00		Transfers From Taxes or Liens	
Other Recreational Services	6,000.00	Self-Liquidating 330,000.00		Sale for Cash (1973)	
EDUCATION (excluding schools)		Other 945,750.00		Cancelled, Abated or Adjusted (1973)	
Libraries	92,500.00	Total 2,841,750.00		Balance December 31, 1973	106,970.00
Other Educational Services		EQUALIZED VALUATION BASIS		CURRENT FINANCES DECEMBER 31, 1973	
STATUTORY EXPENDITURES		FOR NET DEBT COMPUTATION		ASSETS	
Pensions & F. I. C. A.	215,982.71	REAL PROPERTY VALUATIONS		Cash Dec. 31, 1973	667,576.83
Employee Fringe Benefits	8,000.00	Code Class # of Parcels % VAL'N		Taxes Receivable	137,559.46
Other Statutory Expenditures		ASSESSED VALUATION		Tax Title Liens	20,691.31
MUNICIPAL FUNCTIONS TOTAL	2,507,427.06	1 Vacant Land 434 2.09		Foreclosed Property	106,970.00
CAPITAL IMPROVEMENTS *MEMO*	16,500.00	2 Residential 5225 69.62		Emergencies & Other Deferred Charges	191,492.00
DEBT SERVICE		3 Farm		State Aid Receivable	38,595.36
Principal Payments	346,000.00	4a Commercial 469 10.44		Other Receivables	25,017.19
Interest Payments	121,180.25	4b Industrial 82 14.58		Total	1,187,902.15
TYPE I SCHL DEBT *MEMO	267,501.25	4c Apartments 97 3.27		LIABILITIES, RESERVES, AND SURPLUS	
DEFERRED CHARGES	167,094.68	Total 6307		Cash Liabilities	710,473.80
SCHOOL, COUNTY, SPECIAL DISTRICT TAXES	4,071,958.38	Land Area 2.10 Sq. Miles		Reserves for Receivables	290,237.96
RESERVE FOR UNCOLLECTED TAXES	108,732.85	Net Valuation Taxable-Municipal		Surplus Dec. 31, 1973	187,190.39
EMERGENCY EMPLOYMENT ACT OF 1971	357,808.00	Net Valuation Taxable-County		Total	1,187,902.15
EXPENDITURES TOTAL	7,680,201.22	State Equalized Valuation			
		State Equalization Ratio			

1971/3000

\* ABOVE DEBT SERVICE INCLUDES TYPE I SCHOOL DEBT

2006

Population 1970 5,270  
 Population 1973 5,330  
 S & P Rating  
 Moody Rating

General Tax Rate Per \$100. 4.70  
 State Equalized Tax Rate 2.88

## GARWOOD BOROUGH — UNION CO.

Form of Government:

Borough Council

Number of Members on Governing Body 6

PER CAPITA:

Gross Debt 161.12  
 Net Debt 64.99  
 Debt Service 5.53  
 Total Tax Levy 291.99  
 Municipal Expenditures 178.14

PER CENT:

Gross Debt 1.76  
 Net Debt .71  
 Tax Levy Collected 98.88  
 Tax Levy Cancelled, Abated or Adjusted .07

EXPENDITURES		REVENUES-REALIZED		1973 PROPERTY TAX	
<b>GENERAL GOVERNMENT</b>				<b>STATE EQUALIZED TAX RATE</b> 1.06	
Governing Body & Public Boards		1973 Property Taxes Collected	1,538,845.70	Local District School Taxes	583,938.00
Municipal Clerk		1973 Payments in Lieu of Taxes	4,129.00	Regional & Consolidated School Tax	454,993.73
Financial Administration	5,050.00	Delinquent Tax & Lien Collections	23,972.91	School Taxes in Municipal Budget	
Assessment of Taxes	34,500.00	Business Personalty Replacement Taxes	203,545.76	County Taxes	265,719.10
Collection of Taxes	9,300.00	Taxes from Public Utilities	90,392.80	County Library Taxes	
Planning, Housing & Development	800.00	Other Miscellaneous Tax Revenues		Local Municipal Purpose Taxes	237,282.55
Human Resources		State Aid Revenues	22,211.96	Veteran & Senior Citizen Taxes	37,550.00
Elections	1,500.00	Federal Aid Revenues		Total Taxes for Rate Computation	1,583,483.38
General Administration (other)	77,700.00	State and Local Fiscal Assistance Act Utilized	47,134.00	Special District Taxes	
<b>JUDICIARY</b>		Sale of Acquired Property	134,767.25	Bank Stock Taxes	1,799.12
Municipal Courts	8,850.00	Other Miscellaneous Revenues	19,338.06	Added and Omitted Taxes	8,588.69
<b>PUBLIC SAFETY</b>		Other Revenues, Revenue Sharing Tax Effort	2,084,337.44	Total Taxes Levied - ABSTRACT	1,556,321.19
Fire Protection	41,025.00	<b>TOTAL</b>	2,299,337.44	Total Taxes Billed	1,538,845.70
Police Protection	234,150.00	Prior Years Surplus Appropriated	215,000.00	1973 TAXES COLLECTED	
Civil Defense & Disaster Control	2,500.00	<b>REVENUES</b>		1973 Taxes Cancelled, Abated or Adjusted	1,044.70
Environmental Inspection & Control	2,750.00	<b>CAPITAL OUTLAY</b>	75,978.19	Transfer to Tax Title Liens or Foreclosed	122.20
Other Public Safety		Public Enterprises		Balance Outstanding Dec. 31, 1973	16,308.59
<b>PUBLIC WORKS</b>		Recreation—Culture	324.83	<b>PRIOR YEARS TAXES OUTSTANDING</b>	
Streets and Drainage	205,784.00	Public Works	67,427.98	Balance January 1, 1973	62,074.02
Sewers and Sewage Processing	84,166.00	Buildings and Grounds	8,225.38	Collected in 1973	23,572.91
Garbage and Trash Disposal		Library and Education		Cancelled, Abated or Adjusted 1973	36,504.25
Public Buildings and Grounds	17,700.00	Conservation		Transfers to Tax Title Liens or Foreclosed	
Other Public Works		All Other		Balance December 31, 1973	1,596.86
<b>HEALTH and WELFARE</b>		<b>CAPITAL DEBT AUTHORIZED, DECEMBER 31, 1973</b>		<b>TAX TITLE LIENS OUTSTANDING</b>	
Health Services Except Environmental	10,400.00	ISSUED AND UNISSUED		Balance January 1, 1973	1,524.15
Welfare-Public Assistance	1,150.00	School	512,359	Transfers From Taxes	122.20
Hospitals, Clinics, First Aid		Self-liquidating		Redeemed in 1973	
Animal, Insect, & Rodent Control		Other	346,400	Cancelled, Abated or Adjusted (1973)	
Other Welfare Services		<b>Total</b>	858,759	Transfers to Foreclosed Property	
<b>RECREATION and CONSERVATION</b>		<b>ISSUED AND OUTSTANDING</b>		Balance December 31, 1973	1,646.35
Beaches and Boardwalks		School	512,359.56	<b>PROPERTY ACQUIRED BY DEED OR FORECLOSURE</b>	
Parks, Playgrounds, Shade Trees	6,500.00	Self-Liquidating		Balance January 1, 1973	28,884.00
Land Reclamation & Conservation		Other	346,000.00	Transfers From Taxes or Liens	
Other Recreational Services	12,000.00	<b>Total</b>	858,359.56	Sale for Cash (1973)	
<b>EDUCATION (excluding schools)</b>		<b>EQUALIZED VALUATION BASIS</b>		Cancelled, Abated or Adjusted (1973)	
Libraries	4,000.00	<b>FOR NET DEBT COMPUTATION</b>	48,716,313.67	Balance December 31, 1973	28,884.00
Other Educational Services		<b>REAL PROPERTY VALUATIONS</b>		<b>CURRENT FINANCES DECEMBER 31, 1973</b>	
<b>STATUTORY EXPENDITURES</b>		Code Class # of Parcels % VAL'N		<b>ASSETS</b>	
Pensions & F. I. C. A.	48,600.00	1 Vacant Land 64 .45	152,200.00	Cash Dec. 31, 1973	416,586.68
Employee Fringe Benefits	16,000.00	2 Residential 1186 62.47	20,928,820.00	Taxes Receivable	17,905.45
Other Statutory Expenditures		3 Farm		Tax Title Liens	1,646.35
<b>MUNICIPAL FUNCTIONS</b>		4a Commercial 113 15.93	5,336,420.00	Foreclosed Property	28,884.00
<b>CAPITAL IMPROVEMENTS</b>		4b Industrial 43 18.09	6,060,500.00	Emergencies & Other Deferred Charges	28,100.00
<b>DEBT SERVICE</b>		4c Apartments 30 3.05	1,021,900.00	State Aid Receivable	4,709.56
Principal Payments	8,000.00	<b>Total</b>	33,495,840.00	Other Receivables	1,462.97
Interest Payments	21,500.00	Land Area .70 Sq. Miles		<b>Total</b>	459,695.01
<b>DEFERRED CHARGES</b>		Net Valuation Taxable-Municipal	33,712,140.00	<b>LIABILITIES, RESERVES, AND SURPLUS</b>	
SCHOOL, COUNTY, SPECIAL DISTRICT TAXES	1,308,650.83	Net Valuation Taxable-County	56,251,632.00	Cash Liabilities	127,609.54
RESERVE FOR UNCOLLECTED TAXES	94,005.52	State Equalized Valuation	54,809,762.00	Reserves for Receivables	49,898.77
EMERGENCY EMPLOYMENT ACT OF 1971		State Equalization Ratio	61.38	Surplus Dec. 31, 1973	322,186.70
<b>EXPENDITURES</b>				<b>Total</b>	459,695.01
<b>TOTAL</b>	2,258,131.35				

0413

Population 1970 2,640  
 Population 1973 2,680  
 S & P Rating  
 Moody Rating

General Tax Rate Per \$100. 6.68  
 State Equalized Tax Rate 3.74

## GIBBSBORO BOROUGH — CAMDEN CO.

Form of Government:  
 Borough Council  
 Number of Members on Governing Body 6

PER CAPITA:  
 Gross Debt 296.20  
 Net Debt 14.92  
 Debt Service 1.57  
 Total Tax Levy 273.79  
 Municipal Expenditures 103.72

PER CENT:  
 Gross Debt 4.66  
 Net Debt .23  
 Tax Levy Collected 96.66  
 Tax Levy Cancelled, Abated or Adjusted .08

EXPENDITURES		REVENUES-REALIZED		1973 PROPERTY TAX	
<b>GENERAL GOVERNMENT</b>				<b>STATE EQUALIZED TAX RATE</b>	
Governing Body & Public Boards		1973 Property Taxes Collected	710,539.26	Local District School Taxes 1.34	266,785.80
Municipal Clerk		1973 Payments in Lieu of Taxes		Regional & Consolidated School Tax 1.14	228,510.82
Financial Administration	6,985.00	Delinquent Tax & Lien Collections	21,263.01	School Taxes in Municipal Budget	
Assessment of Taxes	2,801.00	Business Personalty Replacement Taxes	51,187.96	County Taxes .91	181,847.92
Collection of Taxes	3,665.00	Taxes from Public Utilities	52,016.14	County Library Taxes .03	5,506.47
Planning, Housing & Development	2,100.00	Other Miscellaneous Tax Revenues		Local Municipal Purpose Taxes .25	50,377.28
Human Resources	250.00	State Aid Revenues	30,442.02	Veteran & Senior Citizen Taxes .07	14,690.00
Elections	710.00	Federal Aid Revenues		Total Taxes for Rate Computation 3.74	747,718.29
General Administration (other)	35,265.04	State and Local Fiscal Assistance Act Utilized	17,207.75	Special District Taxes	
<b>JUDICIARY</b>		Sale of Acquired Property	1,550.00	Bank Stock Taxes	722.72
Municipal Courts	2,535.00	Other Miscellaneous Revenues	19,958.47	Added and Omitted Taxes	
<b>PUBLIC SAFETY</b>		Other Revenues, Revenue Sharing Tax Effort	5,951.92	Total Taxes Levied - ABSTRACT	733,751.01
Fire Protection	8,289.00	Total	910,116.53	Total Taxes Billed	710,539.26
Police Protection	26,763.08	Prior Years Surplus Appropriated	71,000.00	<b>1973 TAXES COLLECTED</b>	
Civil Defense & Disaster Control	400.00	REVENUES TOTAL	981,116.53	1973 Taxes Cancelled, Abated or Adjusted	616.79
Environmental Inspection & Control	1,604.00			Transfer to Tax Title Liens or Foreclosed	40.10
Other Public Safety		<b>CAPITAL OUTLAY</b>	23,565.27	Balance Outstanding Dec. 31, 1973	23,870.57
<b>PUBLIC WORKS</b>				<b>PRIOR YEARS TAXES OUTSTANDING</b>	
Streets and Drainage	68,417.00	Public Enterprises		Balance January 1, 1973	21,795.93
Sewers and Sewage Processing	25.00	Recreation—Culture		Collected in 1973	21,263.01
Garbage and Trash Disposal	18,860.00	Public Works	23,565.27	Cancelled, Abated or Adjusted 1973	
Public Buildings and Grounds	17,960.00	Buildings and Grounds		Transfers to Tax Title Liens or Foreclosed	
Other Public Works		Library and Education		Balance December 31, 1973	532.92
<b>HEALTH and WELFARE</b>		Conservation		<b>TAX TITLE LIENS OUTSTANDING</b>	
Health Services Except Environmental	500.00	All Other		Balance January 1, 1973	250.67
Welfare-Public Assistance	3,073.00			Transfers From Taxes	40.10
Hospitals, Clinics, First Aid		<b>CAPITAL DEBT AUTHORIZED, DECEMBER 31, 1973</b>		Redeemed in 1973	
Animal, Insect, & Rodent Control	150.00	<b>ISSUED AND UNISSUED</b>		Cancelled, Abated or Adjusted (1973)	
Other Welfare Services		<b>GROSS DEBT</b>		Transfers to Foreclosed Property	
<b>RECREATION and CONSERVATION</b>		School	753,839	Balance December 31, 1973	290.77
Beaches and Boardwalks		Self-liquidating	39,972	<b>PROPERTY ACQUIRED BY DEED OR FORECLOSURE</b>	
Parks, Playgrounds, Shade Trees	2,989.00	Other	39,972	Balance January 1, 1973	13,956.00
Land Reclamation & Conservation	650.00	Total	793,812	Transfers From Taxes or Liens	
Other Recreational Services	5,927.00			Sale for Cash (1973)	1,550.00
<b>EDUCATION (excluding schools)</b>		<b>ISSUED AND OUTSTANDING</b>		Cancelled, Abated or Adjusted (1973)	
Libraries	4,185.00	School	334,629.73	Balance December 31, 1973	12,406.00
Other Educational Services		Self-Liquidating	36,600.00	<b>CURRENT FINANCES DECEMBER 31, 1973</b>	
<b>STATUTORY EXPENDITURES</b>		Other	371,229.73	<b>ASSETS</b>	
Pensions & F. I. C. A.	3,894.00	<b>EQUALIZED VALUATION BASIS</b>		Cash Dec. 31, 1973	230,935.99
Employee Fringe Benefits		<b>FOR NET DEBT COMPUTATION</b>	17,032,326.00	Taxes Receivable	24,403.49
Other Statutory Expenditures		<b>REAL PROPERTY VALUATIONS</b>		Tax Title Liens	290.77
<b>MUNICIPAL FUNCTIONS</b>	218,002.12	<b>Code Class # of Parcels % VAL'N</b>		Foreclosed Property	12,406.00
<b>CAPITAL IMPROVEMENTS</b>	48,660.00	1 Vacant Land 174 6.63	728,100.00	Emergencies & Other Deferred Charges	2,610.77
<b>DEBT SERVICE</b>		2 Residential 647 73.95	8,123,750.00	State Aid Receivable	25,160.33
Principal Payments	3,400.00	3 Farm 1 .15	16,100.00	Other Receivables	32,693.57
Interest Payments	800.00	4a Commercial 24 6.40	702,600.00	Total	328,500.92
<b>DEFERRED CHARGES</b>	7,313.58	4b Industrial 5 12.68	1,393,300.00	<b>LIABILITIES, RESERVES, AND SURPLUS</b>	
<b>SCHOOL, COUNTY, SPECIAL DISTRICT TAXES</b>	682,651.01	4c Apartments 1 .20	22,000.00	Cash Liabilities	175,750.83
<b>RESERVE FOR UNCOLLECTED TAXES</b>	48,447.42	Total 352	10,985,850.00	Reserves for Receivables	69,793.83
<b>EMERGENCY EMPLOYMENT ACT OF 1971</b>		Land Area 2.16 Sq. Miles		Surplus Dec. 31, 1973	82,956.26
<b>EXPENDITURES TOTAL</b>	960,614.13	Net Valuation Taxable-Municipal	11,184,042.00	Total	328,500.92
		Net Valuation Taxable-County	18,182,654.00		
		State Equalized Valuation	19,812,279.00		
		State Equalization Ratio	56.01		

0806

Population 1970 12,970  
 Population 1973 13,735  
 S & P Rating  
 Moody Rating

General Tax Rate Per \$100. 5.17  
 State Equalized Tax Rate 4.03

## GLASSBORO BOROUGH — GLOUCESTER CO.

Form of Government:  
 Borough Council  
 Number of Members on Governing Body 6

PER CAPITA:  
 Gross Debt 293.99  
 Net Debt 26.43  
 Debt Service 4.82  
 Total Tax Levy 297.50  
 Municipal Expenditures 146.24

PER CENT:  
 Gross Debt 4.77  
 Net Debt .43  
 Tax Levy Collected 95.24  
 Tax Levy Cancelled, Abated or Adjusted .45

EXPENDITURES		REVENUES-REALIZED		1973 PROPERTY TAX	
<b>GENERAL GOVERNMENT</b>				<b>STATE EQUALIZED TAX RATE</b>	
Governing Body & Public Boards	10,700.00	1973 Property Taxes Collected	3,891,608.43	Local District School Taxes 2.70	2,712,388.00
Municipal Clerk	22,900.00	1973 Payments in Lieu of Taxes	24,804.05	Regional & Consolidated School Tax	
Financial Administration	9,350.00	Delinquent Tax & Lien Collections	280,380.74	School Taxes in Municipal Budget	
Assessment of Taxes	25,400.00	Business Personalty Replacement Taxes	162,216.00	County Taxes .58	582,115.50
Collection of Taxes	33,504.00	Taxes from Public Utilities	381,334.93	County Library Taxes	
Planning, Housing & Development	19,575.00	Other Miscellaneous Tax Revenues		Local Municipal Purpose Taxes .68	685,427.54
Human Resources		State Aid Revenues	69,211.33	Veteran & Senior Citizen Taxes .06	63,080.00
Elections	6,000.00	Federal Aid Revenues		Total Taxes for Rate Computation 4.02	4,043,011.04
General Administration (other)	108,400.00	State and Local Fiscal Assistance Act Utilized	235,834.00	Special District Taxes	
<b>JUDICIARY</b>		Sale of Acquired Property	41,705.00	Bank Stock Taxes	4,572.46
Municipal Courts	20,000.00	Other Miscellaneous Revenues	135,185.67	Added and Omitted Taxes	101,708.03
<b>PUBLIC SAFETY</b>		Other Revenues, Revenue Sharing Tax Effort	64,973.03	Total Taxes Levied - ABSTRACT	4,086,211.53
Fire Protection	31,300.00	Total	5,287,253.18	Total Taxes Billed	4,086,211.53
Police Protection	351,757.00	Prior Years Surplus Appropriated	287,264.08	1973 TAXES COLLECTED	3,891,608.43
Civil Defense & Disaster Control	3,500.00	<b>REVENUES TOTAL</b>	<b>5,574,517.26</b>	1973 Taxes Cancelled, Abated or Adjusted	18,537.03
Environmental Inspection & Control	10,225.00	<b>CAPITAL OUTLAY TOTAL</b>	<b>305,474.25</b>	Transfer to Tax Title Liens or Foreclosed	30,719.59
Other Public Safety		Public Enterprises	303,318.05	Balance Outstanding Dec. 31, 1973	145,346.48
<b>PUBLIC WORKS</b>		Recreation—Culture		<b>PRIOR YEARS TAXES OUTSTANDING</b>	
Streets and Drainage	452,900.00	Public Works		Balance January 1, 1973	285,006.37
Sewers and Sewage Processing		Buildings and Grounds	2,156.20	Collected in 1973	258,091.26
Garbage and Trash Disposal	98,443.00	Library and Education		Cancelled, Abated or Adjusted 1973	3,441.82
Public Buildings and Grounds	61,400.00	Conservation		Transfers to Tax Title Liens or Foreclosed	10,017.38
Other Public Works		All Other		Balance December 31, 1973	13,455.91
<b>HEALTH and WELFARE</b>		<b>CAPITAL DEBT AUTHORIZED, DECEMBER 31, 1973</b>		<b>TAX TITLE LIENS OUTSTANDING</b>	
Health Services Except Environmental	24,371.00	ISSUED AND UNISSUED		Balance January 1, 1973	74,427.90
Welfare-Public Assistance	5,200.00	School	3,315,000	Transfers From Taxes	42,087.69
Hospitals, Clinics, First Aid		Self-liquidating	360,000	Redeemed in 1973	22,289.48
Animal, Insect, & Rodent Control		Other	362,975	Cancelled, Abated or Adjusted (1973)	25,723.89
Other Welfare Services		Total	4,037,975	Transfers to Foreclosed Property	141.19
<b>RECREATION and CONSERVATION</b>		<b>ISSUED AND OUTSTANDING</b>		Balance December 31, 1973	68,361.03
Beaches and Boardwalks		School	3,315,000.00	<b>PROPERTY ACQUIRED BY DEED OR FORECLOSURE</b>	
Parks, Playgrounds, Shade Trees	61,250.00	Self-Liquidating	360,000.00	Balance January 1, 1973	233,869.45
Land Reclamation & Conservation		Other	361,675.00	Transfers From Taxes or Liens	239.89
Other Recreational Services	6,500.00	Total	4,036,675.00	Sale for Cash (1973)	41,705.00
<b>EDUCATION (excluding schools)</b>		<b>EQUALIZED VALUATION BASIS FOR NET DEBT COMPUTATION</b>	<b>84,598,036.33</b>	Cancelled, Abated or Adjusted (1973)	14,400.00
Libraries	33,900.00	<b>REAL PROPERTY VALUATIONS</b>		Balance December 31, 1973	178,004.34
Other Educational Services		Code Class # of Parcels % VAL'N	ASSESSED VALUATION	<b>CURRENT FINANCES DECEMBER 31, 1973</b>	
<b>STATUTORY EXPENDITURES</b>		1 Vacant Land 784 3.19	2,415,700.00	ASSETS	
Pensions & F. I. C. A.	70,400.00	2 Residential 2607 55.25	41,812,500.00	Cash Dec. 31, 1973	1,050,515.49
Employee Fringe Benefits	27,100.00	3 Farm 102 2.80	2,119,400.00	Taxes Receivable	158,802.39
Other Statutory Expenditures		4a Commercial 228 19.49	14,747,800.00	Tax Title Liens	68,361.03
<b>MUNICIPAL FUNCTIONS TOTAL</b>	<b>1,494,075.00</b>	4b Industrial 18 7.17	5,427,000.00	Foreclosed Property	178,004.34
<b>CAPITAL IMPROVEMENTS *MEMO*</b>	<b>148,034.00</b>	4c Apartments 31 12.11	9,162,900.00	Emergencies & Other Deferred Charges	10,099.23
<b>DEBT SERVICE</b>		Total 3770	75,685,300.00	State Aid Receivable	23,205.95
Principal Payments	50,000.00	Land Area 9.37 Sq. Miles		Other Receivables	8,257.24
Interest Payments	16,200.00	Net Valuation Taxable-Municipal	78,333,841.00	Total	1,497,245.67
<b>DEFERRED CHARGES</b>	<b>35,369.81</b>	Net Valuation Taxable-County	96,734,252.00	<b>LIABILITIES, RESERVES, AND SURPLUS</b>	
<b>SCHOOL, COUNTY, SPECIAL DISTRICT TAXES</b>	<b>3,294,503.50</b>	State Equalized Valuation	99,709,081.00	Cash Liabilities	275,261.69
<b>RESERVE FOR UNCOLLECTED TAXES</b>	<b>413,000.00</b>	State Equalization Ratio	78.00	Reserves for Receivables	413,425.00
<b>EMERGENCY EMPLOYMENT ACT OF 1971</b>				Surplus Dec. 31, 1973	808,558.98
<b>EXPENDITURES TOTAL</b>	<b>5,303,148.31</b>			Total	1,497,245.67

1012

Population 1970 375  
 Population 1973 375  
 S & P Rating  
 Moody Rating

General Tax Rate Per \$100. 5.92  
 State Equalized Tax Rate 3.68

## GLEN GARDNER BOROUGH — HUNTERDON CO

Form of Government:  
 Borough Council  
 Number of Members on Governing Body 6

PER CAPITA:  
 Gross Debt 237.69  
 Net Debt 12.34  
 Debt Service 4.82  
 Total Tax Levy 261.20  
 Municipal Expenditures 133.33

PER CENT:  
 Gross Debt 3.97  
 Net Debt .21  
 Tax Levy Collected 87.72  
 Tax Levy Cancelled, Abated or Adjusted .67

EXPENDITURES		REVENUES-REALIZED		1973 PROPERTY TAX	
GENERAL GOVERNMENT				STATE EQUALIZED TAX RATE 1.68	
Governing Body & Public Boards		1973 Property Taxes Collected	200,498.12	Local District School Taxes	105,840.00
Municipal Clerk		1973 Payments in Lieu of Taxes		Regional & Consolidated School Tax .89	55,682.59
Financial Administration	1,850.00	Delinquent Tax & Lien Collections	23,745.38	School Taxes in Municipal Budget	
Assessment of Taxes	1,900.00	Business Personalty Replacement Taxes	2,907.00	County Taxes	24,470.52
Collection of Taxes	1,500.00	Taxes from Public Utilities	11,993.38	County Library Taxes	1,262.38
Planning, Housing & Development	1,200.00	Other Miscellaneous Tax Revenues		Local Municipal Purpose Taxes	39,769.50
Human Resources		State Aid Revenues	4,888.05	Veteran & Senior Citizen Taxes	4,130.00
Elections		Federal Aid Revenues		Total Taxes for Rate Computation 3.68	231,154.99
General Administration (other)	16,584.24	State and Local Fiscal Assistance Act Utilized	9,600.00	Special District Taxes	
JUDICIARY		Sale of Acquired Property		Bank Stock Taxes	1,230.50
Municipal Courts	2,010.00	Other Miscellaneous Revenues	6,836.63	Added and Omitted Taxes	296.00
PUBLIC SAFETY		Other Revenues, Revenue Sharing Tax Effort	4,126.86	Total Taxes Levied - ABSTRACT	228,551.49
Fire Protection	2,000.00	Total	264,595.42	Total Taxes Billed	228,579.04
Police Protection	6,300.00	Prior Years Surplus Appropriated		1973 TAXES COLLECTED	200,498.12
Civil Defense & Disaster Control	200.00	REVENUES TOTAL	264,595.42	1973 Taxes Cancelled, Abated or Adjusted	1,539.36
Environmental Inspection & Control	200.00	CAPITAL OUTLAY TOTAL	44.58	Transfer to Tax Title Liens or Foreclosed	4,425.20
Other Public Safety				Balance Outstanding Dec. 31, 1973	22,116.36
PUBLIC WORKS				PRIOR YEARS TAXES OUTSTANDING	
Streets and Drainage	8,240.76	Public Enterprises	44.58	Balance January 1, 1973	28,405.77
Sewers and Sewage Processing		Recreation—Culture		Collected in 1973	23,745.38
Garbage and Trash Disposal	11,000.00	Public Works		Cancelled, Abated or Adjusted 1973	780.58
Public Buildings and Grounds	2,380.00	Buildings and Grounds		Transfers to Tax Title Liens or Foreclosed	842.44
Other Public Works		Library and Education		Balance December 31, 1973	3,037.37
HEALTH and WELFARE		Conservation		TAX TITLE LIENS OUTSTANDING	
Health Services Except Environmental	500.00	All Other		Balance January 1, 1973	5,033.23
Welfare-Public Assistance	125.00	CAPITAL DEBT AUTHORIZED, DECEMBER 31, 1973		Transfers From Taxes	5,389.81
Hospitals, Clinics, First Aid		ISSUED AND UNISSUED GROSS DEBT NET DEBT		Redeemed in 1973	
Animal, Insect, & Rodent Control		School 171,179		Cancelled, Abated or Adjusted (1973)	
Other Welfare Services		Self-liquidating 26,000		Transfers to Foreclosed Property	
RECREATION and CONSERVATION		Other 10,800	10,800	Balance December 31, 1973	10,423.04
Beaches and Boardwalks		Total 207,979	10,800	PROPERTY ACQUIRED BY DEED OR FORECLOSURE	
Parks, Playgrounds, Shade Trees		ISSUED AND OUTSTANDING		Balance January 1, 1973	
Land Reclamation & Conservation	2,500.00	School 50,733.29		Transfers From Taxes or Liens	
Other Recreational Services	600.00	Self-Liquidating 26,000.00		Sale for Cash (1973)	
EDUCATION (excluding schools)		Other 10,800.00		Cancelled, Abated or Adjusted (1973)	
Libraries		Total 87,533.29		Balance December 31, 1973	
Other Educational Services		EQUALIZED VALUATION BASIS		CURRENT FINANCES DECEMBER 31, 1973	
STATUTORY EXPENDITURES		FOR NET DEBT COMPUTATION	5,240,714.33	ASSETS	
Pensions & F. I. C. A.	1,000.00	REAL PROPERTY VALUATIONS		Cash Dec. 31, 1973	98,952.33
Employee Fringe Benefits		Code Class # of Parcels % VAL'N		Taxes Receivable	25,153.73
Other Statutory Expenditures		1 Vacant Land 47 4.04	155,475.00	Tax Title Liens	10,423.04
MUNICIPAL FUNCTIONS TOTAL	60,590.00	2 Residential 211 71.83	2,767,425.00	Foreclosed Property	
CAPITAL IMPROVEMENTS *ME MO*	4,500.00	3 Farm 15 7.24	278,830.00	Emergencies & Other Deferred Charges	8,710.90
DEBT SERVICE		4a Commercial 25 15.59	600,600.00	State Aid Receivable	20,883.00
Principal Payments	3,600.00	4b Industrial		Other Receivables	130.49
Interest Payments	600.00	4c Apartments 2 1.31	50,420.00	Total	164,253.49
DEFERRED CHARGES	16,324.36	Total 300	3,852,750.00	LIABILITIES, RESERVES, AND SURPLUS	
SCHOOL, COUNTY, SPECIAL DISTRICT TAXES	187,255.49	Land Area 1.46 Sq. Miles		Cash Liabilities	96,962.87
RESERVE FOR UNCOLLECTED TAXES	35,530.00	Net Valuation Taxable-Municipal	3,909,652.00	Reserves for Receivables	35,707.26
EMERGENCY EMPLOYMENT ACT OF 1971		Net Valuation Taxable-County	5,372,015.00	Surplus Dec. 31, 1973	31,583.36
EXPENDITURES TOTAL	303,919.85	State Equalized Valuation	6,254,350.00	Total	164,253.49
		State Equalization Ratio	62.17		

0708

Population 1970 8,520  
 Population 1973 8,540  
 S & P Rating  
 Moody Rating

General Tax Rate Per \$100. 6.90  
 State Equalized Tax Rate 5.85

## GLEN RIDGE BOROUGH — ESSEX CO.

Form of Government:

Borough Council

Number of Members on Governing Body 6

PER CAPITA:

Gross Debt 332.79  
 Net Debt  
 Debt Service 632.07  
 Total Tax Levy 205.52  
 Municipal Expenditures

PER CENT:

Gross Debt 3.31  
 Net Debt  
 Tax Levy Collected 98.75  
 Tax Levy Cancelled, Abated or Adjusted .46

EXPENDITURES		REVENUES-REALIZED		1973 PROPERTY TAX	
GENERAL GOVERNMENT				STATE EQUALIZED TAX RATE — 3.29	
Governing Body & Public Boards		1973 Property Taxes Collected 5,330,461.04		Local District School Taxes 3.29	3,041,526.25
Municipal Clerk				Regional & Consolidated School Tax	
Financial Administration	15,427.00	1973 Payments in Lieu of Taxes 76,260.25		School Taxes in Municipal Budget	
Assessment of Taxes	7,662.00	Delinquent Tax & Lien Collections 20,743.00		County Taxes 1.23	1,133,577.55
Collection of Taxes	15,937.00	Business Personalty Replacement Taxes 100,020.95		County Library Taxes	
Planning, Housing & Development	295.00	Taxes from Public Utilities		Local Municipal Purpose Taxes 1.30	1,198,372.99
Human Resources	5,000.00	Other Miscellaneous Tax Revenues		Veteran & Senior Citizen Taxes .05	41,650.00
Elections	1,335.00	State Aid Revenues 72,257.28		Total Taxes for Rate Computation 5.87	5,415,126.79
General Administration (other)	94,772.00	Federal Aid Revenues		Special District Taxes	
JUDICIARY		State and Local Fiscal Assistance Act Utilized 53,096.75		Bank Stock Taxes	4,826.04
Municipal Courts	11,052.00	Sale of Acquired Property		Added and Omitted Taxes	19,533.90
PUBLIC SAFETY		Other Miscellaneous Revenues 214,244.13		Total Taxes Levied - ABSTRACT	5,397,836.73
Fire Protection	153,108.00	Other Revenues, Revenue Sharing Tax Effort 36,998.30		Total Taxes Billed	5,398,009.34
Police Protection	436,472.00	Total 5,904,081.70		1973 TAXES COLLECTED	5,330,461.04
Civil Defense & Disaster Control	1,000.00	Prior Years Surplus Appropriated 72,495.00		1973 Taxes Cancelled, Abated or Adjusted	24,898.80
Environmental Inspection & Control		REVENUES TOTAL 5,976,576.70		Transfer to Tax Title Liens or Foreclosed	2,304.60
Other Public Safety		CAPITAL OUTLAY TOTAL 30,416.48		Balance Outstanding Dec. 31, 1973	40,344.90
PUBLIC WORKS				PRIOR YEARS TAXES OUTSTANDING	
Streets and Drainage	257,501.97	Public Enterprises		Balance January 1, 1973	80,829.82
Sewers and Sewage Processing	28,936.00	Recreation—Culture 22,507.50		Collected in 1973	76,260.25
Garbage and Trash Disposal	220,332.00	Public Works 7,908.98		Cancelled, Abated or Adjusted 1973	4,025.49
Public Buildings and Grounds	40,377.00	Buildings and Grounds		Transfers to Tax Title Liens or Foreclosed	544.08
Other Public Works		Library and Education		Balance December 31, 1973	
HEALTH and WELFARE		Conservation		TAX TITLE LIENS OUTSTANDING	
Health Services Except Environmental	16,369.00	All Other		Balance January 1, 1973	8,598.32
Welfare-Public Assistance	2,251.00	CAPITAL DEBT AUTHORIZED, DECEMBER 31, 1973		Transfers From Taxes	2,919.98
Hospitals, Clinics, First Aid		ISSUED AND UNISSUED GROSS DEBT NET DEBT		Redeemed in 1973	
Animal, Insect, & Rodent Control	1,845.00	School 2,842,000		Cancelled, Abated or Adjusted (1973)	
Other Welfare Services		Self-liquidating		Transfers to Foreclosed Property	
RECREATION and CONSERVATION		Other		Balance December 31, 1973	11,518.30
Beaches and Boardwalks		Total 2,842,000		PROPERTY ACQUIRED BY DEED OR	
Parks, Playgrounds, Shade Trees	45,924.00	ISSUED AND OUTSTANDING		FORECLOSURE	
Land Reclamation & Conservation		School		Balance January 1, 1973	410.00
Other Recreational Services	29,710.00	Self-Liquidating		Transfers From Taxes or Liens	
EDUCATION (excluding schools)		Other		Sale for Cash (1973)	
Libraries	67,273.00	Total 2,842,000.00		Cancelled, Abated or Adjusted (1973)	
Other Educational Services		EQUALIZED VALUATION BASIS		Balance December 31, 1973	410.00
STATUTORY EXPENDITURES		FOR NET DEBT COMPUTATION 85,812,743.33		CURRENT FINANCES DECEMBER 31, 1973	
Pensions & F. I. C. A.	120,339.00	REAL PROPERTY VALUATIONS		ASSETS	
Employee Fringe Benefits	28,992.00	Code Class # of Parcels % VAL'N		Cash Dec. 31, 1973	1,306,618.27
Other Statutory Expenditures		ASSESSED VALUATION		Taxes Receivable	40,344.90
MUNICIPAL FUNCTIONS TOTAL 1,601,909.97		1 Vacant Land 37 .81 631,200.00		Tax Title Liens	11,518.30
CAPITAL IMPROVEMENTS *MEMO* 87,697.78		2 Residential 2168 92.13 71,571,600.00		Foreclosed Property	410.00
DEBT SERVICE		3 Farm		Emergencies & Other Deferred Charges	102,756.36
Principal Payments		4a Commercial 12 4.88 3,788,800.00		State Aid Receivable	35,345.00
Interest Payments		4b Industrial 1 .19 149,800.00		Other Receivables	4,120.48
DEFERRED CHARGES	31,494.20	4c Apartments 1 1.99 1,546,800.00		Total	1,501,113.31
SCHOOL, COUNTY, SPECIAL DISTRICT TAXES	4,175,103.80	Total 2219 77,688,200.00		LIABILITIES, RESERVES, AND SURPLUS	
RESERVE FOR UNCOLLECTED TAXES	121,761.11	Land Area 1.30 Sq. Miles		Cash Liabilities	1,161,773.51
EMERGENCY EMPLOYMENT ACT OF 1971		Net Valuation Taxable-Municipal 78,482,600.00		Reserves for Receivables	56,393.68
EXPENDITURES TOTAL 5,930,269.08		Net Valuation Taxable-County 86,327,047.00		Surplus Dec. 31, 1973	282,946.12
		State Equalized Valuation 92,394,847.00		Total	1,501,113.31
		State Equalization Ratio 84.84			

0222

Population 1970 13,015  
 Population 1973 13,035  
 S & P Rating  
 Moody Rating A-1

General Tax Rate Per \$100. 5.71  
 State Equalized Tax Rate 3.57

## GLEN ROCK BOROUGH — BERGEN CO.

Form of Government:  
 Borough Council  
 Number of Members on Governing Body 6

PER CAPITA:  
 Gross Debt 297.57  
 Net Debt 155.03  
 Debt Service 12.54  
 Total Tax Levy 490.02  
 Municipal Expenditures 172.82

PER CENT:  
 Gross Debt 2.37  
 Net Debt 1.23  
 Tax Levy Collected 98.73  
 Tax Levy Cancelled, Abated or Adjusted .13

EXPENDITURES		REVENUES-REALIZED		1973 PROPERTY TAX	
<b>GENERAL GOVERNMENT</b>				<b>STATE EQUALIZED TAX RATE</b>	
Governing Body & Public Boards		1973 Property Taxes Collected	6,315,363.89	Local District School Taxes	2.55
Municipal Clerk		1973 Payments in Lieu of Taxes		Regional & Consolidated School Tax	
Financial Administration		Delinquent Tax & Lien Collections	74,019.16	School Taxes in Municipal Budget	
Assessment of Taxes	6,834.00	Business Personalty Replacement Taxes	75,408.40	County Taxes	.35
Collection of Taxes	18,604.00	Taxes from Public Utilities	234,572.42	County Library Taxes	
Planning, Housing & Development	3,690.00	Other Miscellaneous Tax Revenues		Local Municipal Purpose Taxes	.63
Human Resources	14,506.00	State Aid Revenues	52,026.40	Veteran & Senior Citizen Taxes	.05
Elections	1,600.00	Federal Aid Revenues	13,735.03	Total Taxes for Rate Computation	3.58
General Administration (other)	165,031.00	State and Local Fiscal Assistance Act Utilized	49,405.00	Special District Taxes	
<b>JUDICIARY</b>		Sale of Acquired Property		Bank Stock Taxes	8,206.81
Municipal Courts	11,725.00	Other Miscellaneous Revenues	196,686.47	Added and Omitted Taxes	13,782.54
<b>PUBLIC SAFETY</b>		Other Revenues, Revenue Sharing Tax Effort	26,357.90	Total Taxes Levied - ABSTRACT	6,387,429.73
Fire Protection	31,250.00	Total	7,037,574.67	Total Taxes Billed	6,396,827.48
Police Protection	449,450.00	Prior Years Surplus Appropriated	518,000.00	1973 TAXES COLLECTED	6,315,363.89
Civil Defense & Disaster Control	1,160.00	REVENUES TOTAL	7,555,574.67	1973 Taxes Cancelled, Abated or Adjusted	8,474.34
Environmental Inspection & Control	11,582.00	CAPITAL OUTLAY TOTAL	146,702.59	Transfer to Tax Title Liens or Foreclosed	3,597.30
Other Public Safety				Balance Outstanding Dec. 31, 1973	69,391.95
<b>PUBLIC WORKS</b>				<b>PRIOR YEARS TAXES OUTSTANDING</b>	
Streets and Drainage	311,726.00	Public Enterprises		Balance January 1, 1973	74,047.00
Sewers and Sewage Processing	68,058.00	Recreation—Culture	1,652.75	Collected in 1973	74,019.16
Garbage and Trash Disposal	176,593.00	Public Works	139,369.68	Cancelled, Abated or Adjusted 1973	
Public Buildings and Grounds	21,438.00	Buildings and Grounds	5,680.16	Transfers to Tax Title Liens or Foreclosed	27.84
Other Public Works		Library and Education		Balance December 31, 1973	
<b>HEALTH and WELFARE</b>		Conservation		<b>TAX TITLE LIENS OUTSTANDING</b>	
Health Services Except Environmental	23,450.00	All Other		Balance January 1, 1973	4,956.50
Welfare-Public Assistance	3,200.00			Transfers From Taxes	3,644.70
Hospitals, Clinics, First Aid				Redeemed in 1973	
Animal, Insect, & Rodent Control				Cancelled, Abated or Adjusted (1973)	
Other Welfare Services				Transfers to Foreclosed Property	
<b>RECREATION and CONSERVATION</b>				Balance December 31, 1973	8,601.20
Beaches and Boardwalks				<b>PROPERTY ACQUIRED BY DEED OR FORECLOSURE</b>	
Parks, Playgrounds, Shade Trees	78,630.00			Balance January 1, 1973	210,500.00
Land Reclamation & Conservation				Transfers From Taxes or Liens	
Other Recreational Services	75,598.00			Sale for Cash (1973)	
<b>EDUCATION (excluding schools)</b>				Cancelled, Abated or Adjusted (1973)	
Libraries	117,741.00			Balance December 31, 1973	210,500.00
Other Educational Services				<b>CURRENT FINANCES DECEMBER 31, 1973</b>	
<b>STATUTORY EXPENDITURES</b>				<b>ASSETS</b>	
Pensions & F. I. C. A.	118,010.00			Cash Dec. 31, 1973	834,987.38
Employee Fringe Benefits	30,500.00			Taxes Receivable	69,391.95
Other Statutory Expenditures				Tax Title Liens	8,601.20
<b>MUNICIPAL FUNCTIONS TOTAL</b>	1,740,376.00			Foreclosed Property	210,500.00
<b>CAPITAL IMPROVEMENTS *MEMO*</b>	106,854.87			Emergencies & Other Deferred Charges	5,039.14
<b>DEBT SERVICE</b>				State Aid Receivable	
Principal Payments	104,600.00			Other Receivables	30,470.97
Interest Payments	58,899.75			Total	1,158,990.64
<b>DEFERRED CHARGES</b>	15,200.00			<b>LIABILITIES, RESERVES, AND SURPLUS</b>	
<b>SCHOOL, COUNTY, SPECIAL DISTRICT TAXES</b>	5,227,087.85			Cash Liabilities	161,054.44
<b>RESERVE FOR UNCOLLECTED TAXES</b>	323,530.12			Reserves for Receivables	318,964.12
<b>EMERGENCY EMPLOYMENT ACT OF 1971</b>	10,100.00			Surplus Dec. 31, 1973	678,972.08
<b>EXPENDITURES TOTAL</b>	7,479,793.72			Total	1,158,990.64

0414

Population 1970 14,735  
 Population 1973 14,935  
 S & P Rating  
 Moody Rating

General Tax Rate Per \$100. 5.76  
 State Equalized Tax Rate 3.81

## GLOUCESTER CITY — CAMDEN CO.

Form of Government:

Special Charter (P.L. 1868 c.44)

Number of Members on Governing Body 7

PER CAPITA:

Gross Debt 141.57  
 Net Debt 20.44  
 Debt Service  
 Total Tax Levy 204.17  
 Municipal Expenditures 117.31

PER CENT:

Gross Debt 3.00  
 Net Debt .43  
 Tax Levy Collected 90.53  
 Tax Levy Cancelled, Abated or Adjusted 1.21

EXPENDITURES		REVENUES-REALIZED		1973 PROPERTY TAX	
<b>GENERAL GOVERNMENT</b>				<b>STATE EQUALIZED TAX RATE — 1.93</b>	
Governing Body & Public Boards		1973 Property Taxes Collected	2,762,556.45	Local District School Taxes	1,555,401.50
Municipal Clerk		1973 Payments in Lieu of Taxes		Regional & Consolidated School Tax	
Financial Administration	36,016.00	Delinquent Tax & Lien Collections	168,545.49	School Taxes in Municipal Budget	
Assessment of Taxes	9,530.00	Business Personalty Replacement Taxes	334,441.23	County Taxes	788,118.31
Collection of Taxes	10,642.00	Taxes from Public Utilities	373,682.90	County Library Taxes	
Planning, Housing & Development	4,650.00	Other Miscellaneous Tax Revenues		Local Municipal Purpose Taxes	625,850.92
Human Resources		State Aid Revenues	65,686.09	Veteran & Senior Citizen Taxes	97,580.00
Elections	3,455.00	Federal Aid Revenues	36,660.94	Total Taxes for Rate Computation	3,066,950.73
General Administration (other)	105,801.00	State and Local Fiscal Assistance Act Utilized	148,000.00	Special District Taxes	
<b>JUDICIARY</b>		Sale of Acquired Property	20,050.00	Bank Stock Taxes	4,013.49
Municipal Courts	21,250.00	Other Miscellaneous Revenues	67,473.04	Added and Omitted Taxes	75,838.14
<b>PUBLIC SAFETY</b>		Other Revenues, Revenue Sharing Tax Effort	58,812.76	Total Taxes Levied - ABSTRACT	3,049,222.36
Fire Protection	150,368.00	Total	4,035,908.90	Total Taxes Billed	2,762,556.45
Police Protection	360,406.00	Prior Years Surplus Appropriated	150,000.00	1973 TAXES COLLECTED	
Civil Defense & Disaster Control	685.00	REVENUES TOTAL	4,185,908.90	1973 Taxes Cancelled, Abated or Adjusted	37,318.48
Environmental Inspection & Control	16,474.00	CAPITAL OUTLAY TOTAL	93,652.58	Transfer to Tax Title Liens or Foreclosed	18,803.98
Other Public Safety				Balance Outstanding Dec. 31, 1973	233,204.00
<b>PUBLIC WORKS</b>				<b>PRIOR YEARS TAXES OUTSTANDING</b>	
Streets and Drainage	316,585.00	Public Enterprises	15,433.68	Balance January 1, 1973	180,081.95
Sewers and Sewage Processing		Recreation—Culture		Collected in 1973	160,410.95
Garbage and Trash Disposal	9,600.00	Public Works	51,632.85	Cancelled, Abated or Adjusted 1973	67.55
Public Buildings and Grounds	37,876.00	Buildings and Grounds	11,986.05	Transfers to Tax Title Liens or Foreclosed	1,546.00
Other Public Works		Library and Education		Balance December 31, 1973	17,657.45
<b>HEALTH and WELFARE</b>		Conservation		<b>TAX TITLE LIENS OUTSTANDING</b>	
Health Services Except Environmental	31,200.00	All Other	14,600.00	Balance January 1, 1973	59,492.58
Welfare-Public Assistance	7,300.00			Transfers From Taxes	21,210.54
Hospitals, Clinics, First Aid				Redeemed in 1973	8,134.54
Animal, Insect, & Rodent Control				Cancelled, Abated or Adjusted (1973)	
Other Welfare Services				Transfers to Foreclosed Property	
<b>RECREATION and CONSERVATION</b>				Balance December 31, 1973	72,568.58
Beaches and Boardwalks				<b>PROPERTY ACQUIRED BY DEED OR FORECLOSURE</b>	
Parks, Playgrounds, Shade Trees	52,619.00			Balance January 1, 1973	39,700.00
Land Reclamation & Conservation				Transfers From Taxes or Liens	
Other Recreational Services	19,290.00			Sale for Cash (1973)	20,050.00
<b>EDUCATION (excluding schools)</b>				Cancelled, Abated or Adjusted (1973)	
Libraries	84,697.00			Balance December 31, 1973	19,650.00
Other Educational Services				<b>CURRENT FINANCES DECEMBER 31, 1973</b>	
<b>STATUTORY EXPENDITURES</b>				<b>ASSETS</b>	
Pensions & F. I. C. A.	123,700.00			Cash Dec. 31, 1973	285,453.17
Employee Fringe Benefits	31,515.00			Taxes Receivable	250,861.45
Other Statutory Expenditures				Tax Title Liens	72,568.58
<b>MUNICIPAL FUNCTIONS</b>				Foreclosed Property	19,650.00
CAPITAL IMPROVEMENTS *MEMO#	168,600.00			Emergencies & Other Deferred Charges	
<b>DEBT SERVICE</b>				State Aid Receivable	33,607.50
Principal Payments				Other Receivables	16,629.38
Interest Payments				Total	678,370.08
<b>DEFERRED CHARGES</b>				<b>LIABILITIES, RESERVES, AND SURPLUS</b>	
SCHOOL, COUNTY, SPECIAL DISTRICT TAXES	38,221.01			Cash Liabilities	126,042.78
RESERVE FOR UNCOLLECTED TAXES	2,343,519.81			Reserves for Receivables	355,709.41
EMERGENCY EMPLOYMENT ACT OF 1971	236,232.19			Surplus Dec. 31, 1973	192,617.89
EXPENDITURES TOTAL	4,995,477.01			Total	678,370.08

J415

Population 1970 26,610  
 Population 1973 29,935  
 S & P Rating  
 Moody Rating

General Tax Rate Per \$100. 6.35  
 State Equalized Tax Rate 3.47

GLOUCESTER TOWNSHIP — CAMDEN, CO.  
 Form of Government:  
 Council-Manager Plan E (OMCL50)  
 Number of Members on Governing Body 7

PER CAPITA: 297.65  
 Gross Debt 27.80  
 Net Debt 1.13  
 Debt Service 273.74  
 Total Tax Levy 121.05  
 Municipal Expenditures

PER CENT: 4.94  
 Gross Debt .46  
 Net Debt 95.87  
 Tax Levy Collected  
 Tax Levy Cancelled, Abated or Adjusted .13

EXPENDITURES		REVENUES-REALIZED		1973 PROPERTY TAX	
<b>GENERAL GOVERNMENT</b>				<b>STATE EQUALIZED TAX RATE</b> — 1.50	
Governing Body & Public Boards	33,324.00	1973 Property Taxes Collected	7,870,774.19	Local District School Taxes	3,355,076.85
Municipal Clerk	36,473.00	1973 Payments in Lieu of Taxes		Regional & Consolidated School Tax	1,494,986.33
Financial Administration	25,423.00	Delinquent Tax & Lien Collections	293,738.39	School Taxes in Municipal Budget	
Assessment of Taxes	25,742.00	Business Personalty Replacement Taxes	99,182.64	County Taxes	1,968,186.98
Collection of Taxes	33,586.00	Taxes from Public Utilities	552,190.80	County Library Taxes	55,478.82
Planning, Housing & Development	10,100.00	Other Miscellaneous Tax Revenues		Local Municipal Purpose Taxes	760,901.17
Human Resources		State Aid Revenues	125,919.06	Veteran & Senior Citizen Taxes	149,900.00
Elections		Federal Aid Revenues	53,508.48	Total Taxes for Rate Computation	7,788,530.15
General Administration (other)	222,753.74	State and Local Fiscal Assistance Act Utilized	361,844.00	Special District Taxes	282,805.22
<b>JUDICIARY</b>		Sale of Acquired Property		Bank Stock Taxes	10,098.83
Municipal Courts	43,700.00	Other Miscellaneous Revenues	197,758.07	Added and Omitted Taxes	276,428.66
<b>PUBLIC SAFETY</b>		Other Revenues, Revenue Sharing Tax Effort	236,445.52	Total Taxes Levied - ABSTRACT	8,207,962.86
Fire Protection	24,640.00	Total	9,791,361.55	Total Taxes Billed	8,210,002.77
Police Protection	725,831.36	Prior Years Surplus Appropriated	1,918,000.00	1973 TAXES COLLECTED	7,670,774.19
Civil Defense & Disaster Control	2,000.00	REVENUES TOTAL	11,709,361.55	1973 Taxes Cancelled, Abated or Adjusted	11,046.04
Environmental Inspection & Control	31,730.00	CAPITAL OUTLAY TOTAL	21,136.17	Transfer to Tax Title Liens or Foreclosed	36,062.01
Other Public Safety				Balance Outstanding Dec. 31, 1973	292,120.53
<b>PUBLIC WORKS</b>				<b>PRIOR YEARS TAXES OUTSTANDING</b>	
Streets and Drainage	481,696.00	Public Enterprises		Balance January 1, 1973	281,966.49
Sewers and Sewage Processing		Recreation—Culture		Collected in 1973	266,009.91
Garbage and Trash Disposal	189,542.00	Public Works	21,136.17	Cancelled, Abated or Adjusted 1973	11,049.02
Public Buildings and Grounds	857,901.97	Buildings and Grounds		Transfers to Tax Title Liens or Foreclosed	4,907.56
Other Public Works		Library and Education		Balance December 31, 1973	
<b>HEALTH and WELFARE</b>		Conservation		TAX TITLE LIENS OUTSTANDING	
Health Services Except Environmental	20,797.25	All Other		Balance January 1, 1973	90,301.83
Welfare-Public Assistance	24,438.00	CAPITAL DEBT AUTHORIZED, DECEMBER 31, 1973		Transfers From Taxes	41,625.81
Hospitals, Clinics, First Aid		ISSUED AND UNISSUED		Redeemed in 1973	27,728.48
Animal, Insect, & Rodent Control		School	8,391,388	Cancelled, Abated or Adjusted (1973)	
Other Welfare Services		Self-liquidating		Transfers to Foreclosed Property	
<b>RECREATION and CONSERVATION</b>		Other	833,553	Balance December 31, 1973	104,199.16
Beaches and Boardwalks		Total	8,924,942	PROPERTY ACQUIRED BY DEED OR FORECLOSURE	
Parks, Playgrounds, Shade Trees	76,238.00	ISSUED AND OUTSTANDING		Balance January 1, 1973	14,870.47
Land Reclamation & Conservation		School	7,929,888.88	Transfers From Taxes or Liens	
Other Recreational Services		Self-liquidating		Sale for Cash (1973)	
<b>EDUCATION (excluding schools)</b>		Other	52,400.00	Cancelled, Abated or Adjusted (1973)	
Libraries	26,109.00	Total	7,982,288.88	Balance December 31, 1973	14,870.47
Other Educational Services		EQUALIZED VALUATION BASIS		<b>CURRENT FINANCES DECEMBER 31, 1973</b>	
<b>STATUTORY EXPENDITURES</b>		FOR NET DEBT COMPUTATION	180,765,232.33	<b>ASSETS</b>	
Pensions & F. I. C. A.	139,588.35	REAL PROPERTY VALUATIONS		Cash Dec. 31, 1973	2,169,069.04
Employee Fringe Benefits	40,526.00	Code Class # of Parcels % VAL'N		Taxes Receivable	292,120.53
Other Statutory Expenditures		1 Vacant Land 2313 3.52	4,242,925.00	Tax Title Liens	104,199.16
<b>MUNICIPAL FUNCTIONS</b>		2 Residential 6983 78.40	94,507,825.00	Foreclosed Property	14,870.47
CAPITAL IMPROVEMENTS	1,376,669.00	3 Farm 91 1.43	1,717,000.00	Emergencies & Other Deferred Charges	87,699.76
<b>DEBT SERVICE</b>		4a Commercial 274 7.59	9,152,900.00	State Aid Receivable	29,341.60
Principal Payments	31,600.00	4b Industrial 34 1.89	2,273,550.00	Other Receivables	239,338.99
Interest Payments	2,400.00	4c Apartments 30 7.17	8,647,800.00	Total	2,936,639.55
<b>DEFERRED CHARGES</b>		Total 9725	120,542,300.00	<b>LIABILITIES, RESERVES, AND SURPLUS</b>	
SCHOOL, COUNTY, SPECIAL DISTRICT TAXES	47,738.63	Land Area 23.14 Sq. Miles		Cash Liabilities	1,035,047.28
RESERVE FOR UNCOLLECTED TAXES	7,160,534.20	Net Valuation Taxable-Municipal	122,689,762.00	Reserves for Receivables	650,529.15
EMERGENCY EMPLOYMENT ACT OF 1971	426,535.00	Net Valuation Taxable-County	196,402,010.00	Surplus Dec. 31, 1973	1,251,063.12
EXPENDITURES TOTAL	10,790,312.08	State Equalized Valuation	222,599,785.00	Total	2,936,639.55
		State Equalization Ratio	54.68		

1908

Population 1970 1,380  
 Population 1973 1,540  
 S & P Rating  
 Moody Rating

General Tax Rate Per \$100. 6.60  
 State Equalized Tax Rate 3.41

## GREEN TOWNSHIP — SUSSEX CO.

Form of Government:

Township Committee

Number of Members on Governing Body 3

PER CAPITA:

Gross Debt 738.96  
 Net Debt 381.24  
 Debt Service  
 Total Tax Levy 565.08  
 Municipal Expenditures 163.85

PER CENT:

Gross Debt 6.20  
 Net Debt 3.20  
 Tax Levy Collected 92.59  
 Tax Levy Cancelled, Abated or Adjusted .42

EXPENDITURES		REVENUES-REALIZED		1973 PROPERTY TAX	
<b>GENERAL GOVERNMENT</b>				<b>STATE EQUALIZED TAX RATE</b> <span style="border: 1px solid black; padding: 2px;">2.33</span>	
Governing Body & Public Boards		1973 Property Taxes Collected	807,658.34	Local District School Taxes	575,366.55
Municipal Clerk		1973 Payments in Lieu of Taxes		Regional & Consolidated School Tax	
Financial Administration	4,700.00	Delinquent Tax & Lien Collections	42,992.53	School Taxes in Municipal Budget	
Assessment of Taxes	31,100.00	Business Personalty Replacement Taxes	8,161.00	County Taxes	163,469.25
Collection of Taxes	9,200.00	Taxes from Public Utilities	29,117.55	County Library Taxes	6,398.94
Planning, Housing & Development	7,250.00	Other Miscellaneous Tax Revenues		Local Municipal Purpose Taxes	90,575.88
Human Resources		State Aid Revenues	11,539.21	Veteran & Senior Citizen Taxes	7,680.00
Elections		Federal Aid Revenues		Total Taxes for Rate Computation	843,490.62
General Administration (other)	24,800.00	State and Local Fiscal Assistance Act Utilized	8,714.00	Special District Taxes	
<b>JUDICIARY</b>		Sale of Acquired Property		Bank Stock Taxes	
Municipal Courts	1,850.00	Other Miscellaneous Revenues	14,581.21	Added and Omitted Taxes	34,418.24
<b>PUBLIC SAFETY</b>		Other Revenues, Revenue Sharing Tax Effort	9,676.17	Total Taxes Levied - ABSTRACT	870,228.86
Fire Protection	7,500.00	<b>TOTAL</b>	932,640.01	Total Taxes Billed	872,474.27
Police Protection	5,450.00	Prior Years Surplus Appropriated	40,000.00	1973 TAXES COLLECTED	807,858.34
Civil Defense & Disaster Control	600.00	<b>REVENUES</b>	972,640.01	1973 Taxes Cancelled, Abated or Adjusted	3,689.07
Environmental Inspection & Control	3,450.00	<b>CAPITAL OUTLAY</b>	10,866.25	Transfer to Tax Title Liens or Foreclosed	20,113.17
Other Public Safety		<b>TOTAL</b>	10,866.25	Balance Outstanding Dec. 31, 1973	40,813.69
<b>PUBLIC WORKS</b>				<b>PRIOR YEARS TAXES OUTSTANDING</b>	
Streets and Drainage	59,101.77	Public Enterprises		Balance January 1, 1973	53,529.78
Sewers and Sewage Processing		Recreation—Culture		Collected in 1973	42,565.43
Garbage and Trash Disposal	11,200.00	Public Works	10,866.25	Cancelled, Abated or Adjusted 1973	
Public Buildings and Grounds	2,500.00	Buildings and Grounds		Transfers to Tax Title Liens or Foreclosed	8,236.25
Other Public Works		Library and Education		Balance December 31, 1973	2,728.10
<b>HEALTH and WELFARE</b>		Conservation		<b>TAX TITLE LIENS OUTSTANDING</b>	
Health Services Except Environmental	4,260.00	All Other		Balance January 1, 1973	50,170.89
Welfare-Public Assistance	90.00	<b>CAPITAL DEBT AUTHORIZED, DECEMBER 31, 1973</b>		Transfers From Taxes	29,466.07
Hospitals, Clinics, First Aid	500.00	<b>ISSUED AND UNISSUED</b>		Redeemed in 1973	427.10
Animal, Insect, & Rodent Control		School	1,138,000	Cancelled, Abated or Adjusted (1973)	
Other Welfare Services		Self-Liquidating		Transfers to Foreclosed Property	
<b>RECREATION and CONSERVATION</b>		Other		Balance December 31, 1973	79,209.86
Beaches and Boardwalks		<b>Total</b>	1,138,000	<b>PROPERTY ACQUIRED BY DEED OR FORECLOSURE</b>	
Parks, Playgrounds, Shade Trees	2,100.00	<b>ISSUED AND OUTSTANDING</b>		Balance January 1, 1973	
Land Reclamation & Conservation		School	1,138,000.00	Transfers From Taxes or Liens	
Other Recreational Services	150.00	Self-Liquidating		Sale for Cash (1973)	
<b>EDUCATION (excluding schools)</b>		Other		Cancelled, Abated or Adjusted (1973)	
Libraries		<b>Total</b>	1,138,000.00	Balance December 31, 1973	
Other Educational Services		<b>EQUALIZED VALUATION BASIS</b>		<b>CURRENT FINANCES DECEMBER 31, 1973</b>	
<b>STATUTORY EXPENDITURES</b>		<b>FOR NET DEBT COMPUTATION</b>	18,363,121.67	<b>ASSETS</b>	
Pensions & F. I. C. A.	2,600.00	<b>REAL PROPERTY VALUATIONS</b>		Cash Dec. 31, 1973	131,702.88
Employee Fringe Benefits		<b>Code Class # of Parcels % VAL'N</b>		Taxes Receivable	43,541.79
Other Statutory Expenditures		1 Vacant Land 910 6.78	860,315.00	Tax Title Liens	79,209.86
<b>MUNICIPAL FUNCTIONS</b>	<b>TOTAL</b>	2 Residential 463 65.39	8,293,755.00	Foreclosed Property	
<b>CAPITAL IMPROVEMENTS</b>	<b>*MEMO*</b>	3 Farm 237 23.07	2,927,005.00	Emergencies & Other Deferred Charges	25,157.91
<b>DEBT SERVICE</b>		4a Commercial 6 .58	73,145.00	State Aid Receivable	24,500.00
Principal Payments		4b Industrial 7 4.17	529,390.00	Other Receivables	338.17
Interest Payments		4c Apartments		<b>Total</b>	304,450.61
<b>DEFERRED CHARGES</b>	1,370.74	<b>Total</b>	12,683,610.00	<b>LIABILITIES, RESERVES, AND SURPLUS</b>	
<b>SCHOOL, COUNTY, SPECIAL DISTRICT TAXES</b>	745,234.74	Land Area 15.80 Sq. Miles		Cash Liabilities	70,829.39
<b>RESERVE FOR UNCOLLECTED TAXES</b>	72,557.58	Net Valuation Taxable-Municipal	12,799,076.00	Reserves for Receivables	123,089.82
<b>EMERGENCY EMPLOYMENT ACT OF 1971</b>		Net Valuation Taxable-County	19,880,157.00	Surplus Dec. 31, 1973	110,531.40
<b>EXPENDITURES</b>	<b>TOTAL</b>	State Equalized Valuation	24,634,586.00	<b>Total</b>	304,450.61
	997,564.83	State Equalization Ratio	51.73		

1809

Population 1970 4,325  
 Population 1973 4,505  
 S & P Rating  
 Moody Rating BAA

General Tax Rate Per \$100. 6.97  
 State Equalized Tax Rate 3.06

## GREEN BROOK TOWNSHIP — SOMERSET CO.

Form of Government:  
 Township Committee  
 Number of Members on Governing Body 5

PER CAPITA: 832.93  
 Gross Debt 134.01  
 Net Debt .93  
 Debt Service 491.32  
 Total Tax Levy 176.48  
 Municipal Expenditures

PER CENT: 5.95  
 Gross Debt .96  
 Net Debt 94.13  
 Tax Levy Collected  
 Tax Levy Cancelled, Abated or Adjusted .13

EXPENDITURES		REVENUES-REALIZED		1973 PROPERTY TAX	
GENERAL GOVERNMENT		1973 Property Taxes Collected		STATE EQUALIZED TAX RATE →	
Governing Body & Public Boards		2,087,334.61		Local District School Taxes 2.15	1,557,582.50
Municipal Clerk				Regional & Consolidated School Tax	
Financial Administration	9,250.00	136,514.98		School Taxes in Municipal Budget	
Assessment of Taxes	5,525.00	46,332.87		County Taxes .44	317,001.35
Collection of Taxes	12,900.00	113,774.42		County Library Taxes .02	14,977.86
Planning, Housing & Development	10,200.00			Local Municipal Purpose Taxes .42	302,414.86
Human Resources	500.00			Veteran & Senior Citizen Taxes .04	26,860.00
Elections	800.00	17,765.03		Total Taxes for Rate Computation 3.07	2,218,836.57
General Administration (other)	84,700.00	39,725.00		Special District Taxes	
JUDICIARY		29,421.00		Bank Stock Taxes	311.26
Municipal Courts	9,950.00	440.38		Added and Omitted Taxes	21,094.28
PUBLIC SAFETY		50,936.41		Total Taxes Levied - ABSTRACT	2,213,382.11
Fire Protection	59,324.55	37,961.67		Total Taxes Billed	2,217,442.11
Police Protection	192,812.00	2,560,206.37		1973 TAXES COLLECTED	2,087,334.61
Civil Defense & Disaster Control		18,000.00		1973 Taxes Cancelled, Abated or Adjusted	2,904.52
Environmental Inspection & Control	7,370.00	2,578,206.37		Transfer to Tax Title Liens or Foreclosed	14,811.25
Other Public Safety		288,558.27		Balance Outstanding Dec. 31, 1973	112,391.73
PUBLIC WORKS		CAPITAL OUTLAY TOTAL		PRIOR YEARS TAXES OUTSTANDING	
Streets and Drainage	75,180.00			Balance January 1, 1973	128,987.90
Sewers and Sewage Processing		165,613.67		Collected in 1973	127,023.22
Garbage and Trash Disposal	23,729.00	122,944.60		Cancelled, Abated or Adjusted 1973	
Public Buildings and Grounds	4,000.00			Transfers to Tax Title Liens or Foreclosed	1,398.91
Other Public Works				Balance December 31, 1973	565.77
HEALTH and WELFARE		CAPITAL DEBT AUTHORIZED, DECEMBER 31, 1973		TAX TITLE LIENS OUTSTANDING	
Health Services Except Environmental	2,890.00	ISSUED AND UNISSUED GROSS DEBT NET DEBT		Balance January 1, 1973	37,385.98
Welfare-Public Assistance	2,250.00	School 2,265,000		Transfers From Taxes	16,344.02
Hospitals, Clinics, First Aid		Self-liquidating 920,900		Redeemed in 1973	9,491.76
Animal, Insect, & Rodent Control	500.00	Other 566,465		Cancelled, Abated or Adjusted (1973)	
Other Welfare Services		Total 3,752,365		Transfers to Foreclosed Property	
RECREATION and CONSERVATION		ISSUED AND OUTSTANDING		Balance December 31, 1973	44,238.24
Beaches and Boardwalks		School 2,265,000.00		PROPERTY ACQUIRED BY DEED OR FORECLOSURE	
Parks, Playgrounds, Shade Trees		Self-liquidating 700,000.00		Balance January 1, 1973	22,900.00
Land Reclamation & Conservation	100,000.00	Other 205,000.00		Transfers From Taxes or Liens	
Other Recreational Services		Total 3,170,000.00		Sale for Cash (1973)	440.38
EDUCATION (excluding schools)		EQUALIZED VALUATION BASIS		Cancelled, Abated or Adjusted (1973)	59.62
Libraries		FOR NET DEBT COMPUTATION		Balance December 31, 1973	22,400.00
Other Educational Services		REAL PROPERTY VALUATIONS		CURRENT FINANCES DECEMBER 31, 1973	
STATUTORY EXPENDITURES		Code Class # of Parcels % VAL'N ASSESSED VALUATION		ASSETS	
Pensions & F. I. C. A.	24,253.00	1 Vacant Land 318 8.39 2,657,950.00		Cash Dec. 31, 1973	458,911.94
Employee Fringe Benefits	6,300.00	2 Residential 1218 66.18 20,958,450.00		Taxes Receivable	112,957.50
Other Statutory Expenditures		3 Farm 2 1,000.00		Tax Title Liens	44,238.24
MUNICIPAL FUNCTIONS TOTAL	632,433.55	4a Commercial 123 23.13 7,325,000.00		Foreclosed Property	22,400.00
CAPITAL IMPROVEMENTS * MEMO*	70,241.00	4b Industrial 8 2.29 724,100.00		Emergencies & Other Deferred Charges	27,100.00
DEBT SERVICE		4c Apartments		State Aid Receivable	18,661.22
Principal Payments		Total 1669 31,666,500.00		Other Receivables	115,275.67
Interest Payments	4,200.00	Land Area 4.60 Sq. Miles		Total	799,544.57
DEFERRED CHARGES	4,000.00	Net Valuation Taxable-Municipal		LIABILITIES, RESERVES, AND SURPLUS	
SCHOOL, COUNTY, SPECIAL DISTRICT TAXES	1,889,561.71	Net Valuation Taxable-County		Cash Liabilities	449,529.33
RESERVE FOR UNCOLLECTED TAXES	154,406.60	State Equalized Valuation		Reserves for Receivables	294,871.41
EMERGENCY EMPLOYMENT ACT OF 1971		State Equalization Ratio		Surplus Dec. 31, 1973	55,143.83
EXPENDITURES TOTAL	2,684,601.86			Total	799,544.57

**0606**

Population 1970 **965**  
 Population 1973 **965**  
 S & P Rating  
 Moody Rating

General Tax Rate Per \$100. **3.74**  
 State Equalized Tax Rate **4.37**

**GREENWICH TOWNSHIP — CUMBERLAND CO.**

Form of Government:  
 Township Committee  
 Number of Members on Governing Body 3

PER CAPITA:  
 Gross Debt **10.36**  
 Net Debt  
 Debt Service  
 Total Tax Levy **348.33**  
 Municipal Expenditures **103.78**  
 PER CENT:  
 Gross Debt **.13**  
 Net Debt  
 Tax Levy Collected **84.20**  
 Tax Levy Cancelled, Abated or Adjusted **.03**

EXPENDITURES		REVENUES-REALIZED		1973 PROPERTY TAX	
<b>GENERAL GOVERNMENT</b>				<b>STATE EQUALIZED TAX RATE — 4.37</b>	
Governing Body & Public Boards	100.00	1973 Property Taxes Collected		Local District School Taxes	229,845.90
Municipal Clerk		1973 Payments in Lieu of Taxes		Regional & Consolidated School Tax	
Financial Administration	3,700.00	Delinquent Tax & Lien Collections		School Taxes in Municipal Budget	
Assessment of Taxes	2,000.00	Business Personalty Replacement Taxes		County Taxes	102,383.27
Collection of Taxes	1,780.00	Taxes from Public Utilities		County Library Taxes	
Planning, Housing & Development	3,670.00	Other Miscellaneous Tax Revenues		Local Municipal Purpose Taxes	
Human Resources		State Aid Revenues		Veteran & Senior Citizen Taxes	5,830.00
Elections	550.00	Federal Aid Revenues		Total Taxes for Rate Computation	338,059.17
General Administration (other)	8,470.00	State and Local Fiscal Assistance Act Utilized		Special District Taxes	
<b>JUDICIARY</b>		Sale of Acquired Property		Bank Stock Taxes	369.04
Municipal Courts	750.00	Other Miscellaneous Revenues		Added and Omitted Taxes	3,540.02
<b>PUBLIC SAFETY</b>		Other Revenues, Revenue Sharing Tax Effort		Total Taxes Levied - ABSTRACT	336,138.23
Fire Protection	2,320.00	Total		Total Taxes Billed	336,138.23
Police Protection	600.00	Prior Years Surplus Appropriated		1973 TAXES COLLECTED	283,030.01
Civil Defense & Disaster Control	50.00	REVENUES TOTAL		1973 Taxes Cancelled, Abated or Adjusted	109.46
Environmental Inspection & Control	300.00			Transfer to Tax Title Liens or Foreclosed	
Other Public Safety		<b>CAPITAL OUTLAY TOTAL</b>		Balance Outstanding Dec. 31, 1973	52,998.76
<b>PUBLIC WORKS</b>				<b>PRIOR YEARS TAXES OUTSTANDING</b>	
Streets and Drainage	9,400.00	Public Enterprises		Balance January 1, 1973	45,434.02
Sewers and Sewage Processing		Recreation—Culture		Collected in 1973	32,743.29
Garbage and Trash Disposal	5,660.00	Public Works		Cancelled, Abated or Adjusted 1973	
Public Buildings and Grounds	2,000.00	Buildings and Grounds		Transfers to Tax Title Liens or Foreclosed	
Other Public Works		Library and Education		Balance December 31, 1973	12,690.73
<b>HEALTH and WELFARE</b>		Conservation		<b>TAX TITLE LIENS OUTSTANDING</b>	
Health Services Except Environmental	650.00	All Other		Balance January 1, 1973	3,601.12
Welfare-Public Assistance	350.00			Transfers From Taxes	
Hospitals, Clinics, First Aid		<b>CAPITAL DEBT AUTHORIZED, DECEMBER 31, 1973</b>		Redeemed in 1973	860.33
Animal, Insect, & Rodent Control		ISSUED AND UNISSUED GROSS DEBT NET DEBT		Cancelled, Abated or Adjusted (1973)	
Other Welfare Services		School 10,000		Transfers to Foreclosed Property	
<b>RECREATION and CONSERVATION</b>		Self-Liquidating		Balance December 31, 1973	2,740.79
Beaches and Boardwalks		Other		<b>PROPERTY ACQUIRED BY DEED OR FORECLOSURE</b>	
Parks, Playgrounds, Shade Trees	1,600.00	Total 10,000		Balance January 1, 1973	1,000.00
Land Reclamation & Conservation	100.00	ISSUED AND OUTSTANDING		Transfers From Taxes or Liens	
Other Recreational Services		School 10,000.00		Sale for Cash (1973)	
<b>EDUCATION (excluding schools)</b>		Self-Liquidating		Cancelled, Abated or Adjusted (1973)	
Libraries		Other		Balance December 31, 1973	1,000.00
Other Educational Services		Total 10,000.00		<b>CURRENT FINANCES DECEMBER 31, 1973</b>	
<b>STATUTORY EXPENDITURES</b>		<b>EQUALIZED VALUATION BASIS FOR NET DEBT COMPUTATION</b>		<b>ASSETS</b>	
Pensions & F. I. C. A.	775.00			Cash Dec. 31, 1973	76,778.81
Employee Fringe Benefits		<b>REAL PROPERTY VALUATIONS</b>		Taxes Receivable	65,689.49
Other Statutory Expenditures		Code Class # of Parcels % VAL'N		Tax Title Liens	2,740.79
<b>MUNICIPAL FUNCTIONS TOTAL</b>	<b>44,825.00</b>			Foreclosed Property	1,000.00
<b>CAPITAL IMPROVEMENTS *MEMO*</b>	<b>10,694.00</b>			Emergencies & Other Deferred Charges	8,720.00
<b>DEBT SERVICE</b>				State Aid Receivable	
Principal Payments				Other Receivables	1,089.81
Interest Payments				Total	156,618.90
<b>DEFERRED CHARGES</b>	<b>7,162.71</b>			<b>LIABILITIES, RESERVES, AND SURPLUS</b>	
<b>SCHOOL, COUNTY, SPECIAL DISTRICT TAXES</b>	<b>332,229.17</b>			Cash Liabilities	21,653.86
<b>RESERVE FOR UNCOLLECTED TAXES</b>	<b>48,160.00</b>			Reserves for Receivables	70,520.09
<b>EMERGENCY EMPLOYMENT ACT OF 1971</b>				Surplus Dec. 31, 1973	63,844.95
<b>EXPENDITURES TOTAL</b>	<b>432,376.88</b>			Total	156,018.90

0807

Population 1970 5,680  
 Population 1973 5,800  
 S & P Rating  
 Moody Rating BAA-1

General Tax Rate Per \$100 2.88  
 State Equalized Tax Rate 1.84

## GREENWICH TOWNSHIP — GLOUCESTER CO.

Form of Government:  
 Township Committee:  
 Number of Members on Governing Body 5

PER CAPITA: 160.17  
 Gross Debt  
 Net Debt .09  
 Debt Service 474.10  
 Total Tax Levy 189.73  
 Municipal Expenditures  
 PER CENT: .69  
 Gross Debt  
 Net Debt 98.91  
 Tax Levy Collected  
 Tax Levy Cancelled, Abated or Adjusted .03

EXPENDITURES		REVENUES-REALIZED		1973 PROPERTY TAX	
GENERAL GOVERNMENT				STATE EQUALIZED TAX RATE .95	
Governing Body & Public Boards		1973 Property Taxes Collected 2,730,626.17		Local District School Taxes 1,439,104.18	
Municipal Clerk		1973 Payments in Lieu of Taxes 27,261.77		Regional & Consolidated School Tax	
Financial Administration	13,250.00	Delinquent Tax & Lien Collections 272,719.18		School Taxes in Municipal Budget	
Assessment of Taxes	11,500.00	Business Personality Replacement Taxes 168,291.14		County Taxes .59 895,965.28	
Collection of Taxes	7,450.00	Other Miscellaneous Tax Revenues 32,349.59		County Library Taxes .27 407,634.92	
Planning, Housing & Development	15,100.00	State Aid Revenues 179,550.00		Local Municipal Purpose Taxes .03 44,870.00	
Human Resources		Federal Aid Revenues		Veteran & Senior Citizen Taxes 1.84 2,787,574.38	
Elections	2,700.00	State and Local Fiscal Assistance Act Utilized		Total Taxes for Rate Computation	
General Administration (other)	88,650.00	Sale of Acquired Property 93,335.62		Special District Taxes	
JUDICIARY		Other Miscellaneous Revenues 4,696.56		Bank Stock Taxes 2,281.77	
Municipal Courts	6,200.00	Other Revenues, Revenue Sharing Tax Effort		Added and Omitted Taxes 4,812.71	
PUBLIC SAFETY		Total 3,508,830.03		Total Taxes Levied - ABSTRACT 2,749,798.86	
Fire Protection	39,800.00	Prior Years Surplus Appropriated 200,000.00		Total Taxes Billed 2,760,617.40	
Police Protection	189,475.00	REVENUES TOTAL 3,708,830.03		1973 TAXES COLLECTED 2,730,626.17	
Civil Defense & Disaster Control	100.00	CAPITAL OUTLAY TOTAL 26,137.98		1973 Taxes Cancelled, Abated or Adjusted 912.86	
Environmental Inspection & Control	4,000.00	Public Enterprises		Transfer to Tax Title Liens or Foreclosed 826.30	
Other Public Safety		Recreation—Culture		Balance Outstanding Dec. 31, 1973 28,252.07	
PUBLIC WORKS		Public Works 17,919.63		PRIOR YEARS TAXES OUTSTANDING	
Streets and Drainage	198,850.00	Buildings and Grounds 8,218.35		Balance January 1, 1973 23,570.37	
Sewers and Sewage Processing	104,570.00	Library and Education		Collected in 1973 22,337.22	
Garbage and Trash Disposal	104,174.03	Conservation		Cancelled, Abated or Adjusted 1973 189.23	
Public Buildings and Grounds	50,256.00	All Other		Transfers to Tax Title Liens or Foreclosed 1,043.92	
Other Public Works		CAPITAL DEBT AUTHORIZED, DECEMBER 31, 1973		Balance December 31, 1973	
HEALTH and WELFARE		ISSUED AND UNISSUED GROSS DEBT NET DEBT		TAX TITLE LIENS OUTSTANDING	
Health Services Except Environmental	13,000.00	School 909,000		Balance January 1, 1973 7,388.19	
Welfare-Public Assistance	4,200.00	Self-liquidating 20,000		Transfers From Taxes 2,067.20	
Hospitals, Clinics, First Aid		Other 929,000		Redeemed in 1973 4,924.55	
Animal, Insect, & Rodent Control	23,450.00	ISSUED AND OUTSTANDING		Cancelled, Abated or Adjusted (1973) 1,262.10	
Other Welfare Services		School 828,000.00		Transfers to Foreclosed Property	
RECREATION and CONSERVATION		Self-Liquidating		Balance December 31, 1973 3,268.74	
Beaches and Boardwalks		Other		PROPERTY ACQUIRED BY DEED OR	
Parks, Playgrounds, Shade Trees	21,150.00	Total 828,000.00		FORECLOSURE	
Land Reclamation & Conservation		EQUALIZED VALUATION BASIS		Balance January 1, 1973 7,070.00	
Other Recreational Services	20,054.37	FOR NET DEBT COMPUTATION 133,885,222.33		Transfers From Taxes or Liens	
EDUCATION (excluding schools)		REAL PROPERTY VALUATIONS		Sale for Cash (1973)	
Libraries	20,660.00	Code Class # of Parcels % VAL'N ASSESSED VALUATION		Cancelled, Abated or Adjusted (1973)	
Other Educational Services		1 Vacant Land 311 1.09 1,056,000.00		Balance December 31, 1973 7,070.00	
STATUTORY EXPENDITURES		2 Residential 1400 17.14 16,585,100.00		CURRENT FINANCES DECEMBER 31, 1973	
Pensions & F. I. C. A.	48,100.00	3 Farm 34 .44 417,900.00		ASSETS	
Employee Fringe Benefits	16,500.00	4a Commercial 62 1.52 1,472,700.00		Cash Dec. 31, 1973 660,589.93	
Other Statutory Expenditures		4b Industrial 14 79.73 77,142,900.00		Taxes Receivable 28,252.07	
MUNICIPAL FUNCTIONS		4c Apartments 4 .09 84,300.00		Tax Title Liens 3,268.74	
CAPITAL IMPROVEMENTS	160,850.00	Total 1825 96,758,900.00		Foreclosed Property 7,070.00	
DEBT SERVICE		Land Area 9.44 Sq. Miles		Emergencies & Other Deferred Charges 8,710.48	
Principal Payments		Net Valuation Taxable-Municipal 97,120,635.00		State Aid Receivable 4,687.42	
Interest Payments	500.00	Net Valuation Taxable-County 146,789,645.00		Other Receivables 26,367.67	
DEFERRED CHARGES		State Equalized Valuation 151,719,404.00		Total 738,946.31	
SCHOOL, COUNTY, SPECIAL DISTRICT TAXES	2,335,069.46	State Equalization Ratio 63.94		LIABILITIES, RESERVES, AND SURPLUS	
RESERVE FOR UNCOLLECTED TAXES	54,680.41			Cash Liabilities 283,652.02	
EMERGENCY EMPLOYMENT ACT OF 1971				Reserves for Receivables 64,268.48	
EXPENDITURES TOTAL	3,435,522.94			Surplus Dec. 31, 1973 391,025.81	
				Total 738,946.31	

2107

Population 1970 1,485  
 Population 1973 1,530  
 S & P Rating  
 Moody Rating BAA

General Tax Rate Per \$100. 3.64  
 State Equalized Tax Rate 2.34

## GREENWICH TOWNSHIP — WARREN CO.

Form of Government:

Township Committee

Number of Members on Governing Body 3

PER CAPITA:

Gross Debt 245.75  
 Net Debt  
 Debt Service  
 Total Tax Levy 328.21  
 Municipal Expenditures 94.98

PER CENT:

Gross Debt 2.55  
 Net Debt  
 Tax Levy Collected 92.28  
 Tax Levy Cancelled, Abated or Adjusted .56

EXPENDITURES		REVENUES-REALIZED		1973 PROPERTY TAX	
<b>GENERAL GOVERNMENT</b>				<b>STATE EQUALIZED TAX RATE — 2.17</b>	
Governing Body & Public Boards		1973 Property Taxes Collected	464,279.93	Local District School Taxes	362,710.00
Municipal Clerk		1973 Payments in Lieu of Taxes		Regional & Consolidated School Tax	
Financial Administration	2,660.00	Delinquent Tax & Lien Collections	52,492.33	School Taxes in Municipal Budget	
Assessment of Taxes	3,000.00	Business Personalty Replacement Taxes	14,850.00	County Taxes	116,318.80
Collection of Taxes	2,700.00	Taxes from Public Utilities	43,323.33	County Library Taxes	3,858.58
Planning, Housing & Development	2,800.00	Other Miscellaneous Tax Revenues		Local Municipal Purpose Taxes	-214.13
Human Resources		State Aid Revenues	6,615.13	Veteran & Senior Citizen Taxes	8,990.00
Elections		Federal Aid Revenues		Total Taxes for Rate Computation	491,663.25
General Administration (other)	17,000.00	State and Local Fiscal Assistance Act Utilized		Special District Taxes	
<b>JUDICIARY</b>		Sale of Acquired Property	33,301.77	Bank Stock Taxes	214.13
Municipal Courts	5,575.00	Other Miscellaneous Revenues	6,415.78	Added and Omitted Taxes	19,274.05
<b>PUBLIC SAFETY</b>		Other Revenues, Revenue Sharing Tax Effort	621,278.24	Total Taxes Levied - ABSTRACT	502,161.43
Fire Protection	3,050.00	Total	693,965.14	Total Taxes Billed	503,146.62
Police Protection	7,250.00	Prior Years Surplus Appropriated	72,686.90	1973 TAXES COLLECTED	464,279.90
Civil Defense & Disaster Control	200.00	<b>REVENUES TOTAL</b>		1973 Taxes Cancelled, Abated or Adjusted	2,815.16
Environmental Inspection & Control	1,250.00	<b>CAPITAL OUTLAY TOTAL</b>	2,496.00	Transfer to Tax Title Liens or Foreclosed	
Other Public Safety				Balance Outstanding Dec. 31, 1973	36,051.56
<b>PUBLIC WORKS</b>				<b>PRIOR YEARS TAXES OUTSTANDING</b>	
Streets and Drainage	18,875.00	Public Enterprises		Balance January 1, 1973	67,669.19
Sewers and Sewage Processing		Recreation—Culture	2,496.00	Collected in 1973	52,492.33
Garbage and Trash Disposal		Public Works		Cancelled, Abated or Adjusted 1973	402.01
Public Buildings and Grounds		Buildings and Grounds		Transfers to Tax Title Liens or Foreclosed	
Other Public Works		Library and Education		Balance December 31, 1973	14,774.85
<b>HEALTH and WELFARE</b>		Conservation		<b>TAX TITLE LIENS OUTSTANDING</b>	
Health Services Except Environmental	400.00	All Other		Balance January 1, 1973	
Welfare-Public Assistance	750.00			Transfers From Taxes	
Hospitals, Clinics, First Aid		<b>CAPITAL DEBT AUTHORIZED, DECEMBER 31, 1973</b>		Redeemed in 1973	
Animal, Insect, & Rodent Control		<b>ISSUED AND UNISSUED</b>		Cancelled, Abated or Adjusted (1973)	
Other Welfare Services		School	376,000	Transfers to Foreclosed Property	
<b>RECREATION and CONSERVATION</b>		Self-liquidating		Balance December 31, 1973	
Beaches and Boardwalks		Other		<b>PROPERTY ACQUIRED BY DEED OR</b>	
Parks, Playgrounds, Shade Trees	2,000.00	Total	376,000	<b>FORECLOSURE</b>	
Land Reclamation & Conservation		<b>ISSUED AND OUTSTANDING</b>		Balance January 1, 1973	
Other Recreational Services		School	376,000.00	Transfers From Taxes or Liens	
<b>EDUCATION (excluding schools)</b>		Self-Liquidating		Sale for Cash (1973)	
Libraries	360.00	Other		Cancelled, Abated or Adjusted (1973)	
Other Educational Services		Total	376,000.00	Balance December 31, 1973	
<b>STATUTORY EXPENDITURES</b>		<b>EQUALIZED VALUATION BASIS</b>		<b>CURRENT FINANCES DECEMBER 31, 1973</b>	
Pensions & F. I. C. A.	3,150.00	<b>FOR NET DEBT COMPUTATION</b>	14,761,187.33	<b>ASSETS</b>	
Employee Fringe Benefits		<b>REAL PROPERTY VALUATIONS</b>		Cash Dec. 31, 1973	443,082.65
Other Statutory Expenditures		<b>Code Class # of Parcels % VAL'N</b>		Taxes Receivable	50,826.41
<b>MUNICIPAL FUNCTIONS</b>		1 Vacant Land 36 2.07	274,700.00	Tax Title Liens	
<b>CAPITAL IMPROVEMENTS</b>	71,020.00	2 Residential 368 54.36	7,204,550.00	Foreclosed Property	
<b>DEBT SERVICE</b>	72,000.00	3 Farm 137 24.52	3,249,750.00	Emergencies & Other Deferred Charges	
Principal Payments		4a Commercial 36 17.10	2,266,200.00	State Aid Receivable	240.00
Interest Payments		4b Industrial 3 1.94	257,300.00	Other Receivables	681.29
<b>DEFERRED CHARGES</b>	647.03	4c Apartments		Total	494,830.35
SCHOOL, COUNTY, SPECIAL DISTRICT TAXES	482,887.38	Total 580	13,252,500.00	<b>LIABILITIES, RESERVES, AND SURPLUS</b>	
RESERVE FOR UNCOLLECTED TAXES	73,650.00	Land Area 10.42 Sq. Miles		Cash Liabilities	282,419.33
EMERGENCY EMPLOYMENT ACT OF 1971		Net Valuation Taxable-Municipal	13,534,847.00	Reserves for Receivables	51,507.70
<b>EXPENDITURES</b>		Net Valuation Taxable-County	15,221,637.00	Surplus Dec. 31, 1973	160,903.32
<b>TOTAL</b>	628,204.41	State Equalized Valuation	16,668,992.00	Total	494,830.35
		State Equalization Ratio	80.88		

0903

Population 1970 5,755  
 Population 1973 5,855  
 S & P Rating  
 Moody Rating

General Tax Rate Per \$100. 5.12  
 State Equalized Tax Rate 3.72

## GUTTENBERG TOWN — HUDSON CO.

Form of Government:

Town Council

Number of Members on Governing Body 6

PER CAPITA:

Gross Debt 67.47  
 Net Debt 30.91  
 Debt Service 4.59  
 Total Tax Levy 275.49  
 Municipal Expenditures 148.74

PER CENT:

Gross Debt 1.00  
 Net Debt .46  
 Tax Levy Collected 96.34  
 Tax Levy Cancelled, Abated or Adjusted .04

EXPENDITURES		REVENUES-REALIZED		1973 PROPERTY TAX	
GENERAL GOVERNMENT				STATE EQUALIZED TAX RATE 1.53	
Governing Body & Public Boards		1973 Property Taxes Collected	1,563,730.67	Local District School Taxes	667,886.00
Municipal Clerk		1973 Payments in Lieu of Taxes	1,413.43	Regional & Consolidated School Tax	10,940.00
Financial Administration	17,450.00	Delinquent Tax & Lien Collections	80,969.50	School Taxes in Municipal Budget	.02
Assessment of Taxes	6,250.00	Business Personalty Replacement Taxes	83,619.43	County Taxes	1.15
Collection of Taxes	11,020.00	Taxes from Public Utilities	58,820.36	County Library Taxes	
Planning, Housing & Development	1,000.00	Other Miscellaneous Tax Revenues		Local Municipal Purpose Taxes	.98
Human Resources		State Aid Revenues	42,573.50	Veteran & Senior Citizen Taxes	.05
Elections	2,700.00	Federal Aid Revenues	55,641.58	Total Taxes for Rate Computation	3.73
General Administration (other)	63,640.00	State and Local Fiscal Assistance Act Utilized	42,000.00	Special District Taxes	
JUDICIARY		Sale of Acquired Property		Bank Stock Taxes	4,045.97
Municipal Courts	12,460.00	Other Miscellaneous Revenues	64,300.00	Added and Omitted Taxes	
PUBLIC SAFETY		Other Revenues, Revenue Sharing Tax Effort	20,627.83	Total Taxes Levied - ABSTRACT	1,612,971.66
Fire Protection	61,000.00	Total	2,013,696.30	Total Taxes Billed	1,623,187.92
Police Protection	205,300.00	Prior Years Surplus Appropriated	100,000.00	1973 TAXES COLLECTED	1,563,730.67
Civil Defense & Disaster Control		REVENUES TOTAL	2,113,696.30	1973 Taxes Cancelled, Abated or Adjusted	705.32
Environmental Inspection & Control	1,275.00	CAPITAL OUTLAY TOTAL	250,257.98	Transfer to Tax Title Liens or Foreclosed	4,488.48
Other Public Safety				Balance Outstanding Dec. 31, 1973	54,263.45
PUBLIC WORKS				PRIOR YEARS TAXES OUTSTANDING	
Streets and Drainage	97,500.00	Public Enterprises		Balance January 1, 1973	78,222.51
Sewers and Sewage Processing	20,460.00	Recreation—Culture		Collected in 1973	69,830.44
Garbage and Trash Disposal	53,205.00	Public Works	2,850.00	Cancelled, Abated or Adjusted 1973	.61
Public Buildings and Grounds	13,000.00	Buildings and Grounds	138,120.61	Transfers to Tax Title Liens or Foreclosed	3,700.99
Other Public Works		Library and Education	109,287.37	Balance December 31, 1973	4,690.47
HEALTH and WELFARE		Conservation		TAX TITLE LIENS OUTSTANDING	
Health Services Except Environmental	5,750.00	All Other		Balance January 1, 1973	11,194.84
Welfare-Public Assistance	7,560.00			Transfers From Taxes	8,814.19
Hospitals, Clinics, First Aid				Redeemed in 1973	11,139.06
Animal, Insect, & Rodent Control				Cancelled, Abated or Adjusted (1973)	
Other Welfare Services	500.00			Transfers to Foreclosed Property	
RECREATION and CONSERVATION				Balance December 31, 1973	8,869.97
Beaches and Boardwalks				PROPERTY ACQUIRED BY DEED OR	
Parks, Playgrounds, Shade Trees				FORECLOSURE	
Land Reclamation & Conservation				Balance January 1, 1973	10,800.00
Other Recreational Services	12,120.00			Transfers From Taxes or Liens	
EDUCATION (excluding schools)				Sale for Cash (1973)	
Libraries	3,400.00			Cancelled, Abated or Adjusted (1973)	
Other Educational Services				Balance December 31, 1973	10,800.00
STATUTORY EXPENDITURES				CURRENT FINANCES DECEMBER 31, 1973	
Pensions & F. I. C. A.	58,400.00			ASSETS	
Employee Fringe Benefits	14,000.00			Cash Dec. 31, 1973	729,844.36
Other Statutory Expenditures				Taxes Receivable	58,953.92
MUNICIPAL FUNCTIONS TOTAL	667,990.00			Tax Title Liens	8,869.97
CAPITAL IMPROVEMENTS *MEMO*	43,000.00			Foreclosed Property	10,800.00
DEBT SERVICE				Emergencies & Other Deferred Charges	2,700.00
Principal Payments	15,000.00			State Aid Receivable	143,956.66
Interest Payments	11,876.00			Other Receivables	259.94
TYPE I SCHL DEBT *MEMO	10,940.00			Total	955,384.85
DEFERRED CHARGES	2,700.00			LIABILITIES, RESERVES, AND SURPLUS	
SCHOOL, COUNTY, SPECIAL DISTRICT TAXES	1,181,730.48			Cash Liabilities	583,895.68
RESERVE FOR UNCOLLECTED TAXES	115,302.68			Reserves for Receivables	78,883.83
EMERGENCY EMPLOYMENT ACT OF 1971	58,000.00			Surplus Dec. 31, 1973	292,605.34
EXPENDITURES TOTAL	2,052,599.16			Total	955,384.85

1971/3000

\* ABOVE DEBT SERVICE INCLUDES TYPE I SCHOOL DEBT

0223

Population 1970 36,095  
 Population 1973 37,330  
 S & P Rating A  
 Moody Rating A

General Tax Rate Per \$100. 3.11  
 State Equalized Tax Rate 3.23

## HACKENSACK CITY — BERGEN CO.

Form of Government:  
 Council-Manager (1923)  
 Number of Members on Governing Body 5

PER CAPITA:  
 Gross Debt 526.18  
 Net Debt 184.63  
 Debt Service 29.21  
 Total Tax Levy 432.26  
 Municipal Expenditures 285.63

PER CENT:  
 Gross Debt 4.62  
 Net Debt 1.62  
 Tax Levy Collected 93.60  
 Tax Levy Cancelled, Abated or Adjusted 3.15

EXPENDITURES		REVENUES-REALIZED		1973 PROPERTY TAX	
GENERAL GOVERNMENT				STATE EQUALIZED TAX RATE — 1.44	
Governing Body & Public Boards		1973 Property Taxes Collected	15,141,547.93	Local District School Taxes	7,108,397.00
Municipal Clerk		1973 Payments in Lieu of Taxes	29,754.48	Regional & Consolidated School Tax	
Financial Administration	88,959.00	Delinquent Tax & Lien Collections	362,354.42	School Taxes in Municipal Budget	.15 752,000.00
Assessment of Taxes	55,462.00	Business Personalty Replacement Taxes	1,119,893.86	County Taxes	.37 1,817,349.63
Collection of Taxes	46,956.00	Taxes from Public Utilities	784,562.63	County Library Taxes	
Planning, Housing & Development	80,275.00	Other Miscellaneous Tax Revenues	309,502.30	Local Municipal Purpose Taxes	1.25 6,150,255.98
Human Resources	61,296.00	State Aid Revenues	343,749.20	Veteran & Senior Citizen Taxes	.02 122,700.00
Elections	11,000.00	Federal Aid Revenues	201,463.54	Total Taxes for Rate Computation	3.23 15,950,702.61
General Administration (other)	582,105.00	State and Local Fiscal Assistance Act Utilized	323,666.00	Special District Taxes	
JUDICIARY		Sale of Acquired Property		Bank Stock Taxes	130,417.18
Municipal Courts	74,104.00	Other Miscellaneous Revenues	450,056.75	Added and Omitted Taxes	177,939.74
PUBLIC SAFETY		Other Revenues, Revenue Sharing Tax Effort	251,857.10	Total Taxes Levied - ABSTRACT	16,136,359.53
Fire Protection	1,569,521.00	Total	19,318,408.21	Total Taxes Billed	16,176,862.48
Police Protection	1,630,636.00	Prior Years Surplus Appropriated	350,000.00	1973 TAXES COLLECTED	15,141,547.93
Civil Defense & Disaster Control	3,100.00	REVENUES TOTAL	19,668,408.21	1973 Taxes Cancelled, Abated or Adjusted	509,027.15
Environmental Inspection & Control	106,471.00	CAPITAL OUTLAY TOTAL	3,089,660.84	Transfer to Tax Title Liens or Foreclosed	12,949.56
Other Public Safety				Balance Outstanding Dec. 31, 1973	513,337.84
PUBLIC WORKS				PRIOR YEARS TAXES OUTSTANDING	
Streets and Drainage	999,894.00	Public Enterprises		Balance January 1, 1973	351,998.40
Sewers and Sewage Processing	835,127.29	Recreation—Culture		Collected in 1973	350,786.76
Garbage and Trash Disposal	414,070.00	Public Works	138,616.55	Cancelled, Abated or Adjusted 1973	
Public Buildings and Grounds	379,830.00	Buildings and Grounds	1,270,860.29	Transfers to Tax Title Liens or Foreclosed	1,188.76
Other Public Works	70,000.00	Library and Education	1,680,184.00	Balance December 31, 1973	22.88
HEALTH and WELFARE		Conservation		TAX TITLE LIENS OUTSTANDING	
Health Services Except Environmental		All Other		Balance January 1, 1973	41,788.97
Welfare-Public Assistance	50,750.00	CAPITAL DEBT AUTHORIZED, DECEMBER 31, 1973		Transfers From Taxes	14,294.46
Hospitals, Clinics, First Aid	25,425.00	ISSUED AND UNISSUED GROSS DEBT		Redeemed in 1973	11,567.66
Animal, Insect, & Rodent Control	15,550.00	School 12,480,000		Cancelled, Abated or Adjusted (1973)	
Other Welfare Services		Self-Liquidating 249,000		Transfers to Foreclosed Property	
RECREATION and CONSERVATION		Other 6,913,156	6,892,156	Balance December 31, 1973	44,515.77
Beaches and Boardwalks		Total 19,642,156	6,892,156	PROPERTY ACQUIRED BY DEED OR FORECLOSURE	
Parks, Playgrounds, Shade Trees	196,070.00	ISSUED AND OUTSTANDING		Balance January 1, 1973	1,642.00
Land Reclamation & Conservation		School 11,340,000.00		Transfers From Taxes or Liens	
Other Recreational Services	16,500.00	Self-Liquidating 249,000.00		Sale for Cash (1973)	
EDUCATION (excluding schools)		Other 4,618,000.00		Cancelled, Abated or Adjusted (1973)	
Libraries	358,219.08	Total 16,207,000.00		Balance December 31, 1973	1,642.00
Other Educational Services		EQUALIZED VALUATION BASIS		CURRENT FINANCES DECEMBER 31, 1973	
STATUTORY EXPENDITURES		FOR NET DEBT COMPUTATION	425,609,242.33	ASSETS	
Pensions & F. I. C. A.	590,710.30	REAL PROPERTY VALUATIONS		Cash Dec. 31, 1973	2,436,790.28
Employee Fringe Benefits	179,000.00	Code Class # of Parcels % VAL'N		Taxes Receivable	513,360.72
Other Statutory Expenditures		1 Vacant Land 535 1.89	9,383,000.00	Tax Title Liens	44,515.77
MUNICIPAL FUNCTIONS TOTAL	8,440,930.67	2 Residential 4921 36.44	180,786,800.00	Foreclosed Property	1,642.00
CAPITAL IMPROVEMENTS *MEMO*	223,000.00	3 Farm		Emergencies & Other Deferred Charges	208,600.00
DEBT SERVICE		4a Commercial 940 26.51	131,525,600.00	State Aid Receivable	2,365.97
Principal Payments	663,000.00	4b Industrial 247 11.17	55,403,800.00	Other Receivables	222,924.09
Interest Payments	427,580.50	4c Apartments 204 23.99	118,994,300.00	Total	3,430,198.83
TYPE I SCHL DEBT *MEMO	751,901.25	Total 6847	496,093,500.00	LIABILITIES, RESERVES, AND SURPLUS	
DEFERRED CHARGES	238,033.06	Land Area 4.00 Sq. Miles		Cash Liabilities	1,274,295.21
SCHOOL, COUNTY, SPECIAL DISTRICT TAXES	9,677,746.63	Net Valuation Taxable-Municipal	513,506,624.00	Reserves for Receivables	782,442.58
RESERVE FOR UNCOLLECTED TAXES	697,647.16	Net Valuation Taxable-County	479,352,796.00	Surplus Dec. 31, 1973	1,373,461.04
EMERGENCY EMPLOYMENT ACT OF 1971	195,364.00	State Equalized Valuation	494,122,448.00	Total	3,430,198.83
EXPENDITURES TOTAL	20,340,302.02	State Equalization Ratio	104.08		

1971/3000

\* ABOVE DEBT SERVICE INCLUDES TYPE I SCHOOL DEBT

2108

Population 1970 9,495  
 Population 1973 9,875  
 S & P Rating  
 Moody Rating

General Tax Rate Per \$100. 5.01  
 State Equalized Tax Rate 4.08

## HACKETTSTOWN TOWN — WARREN CO.

Form of Government:  
 Special Charter — (Ch 206-1970)  
 Number of Members on Governing Body 6

PER CAPITA: 530.86  
 Gross Debt 177.47  
 Net Debt 3.56  
 Debt Service 357.02  
 Total Tax Levy 128.05  
 Municipal Expenditures

PER CENT: 6.79  
 Gross Debt 2.27  
 Net Debt 95.59  
 Tax Levy Collected  
 Tax Levy Cancelled, Abated or Adjusted .29

EXPENDITURES		REVENUES-REALIZED		1973 PROPERTY TAX	
<b>GENERAL GOVERNMENT</b>		<b>1973 Property Taxes Collected</b>		<b>STATE EQUALIZED TAX RATE</b>	
Governing Body & Public Boards			3,376,248.30	Local District School Taxes	2.65
Municipal Clerk	7,800.00	1973 Payments in Lieu of Taxes		Regional & Consolidated School Tax	
Financial Administration	12,600.00	Delinquent Tax & Lien Collections	145,679.34	School Taxes in Municipal Budget	
Assessment of Taxes	8,380.00	Business Personalty Replacement Taxes	164,371.89	County Taxes	.73
Collection of Taxes	5,450.00	Taxes from Public Utilities	122,835.09	County Library Taxes	
Planning, Housing & Development		Other Miscellaneous Tax Revenues		Local Municipal Purpose Taxes	.65
Human Resources		State Aid Revenues	51,510.09	Veteran & Senior Citizen Taxes	.04
Elections		Federal Aid Revenues		Total Taxes for Rate Computation	4.07
General Administration (other)	101,300.00	State and Local Fiscal Assistance Act Utilized	86,770.00	Special District Taxes	
<b>JUDICIARY</b>		Sale of Acquired Property		Bank Stock Taxes	7,573.09
Municipal Courts	13,640.00	Other Miscellaneous Revenues	99,262.42	Added and Omitted Taxes	23,437.68
<b>PUBLIC SAFETY</b>		Other Revenues, Revenue Sharing Tax Effort	34,011.64	Total Taxes Levied - ABSTRACT	3,525,549.08
Fire Protection	37,100.00	Total	4,080,688.47	Total Taxes Billed	3,532,193.79
Police Protection	234,000.00	Prior Years Surplus Appropriated	117,000.00	1973 TAXES COLLECTED	3,376,248.30
Civil Defense & Disaster Control	100.00	<b>REVENUES TOTAL</b>	4,197,688.47	1973 Taxes Cancelled, Abated or Adjusted	10,246.64
Environmental Inspection & Control	7,600.00	<b>CAPITAL OUTLAY TOTAL</b>	103,980.77	Transfer to Tax Title Liens or Foreclosed	8,722.55
Other Public Safety		Public Enterprises		Balance Outstanding Dec. 31, 1973	136,976.30
<b>PUBLIC WORKS</b>		Recreation—Culture	23,352.68	<b>PRIOR YEARS TAXES OUTSTANDING</b>	
Streets and Drainage	259,900.00	Public Works	72,427.36	Balance January 1, 1973	124,322.89
Sewers and Sewage Processing		Buildings and Grounds	8,200.73	Collected in 1973	115,928.39
Garbage and Trash Disposal	6,200.00	Library and Education		Cancelled, Abated or Adjusted 1973	44.73
Public Buildings and Grounds	28,800.00	Conservation		Transfers to Tax Title Liens or Foreclosed	1,357.91
Other Public Works		All Other		Balance December 31, 1973	6,991.86
<b>HEALTH and WELFARE</b>		<b>CAPITAL DEBT AUTHORIZED, DECEMBER 31, 1973</b>		<b>TAX TITLE LIENS OUTSTANDING</b>	
Health Services Except Environmental	5,000.00	ISSUED AND UNISSUED		Balance January 1, 1973	50,679.25
Welfare-Public Assistance	2,025.00	School	4,353,000	Transfers From Taxes	10,237.86
Hospitals, Clinics, First Aid	12,500.00	Self-liquidating		Redeemed in 1973	29,750.65
Animal, Insect, & Rodent Control		Other	889,280	Cancelled, Abated or Adjusted (1973)	
Other Welfare Services		Total	5,242,280	Transfers to Foreclosed Property	
<b>RECREATION and CONSERVATION</b>		<b>ISSUED AND OUTSTANDING</b>		Balance December 31, 1973	31,166.46
Beaches and Boardwalks		School	4,353,000.00	<b>PROPERTY ACQUIRED BY DEED OR FORECLOSURE</b>	
Parks, Playgrounds, Shade Trees	11,000.00	Self-Liquidating		Balance January 1, 1973	
Land Reclamation & Conservation	1,875.00	Other	184,000.00	Transfers From Taxes or Liens	
Other Recreational Services	63,350.00	Total	4,537,000.00	Sale for Cash (1973)	
<b>EDUCATION (excluding schools)</b>		<b>EQUALIZED VALUATION BASIS</b>		Cancelled, Abated or Adjusted (1973)	
Libraries	40,500.00	<b>FOR NET DEBT COMPUTATION</b>	77,187,141.33	Balance December 31, 1973	
Other Educational Services		<b>REAL PROPERTY VALUATIONS</b>		<b>CURRENT FINANCES DECEMBER 31, 1973</b>	
<b>STATUTORY EXPENDITURES</b>		Code Class # of Parcels % VAL'N		<b>ASSETS</b>	
Pensions & F. I. C. A.	36,218.16	1 Vacant Land 153 3.65	2,519,635.00	Cash Dec. 31, 1973	1,146,594.33
Employee Fringe Benefits	14,200.00	2 Residential 1860 60.53	41,821,692.00	Taxes Receivable	143,968.16
Other Statutory Expenditures		3 Farm 7 .10	70,225.00	Tax Title Liens	31,166.46
<b>MUNICIPAL FUNCTIONS</b>	909,538.16	4a Commercial 154 17.46	12,060,450.00	Foreclosed Property	
<b>CAPITAL IMPROVEMENTS</b>	203,433.52	4b Industrial 12 11.04	7,627,425.00	Emergencies & Other Deferred Charges	17,066.75
<b>DEBT SERVICE</b>		4c Apartments 21 7.22	4,587,575.00	State Aid Receivable	
Principal Payments	25,000.00	Total 2207	69,087,002.00	Other Receivables	
Interest Payments	10,172.50	Land Area 3.60 Sq. Miles		Total	114,680.38
<b>DEFERRED CHARGES</b>	41,307.48	Net Valuation Taxable-Municipal	70,585,840.00	<b>LIABILITIES, RESERVES, AND SURPLUS</b>	
<b>SCHOOL, COUNTY, SPECIAL DISTRICT TAXES</b>	2,930,071.77	Net Valuation Taxable-County	84,671,952.00	Cash Liabilities	738,548.21
<b>RESERVE FOR UNCOLLECTED TAXES</b>	278,441.49	State Equalized Valuation	86,277,460.00	Reserves for Receivables	289,815.00
<b>EMERGENCY EMPLOYMENT ACT OF 1971</b>		State Equalization Ratio	81.50	Surplus Dec. 31, 1973	425,512.87
<b>EXPENDITURES TOTAL</b>	4,194,531.40			Total	1,453,876.08

0416

Population 1970 18,200  
 Population 1973 18,155  
 S & P Rating  
 Moody Rating

General Tax Rate Per \$100. 5.48  
 State Equalized Tax Rate 3.28

## HADDON TOWNSHIP — CAMDEN CO.

Form of Government:

Commission (1911)

Number of Members on Governing Body 3

PER CAPITA:

Gross Debt 139.83  
 Net Debt 18.00  
 Debt Service 278.81  
 Total Tax Levy 95.02  
 Municipal Expenditures

PER CENT:

Gross Debt 1.89  
 Net Debt .24  
 Tax Levy Collected 97.98  
 Tax Levy Cancelled, Abated or Adjusted .80

EXPENDITURES		REVENUES-REALIZED		1973 PROPERTY TAX	
GENERAL GOVERNMENT				STATE EQUALIZED TAX RATE 1.94	
Governing Body & Public Boards	1,000.00	1973 Property Taxes Collected 4,954,340.25		Local District School Taxes	2,582,307.22
Municipal Clerk		1973 Payments in Lieu of Taxes		Regional & Consolidated School Tax	
Financial Administration		Delinquent Tax & Lien Collections 100,090.64		School Taxes in Municipal Budget	
Assessment of Taxes	13,740.00	Business Personalty Replacement Taxes 66,643.38		County Taxes .89	1,362,677.42
Collection of Taxes	27,614.00	Taxes from Public Utilities 257,861.20		County Library Taxes .03	41,214.43
Planning, Housing & Development	26,850.00	Other Miscellaneous Tax Revenues		Local Municipal Purpose Taxes .35	543,470.93
Human Resources		State Aid Revenues 89,821.23		Veteran & Senior Citizen Taxes .08	127,330.00
Elections	2,700.00	Federal Aid Revenues 16,500.00		Total Taxes for Rate Computation 3.29	5,057,000.00
General Administration (other)	111,612.00	State and Local Fiscal Assistance Act Utilized 186,891.50		Special District Taxes	97,700.00
JUDICIARY		Sale of Acquired Property 99,043.28		Bank Stock Taxes	13,769.07
Municipal Courts	13,037.00	Other Miscellaneous Revenues 48,556.86		Added and Omitted Taxes	20,617.89
PUBLIC SAFETY		Other Revenues, Revenue Sharing Tax Effort 5,819,748.34		Total Taxes Levied - ABSTRACT	5,061,756.96
Fire Protection	13,210.00	Prior Years Surplus Appropriated 580,000.00		Total Taxes Billed	5,056,692.40
Police Protection	335,095.00	REVENUES TOTAL 6,399,748.34		1973 TAXES COLLECTED	4,954,340.25
Civil Defense & Disaster Control	3,925.00	CAPITAL OUTLAY TOTAL 268,731.56		1973 Taxes Cancelled, Abated or Adjusted	40,240.11
Environmental Inspection & Control	5,370.00	Public Enterprises 266,374.57		Transfer to Tax Title Liens or Foreclosed	232.19
Other Public Safety		Recreation—Culture 2,356.99		Balance Outstanding Dec. 31, 1973	61,879.85
PUBLIC WORKS		Buildings and Grounds		PRIOR YEARS TAXES OUTSTANDING	
Streets and Drainage	368,829.59	Library and Education		Balance January 1, 1973	96,061.87
Sewers and Sewage Processing		Conservation		Collected in 1973	96,061.87
Garbage and Trash Disposal	135,382.00	All Other		Cancelled, Abated or Adjusted 1973	
Public Buildings and Grounds	13,200.00	CAPITAL DEBT AUTHORIZED, DECEMBER 31, 1973		Transfers to Tax Title Liens or Foreclosed	
Other Public Works		ISSUED AND UNISSUED GROSS DEBT NET DEBT		Balance December 31, 1973	
HEALTH and WELFARE		School 1,917,000		TAX TITLE LIENS OUTSTANDING	
Health Services Except Environmental	1,935.00	Self-liquidating 494,958		Balance January 1, 1973	5,032.74
Welfare-Public Assistance	1,506.00	Other 126,708		Transfers From Taxes	232.19
Hospitals, Clinics, First Aid		Total 2,538,666		Redeemed in 1973	4,028.77
Animal, Insect, & Rodent Control		ISSUED AND OUTSTANDING		Cancelled, Abated or Adjusted (1973)	
Other Welfare Services		School 1,917,000.00		Transfers to Foreclosed Property	
RECREATION and CONSERVATION		Self-Liquidating 300,000.00		Balance December 31, 1973	1,236.16
Beaches and Boardwalks	67,774.50	Other		PROPERTY ACQUIRED BY DEED OR	
Parks, Playgrounds, Shade Trees	41,070.00	Total 2,217,000.00		FORECLOSURE	
Land Reclamation & Conservation		EQUALIZED VALUATION BASIS		Balance January 1, 1973	40,710.00
Other Recreational Services	28,369.00	FOR NET DEBT COMPUTATION 134,398,068.00		Transfers From Taxes or Liens	
EDUCATION (excluding schools)		REAL PROPERTY VALUATIONS		Sale for Cash (1973)	
Libraries	41,000.00	Code Class # of Parcels % VAL'N ASSESSED VALUATION		Cancelled, Abated or Adjusted (1973)	
Other Educational Services		1 Vacant Land 272 1.09 1,003,750.00		Balance December 31, 1973	40,710.00
STATUTORY EXPENDITURES		2 Residential 4543 72.04 66,109,350.00		CURRENT FINANCES DECEMBER 31, 1973	
Pensions & F. I. C. A.	69,597.41	3 Farm		ASSETS	
Employee Fringe Benefits	24,000.00	4a Commercial 284 11.91 10,927,850.00		Cash Dec. 31, 1973	960,790.75
Other Statutory Expenditures		4b Industrial 27 1.27 1,150,950.00		Taxes Receivable	61,879.85
MUNICIPAL FUNCTIONS	TOTAL 1,347,216.50	4c Apartments 19 13.69 12,565,650.00		Tax Title Liens	1,236.16
CAPITAL IMPROVEMENTS	* MEMO* 190,122.09	Total 5145 91,767,550.00		Foreclosed Property	40,710.00
DEBT SERVICE		Land Area 2.69 Sq. Miles		Emergencies & Other Deferred Charges	4,100.00
Principal Payments		Net Valuation Taxable-Municipal 92,362,561.00		State Aid Receivable	29,842.54
Interest Payments		Net Valuation Taxable-County 136,092,095.00		Other Receivables	24,465.72
DEFERRED CHARGES	810.45	State Equalized Valuation 153,519,339.00		Total	1,123,025.02
SCHOOL, COUNTY, SPECIAL DISTRICT TAXES	4,483,899.07	State Equalization Ratio 60.01		LIABILITIES, RESERVES, AND SURPLUS	
RESERVE FOR UNCOLLECTED TAXES	359,240.00			Cash Liabilities	407,089.93
EMERGENCY EMPLOYMENT ACT OF 1971	17,778.00			Reserves for Receivables	128,291.73
EXPENDITURES	TOTAL 6,208,944.32			Surplus Dec. 31, 1973	587,643.36
				Total	1,123,025.02

0418

Population 1970 9,375  
 Population 1973 9,380  
 S & P Rating  
 Moody Rating

General Tax Rate Per \$100. 6.49  
 State Equalized Tax Rate 3.33

HADDON HEIGHTS BOROUGH — CAMDEN CO.  
 Form of Government:  
 Borough Council  
 Number of Members on Governing Body 6

PER CAPITA:  
 Gross Debt 90.22  
 Net Debt 54.71  
 Debt Service 5.56  
 Total Tax Levy 272.64  
 Municipal Expenditures 97.46

PER CENT:  
 Gross Debt 1.24  
 Net Debt .75  
 Tax Levy Collected 99.53  
 Tax Levy Cancelled, Abated or Adjusted .09

EXPENDITURES		REVENUES-REALIZED		1973 PROPERTY TAX	
GENERAL GOVERNMENT				STATE EQUALIZED TAX RATE 1.88	
Governing Body & Public Boards		1973 Property Taxes Collected 2,546,689.53		Local District School Taxes	1,481,272.00
Municipal Clerk		1973 Payments in Lieu of Taxes 3,474.05		Regional & Consolidated School Tax	
Financial Administration	8,400.00	Delinquent Tax & Lien Collections 9,756.95		School Taxes in Municipal Budget	
Assessment of Taxes	50,590.00	Business Personalty Replacement Taxes 30,046.71		County Taxes	690,406.12
Collection of Taxes	8,175.00	Taxes from Public Utilities 192,258.40		County Library Taxes	
Planning, Housing & Development	1,695.00	Other Miscellaneous Tax Revenues		Local Municipal Purpose Taxes	374,655.34
Human Resources		State Aid Revenues 46,882.04		Veteran & Senior Citizen Taxes	72,220.00
Elections		Federal Aid Revenues		Total Taxes for Rate Computation	2,618,753.46
General Administration (other)	77,440.00	State and Local Fiscal Assistance Act Utilized 66,046.25		Special District Taxes	
JUDICIARY		Sale of Acquired Property		Bank Stock Taxes	6,152.55
Municipal Courts	6,125.00	Other Miscellaneous Revenues 93,098.75		Added and Omitted Taxes	4,657.95
PUBLIC SAFETY		Other Revenues, Revenue Sharing Tax Effort 11,501.55		Total Taxes Levied - ABSTRACT	2,557,343.96
Fire Protection	32,381.20	Prior Years Surplus Appropriated 127,800.00		Total Taxes Billed	2,558,642.85
Police Protection	232,312.46	REVENUES TOTAL 3,127,554.23		1973 TAXES COLLECTED	2,546,689.53
Civil Defense & Disaster Control	835.00	CAPITAL OUTLAY TOTAL 32,136.81		1973 Taxes Cancelled, Abated or Adjusted	2,394.62
Environmental Inspection & Control	2,485.00	Public Enterprises		Transfer to Tax Title Liens or Foreclosed	
Other Public Safety		Recreation—Culture		Balance Outstanding Dec. 31, 1973	9,558.70
PUBLIC WORKS		Public Works 15,767.29		PRIOR YEARS TAXES OUTSTANDING	
Streets and Drainage	93,289.00	Buildings and Grounds 14,211.76		Balance January 1, 1973	9,756.95
Sewers and Sewage Processing	65,723.50	Library and Education 2,157.76		Collected in 1973	9,756.95
Garbage and Trash Disposal	65,789.00	CAPITAL DEBT AUTHORIZED, DECEMBER 31, 1973		Cancelled, Abated or Adjusted 1973	
Public Buildings and Grounds	14,593.00	ISSUED AND UNISSUED GROSS DEBT NET DEBT		Transfers to Tax Title Liens or Foreclosed	
Other Public Works		School 333,000		Balance December 31, 1973	
HEALTH and WELFARE		Self-liquidating 513,220		TAX TITLE LIENS OUTSTANDING	
Health Services Except Environmental	1,100.00	Other 513,220		Balance January 1, 1973	415.63
Welfare-Public Assistance	2,050.00	Total 846,220		Transfers From Taxes	
Hospitals, Clinics, First Aid		ISSUED AND OUTSTANDING		Redeemed in 1973	
Animal, Insect, & Rodent Control		School 333,000.00		Cancelled, Abated or Adjusted (1973)	
Other Welfare Services		Self-Liquidating 290,675.00		Transfers to Foreclosed Property	415.63
RECREATION and CONSERVATION		Other 623,675.00		Balance December 31, 1973	
Beaches and Boardwalks		EQUALIZED VALUATION BASIS		PROPERTY ACQUIRED BY DEED OR	
Parks, Playgrounds, Shade Trees	26,393.68	FOR NET DEBT COMPUTATION 68,331,055.33		FORECLOSURE	
Land Reclamation & Conservation		REAL PROPERTY VALUATIONS		Balance January 1, 1973	28,384.37
Other Recreational Services	3,550.00	Code Class # of Parcels % VAL'N ASSESSED VALUATION		Transfers From Taxes or Liens	415.63
EDUCATION (excluding schools)		1 Vacant Land 56 .33 132,750.00		Sale for Cash (1973)	
Libraries	40,800.00	2 Residential 2534 85.56 34,178,850.00		Cancelled, Abated or Adjusted (1973)	
Other Educational Services		3 Farm 4a Commercial 84 10.41 4,157,700.00		Balance December 31, 1973	28,800.00
STATUTORY EXPENDITURES		4b Industrial 3 .33 133,100.00		CURRENT FINANCES DECEMBER 31, 1973	
Pensions & F. I. C. A.	64,230.32	4c Apartments 17 3.37 1,346,300.00		ASSETS	
Employee Fringe Benefits	14,800.00	Total 2694 39,948,700.00		Cash Dec. 31, 1973	939,748.00
Other Statutory Expenditures		Land Area 1.58 Sq. Miles		Taxes Receivable	9,558.70
MUNICIPAL FUNCTIONS TOTAL	812,757.16	Net Valuation Taxable-Municipal		Tax Title Liens	
CAPITAL IMPROVEMENTS * MEMO *	61,900.00	Net Valuation Taxable-County		Foreclosed Property	28,800.00
DEBT SERVICE		State Equalized Valuation		Emergencies & Other Deferred Charges	45,986.58
Principal Payments	39,740.00	State Equalization Ratio 51.33		State Aid Receivable	8,000.00
Interest Payments	12,434.00			Other Receivables	1,525.90
DEFERRED CHARGES	5,331.04			Total	1,033,619.18
SCHOOL, COUNTY, SPECIAL DISTRICT TAXES	2,171,678.12			LIABILITIES, RESERVES, AND SURPLUS	
RESERVE FOR UNCOLLECTED TAXES	43,915.68			Cash Liabilities	850,592.82
EMERGENCY EMPLOYMENT ACT OF 1971				Reserves for Receivables	39,884.60
EXPENDITURES TOTAL	3,085,856.00			Surplus Dec. 31, 1973	143,141.76
				Total	1,033,619.18

0417

Population 1970 13,120  
 Population 1973 13,020  
 S & P Rating /  
 Moody Rating AA

General Tax Rate Per \$100. 3.61  
 State Equalized Tax Rate 3.32

## HADDONFIELD BOROUGH — CAMDEN CO.

Form of Government:  
 Commission (1911)  
 Number of Members on Governing Body 3

PER CAPITA:  
 Gross Debt 375.60  
 Net Debt 8.25  
 Debt Service 3.19  
 Total Tax Levy 411.49  
 Municipal Expenditures 121.38

PER CENT:  
 Gross Debt 3.47  
 Net Debt .08  
 Tax Levy Collected 97.38  
 Tax Levy Cancelled, Abated or Adjusted .31

EXPENDITURES		REVENUES-REALIZED		1973 PROPERTY TAX	
<b>GENERAL GOVERNMENT</b>				<b>STATE EQUALIZED TAX RATE</b> <span style="border: 1px solid black; padding: 2px;">1.90</span>	
Governing Body & Public Boards		1973 Property Taxes Collected	5,218,554.61	Local District School Taxes	3,066,922.00
Municipal Clerk		1973 Payments in Lieu of Taxes		Regional & Consolidated School Tax	
Financial Administration		Delinquent Tax & Lien Collections	154,743.83	School Taxes in Municipal Budget	
Assessment of Taxes	13,832.71	Business Personalty Replacement Taxes	65,444.28	County Taxes	1,468,343.55
Collection of Taxes	33,348.68	Taxes from Public Utilities	240,249.86	County Library Taxes	
Planning, Housing & Development	3,848.05	Other Miscellaneous Tax Revenues		Local Municipal Purpose Taxes	757,522.47
Human Resources		State Aid Revenues	55,447.68	Veteran & Senior Citizen Taxes	87,190.00
Elections	4,838.91	Federal Aid Revenues	17,848.34	Total Taxes for Rate Computation	5,379,978.02
General Administration (other)	120,513.14	State and Local Fiscal Assistance Act Utilized	50,000.00	Special District Taxes	
<b>JUDICIARY</b>		Sale of Acquired Property		Bank Stock Taxes	26,877.53
Municipal Courts	20,332.57	Other Miscellaneous Revenues	238,130.51	Added and Omitted Taxes	37,888.27
<b>PUBLIC SAFETY</b>		Other Revenues, Revenue Sharing Tax Effort	26,439.05	Total Taxes Levied - ABSTRACT	5,357,553.82
Fire Protection	79,817.66	Total	6,066,858.16	Total Taxes Billed	5,359,025.93
Police Protection	371,825.92	Prior Years Surplus Appropriated	334,000.00	1973 TAXES COLLECTED	5,218,554.61
Civil Defense & Disaster Control	61.95	REVENUES TOTAL	6,400,858.16	1973 Taxes Cancelled, Abated or Adjusted	16,379.65
Environmental Inspection & Control	13,489.55	CAPITAL OUTLAY TOTAL	75,481.68	Transfer to Tax Title Liens or Foreclosed	5,285.83
Other Public Safety				Balance Outstanding Dec. 31, 1973	118,805.84
<b>PUBLIC WORKS</b>				<b>PRIOR YEARS TAXES OUTSTANDING</b>	
Streets and Drainage	116,749.38	Public Enterprises	12.96	Balance January 1, 1973	141,726.73
Sewers and Sewage Processing		Recreation—Culture	32,554.36	Collected in 1973	140,396.73
Garbage and Trash Disposal	90,265.90	Public Works	35,414.36	Cancelled, Abated or Adjusted 1973	1,330.00
Public Buildings and Grounds	86,350.55	Buildings and Grounds		Transfers to Tax Title Liens or Foreclosed	
Other Public Works	4,220.44	Library and Education		Balance December 31, 1973	
<b>HEALTH and WELFARE</b>		Conservation		<b>TAX TITLE LIENS OUTSTANDING</b>	
Health Services Except Environmental	17,087.86	All Other	7,500.00	Balance January 1, 1973	17,614.61
Welfare-Public Assistance	1,678.04			Transfers From Taxes	5,285.83
Hospitals, Clinics, First Aid				Redeemed in 1973	14,347.10
Animal, Insect, & Rodent Control				Cancelled, Abated or Adjusted (1973)	
Other Welfare Services				Transfers to Foreclosed Property	
<b>RECREATION and CONSERVATION</b>				Balance December 31, 1973	8,553.34
Beaches and Boardwalks				<b>PROPERTY ACQUIRED BY DEED OR FORECLOSURE</b>	
Parks, Playgrounds, Shade Trees	29,737.31			Balance January 1, 1973	13,800.00
Land Reclamation & Conservation				Transfers From Taxes or Liens	
Other Recreational Services	18,014.55			Sale for Cash (1973)	
<b>EDUCATION (excluding schools)</b>				Cancelled, Abated or Adjusted (1973)	
Libraries	116,830.68			Balance December 31, 1973	13,800.00
Other Educational Services	500.00			<b>CURRENT FINANCES DECEMBER 31, 1973</b>	
<b>STATUTORY EXPENDITURES</b>				<b>ASSETS</b>	
Pensions & F. I. C. A.	102,564.88			Cash Dec. 31, 1973	1,681,380.84
Employee Fringe Benefits	35,038.09			Taxes Receivable	118,805.84
Other Statutory Expenditures				Tax Title Liens	8,553.34
<b>MUNICIPAL FUNCTIONS</b>				Foreclosed Property	13,800.00
<b>CAPITAL IMPROVEMENTS</b>				Emergencies & Other Deferred Charges	18,500.00
<b>DEBT SERVICE</b>				State Aid Receivable	27,368.00
Principal Payments	38,000.00			Other Receivables	1,329.39
Interest Payments	3,543.45			Total	1,869,737.41
<b>DEFERRED CHARGES</b>				<b>LIABILITIES, RESERVES, AND SURPLUS</b>	
SCHOOL, COUNTY, SPECIAL DISTRICT TAXES	4,535,265.55			Cash Liabilities	1,186,316.73
RESERVE FOR UNCOLLECTED TAXES	236,537.24			Reserves for Receivables	142,488.57
EMERGENCY EMPLOYMENT ACT OF 1971	12,565.00			Surplus Dec. 31, 1973	540,932.11
<b>EXPENDITURES</b>				Total	1,869,737.41
TOTAL	6,115,664.14				

1971/3000



0316

Population 1970 2,995  
 Population 1973 3,020  
 S & P Rating  
 Moody Rating

General Tax Rate Per \$100. 3.49  
 State Equalized Tax Rate 3.16

## HAINESPORT TOWNSHIP — BURLINGTON CO.

Form of Government:  
 Township Committee  
 Number of Members on Governing Body 3

PER CAPITA: 198.71  
 Gross Debt 9.54  
 Net Debt 3.66  
 Debt Service 317.57  
 Total Tax Levy 119.66  
 Municipal Expenditures

PER CENT: 2.54  
 Gross Debt .12  
 Net Debt 86.43  
 Tax Levy Collected  
 Tax Levy Cancelled, Abated or Adjusted 2.18

EXPENDITURES		REVENUES-REALIZED		1973 PROPERTY TAX	
GENERAL GOVERNMENT		STATE EQUALIZED TAX RATE		Local District School Taxes 1.36 413,871.19	
Governing Body & Public Boards		1973 Property Taxes Collected 830,728.83		Regional & Consolidated School Tax 1.06 322,316.38	
Municipal Clerk	5,680.00	1973 Payments in Lieu of Taxes		School Taxes in Municipal Budget	
Financial Administration	5,000.00	Delinquent Tax & Lien Collections 93,298.85		County Taxes .58 177,192.18	
Assessment of Taxes	7,300.00	Business Personalty Replacement Taxes 36,919.21		County Library Taxes .02 6,637.01	
Collection of Taxes	2,000.00	Taxes from Public Utilities 70,951.35		Local Municipal Purpose Taxes .07 20,000.00	
Planning, Housing & Development		Other Miscellaneous Tax Revenues		Veteran & Senior Citizen Taxes .07 21,510.00	
Human Resources	1,300.00	State Aid Revenues 15,406.96		Total Taxes for Rate Computation 3.16 961,526.76	
Elections	35,387.94	Federal Aid Revenues 5,802.46		Special District Taxes	
General Administration (other)		State and Local Fiscal Assistance Act Utilized 15,726.00		Bank Stock Taxes	
JUDICIARY	3,600.00	Sale of Acquired Property		Added and Omitted Taxes	
Municipal Courts		Other Miscellaneous Revenues 29,829.80		Total Taxes Levied - ABSTRACT 959,046.95	
PUBLIC SAFETY	18,000.00	Other Revenues, Revenue Sharing Tax Effort 15,038.61		Total Taxes Billed 961,183.95	
Fire Protection	21,900.00	Prior Years Surplus Appropriated		1973 TAXES COLLECTED 830,728.83	
Police Protection	1,080.00	REVENUES TOTAL 1,305,702.07		1973 Taxes Cancelled, Abated or Adjusted 20,991.96	
Civil Defense & Disaster Control	1,750.00	CAPITAL OUTLAY TOTAL		Transfer to Tax Title Liens or Foreclosed 400.21	
Environmental Inspection & Control		Public Enterprises		Balance Outstanding Dec. 31, 1973 109,062.95	
Other Public Safety		Recreation—Culture		PRIOR YEARS TAXES OUTSTANDING	
PUBLIC WORKS	40,230.00	Public Works		Balance January 1, 1973 94,351.14	
Streets and Drainage	1,330.00	Buildings and Grounds		Collected in 1973 93,298.85	
Sewers and Sewage Processing	20,770.00	Library and Education		Cancelled, Abated or Adjusted 1973 643.29	
Garbage and Trash Disposal	7,980.00	Conservation		Transfers to Tax Title Liens or Foreclosed 5.23	
Public Buildings and Grounds	2,274.00	All Other		Balance December 31, 1973 403.77	
Other Public Works		CAPITAL DEBT AUTHORIZED, DECEMBER 31, 1973		TAX TITLE LIENS OUTSTANDING	
HEALTH and WELFARE	1,600.00	ISSUED AND UNISSUED GROSS DEBT NET DEBT		Balance January 1, 1973 1,193.94	
Health Services Except Environmental	1,300.00	School 571,317		Transfers From Taxes 420.66	
Welfare-Public Assistance		Self-liquidating 28,800		Redeemed in 1973	
Hospitals, Clinics, First Aid		Other 600,117		Cancelled, Abated or Adjusted (1973)	
Animal, Insect, & Rodent Control		ISSUED AND OUTSTANDING		Transfers to Foreclosed Property	
Other Welfare Services		School 571,317.73		Balance December 31, 1973 1,614.60	
RECREATION and CONSERVATION		Self-Liquidating 28,800.00		PROPERTY ACQUIRED BY DEED OR FORECLOSURE	
Beaches and Boardwalks		Other 600,117.73		Balance January 1, 1973 9,061.00	
Parks, Playgrounds, Shade Trees		EQUALIZED VALUATION BASIS		Transfers From Taxes or Liens	
Land Reclamation & Conservation		FOR NET DEBT COMPUTATION 23,666,064.00		Sale for Cash (1973)	
Other Recreational Services		REAL PROPERTY VALUATIONS		Cancelled, Abated or Adjusted (1973)	
EDUCATION (excluding schools)		Code Class # of Parcels % VAL'N ASSESSED VALUATION		Balance December 31, 1973 9,061.00	
Libraries		1 Vacant Land 349 7.38 2,006,450.00		CURRENT FINANCES DECEMBER 31, 1973	
Other Educational Services		2 Residential 913 62.09 16,872,700.00		ASSETS	
STATUTORY EXPENDITURES	4,500.00	3 Farm 44 3.99 1,084,400.00		Cash Dec. 31, 1973 358,925.30	
Pensions & F. I. C. A.	800.00	4a Commercial 64 10.34 2,808,900.00		Taxes Receivable 109,466.72	
Employee Fringe Benefits		4b Industrial 46 16.19 4,400,100.00		Tax Title Liens 1,614.60	
Other Statutory Expenditures		4c Apartments		Foreclosed Property 9,361.00	
MUNICIPAL FUNCTIONS TOTAL	183,781.94	Total 1416 27,172,550.00		Emergencies & Other Deferred Charges 12,941.83	
CAPITAL IMPROVEMENTS *MEMO*	88,000.00	Land Area 6.58 Sq. Miles		State Aid Receivable	
DEBT SERVICE	10,700.00	Net Valuation Taxable-Municipal 27,581,753.00		Other Receivables 4,540.82	
Principal Payments	350.00	Net Valuation Taxable-County 28,758,488.00		Total 496,550.27	
Interest Payments		State Equalized Valuation 30,361,558.00		LIABILITIES, RESERVES, AND SURPLUS	
DEFERRED CHARGES	6,283.13	State Equalization Ratio 90.72		Cash Liabilities 75,532.19	
SCHOOL, COUNTY, SPECIAL DISTRICT TAXES	920,016.76			Reserves for Receivables 124,683.14	
RESERVE FOR UNCOLLECTED TAXES	154,850.87			Surplus Dec. 31, 1973 296,334.94	
EMERGENCY EMPLOYMENT ACT OF 1971	5,396.00			Total 496,550.27	
EXPENDITURES TOTAL	1,281,378.70				

1603

Population 1970 6,770  
 Population 1973 6,775  
 S & P Rating  
 Moody Rating

General Tax Rate Per \$100. 3.55  
 State Equalized Tax Rate 2.49

## HALEDON BOROUGH — PASSAIC CO.

Form of Government:

Borough Council

Number of Members on Governing Body 6

## PER CAPITA:

Gross Debt 321.89  
 Net Debt 68.37  
 Debt Service 5.24  
 Total Tax Levy 250.09  
 Municipal Expenditures 97.62

## PER CENT:

Gross Debt 3.49  
 Net Debt .74  
 Tax Levy Collected 98.91  
 Tax Levy Cancelled, Abated or Adjusted .22

EXPENDITURES		REVENUES-REALIZED		1973 PROPERTY TAX	
GENERAL GOVERNMENT				STATE EQUALIZED TAX RATE ————	
Governing Body & Public Boards		1973 Property Taxes Collected	1,631,219.02	Local District School Taxes .87	605,448.58
Municipal Clerk		1973 Payments in Lieu of Taxes		Regional & Consolidated School Tax .62	433,724.65
Financial Administration	8,775.00	Delinquent Tax & Lien Collections	20,688.56	School Taxes in Municipal Budget	
Assessment of Taxes	6,800.00	Business Personalty Replacement Taxes	57,926.34	County Taxes .59	411,664.31
Collection of Taxes	11,650.00	Taxes from Public Utilities	139,427.52	County Library Taxes	
Planning, Housing & Development	3,733.00	Other Miscellaneous Tax Revenues		Local Municipal Purpose Taxes .34	239,055.35
Human Resources		State Aid Revenues	26,748.47	Veteran & Senior Citizen Taxes .06	41,140.00
Elections		Federal Aid Revenues	17,713.95	Total Taxes for Rate Computation 2.48	1,731,032.89
General Administration (other)	60,073.00	State and Local Fiscal Assistance Act Utilized	56,570.00	Special District Taxes	
JUDICIARY		Sale of Acquired Property		Bank Stock Taxes	4,001.47
Municipal Courts	5,735.70	Other Miscellaneous Revenues	80,039.98	Added and Omitted Taxes	452.63
PUBLIC SAFETY		Other Revenues, Revenue Sharing Tax Effort	17,517.34	Total Taxes Levied - ABSTRACT	1,694,346.99
Fire Protection	34,241.94	Total	2,097,850.58	Total Taxes Billed	1,699,792.14
Police Protection	196,714.16	Prior Years Surplus Appropriated	41,983.58	1973 TAXES COLLECTED	1,681,219.02
Civil Defense & Disaster Control	29.00	REVENUES TOTAL	2,139,834.16	1973 Taxes Cancelled, Abated or Adjusted	3,666.48
Environmental Inspection & Control	2,500.00	CAPITAL OUTLAY TOTAL	41,646.50	Transfer to Tax Title Liens or Foreclosed	35.50
Other Public Safety				Balance Outstanding Dec. 31, 1973	14,871.14
PUBLIC WORKS				PRIOR YEARS TAXES OUTSTANDING	
Streets and Drainage	53,569.65	Public Enterprises		Balance January 1, 1973	19,893.03
Sewers and Sewage Processing	44,073.00	Recreation—Culture		Collected in 1973	19,735.23
Garbage and Trash Disposal	58,056.81	Public Works	37,796.50	Cancelled, Abated or Adjusted 1973	153.80
Public Buildings and Grounds	15,298.59	Buildings and Grounds	3,850.00	Transfers to Tax Title Liens or Foreclosed	
Other Public Works		Library and Education		Balance December 31, 1973	4.00
HEALTH and WELFARE		Conservation		TAX TITLE LIENS OUTSTANDING	
Health Services Except Environmental	9,174.03	All Other		Balance January 1, 1973	1,168.81
Welfare-Public Assistance	2,025.00	CAPITAL DEBT AUTHORIZED, DECEMBER 31, 1973		Transfers From Taxes	35.50
Hospitals, Clinics, First Aid	750.00	ISSUED AND UNISSUED GROSS DEBT		Redeemed in 1973	953.33
Animal, Insect, & Rodent Control		School 1,628,719		Cancelled, Abated or Adjusted (1973)	
Other Welfare Services		Self-liquidating 264,050	175,174	Transfers to Foreclosed Property	
RECREATION and CONSERVATION		Other 288,021	288,021	Balance December 31, 1973	250.98
Beaches and Boardwalks		Total 2,180,791	463,195	PROPERTY ACQUIRED BY DEED OR FORECLOSURE	
Parks, Playgrounds, Shade Trees		ISSUED AND OUTSTANDING		Balance January 1, 1973	10,425.00
Land Reclamation & Conservation		School 1,628,719.79		Transfers From Taxes or Liens	
Other Recreational Services	4,436.64	Self-liquidating 264,050.00		Sale for Cash (1973)	
EDUCATION (excluding schools)		Other 272,525.00		Cancelled, Abated or Adjusted (1973)	
Libraries	16,293.00	Total 2,165,294.79		Balance December 31, 1973	10,425.00
Other Educational Services		EQUALIZED VALUATION BASIS FOR NET DEBT COMPUTATION	62,479,277.67	CURRENT FINANCES DECEMBER 31, 1973	
STATUTORY EXPENDITURES		REAL PROPERTY VALUATIONS		ASSETS	
Pensions & F. I. C. A.	30,310.00	Code Class # of Parcels % VAL'N		Cash Dec. 31, 1973	118,801.50
Employee Fringe Benefits	16,026.00	1 Vacant Land 102 1.49	721,500.00	Taxes Receivable	14,875.14
Other Statutory Expenditures		2 Residential 1443 72.03	34,899,100.00	Tax Title Liens	250.98
MUNICIPAL FUNCTIONS TOTAL	580,234.52	3 Farm		Foreclosed Property	10,425.00
CAPITAL IMPROVEMENTS *MEMO*		4a Commercial 131 11.74	5,688,300.00	Emergencies & Other Deferred Charges	24,170.52
DEBT SERVICE		4b Industrial 27 10.77	5,218,600.00	State Aid Receivable	50,342.78
Principal Payments	26,030.00	4c Apartments 9 3.97	1,525,900.00	Other Receivables	37,173.63
Interest Payments	9,462.40	Total 1712	48,453,400.00	Total	256,039.55
DEFERRED CHARGES	4,381.38	Land Area 1.30 Sq. Miles		LIABILITIES, RESERVES, AND SURPLUS	
SCHOOL, COUNTY, SPECIAL DISTRICT TAXES	1,450,837.54	Net Valuation Taxable-Municipal	48,879,225.00	Cash Liabilities	114,307.22
RESERVE FOR UNCOLLECTED TAXES	25,740.51	Net Valuation Taxable-County	65,782,499.00	Reserves for Receivables	62,724.75
EMERGENCY EMPLOYMENT ACT OF 1971	15,540.00	State Equalized Valuation	69,349,580.00	Surplus Dec. 31, 1973	79,007.58
EXPENDITURES TOTAL	2,112,226.35	State Equalization Ratio	70.30	Total	256,039.55

1909  
 Population 1970 1,825  
 Population 1973 1,830  
 S & P Rating  
 Moody Rating

General Tax Rate Per \$100. 4.27  
 State Equalized Tax Rate 3.99

HAMBURG BOROUGH — SUSSEX CO.  
 Form of Government:  
 Borough Council  
 Number of Members on Governing Body 6

PER CAPITA: 284.70  
 Gross Debt  
 Net Debt  
 Debt Service 418.77  
 Total Tax Levy 165.33  
 Municipal Expenditures

PER CENT: 3.28  
 Gross Debt  
 Net Debt  
 Tax Levy Collected 89.15  
 Tax Levy Cancelled, Abated or Adjusted 2.49

EXPENDITURES		REVENUES-REALIZED		1973 PROPERTY TAX	
GENERAL GOVERNMENT		1973 Property Taxes Collected		STATE EQUALIZED TAX RATE 2.30	
Governing Body & Public Boards		684,585.99		Local District School Taxes 15,364.23	
Municipal Clerk		120,644.32		Regional & Consolidated School Tax .08	
Financial Administration	2,770.00	27,316.17		School Taxes in Municipal Budget	
Assessment of Taxes	3,300.00	26,148.33		County Taxes .71	
Collection of Taxes	2,880.00	9,873.57		County Library Taxes .03	
Planning, Housing & Development	4,100.00	6,830.00		Local Municipal Purpose Taxes .83	
Human Resources		25,000.00		Veteran & Senior Citizen Taxes .05	
Elections	790.00	951,682.64		Total Taxes for Rate Computation 4.00	
General Administration (other)	14,245.00	31,153.67		Special District Taxes	
JUDICIARY		27,482.77		Bank Stock Taxes	
Municipal Courts	3,380.00	3,670.90		Added and Omitted Taxes	
PUBLIC SAFETY				Total Taxes Levied - ABSTRACT	
Fire Protection	11,100.00			Total Taxes Billed	
Police Protection	9,750.00			1973 TAXES COLLECTED	
Civil Defense & Disaster Control	50.00			1973 Taxes Cancelled, Abated or Adjusted	
Environmental Inspection & Control	1,185.00			Transfer to Tax Title Liens or Foreclosed	
Other Public Safety				Balance Outstanding Dec. 31, 1973	
PUBLIC WORKS				PRIOR YEARS TAXES OUTSTANDING	
Streets and Drainage	32,375.00			Balance January 1, 1973	
Sewers and Sewage Processing	13,600.00			Collected in 1973	
Garbage and Trash Disposal	5,090.00			Cancelled, Abated or Adjusted 1973	
Public Buildings and Grounds				Transfers to Tax Title Liens or Foreclosed	
Other Public Works				Balance December 31, 1973	
HEALTH and WELFARE				TAX TITLE LIENS OUTSTANDING	
Health Services Except Environmental	1,150.00			Balance January 1, 1973	
Welfare-Public Assistance	3,050.00			Transfers From Taxes	
Hospitals, Clinics, First Aid				Redeemed in 1973	
Animal, Insect, & Rodent Control				Cancelled, Abated or Adjusted (1973)	
Other Welfare Services				Transfers to Foreclosed Property	
RECREATION and CONSERVATION				Balance December 31, 1973	
Beaches and Boardwalks	250.00			PROPERTY ACQUIRED BY DEED OR FORECLOSURE	
Parks, Playgrounds, Shade Trees				Balance January 1, 1973	
Land Reclamation & Conservation	1,020.00			Transfers From Taxes or Liens	
Other Recreational Services				Sale for Cash (1973)	
EDUCATION (excluding schools)				Cancelled, Abated or Adjusted (1973)	
Libraries				Balance December 31, 1973	
Other Educational Services				CURRENT FINANCES DECEMBER 31, 1973	
STATUTORY EXPENDITURES				ASSETS	
Pensions & F. I. C. A.	2,650.00			Cash Dec. 31, 1973	
Employee Fringe Benefits				Taxes Receivable	
Other Statutory Expenditures				Tax Title Liens	
MUNICIPAL FUNCTIONS TOTAL	112,735.00			Foreclosed Property	
CAPITAL IMPROVEMENTS *MEMO*	12,000.00			Emergencies & Other Deferred Charges	
DEBT SERVICE				State Aid Receivable	
Principal Payments				Other Receivables	
Interest Payments				Total	
DEFERRED CHARGES	1,160.00			LIABILITIES, RESERVES, AND SURPLUS	
SCHOOL, COUNTY, SPECIAL DISTRICT TAXES	594,649.55			Cash Liabilities	
RESERVE FOR UNCOLLECTED TAXES	188,650.56			Reserves for Receivables	
EMERGENCY EMPLOYMENT ACT OF 1971				Surplus Dec. 31, 1973	
EXPENDITURES TOTAL	897,195.11			Total	

0112

Population 1970 6,465  
 Population 1973 7,505  
 S & P Rating  
 Moody Rating

General Tax Rate Per \$100. 4.82  
 State Equalized Tax Rate 2.79

HAMILTON TOWNSHIP — ATLANTIC CO.  
 Form of Government:  
 Township Committee  
 Number of Members on Governing Body 5

PER CAPITA: 159.60  
 Gross Debt 41.84  
 Net Debt 2.37  
 Debt Service 358.23  
 Total Tax Levy 164.15  
 Municipal Expenditures

PER CENT: 1.43  
 Gross Debt .37  
 Net Debt 90.45  
 Tax Levy Collected  
 Tax Levy Cancelled, Abated  
 or Adjusted

EXPENDITURES		REVENUES-REALIZED		1973 PROPERTY TAX	
<b>GENERAL GOVERNMENT</b>				<b>STATE EQUALIZED TAX RATE</b>	
Governing Body & Public Boards		1973 Property Taxes Collected	2,436,292.18	Local District School Taxes	1.05
Municipal Clerk		1973 Payments in Lieu of Taxes		Regional & Consolidated School Tax	.66
Financial Administration	8,300.00	Delinquent Tax & Lien Collections	223,185.34	School Taxes in Municipal Budget	
Assessment of Taxes	26,500.00	Business Personalty Replacement Taxes	78,803.00	County Taxes	.67
Collection of Taxes	36,750.00	Taxes from Public Utilities	271,076.63	County Library Taxes	.01
Planning, Housing & Development	38,150.00	Other Miscellaneous Tax Revenues		Local Municipal Purpose Taxes	.33
Human Resources	4,500.00	State Aid Revenues	34,590.94	Veteran & Senior Citizen Taxes	.06
Elections		Federal Aid Revenues	39,190.06	Total Taxes for Rate Computation	2.78
General Administration (other)	110,300.00	State and Local Fiscal Assistance Act Utilized		Special District Taxes	
<b>JUDICIARY</b>		Sale of Acquired Property	26,525.00	Bank Stock Taxes	2,968.54
Municipal Courts	29,000.00	Other Miscellaneous Revenues	189,432.76	Added and Omitted Taxes	52,744.29
<b>PUBLIC SAFETY</b>		Other Revenues, Revenue Sharing Tax Effort	65,002.96	Total Taxes Levied - ABSTRACT	2,688,486.70
Fire Protection	57,600.00	Total	3,364,098.87	Total Taxes Billed	2,693,508.58
Police Protection	50,000.00	Prior Years Surplus Appropriated	225,000.00	1973 TAXES COLLECTED	2,436,292.18
Civil Defense & Disaster Control	700.00	REVENUES TOTAL	3,589,098.87	1973 Taxes Cancelled, Abated or Adjusted	
Environmental Inspection & Control		CAPITAL OUTLAY TOTAL	92,100.30	Transfer to Tax Title Liens or Foreclosed	35,189.87
Other Public Safety				Balance Outstanding Dec. 31, 1973	222,026.53
<b>PUBLIC WORKS</b>				<b>PRIOR YEARS TAXES OUTSTANDING</b>	
Streets and Drainage	334,600.00	Public Enterprises		Balance January 1, 1973	204,737.44
Sewers and Sewage Processing		Recreation—Culture		Collected in 1973	175,199.52
Garbage and Trash Disposal	68,000.00	Public Works	26,856.30	Cancelled, Abated or Adjusted 1973	
Public Buildings and Grounds	19,500.00	Buildings and Grounds	7,744.00	Transfers to Tax Title Liens or Foreclosed	9,021.70
Other Public Works		Library and Education	57,500.00	Balance December 31, 1973	20,516.22
<b>HEALTH and WELFARE</b>		Conservation		<b>TAX TITLE LIENS OUTSTANDING</b>	
Health Services Except Environmental	9,800.00	All Other		Balance January 1, 1973	293,421.31
Welfare—Public Assistance	5,000.00			Transfers From Taxes	45,894.09
Hospitals, Clinics, First Aid	3,000.00			Redeemed in 1973	47,985.82
Animal, Insect, & Rodent Control	4,600.00			Cancelled, Abated or Adjusted (1973)	
Other Welfare Services				Transfers to Foreclosed Property	
<b>RECREATION and CONSERVATION</b>				Balance December 31, 1973	291,329.58
Beaches and Boardwalks				<b>PROPERTY ACQUIRED BY DEED OR FORECLOSURE</b>	
Parks, Playgrounds, Shade Trees	28,500.00			Balance January 1, 1973	183,211.00
Land Reclamation & Conservation				Transfers From Taxes or Liens	
Other Recreational Services	1,500.00			Sale for Cash (1973)	26,525.00
<b>EDUCATION (excluding schools)</b>				Cancelled, Abated or Adjusted (1973)	
Libraries	1,900.00			Balance December 31, 1973	156,686.00
Other Educational Services				<b>CURRENT FINANCES DECEMBER 31, 1973</b>	
<b>STATUTORY EXPENDITURES</b>				<b>ASSETS</b>	
Pensions & F. I. C. A.	45,312.00			Cash Dec. 31, 1973	1,551,696.50
Employee Fringe Benefits	18,000.00			Taxes Receivable	242,542.75
Other Statutory Expenditures				Tax Title Liens	291,329.58
<b>MUNICIPAL FUNCTIONS TOTAL</b>	901,512.00			Foreclosed Property	156,686.00
<b>CAPITAL IMPROVEMENTS *MEMO*</b>	32,000.00			Emergencies & Other Deferred Charges	1,110.49
<b>DEBT SERVICE</b>				State Aid Receivable	37,944.49
Principal Payments	5,000.00			Other Receivables	2,099.94
Interest Payments	12,800.00			Total	2,283,409.75
<b>DEFERRED CHARGES</b>	4,000.00			<b>LIABILITIES, RESERVES, AND SURPLUS</b>	
<b>SCHOOL, COUNTY, SPECIAL DISTRICT TAXES</b>	2,310,455.90			Cash Liabilities	1,083,956.98
<b>RESERVE FOR UNCOLLECTED TAXES</b>	271,786.51			Reserves for Receivables	692,658.27
<b>EMERGENCY EMPLOYMENT ACT OF 1971</b>	36,881.09			Surplus Dec. 31, 1973	506,794.50
<b>EXPENDITURES TOTAL</b>	3,542,435.50			Total	2,283,409.75

1103

Population 1970 79,860  
 Population 1973 82,475  
 S & P Rating A  
 Moody Rating A-1

General Tax Rate Per \$100. 5.23  
 State Equalized Tax Rate 2.54

## HAMILTON TOWNSHIP — MERCER CO.

Form of Government:  
 Township Committee  
 Number of Members on Governing Body 5

PER CAPITA: 252.37  
 Gross Debt 86.57  
 Net Debt 11.14  
 Debt Service 249.47  
 Total Tax Levy 127.43  
 Municipal Expenditures

PER CENT: 3.57  
 Gross Debt 1.22  
 Net Debt 95.44  
 Tax Levy Collected  
 Tax Levy Cancelled, Abated or Adjusted .16

EXPENDITURES		REVENUES-REALIZED		1973 PROPERTY TAX	
GENERAL GOVERNMENT				STATE EQUALIZED TAX RATE — 1.89	
Governing Body & Public Boards		1973 Property Taxes Collected		Local District School Taxes	12,840,901.90
Municipal Clerk		1973 Payments in Lieu of Taxes		Regional & Consolidated School Tax	
Financial Administration	110,863.70	Delinquent Tax & Lien Collections		School Taxes in Municipal Budget	
Assessment of Taxes	72,846.30	Business Personalty Replacement Taxes		County Taxes	5,940,941.08
Collection of Taxes	174,901.55	Taxes from Public Utilities		County Library Taxes	
Planning, Housing & Development	73,554.96	Other Miscellaneous Tax Revenues		Local Municipal Purpose Taxes	696,366.62
Human Resources	3,750.00	State Aid Revenues		Veteran & Senior Citizen Taxes	574,130.00
Elections	8,800.00	Federal Aid Revenues		Total Taxes for Rate Computation	20,052,339.60
General Administration (other)	850,897.77	State and Local Fiscal Assistance Act Utilized		Special District Taxes	595,749.78
JUDICIARY		Sale of Acquired Property		Bank Stock Taxes	24,250.26
Municipal Courts	65,453.00	Other Miscellaneous Revenues		Added and Omitted Taxes	476,779.15
PUBLIC SAFETY		Other Revenues, Revenue Sharing Tax Effort		Total Taxes Levied - ABSTRACT	20,574,988.79
Fire Protection		Prior Years Surplus Appropriated		Total Taxes Billed	20,594,401.42
Police Protection	1,830,396.17	REVENUES TOTAL		1973 TAXES COLLECTED	19,655,549.01
Civil Defense & Disaster Control	2,800.00	CAPITAL OUTLAY TOTAL		1973 Taxes Cancelled, Abated or Adjusted	32,079.92
Environmental Inspection & Control	102,748.32			Transfer to Tax Title Liens or Foreclosed	21,948.91
Other Public Safety	8,896.00			Balance Outstanding Dec. 31, 1973	884,823.58
PUBLIC WORKS				PRIOR YEARS TAXES OUTSTANDING	
Streets and Drainage	1,939,964.55			Balance January 1, 1973	1,081,062.09
Sewers and Sewage Processing				Collected in 1973	843,856.90
Garbage and Trash Disposal	652,368.50			Cancelled, Abated or Adjusted 1973	108,568.84
Public Buildings and Grounds	126,190.72			Transfers to Tax Title Liens or Foreclosed	11,873.36
Other Public Works				Balance December 31, 1973	116,762.99
HEALTH and WELFARE				TAX TITLE LIENS OUTSTANDING	
Health Services Except Environmental	353,471.37			Balance January 1, 1973	71,087.20
Welfare-Public Assistance	47,819.46			Transfers From Taxes	35,331.44
Hospitals, Clinics, First Aid				Redeemed in 1973	16,341.94
Animal, Insect, & Rodent Control	57,002.98			Cancelled, Abated or Adjusted (1973)	
Other Welfare Services				Transfers to Foreclosed Property	13,181.69
RECREATION and CONSERVATION				Balance December 31, 1973	76,895.01
Beaches and Boardwalks				PROPERTY ACQUIRED BY DEED OR FORECLOSURE	
Parks, Playgrounds, Shade Trees	325,748.15			Balance January 1, 1973	77,183.69
Land Reclamation & Conservation	1,000.00			Transfers From Taxes or Liens	13,181.69
Other Recreational Services				Sale for Cash (1973)	51,900.00
EDUCATION (excluding schools)				Cancelled, Abated or Adjusted (1973)	6,770.38
Libraries	270,914.15			Balance December 31, 1973	31,695.00
Other Educational Services	250,000.00			CURRENT FINANCES DECEMBER 31, 1973	
STATUTORY EXPENDITURES				ASSETS	
Pensions & F. I. C. A.	480,000.00			Cash Dec. 31, 1973	11,188,756.04
Employee Fringe Benefits	128,000.00			Taxes Receivable	1,001,586.57
Other Statutory Expenditures				Tax Title Liens	76,895.01
MUNICIPAL FUNCTIONS TOTAL	7,938,387.65			Foreclosed Property	31,695.00
CAPITAL IMPROVEMENTS *MEMO*	1,083,571.24			Emergencies & Other Deferred Charges	
DEBT SERVICE				State Aid Receivable	131,320.20
Principal Payments	565,000.00			Other Receivables	306,393.73
Interest Payments	354,026.77			Total	12,736,646.55
DEFERRED CHARGES				LIABILITIES, RESERVES, AND SURPLUS	
SCHOOL, COUNTY, SPECIAL DISTRICT TAXES	19,377,592.76			Cash Liabilities	8,094,805.08
RESERVE FOR UNCOLLECTED TAXES	1,609,801.59			Reserves for Receivables	1,416,570.31
EMERGENCY EMPLOYMENT ACT OF 1971	42,362.26			Surplus Dec. 31, 1973	3,225,271.16
EXPENDITURES TOTAL	29,887,171.03			Total	12,736,646.55

0113

Population 1970 **11,505**  
 Population 1973 **12,110**  
 S & P Rating  
 Moody Rating **BAA**

General Tax Rate Per \$100. **4.28**  
 State Equalized Tax Rate **3.66**

## HAMMONTON TOWN — ATLANTIC CO.

Form of Government:

Town Council

Number of Members on Governing Body 7

PER CAPITA:		PER CENT:	
Gross Debt	<b>507.40</b>	Gross Debt	<b>8.51</b>
Net Debt	<b>156.97</b>	Net Debt	<b>2.63</b>
Debt Service	<b>7.76</b>	Tax Levy Collected	<b>93.08</b>
Total Tax Levy	<b>251.22</b>	Tax Levy Cancelled, Abated or Adjusted	<b>.09</b>
Municipal Expenditures	<b>113.90</b>		

EXPENDITURES		REVENUES-REALIZED		1973 PROPERTY TAX	
GENERAL GOVERNMENT				STATE EQUALIZED TAX RATE <b>2.35</b>	
Governing Body & Public Boards		1973 Property Taxes Collected	<b>2,863,349.78</b>	Local District School Taxes	<b>1,949,527.07</b>
Municipal Clerk		1973 Payments in Lieu of Taxes		Regional & Consolidated School Tax	
Financial Administration	<b>13,250.00</b>	Delinquent Tax & Lien Collections	<b>152,694.77</b>	School Taxes in Municipal Budget	
Assessment of Taxes	<b>14,250.00</b>	Business Personalty Replacement Taxes	<b>144,567.02</b>	County Taxes	<b>.81 673,874.35</b>
Collection of Taxes	<b>12,550.00</b>	Taxes from Public Utilities	<b>202,969.66</b>	County Library Taxes	<b>.02 12,912.60</b>
Planning, Housing & Development	<b>14,600.00</b>	Other Miscellaneous Tax Revenues		Local Municipal Purpose Taxes	<b>.42 348,791.20</b>
Human Resources	<b>500.00</b>	State Aid Revenues	<b>52,846.33</b>	Veteran & Senior Citizen Taxes	<b>.08 69,850.00</b>
Elections	<b>1,900.00</b>	Federal Aid Revenues	<b>79,289.12</b>	Total Taxes for Rate Computation	<b>3.68 3,054,955.22</b>
General Administration (other)	<b>101,200.00</b>	State and Local Fiscal Assistance Act Utilized	<b>60,296.25</b>	Special District Taxes	
JUDICIARY		Sale of Acquired Property		Bank Stock Taxes	<b>6,831.76</b>
Municipal Courts	<b>18,800.00</b>	Other Miscellaneous Revenues	<b>77,881.02</b>	Added and Omitted Taxes	<b>50,367.56</b>
PUBLIC SAFETY		Other Revenues, Revenue Sharing Tax Effort	<b>43,123.11</b>	Total Taxes Levied - ABSTRACT	<b>3,042,304.54</b>
Fire Protection	<b>30,300.00</b>	Total	<b>3,677,017.06</b>	Total Taxes Billed	<b>3,076,138.37</b>
Police Protection	<b>258,500.00</b>	Prior Years Surplus Appropriated	<b>341,379.09</b>	1973 TAXES COLLECTED	<b>2,863,349.78</b>
Civil Defense & Disaster Control	<b>500.00</b>	REVENUES TOTAL	<b>4,018,396.15</b>	1973 Taxes Cancelled, Abated or Adjusted	<b>2,626.78</b>
Environmental Inspection & Control	<b>4,825.00</b>	CAPITAL OUTLAY TOTAL	<b>258,097.95</b>	Transfer to Tax Title Liens or Foreclosed	<b>2,909.33</b>
Other Public Safety				Balance Outstanding Dec. 31, 1973	<b>207,252.48</b>
PUBLIC WORKS				PRIOR YEARS TAXES OUTSTANDING	
Streets and Drainage	<b>201,850.00</b>	Public Enterprises	<b>3,486.39</b>	Balance January 1, 1973	<b>210,014.57</b>
Sewers and Sewage Processing	<b>9,000.00</b>	Recreation—Culture		Collected in 1973	<b>149,224.02</b>
Garbage and Trash Disposal	<b>15,800.00</b>	Public Works	<b>254,611.56</b>	Cancelled, Abated or Adjusted 1973	
Public Buildings and Grounds	<b>2,000.00</b>	Buildings and Grounds		Transfers to Tax Title Liens or Foreclosed	
Other Public Works		Library and Education		Balance December 31, 1973	<b>60,790.55</b>
HEALTH and WELFARE		Conservation		TAX TITLE LIENS OUTSTANDING	
Health Services Except Environmental	<b>15,050.00</b>	All Other		Balance January 1, 1973	<b>12,632.04</b>
Welfare-Public Assistance	<b>6,300.00</b>	CAPITAL DEBT AUTHORIZED, DECEMBER 31, 1973		Transfers From Taxes	<b>2,909.33</b>
Hospitals, Clinics, First Aid	<b>9,000.00</b>	ISSUED AND UNISSUED GROSS DEBT NET DEBT		Redeemed in 1973	<b>3,470.75</b>
Animal, Insect, & Rodent Control	<b>2,100.00</b>	School <b>3,778,000</b>	<b>804,751</b>	Cancelled, Abated or Adjusted (1973)	
Other Welfare Services		Self-Liquidating <b>1,439,524</b>	<b>138,981</b>	Transfers to Foreclosed Property	
RECREATION and CONSERVATION		Other <b>957,135</b>	<b>957,135</b>	Balance December 31, 1973	<b>12,070.62</b>
Beaches and Boardwalks	<b>2,250.00</b>	Total <b>6,144,659</b>	<b>1,900,867</b>	PROPERTY ACQUIRED BY DEED OR	
Parks, Playgrounds, Shade Trees	<b>14,000.00</b>	ISSUED AND OUTSTANDING		FORECLOSURE	
Land Reclamation & Conservation		School <b>3,778,000.00</b>	<b>3,778,000.00</b>	Balance January 1, 1973	<b>15,668.00</b>
Other Recreational Services	<b>2,000.00</b>	Self-Liquidating <b>1,025,000.00</b>	<b>1,025,000.00</b>	Transfers From Taxes or Liens	
EDUCATION (excluding schools)		Other <b>785,000.00</b>	<b>785,000.00</b>	Sale for Cash (1973)	
Libraries	<b>22,400.00</b>	Total <b>5,588,000.00</b>	<b>5,588,000.00</b>	Cancelled, Abated or Adjusted (1973)	
Other Educational Services		EQUALIZED VALUATION BASIS		Balance December 31, 1973	<b>15,668.00</b>
STATUTORY EXPENDITURES		FOR NET DEBT COMPUTATION	<b>72,206,224.33</b>	CURRENT FINANCES DECEMBER 31, 1973	
Pensions & F. I. C. A.	<b>60,650.00</b>	REAL PROPERTY VALUATIONS		ASSETS	
Employee Fringe Benefits	<b>10,600.00</b>	Code Class # of Parcels % VAL'N		Cash Dec. 31, 1973	<b>647,642.79</b>
Other Statutory Expenditures		1 Vacant Land 1011 4.15	<b>2,844,150.00</b>	Taxes Receivable	<b>268,043.03</b>
MUNICIPAL FUNCTIONS TOTAL	<b>844,175.00</b>	2 Residential 2727 57.44	<b>39,398,130.00</b>	Tax Title Liens	<b>12,070.62</b>
CAPITAL IMPROVEMENTS *MEMO*	<b>20,000.00</b>	3 Farm 798 8.53	<b>5,856,475.00</b>	Foreclosed Property	<b>15,668.00</b>
DEBT SERVICE		4a Commercial 368 19.49	<b>13,369,800.00</b>	Emergencies & Other Deferred Charges	<b>30,425.00</b>
Principal Payments	<b>54,000.00</b>	4b Industrial 55 6.72	<b>4,609,495.00</b>	State Aid Receivable	
Interest Payments	<b>40,009.50</b>	4c Apartments 12 3.66	<b>2,513,850.00</b>	Other Receivables	<b>3,636.04</b>
DEFERRED CHARGES	<b>95,379.09</b>	Total 4971	<b>68,591,900.00</b>	Total	<b>977,485.48</b>
SCHOOL, COUNTY, SPECIAL DISTRICT TAXES	<b>2,636,314.02</b>	Land Area 41.80 Sq. Miles		LIABILITIES, RESERVES, AND SURPLUS	
RESERVE FOR UNCOLLECTED TAXES	<b>272,693.21</b>	Net Valuation Taxable-Municipal	<b>71,411,822.00</b>	Cash Liabilities	<b>267,082.17</b>
EMERGENCY EMPLOYMENT ACT OF 1971	<b>73,020.76</b>	Net Valuation Taxable-County	<b>80,811,074.00</b>	Reserves for Receivables	<b>299,417.69</b>
EXPENDITURES TOTAL	<b>4,015,591.58</b>	State Equalized Valuation	<b>82,926,158.00</b>	Surplus Dec. 31, 1973	<b>410,985.62</b>
		State Equalization Ratio	<b>85.70</b>	Total	<b>977,485.48</b>

1013

Population 1970 1,390  
 Population 1973 1,430  
 S & P Rating  
 Moody Rating

General Tax Rate Per \$100. 4.61  
 State Equalized Tax Rate 3.55

HAMPTON BOROUGH — HUNTERDON CO.  
 Form of Government:  
 Borough Council  
 Number of Members on Governing Body 6

PER CAPITA:  
 Gross Debt 400.69  
 Net Debt 74.70  
 Debt Service 245.51  
 Total Tax Levy 91.30  
 Municipal Expenditures

PER CENT:  
 Gross Debt 7.70  
 Net Debt 1.44  
 Tax Levy Collected 89.71  
 Tax Levy Cancelled, Abated or Adjusted 4.7

EXPENDITURES		REVENUES-REALIZED		1973 PROPERTY TAX	
GENERAL GOVERNMENT		1973 Property Taxes Collected		STATE EQUALIZED TAX RATE	
Governing Body & Public Boards			316,113.60	Local District School Taxes	1.98
Municipal Clerk		1973 Payments in Lieu of Taxes	4,304.95	Regional & Consolidated School Tax	.76
Financial Administration	1,300.00	Delinquent Tax & Lien Collections	35,079.84	School Taxes in Municipal Budget	
Assessment of Taxes	1,700.00	Business Personalty Replacement Taxes	4,223.00	County Taxes	.34
Collection of Taxes	2,910.00	Taxes from Public Utilities	11,759.10	County Library Taxes	.02
Planning, Housing & Development	3,720.00	Other Miscellaneous Tax Revenues		Local Municipal Purpose Taxes	.40
Human Resources		State Aid Revenues	5,730.22	Veteran & Senior Citizen Taxes	.07
Elections		Federal Aid Revenues		Total Taxes for Rate Computation	3.57
General Administration (other)	17,380.00	State and Local Fiscal Assistance Act Utilized	10,000.00	Special District Taxes	
JUDICIARY		Sale of Acquired Property		Bank Stock Taxes	
Municipal Courts	2,150.00	Other Miscellaneous Revenues	18,511.64	Added and Omitted Taxes	
PUBLIC SAFETY		Other Revenues, Revenue Sharing Tax Effort	10,740.95	Total Taxes Levied - ABSTRACT	3,465.53
Fire Protection	8,375.00	Total	416,463.30	Total Taxes Billed	351,073.23
Police Protection	13,650.00	Prior Years Surplus Appropriated	12,083.12	1973 TAXES COLLECTED	316,113.60
Civil Defense & Disaster Control		REVENUES TOTAL	428,546.42	1973 Taxes Cancelled, Abated or Adjusted	1,662.54
Environmental Inspection & Control	450.00	CAPITAL OUTLAY TOTAL	76,344.11	Transfer to Tax Title Liens or Foreclosed	
Other Public Safety		Public Enterprises	76,344.11	Balance Outstanding Dec. 31, 1973	34,602.71
PUBLIC WORKS		Recreation—Culture		PRIOR YEARS TAXES OUTSTANDING	
Streets and Drainage	19,575.00	Public Works		Balance January 1, 1973	40,415.91
Sewers and Sewage Processing	1,000.00	Buildings and Grounds		Collected in 1973	35,079.84
Garbage and Trash Disposal	11,150.00	Library and Education		Cancelled, Abated or Adjusted 1973	
Public Buildings and Grounds	1,915.00	Conservation		Transfers to Tax Title Liens or Foreclosed	
Other Public Works		All Other		Balance December 31, 1973	5,336.07
HEALTH and WELFARE		CAPITAL DEBT AUTHORIZED, DECEMBER 31, 1973		TAX TITLE LIENS OUTSTANDING	
Health Services Except Environmental	800.00	ISSUED AND UNISSUED GROSS DEBT NET DEBT		Balance January 1, 1973	
Welfare-Public Assistance	125.00	School 487,986 21,826		Transfers From Taxes	
Hospitals, Clinics, First Aid		Self-liquidating 85,000 85,000		Redeemed in 1973	
Animal, Insect, & Rodent Control		Other		Cancelled, Abated or Adjusted (1973)	
Other Welfare Services		Total 572,986 106,826		Transfers to Foreclosed Property	
RECREATION and CONSERVATION		ISSUED AND OUTSTANDING		Balance December 31, 1973	
Beaches and Boardwalks		School 317,015.17		PROPERTY ACQUIRED BY DEED OR	
Parks, Playgrounds, Shade Trees	3,100.00	Self-liquidating 85,000.00		FORECLOSURE	
Land Reclamation & Conservation	100.00	Other		Balance January 1, 1973	
Other Recreational Services		Total 402,015.17		Transfers From Taxes or Liens	
EDUCATION (excluding schools)		EQUALIZED VALUATION BASIS		Sale for Cash (1973)	
Libraries		FOR NET DEBT COMPUTATION	7,439,121.33	Cancelled, Abated or Adjusted (1973)	
Other Educational Services		REAL PROPERTY VALUATIONS		Balance December 31, 1973	
STATUTORY EXPENDITURES		Code Class # of Parcels % VAL'N ASSESSED VALUATION		CURRENT FINANCES DECEMBER 31, 1973	
Pensions & F. I. C. A.	3,602.54	1 Vacant Land 80 5.25 388,680.00		ASSETS	
Employee Fringe Benefits	550.00	2 Residential 325 79.85 5,912,280.00		Cash Dec. 31, 1973	210,947.17
Other Statutory Expenditures		3 Farm 9 3.54 262,480.00		Taxes Receivable	39,938.78
MUNICIPAL FUNCTIONS TOTAL	93,552.54	4a Commercial 18 6.67 493,800.00		Tax Title Liens	
CAPITAL IMPROVEMENTS *MEMO*	3,500.00	4b Industrial 1 2.04 151,000.00		Foreclosed Property	
DEBT SERVICE		4c Apartments 5 2.65 196,400.00		Emergencies & Other Deferred Charges	3,592.36
Principal Payments		Total 438 7,404,640.00		State Aid Receivable	17,555.00
Interest Payments		Land Area 1.40 Sq. Miles		Other Receivables	2,601.13
DEFERRED CHARGES	1,001.34	Net Valuation Taxable-Municipal	7,688,849.00	Total	274,634.44
SCHOOL, COUNTY, SPECIAL DISTRICT TAXES	307,607.70	Net Valuation Taxable-County	7,291,801.00	LIABILITIES, RESERVES, AND SURPLUS	
RESERVE FOR UNCOLLECTED TAXES	36,000.00	State Equalized Valuation	9,891,137.00	Cash Liabilities	173,393.04
EMERGENCY EMPLOYMENT ACT OF 1971		State Equalization Ratio 77.14		Reserves for Receivables	42,539.91
EXPENDITURES TOTAL	438,161.58			Surplus Dec. 31, 1973	58,701.49
				Total	274,634.44

1910

Population 1970 2,105  
 Population 1973 2,275  
 S & P Rating  
 Moody Rating

General Tax Rate Per \$100 3.20  
 State Equalized Tax Rate 2.54

## HAMPTON TOWNSHIP — SUSSEX COUNTY

Form of Government:  
 Township Committee  
 Number of Members on Governing Body 5

PER CAPITA: 1,322.38  
 Gross Debt 104.18  
 Net Debt  
 Debt Service 546.17  
 Total Tax Levy 235.90  
 Municipal Expenditures

PER CENT: 7.33  
 Gross Debt  
 Net Debt .58  
 Tax Levy Collected 82.94  
 Tax Levy Cancelled, Abated or Adjusted 1.10

EXPENDITURES		REVENUES-REALIZED		1973 PROPERTY TAX	
GENERAL GOVERNMENT		1973 Property Taxes Collected		STATE EQUALIZED TAX RATE — 2.54	
Governing Body & Public Boards		1973 Payments in Lieu of Taxes	1,033,400.22	Local District School Taxes	1.46 705,198.00
Municipal Clerk	6,000.08	Delinquent Tax & Lien Collections	146,279.93	Regional & Consolidated School Tax	.11 54,331.85
Financial Administration	11,015.27	Business Personalty Replacement Taxes	26,647.07	School Taxes in Municipal Budget	
Assessment of Taxes	12,900.00	Taxes from Public Utilities	67,886.30	County Taxes	.64 307,170.84
Collection of Taxes	6,300.00	Other Miscellaneous Tax Revenues	14,471.70	County Library Taxes	.03 12,118.93
Planning, Housing & Development		State Aid Revenues		Local Municipal Purpose Taxes	.28 135,193.18
Human Resources		Federal Aid Revenues	30,000.00	Veteran & Senior Citizen Taxes	.03 15,030.00
Elections	40,150.00	State and Local Fiscal Assistance Act Utilized		Total Taxes for Rate Computation	2.55 1,229,042.80
General Administration (other)		Sale of Acquired Property	35,964.05	Special District Taxes	
JUDICIARY		Other Miscellaneous Revenues	17,221.56	Bank Stock Taxes	1,050.82
Municipal Courts		Other Revenues, Revenue Sharing Tax Effort	1,371,870.83	Added and Omitted Taxes	27,473.55
PUBLIC SAFETY		Prior Years Surplus Appropriated	145,000.00	Total Taxes Levied - ABSTRACT	1,242,537.17
Fire Protection	5,500.00	REVENUES TOTAL	1,516,870.83	Total Taxes Billed	1,245,892.79
Police Protection	800.00	CAPITAL OUTLAY TOTAL	159,712.58	1973 TAXES COLLECTED	1,033,400.22
Civil Defense & Disaster Control	1,500.00	Public Enterprises		1973 Taxes Cancelled, Abated or Adjusted	13,650.82
Environmental Inspection & Control	4,000.00	Recreation—Culture	159,712.58	Transfer to Tax Title Liens or Foreclosed	17,500.00
Other Public Safety		Public Works		Balance Outstanding Dec. 31, 1973	181,341.75
PUBLIC WORKS		Buildings and Grounds		PRIOR YEARS TAXES OUTSTANDING	
Streets and Drainage	77,184.73	Library and Education		Balance January 1, 1973	177,193.66
Sewers and Sewage Processing	21,000.00	Conservation		Collected in 1973	146,198.83
Garbage and Trash Disposal	2,499.92	All Other		Cancelled, Abated or Adjusted 1973	684.85
Public Buildings and Grounds				Transfers to Tax Title Liens or Foreclosed	
Other Public Works				Balance December 31, 1973	30,309.98
HEALTH and WELFARE				TAX TITLE LIENS OUTSTANDING	
Health Services Except Environmental	8,200.00			Balance January 1, 1973	39,163.28
Welfare-Public Assistance	950.00			Transfers From Taxes	17,500.00
Hospitals, Clinics, First Aid	2,000.00			Redeemed in 1973	81.10
Animal, Insect, & Rodent Control				Cancelled, Abated or Adjusted (1973)	
Other Welfare Services				Transfers to Foreclosed Property	
RECREATION and CONSERVATION				Balance December 31, 1973	56,582.18
Beaches and Boardwalks				PROPERTY ACQUIRED BY DEED OR	
Parks, Playgrounds, Shade Trees				FORECLOSURE	
Land Reclamation & Conservation	1,050.00			Balance January 1, 1973	
Other Recreational Services				Transfers From Taxes or Liens	
EDUCATION (excluding schools)				Sale for Cash (1973)	
Libraries				Cancelled, Abated or Adjusted (1973)	
Other Educational Services				Balance December 31, 1973	
STATUTORY EXPENDITURES				CURRENT FINANCES DECEMBER 31, 1973	
Pensions & F. I. C. A.	6,769.00			ASSETS	
Employee Fringe Benefits	2,800.00			Cash Dec. 31, 1973	306,255.04
Other Statutory Expenditures				Taxes Receivable	211,651.73
MUNICIPAL FUNCTIONS TOTAL	210,619.00			Tax Title Liens	56,582.18
CAPITAL IMPROVEMENTS *MEMO*	41,300.00			Foreclosed Property	
DEBT SERVICE				Emergencies & Other Deferred Charges	13,300.00
Principal Payments				State Aid Receivable	
Interest Payments				Other Receivables	10,577.50
DEFERRED CHARGES	11,500.00			Total	598,366.45
SCHOOL, COUNTY, SPECIAL DISTRICT TAXES	1,078,819.62			LIABILITIES, RESERVES, AND SURPLUS	
RESERVE FOR UNCOLLECTED TAXES	314,560.70			Cash Liabilities	56,134.29
EMERGENCY EMPLOYMENT ACT OF 1971				Reserves for Receivables	278,811.41
EXPENDITURES TOTAL	1,615,499.32			Surplus Dec. 31, 1973	263,420.75
				Total	598,366.45

1412

Population 1970 10,775  
 Population 1973 11,375  
 S & P Rating  
 Moody Rating

General Tax Rate Per \$100. 4.67  
 State Equalized Tax Rate 2.81

## HANOVER TOWNSHIP — MORRIS CO.

Form of Government:

Township Committee

Number of Members on Governing Body 5

PER CAPITA:

Gross Debt 764.06

Net Debt

Debt Service

Total Tax Levy 628.33

Municipal Expenditures 221.84

PER CENT:

Gross Debt 3.76

Net Debt

Tax Levy Collected 97.55

Tax Levy Cancelled, Abated or Adjusted .14

EXPENDITURES		REVENUES-REALIZED		1973 PROPERTY TAX	
GENERAL GOVERNMENT		1973 Property Taxes Collected		STATE EQUALIZED TAX RATE 1.10	
Governing Body & Public Boards			6,981,925.95	Local District School Taxes	2,690,181.00
Municipal Clerk		1973 Payments in Lieu of Taxes		Regional & Consolidated School Tax	1,752,052.67
Financial Administration	16,940.00	Delinquent Tax & Lien Collections	157,193.40	School Taxes in Municipal Budget	
Assessment of Taxes	15,000.00	Business Personalty Replacement Taxes	715,654.55	County Taxes	1,263,024.19
Collection of Taxes	13,090.00	Taxes from Public Utilities	313,590.11	County Library Taxes	76,575.90
Planning, Housing & Development	24,400.00	Other Miscellaneous Tax Revenues		Local Municipal Purpose Taxes	1,025,581.95
Human Resources		State Aid Revenues	42,369.20	Veteran & Senior Citizen Taxes	71,060.00
Elections		Federal Aid Revenues	20,086.69	Total Taxes for Rate Computation	6,878,875.71
General Administration (other)	359,535.00	State and Local Fiscal Assistance Act Utilized	145,782.00	Special District Taxes	110,100.14
JUDICIARY		Sale of Acquired Property		Bank Stock Taxes	7,749.47
Municipal Courts	14,800.00	Other Miscellaneous Revenues	41,539.72	Added and Omitted Taxes	221,572.98
PUBLIC SAFETY		Other Revenues, Revenue Sharing Tax Effort	88,183.20	Total Taxes Levied - ABSTRACT	7,147,238.30
Fire Protection		Total	8,506,324.82	Total Taxes Billed	7,157,450.81
Police Protection	456,850.00	Prior Years Surplus Appropriated	692,078.90	1973 TAXES COLLECTED	6,981,925.95
Civil Defense & Disaster Control	4,840.00	REVENUES TOTAL	9,198,403.72	1973 Taxes Cancelled, Abated or Adjusted	9,727.59
Environmental Inspection & Control	18,000.00	CAPITAL OUTLAY TOTAL	543,501.90	Transfer to Tax Title Liens or Foreclosed	6,042.90
Other Public Safety		Public Enterprises		Balance Outstanding Dec. 31, 1973	159,754.37
PUBLIC WORKS		Recreation—Culture	8,080.38	PRIOR YEARS TAXES OUTSTANDING	
Streets and Drainage	539,928.00	Public Works	534,645.14	Balance January 1, 1973	150,799.92
Sewers and Sewage Processing	42,500.00	Buildings and Grounds	776.38	Collected in 1973	144,181.45
Garbage and Trash Disposal	113,700.00	Library and Education		Cancelled, Abated or Adjusted 1973	3,459.17
Public Buildings and Grounds	31,800.00	Conservation		Transfers to Tax Title Liens or Foreclosed	3,159.30
Other Public Works		All Other		Balance December 31, 1973	
HEALTH and WELFARE		CAPITAL DEBT AUTHORIZED, DECEMBER 31, 1973		TAX TITLE LIENS OUTSTANDING	
Health Services Except Environmental	30,700.00	ISSUED AND UNISSUED		Balance January 1, 1973	18,304.76
Welfare-Public Assistance	3,950.00	School	8,571,144	Transfers From Taxes	9,689.76
Hospitals, Clinics, First Aid		Self-liquidating	120,000	Redeemed in 1973	13,011.95
Animal, Insect, & Rodent Control	4,650.00	Other		Cancelled, Abated or Adjusted (1973)	
Other Welfare Services		Total	8,691,144	Transfers to Foreclosed Property	
RECREATION and CONSERVATION		ISSUED AND OUTSTANDING		Balance December 31, 1973	14,982.57
Beaches and Boardwalks		School	2,538,076.69	PROPERTY ACQUIRED BY DEED OR	
Parks, Playgrounds, Shade Trees	65,000.00	Self-Liquidating	120,000.00	FORECLOSURE	
Land Reclamation & Conservation	9,300.00	Other		Balance January 1, 1973	13,405.00
Other Recreational Services	88,650.00	Total	2,658,076.69	Transfers From Taxes or Liens	
EDUCATION (excluding schools)		EQUALIZED VALUATION BASIS		Sale for Cash (1973)	
Libraries	15,000.00	FOR NET DEBT COMPUTATION	231,443,402.00	Cancelled, Abated or Adjusted (1973)	
Other Educational Services	500.00	REAL PROPERTY VALUATIONS		Balance December 31, 1973	13,405.00
STATUTORY EXPENDITURES		Code Class # of Parcels % VAL'N		CURRENT FINANCES DECEMBER 31, 1973	
Pensions & F. I. C. A.	114,550.00	1 Vacant Land 548 3.45	4,973,400.00	ASSETS	
Employee Fringe Benefits	32,000.00	2 Residential 3037 45.70	65,936,400.00	Cash Dec. 31, 1973	2,102,466.78
Other Statutory Expenditures		3 Farm 5 .05	79,200.00	Taxes Receivable	159,754.37
MUNICIPAL FUNCTIONS TOTAL	2,015,683.00	4a Commercial 115 8.32	11,996,300.00	Tax Title Liens	14,982.57
CAPITAL IMPROVEMENTS *MEMO*	1,223,420.00	4b Industrial 94 42.40	61,148,700.00	Foreclosed Property	13,405.00
DEBT SERVICE		4c Apartments 5 .07	103,400.00	Emergencies & Other Deferred Charges	16,750.00
Principal Payments		Total 3804	144,207,400.00	State Aid Receivable	21,429.30
Interest Payments		Land Area 10.80 Sq. Miles		Other Receivables	56,452.92
DEFERRED CHARGES	1,577.40	Net Valuation Taxable-Municipal	147,483,954.00	Total	2,385,240.94
SCHOOL, COUNTY, SPECIAL DISTRICT TAXES	5,892,333.90	Net Valuation Taxable-County	301,840,466.00	LIABILITIES, RESERVES, AND SURPLUS	
RESERVE FOR UNCOLLECTED TAXES	484,902.12	State Equalized Valuation	242,606,959.00	Cash Liabilities	1,027,555.15
EMERGENCY EMPLOYMENT ACT OF 1971	21,240.94	State Equalization Ratio	60.28	Reserves for Receivables	244,594.86
EXPENDITURES TOTAL	8,415,737.36			Surplus Dec. 31, 1973	1,113,086.93
				Total	2,385,240.94

1413

Population 1970 3,265  
 Population 1973 3,340  
 S & P Rating  
 Moody Rating

General Tax Rate Per \$100. 1.62  
 State Equalized Tax Rate 1.67

## HARDING TOWNSHIP — MORRIS CO.

Form of Government:  
 Township Committee  
 Number of Members on Governing Body 5

PER CAPITA:  
 Gross Debt 116.77  
 Net Debt  
 Debt Service 482.82  
 Total Tax Levy 176.74  
 Municipal Expenditures

PER CENT:  
 Gross Debt .44  
 Net Debt  
 Tax Levy Collected 95.37  
 Tax Levy Cancelled, Abated or Adjusted 1.33

EXPENDITURES		REVENUES-REALIZED		1973 PROPERTY TAX	
GENERAL GOVERNMENT				STATE EQUALIZED TAX RATE — .91	880,703.00
Governing Body & Public Boards		1973 Property Taxes Collected	1,545,885.59	Local District School Taxes	
Municipal Clerk	6,325.00	1973 Payments in Lieu of Taxes		Regional & Consolidated School Tax	
Financial Administration	8,915.00	Delinquent Tax & Lien Collections	33,604.08	School Taxes in Municipal Budget	
Assessment of Taxes	5,200.00	Business Personalty Replacement Taxes	12,635.06	County Taxes	.44 424,093.83
Collection of Taxes	7,460.00	Taxes from Public Utilities	97,750.93	County Library Taxes	.03 25,865.84
Planning, Housing & Development	500.00	Other Miscellaneous Tax Revenues		Local Municipal Purpose Taxes	.28 272,911.39
Human Resources		State Aid Revenues	16,269.52	Veteran & Senior Citizen Taxes	.02 15,470.00
Elections		Federal Aid Revenues		Total Taxes for Rate Computation	1.68 1,619,044.06
General Administration (other)	131,200.00	State and Local Fiscal Assistance Act Utilized	17,844.00	Special District Taxes	1,400.00
JUDICIARY		Sale of Acquired Property		Bank Stock Taxes	861.09
Municipal Courts	6,350.00	Other Miscellaneous Revenues	19,894.59	Added and Omitted Taxes	6,797.25
PUBLIC SAFETY		Other Revenues, Revenue Sharing Tax Effort	17,064.49	Total Taxes Levied - ABSTRACT	1,612,632.40
Fire Protection	3,600.00	Total	1,760,948.26	Total Taxes Billed	1,621,009.82
Police Protection	164,754.00	Prior Years Surplus Appropriated	153,000.00	1973 TAXES COLLECTED	1,545,885.59
Civil Defense & Disaster Control	1,000.00	REVENUES TOTAL	1,913,948.26	1973 Taxes Cancelled, Abated or Adjusted	21,540.01
Environmental Inspection & Control	3,900.00			Transfer to Tax Title Liens or Foreclosed	3,504.06
Other Public Safety		CAPITAL OUTLAY TOTAL	5,536.05	Balance Outstanding Dec. 31, 1973	50,080.16
PUBLIC WORKS				PRIOR YEARS TAXES OUTSTANDING	
Streets and Drainage	83,740.00	Public Enterprises		Balance January 1, 1973	34,926.02
Sewers and Sewage Processing		Recreation—Culture		Collected in 1973	33,604.08
Garbage and Trash Disposal	7,425.00	Public Works	5,536.05	Cancelled, Abated or Adjusted 1973	
Public Buildings and Grounds		Buildings and Grounds		Transfers to Tax Title Liens or Foreclosed	879.20
Other Public Works		Library and Education		Balance December 31, 1973	442.74
HEALTH and WELFARE		Conservation		TAX TITLE LIENS OUTSTANDING	
Health Services Except Environmental	8,135.00	All Other		Balance January 1, 1973	531.56
Welfare-Public Assistance	300.00			Transfers From Taxes	4,501.10
Hospitals, Clinics, First Aid	600.00	CAPITAL DEBT AUTHORIZED, DECEMBER 31, 1973		Redeemed in 1973	
Animal, Insect, & Rodent Control		ISSUED AND UNISSUED GROSS DEBT NET DEBT		Cancelled, Abated or Adjusted (1973)	531.56
Other Welfare Services		School 390,000		Transfers to Foreclosed Property	
RECREATION and CONSERVATION		Self-liquidating		Balance December 31, 1973	4,501.10
Beaches and Boardwalks		Other		PROPERTY ACQUIRED BY DEED OR	
Parks, Playgrounds, Shade Trees		Total 390,000		FORECLOSURE	
Land Reclamation & Conservation		ISSUED AND OUTSTANDING		Balance January 1, 1973	
Other Recreational Services	1,000.00	School 390,000.00		Transfers From Taxes or Liens	
EDUCATION (excluding schools)		Self-Liquidating		Sale for Cash (1973)	
Libraries		Other		Cancelled, Abated or Adjusted (1973)	
Other Educational Services		Total 390,000.00		Balance December 31, 1973	
STATUTORY EXPENDITURES		EQUALIZED VALUATION BASIS		CURRENT FINANCES DECEMBER 31, 1973	
Pensions & F. I. C. A.	20,600.00	FOR NET DEBT COMPUTATION	87,700,881.67	ASSETS	
Employee Fringe Benefits	12,500.00	REAL PROPERTY VALUATIONS		Cash Dec. 31, 1973	282,628.54
Other Statutory Expenditures		Code Class # of Parcels % VAL'N		Taxes Receivable	50,522.90
MUNICIPAL FUNCTIONS TOTAL	473,504.00	1 Vacant Land 294 10.70	10,686,875.00	Tax Title Liens	4,501.10
CAPITAL IMPROVEMENTS *MEMO*	105,000.00	2 Residential 896 82.00	81,867,295.00	Foreclosed Property	
DEBT SERVICE		3 Farm 36 2.86	2,854,600.00	Emergencies & Other Deferred Charges	37,600.00
Principal Payments		4a Commercial 33 4.14	4,137,300.00	State Aid Receivable	62.10
Interest Payments		4b Industrial 2 .29	293,900.00	Other Receivables	
DEFERRED CHARGES	16,500.00	4c Apartments		Total	375,314.64
SCHOOL, COUNTY, SPECIAL DISTRICT TAXES	1,332,062.67	Total 1261	99,839,970.00	LIABILITIES, RESERVES, AND SURPLUS	
RESERVE FOR UNCOLLECTED TAXES	100,300.00	Land Area 20.50 Sq. Miles		Cash Liabilities	152,068.90
EMERGENCY EMPLOYMENT ACT OF 1971		Net Valuation Taxable-Municipal	100,281,501.00	Reserves for Receivables	55,024.00
EXPENDITURES TOTAL	1,922,366.67	Net Valuation Taxable-County	101,072,835.00	Surplus Dec. 31, 1973	168,221.74
		State Equalized Valuation	96,914,591.00	Total	375,314.64
		State Equalization Ratio	103.49		

2109

Population 1970 550  
Population 1973 590  
S & P Rating  
Moody Rating

General Tax Rate Per \$100. 2.70  
State Equalized Tax Rate 2.07.

HARDWICK TOWNSHIP — WARREN CO.  
Form of Government:  
Township Committee  
Number of Members on Governing Body 3

PER CAPITA: 636.64  
Gross Debt  
Net Debt  
Debt Service 533.17  
Total Tax Levy 195.14  
Municipal Expenditures  
PER CENT: 2.77  
Gross Debt  
Net Debt 88.40  
Tax Levy Collected  
Tax Levy Cancelled, Abated or Adjusted .13

EXPENDITURES		REVENUES-REALIZED		1973 PROPERTY TAX	
GENERAL GOVERNMENT				STATE EQUALIZED TAX RATE	
Governing Body & Public Boards		1973 Property Taxes Collected	277,853.33	Local District School Taxes .49	75,364.00
Municipal Clerk	2,400.00	1973 Payments in Lieu of Taxes		Regional & Consolidated School Tax .74	111,657.84
Financial Administration	1,650.00	Delinquent Tax & Lien Collections	45,641.20	School Taxes in Municipal Budget	
Assessment of Taxes	1,650.00	Business Personalty Replacement Taxes	4,488.00	County Taxes .63	95,262.03
Collection of Taxes	850.00	Taxes from Public Utilities	27,392.73	County Library Taxes .02	3,197.44
Planning, Housing & Development		Other Miscellaneous Tax Revenues		Local Municipal Purpose Taxes .17	25,551.39
Human Resources		State Aid Revenues	10,991.76	Veteran & Senior Citizen Taxes .02	3,680.00
Elections		Federal Aid Revenues		Total Taxes for Rate Computation 2.07	314,412.70
General Administration (other)	10,372.00	State and Local Fiscal Assistance Act Utilized	9,750.00	Special District Taxes	
JUDICIARY		Sale of Acquired Property	12,529.52	Bank Stock Taxes	3,834.84
Municipal Courts	675.00	Other Miscellaneous Revenues	7,573.23	Added and Omitted Taxes	
PUBLIC SAFETY		Other Revenues, Revenue Sharing Tax Effort	396,219.77	Total Taxes Levied - ABSTRACT	314,567.54
Fire Protection	250.00	Prior Years Surplus Appropriated	32,000.00	Total Taxes Billed	314,325.31
Police Protection	675.00	REVENUES TOTAL	428,219.77	1973 TAXES COLLECTED	277,853.33
Civil Defense & Disaster Control	200.00			1973 Taxes Cancelled, Abated or Adjusted	404.65
Environmental Inspection & Control	600.00			Transfer to Tax Title Liens or Foreclosed	
Other Public Safety				Balance Outstanding Dec. 31, 1973	36,067.33
PUBLIC WORKS		CAPITAL OUTLAY TOTAL		PRIOR YEARS TAXES OUTSTANDING	
Streets and Drainage	37,788.00	Public Enterprises		Balance January 1, 1973	45,641.20
Sewers and Sewage Processing		Recreation—Culture		Collected in 1973	45,641.20
Garbage and Trash Disposal		Public Works		Cancelled, Abated or Adjusted 1973	
Public Buildings and Grounds	300.00	Buildings and Grounds		Transfers to Tax Title Liens or Foreclosed	
Other Public Works		Library and Education		Balance December 31, 1973	
HEALTH and WELFARE		Conservation		TAX TITLE LIENS OUTSTANDING	
Health Services Except Environmental	300.00	All Other		Balance January 1, 1973	
Welfare-Public Assistance	50.00			Transfers From Taxes	
Hospitals, Clinics, First Aid	450.00	CAPITAL DEBT AUTHORIZED, DECEMBER 31, 1973		Redeemed in 1973	
Animal, Insect, & Rodent Control	1,436.43	ISSUED AND UNISSUED		Cancelled, Abated or Adjusted (1973)	
Other Welfare Services		School	357,920	Transfers to Foreclosed Property	
RECREATION and CONSERVATION		Self-liquidating		Balance December 31, 1973	
Beaches and Boardwalks		Other		PROPERTY ACQUIRED BY DEED OR	
Parks, Playgrounds, Shade Trees		Total	357,920	FORECLOSURE	
Land Reclamation & Conservation		ISSUED AND OUTSTANDING		Balance January 1, 1973	
Other Recreational Services		School	357,920.32	Transfers From Taxes or Liens	
EDUCATION (excluding schools)		Self-liquidating		Sale for Cash (1973)	
Libraries		Other		Cancelled, Abated or Adjusted (1973)	
Other Educational Services		Total	357,920.32	Balance December 31, 1973	
STATUTORY EXPENDITURES		EQUALIZED VALUATION BASIS		CURRENT FINANCES DECEMBER 31, 1973	
Pensions & F. I. C. A.	2,641.00	FOR NET DEBT COMPUTATION	12,900,869.33	ASSETS	
Employee Fringe Benefits	800.00	REAL PROPERTY VALUATIONS		Cash Dec. 31, 1973	187,183.50
Other Statutory Expenditures		Code Class # of Parcels % VAL'N		Taxes Receivable	36,067.33
MUNICIPAL FUNCTIONS		1 Vacant Land 239 26.28	3,060,400.00	Tax Title Liens	
CAPITAL IMPROVEMENTS	8,500.00	2 Residential 201 59.03	6,873,600.00	Foreclosed Property	
DEBT SERVICE		3 Farm 77 14.69	1,709,650.00	Emergencies & Other Deferred Charges	2,513.78
Principal Payments		4a Commercial		State Aid Receivable	19,215.45
Interest Payments		4b Industrial		Other Receivables	1,655.69
DEFERRED CHARGES	1,399.39	4c Apartments		Total	246,635.75
SCHOOL, COUNTY, SPECIAL DISTRICT TAXES	285,181.31	Total 517	11,643,650.00	LIABILITIES, RESERVES, AND SURPLUS	
RESERVE FOR UNCOLLECTED TAXES	50,644.76	Land Area 17.80 Sq. Miles		Cash Liabilities	101,117.11
EMERGENCY EMPLOYMENT ACT OF 1971		Net Valuation Taxable-Municipal	11,650,758.00	Reserves for Receivables	37,723.02
EXPENDITURES	400,312.89	Net Valuation Taxable-County	12,613,529.00	Surplus Dec. 31, 1973	107,795.62
		State Equalized Valuation	15,179,964.00	Total	246,635.75
		State Equalization Ratio	76.74		

1911

Population 1970 3,505  
 Population 1973 3,740  
 S & P Rating  
 Moody Rating

General Tax Rate Per \$100 3.21  
 State Equalized Tax Rate 2.83

**HARDYSTON TOWNSHIP — SUSSEX COUNTY**  
**Form of Government:**  
**Township Committee**  
**Number of Members on Governing Body 3**

PER CAPITA: 109.63 PER CENT: .91  
 Gross Debt 10.70 Gross Debt .09  
 Net Debt Net Debt 89.07  
 Debt Service  
 Total Tax Levy 397.51 Tax Levy Collected  
 Municipal Expenditures 184.09 Tax Levy Cancelled, Abated  
 or Adjusted

EXPENDITURES		REVENUES-REALIZED		1973 PROPERTY TAX	
<b>GENERAL GOVERNMENT</b>				<b>STATE EQUALIZED TAX RATE</b>	
Governing Body & Public Boards		1973 Property Taxes Collected	1,324,142.30	Local District School Taxes	1.37
Municipal Clerk		1973 Payments in Lieu of Taxes		Regional & Consolidated School Tax	.06
Financial Administration	8,000.00	Delinquent Tax & Lien Collections	162,477.97	School Taxes in Municipal Budget	
Assessment of Taxes	11,122.00	Business Personalty Replacement Taxes	31,286.40	County Taxes	.72
Collection of Taxes	10,625.00	Taxes from Public Utilities	72,738.87	County Library Taxes	.03
Planning, Housing & Development	9,459.00	Other Miscellaneous Tax Revenues		Local Municipal Purpose Taxes	.63
Human Resources		State Aid Revenues	15,715.67	Veteran & Senior Citizen Taxes	.04
Elections	1,350.00	Federal Aid Revenues		Total Taxes for Rate Computation	2.85
General Administration (other)	41,072.85	State and Local Fiscal Assistance Act Utilized	43,773.00	Special District Taxes	
<b>JUDICIARY</b>		Sale of Acquired Property	47,820.68	Bank Stock Taxes	570.55
Municipal Courts	3,400.00	Other Miscellaneous Revenues	29,896.59	Added and Omitted Taxes	18,664.89
<b>PUBLIC SAFETY</b>		Other Revenues, Revenue Sharing Tax Effort	1,727,851.48	Total Taxes Levied - ABSTRACT	1,486,684.05
Fire Protection	8,500.00	Total	1,837,851.48	Total Taxes Billed	1,324,142.30
Police Protection	132,105.86	Prior Years Surplus Appropriated	110,000.00	1973 TAXES COLLECTED	
Civil Defense & Disaster Control	1,976.42	REVENUES TOTAL	1,837,851.48	1973 Taxes Cancelled, Abated or Adjusted	
Environmental Inspection & Control	4,400.00	CAPITAL OUTLAY TOTAL	10,509.00	Transfer to Tax Title Liens or Foreclosed	
Other Public Safety				Balance Outstanding Dec. 31, 1973	162,541.75
<b>PUBLIC WORKS</b>				<b>PRIOR YEARS TAXES OUTSTANDING</b>	
Streets and Drainage	133,068.58	Public Enterprises		Balance January 1, 1973	160,469.41
Sewers and Sewage Processing		Recreation—Culture		Collected in 1973	153,172.23
Garbage and Trash Disposal	14,424.15	Public Works	10,509.00	Cancelled, Abated or Adjusted 1973	
Public Buildings and Grounds	7,667.00	Buildings and Grounds		Transfers to Tax Title Liens or Foreclosed	
Other Public Works		Library and Education		Balance December 31, 1973	7,297.18
<b>HEALTH and WELFARE</b>		Conservation		<b>TAX TITLE LIENS OUTSTANDING</b>	
Health Services Except Environmental	4,700.00	All Other		Balance January 1, 1973	60,823.85
Welfare-Public Assistance	1,275.00			Transfers From Taxes	
Hospitals, Clinics, First Aid				Redeemed in 1973	9,305.74
Animal, Insect, & Rodent Control	3,349.00			Cancelled, Abated or Adjusted (1973)	
Other Welfare Services				Transfers to Foreclosed Property	
<b>RECREATION and CONSERVATION</b>				Balance December 31, 1973	51,518.11
Beaches and Boardwalks				<b>PROPERTY ACQUIRED BY DEED OR</b>	
Parks, Playgrounds, Shade Trees				<b>FORECLOSURE</b>	
Land Reclamation & Conservation				Balance January 1, 1973	900.00
Other Recreational Services	3,952.14			Transfers From Taxes or Liens	
<b>EDUCATION (excluding schools)</b>				Sale for Cash (1973)	
Libraries				Cancelled, Abated or Adjusted (1973)	
Other Educational Services				Balance December 31, 1973	900.00
<b>STATUTORY EXPENDITURES</b>				<b>CURRENT FINANCES DECEMBER 31, 1973</b>	
Pensions & F. I. C. A.	16,674.95			<b>ASSETS</b>	
Employee Fringe Benefits	9,000.00			Cash Dec. 31, 1973	621,490.12
Other Statutory Expenditures				Taxes Receivable	169,838.93
<b>MUNICIPAL FUNCTIONS</b>				Tax Title Liens	51,518.11
CAPITAL IMPROVEMENTS	37,091.00			Foreclosed Property	900.00
<b>DEBT SERVICE</b>				Emergencies & Other Deferred Charges	14,974.94
Principal Payments				State Aid Receivable	35,706.67
Interest Payments				Other Receivables	20,002.75
<b>DEFERRED CHARGES</b>				Total	914,431.52
SCHOOL, COUNTY, SPECIAL DISTRICT TAXES	1,137,763.04			<b>LIABILITIES, RESERVES, AND SURPLUS</b>	
RESERVE FOR UNCOLLECTED TAXES	230,000.00			Cash Liabilities	288,592.00
EMERGENCY EMPLOYMENT ACT OF 1971				Reserves for Receivables	242,259.79
<b>EXPENDITURES TOTAL</b>	1,826,269.78			Surplus Dec. 31, 1973	383,579.73
				Total	914,431.52

2110  
Population 1970 2,195  
Population 1973 2,030  
S & P Rating  
Moody Rating

General Tax Rate Per \$100. 5.88  
State Equalized Tax Rate 2.81

**HARMONY TOWNSHIP — WARREN COUNTY**  
Form of Government:  
Township Committee  
Number of Members on Governing Body 3

PER CAPITA: 152.71  
Gross Debt  
Net Debt  
Debt Service  
Total Tax Levy 346.00  
Municipal Expenditures 89.88  
PER CENT: 1.50  
Gross Debt  
Net Debt  
Tax Levy Collected 95.53  
Tax Levy Cancelled, Abated or Adjusted 28

EXPENDITURES		REVENUES-REALIZED		1973 PROPERTY TAX	
<b>GENERAL GOVERNMENT</b>		<b>STATE EQUALIZED TAX RATE</b>		<b>2.02</b>	
Governing Body & Public Boards		1973 Property Taxes Collected	674,847.36	Local District School Taxes	510,209.50
Municipal Clerk		1973 Payments in Lieu of Taxes		Regional & Consolidated School Tax	
Financial Administration	2,470.00	Delinquent Tax & Lien Collections	37,705.13	School Taxes in Municipal Budget	
Assessment of Taxes	4,800.00	Business Personalty Replacement Taxes	37,756.00	County Taxes	166,838.51
Collection of Taxes	4,600.00	Taxes from Public Utilities	39,004.57	County Library Taxes	5,493.34
Planning, Housing & Development	2,500.00	Other Miscellaneous Tax Revenues		Local Municipal Purpose Taxes	12,554.42
Human Resources		State Aid Revenues	13,005.51	Veteran & Senior Citizen Taxes	17,020.00
Elections		Federal Aid Revenues		Total Taxes for Rate Computation	712,115.77
General Administration (other)	17,700.00	State and Local Fiscal Assistance Act Utilized	17,000.00	Special District Taxes	
<b>JUDICIARY</b>		Sale of Acquired Property		Bank Stock Taxes	445.58
Municipal Courts		Other Miscellaneous Revenues	32,020.68	Added and Omitted Taxes	6,832.30
<b>PUBLIC SAFETY</b>		Other Revenues, Revenue Sharing Tax Effort	8,583.66	Total Taxes Levied - ABSTRACT	702,373.65
Fire Protection	4,000.00	Total	859,922.91	Total Taxes Billed	706,430.68
Police Protection	1,965.45	Prior Years Surplus Appropriated	53,555.49	1973 TAXES COLLECTED	674,847.36
Civil Defense & Disaster Control	1,000.00	REVENUES TOTAL	913,478.40	1973 Taxes Cancelled, Abated or Adjusted	1,988.52
Environmental Inspection & Control	1,100.00			Transfer to Tax Title Liens or Foreclosed	
Other Public Safety				Balance Outstanding Dec. 31, 1973	29,594.80
<b>PUBLIC WORKS</b>		<b>CAPITAL OUTLAY TOTAL</b>		<b>PRIOR YEARS TAXES OUTSTANDING</b>	
Streets and Drainage	77,500.00	Public Enterprises		Balance January 1, 1973	38,269.13
Sewers and Sewage Processing		Recreation—Culture		Collected in 1973	37,705.13
Garbage and Trash Disposal		Public Works		Cancelled, Abated or Adjusted 1973	236.04
Public Buildings and Grounds		Buildings and Grounds		Transfers to Tax Title Liens or Foreclosed	
Other Public Works		Library and Education		Balance December 31, 1973	327.96
<b>HEALTH and WELFARE</b>		Conservation		<b>TAX TITLE LIENS OUTSTANDING</b>	
Health Services Except Environmental	1,100.00	All Other		Balance January 1, 1973	
Welfare-Public Assistance	900.00			Transfers From Taxes	
Hospitals, Clinics, First Aid	200.00	<b>CAPITAL DEBT AUTHORIZED, DECEMBER 31, 1973</b>		Redeemed in 1973	
Animal, Insect, & Rodent Control	4,000.00	<b>ISSUED AND UNISSUED GROSS DEBT</b>		Cancelled, Abated or Adjusted (1973)	
Other Welfare Services		School	310,000	Transfers to Foreclosed Property	
<b>RECREATION and CONSERVATION</b>		Self-liquidating		Balance December 31, 1973	
Beaches and Boardwalks		Other		<b>PROPERTY ACQUIRED BY DEED OR</b>	
Parks, Playgrounds, Shade Trees	1,200.00	Total	310,000	<b>FORECLOSURE</b>	
Land Reclamation & Conservation		<b>ISSUED AND OUTSTANDING</b>		Balance January 1, 1973	
Other Recreational Services		School	310,000.00	Transfers From Taxes or Liens	
<b>EDUCATION (excluding schools)</b>		Self-Liquidating		Sale for Cash (1973)	
Libraries		Other		Cancelled, Abated or Adjusted (1973)	
Other Educational Services		Total	310,000.00	Balance December 31, 1973	
<b>STATUTORY EXPENDITURES</b>		<b>EQUALIZED VALUATION BASIS</b>		<b>CURRENT FINANCES DECEMBER 31, 1973</b>	
Pensions & F. I. C. A.	4,422.00	<b>FOR NET DEBT COMPUTATION</b>	20,657,531.33	<b>ASSETS</b>	
Employee Fringe Benefits	1,000.00	<b>REAL PROPERTY VALUATIONS</b>		Cash Dec. 31, 1973	236,016.00
Other Statutory Expenditures		Code Class # of Parcels % VAL'N		Taxes Receivable	29,922.76
<b>MUNICIPAL FUNCTIONS TOTAL</b>	130,457.49	1 Vacant Land 424 2.78	332,775.00	Tax Title Liens	
<b>CAPITAL IMPROVEMENTS * MEMO *</b>	44,000.00	2 Residential 683 54.20	6,483,300.00	Foreclosed Property	
<b>DEBT SERVICE</b>		3 Farm 156 22.71	2,716,925.00	Emergencies & Other Deferred Charges	465.49
Principal Payments		4a Commercial 43 14.70	1,757,700.00	State Aid Receivable	19,858.15
Interest Payments		4b Industrial 21 5.43	649,000.00	Other Receivables	1,309.28
<b>DEFERRED CHARGES</b>		4c Apartments 1 .18	21,175.00	Total	287,571.68
SCHOOL, COUNTY, SPECIAL DISTRICT TAXES	682,541.35	Total 1328	11,960,875.00	<b>LIABILITIES, RESERVES, AND SURPLUS</b>	
RESERVE FOR UNCOLLECTED TAXES	52,000.00	Land Area 24.00 Sq. Miles		Cash Liabilities	99,272.00
EMERGENCY EMPLOYMENT ACT OF 1971		Net Valuation Taxable-Municipal	12,114,612.00	Reserves for Receivables	31,232.04
<b>EXPENDITURES TOTAL</b>	864,998.34	Net Valuation Taxable-County	21,670,583.00	Surplus Dec. 31, 1973	157,067.64
		State Equalized Valuation	25,134,637.00	Total	287,571.68
		State Equalization Ratio	47.89		

0224

Population 1970 4,870  
 Population 1973 4,975  
 S & P Rating  
 Moody Rating

General Tax Rate Per \$100. 4.66  
 State Equalized Tax Rate 3.15

HARRINGTON PARK BOROUGH — BERGEN CO.  
 Form of Government:  
 Borough Council  
 Number of Members on Governing Body 6

PER CAPITA: 1,243.70  
 Gross Debt 991.96  
 Net Debt 32.16  
 Debt Service 419.53  
 Total Tax Levy 157.65  
 Municipal Expenditures

PER CENT: 10.32  
 Gross Debt 8.23  
 Net Debt 98.96  
 Tax Levy Collected  
 Tax Levy Cancelled, Abated or Adjusted .08

EXPENDITURES		REVENUES-REALIZED		1973 PROPERTY TAX	
<b>GENERAL GOVERNMENT</b>				<b>STATE EQUALIZED TAX RATE — 1.22</b>	
Governing Body & Public Boards		1973 Property Taxes Collected	2,067,284.36	Local District School Taxes	814,358.25
Municipal Clerk		1973 Payments in Lieu of Taxes	4,889.20	Regional & Consolidated School Tax	603,194.07
Financial Administration	5,955.00	Delinquent Tax & Lien Collections	19,284.19	School Taxes in Municipal Budget	
Assessment of Taxes	8,140.00	Business Personalty Replacement Taxes	6,688.69	County Taxes	228,773.17
Collection of Taxes	2,555.00	Taxes from Public Utilities	115,239.10	County Library Taxes	
Planning, Housing & Development		Other Miscellaneous Tax Revenues		Local Municipal Purpose Taxes	433,576.31
Human Resources		State Aid Revenues	19,396.39	Veteran & Senior Citizen Taxes	26,300.00
Elections		Federal Aid Revenues		Total Taxes for Rate Computation	2,106,601.80
General Administration (other)	60,530.00	State and Local Fiscal Assistance Act Utilized	30,581.00	Special District Taxes	
<b>JUDICIARY</b>		Sale of Acquired Property	2,500.00	Bank Stock Taxes	1,432.30
Municipal Courts	5,400.00	Other Miscellaneous Revenues	80,123.83	Added and Omitted Taxes	5,435.57
<b>PUBLIC SAFETY</b>		Other Revenues, Revenue Sharing Tax Effort	9,574.07	Total Taxes Levied - ABSTRACT	2,087,169.67
Fire Protection	38,800.00	Total	2,355,560.83	Total Taxes Billed	2,089,061.15
Police Protection	158,825.00	Prior Years Surplus Appropriated	175,000.00	1973 TAXES COLLECTED	2,067,284.36
Civil Defense & Disaster Control	200.00	REVENUES TOTAL	2,530,560.83	1973 Taxes Cancelled, Abated or Adjusted	1,670.97
Environmental Inspection & Control	1,200.00	CAPITAL OUTLAY TOTAL	528,595.72	Transfer to Tax Title Liens or Foreclosed	139.80
Other Public Safety				Balance Outstanding Dec. 31, 1973	19,966.02
<b>PUBLIC WORKS</b>				<b>PRIOR YEARS TAXES OUTSTANDING</b>	
Streets and Drainage	88,755.00	Public Enterprises		Balance January 1, 1973	19,284.19
Sewers and Sewage Processing	2,000.00	Recreation—Culture	6,170.00	Collected in 1973	19,284.19
Garbage and Trash Disposal	111,100.00	Public Works	296,623.42	Cancelled, Abated or Adjusted 1973	
Public Buildings and Grounds	5,100.00	Buildings and Grounds	225,802.30	Transfers to Tax Title Liens or Foreclosed	
Other Public Works		Library and Education		Balance December 31, 1973	
<b>HEALTH and WELFARE</b>		Conservation		TAX TITLE LIENS OUTSTANDING	
Health Services Except Environmental	16,000.00	All Other		Balance January 1, 1973	295.88
Welfare-Public Assistance	150.00			Transfers From Taxes	169.80
Hospitals, Clinics, First Aid	1,000.00			Redeemed in 1973	
Animal, Insect, & Rodent Control				Cancelled, Abated or Adjusted (1973)	
Other Welfare Services				Transfers to Foreclosed Property	
<b>RECREATION and CONSERVATION</b>				Balance December 31, 1973	465.68
Beaches and Boardwalks				<b>PROPERTY ACQUIRED BY DEED OR FORECLOSURE</b>	
Parks, Playgrounds, Shade Trees	8,125.00			Balance January 1, 1973	75,575.00
Land Reclamation & Conservation	7,750.00			Transfers From Taxes or Liens	
Other Recreational Services				Sale for Cash (1973)	2,500.00
<b>EDUCATION (excluding schools)</b>				Cancelled, Abated or Adjusted (1973)	4,000.00
Libraries	11,825.00			Balance December 31, 1973	69,075.00
Other Educational Services				<b>CURRENT FINANCES DECEMBER 31, 1973</b>	
<b>STATUTORY EXPENDITURES</b>				<b>ASSETS</b>	
Pensions & F. I. C. A.	23,200.00			Cash Dec. 31, 1973	747,757.93
Employee Fringe Benefits	6,600.00			Taxes Receivable	19,966.02
Other Statutory Expenditures				Tax Title Liens	465.68
<b>MUNICIPAL FUNCTIONS</b>	563,210.00			Foreclosed Property	69,075.00
<b>CAPITAL IMPROVEMENTS</b>	38,000.00			Emergencies & Other Deferred Charges	
<b>DEBT SERVICE</b>				State Aid Receivable	2,958.17
Principal Payments				Other Receivables	4,000.00
Interest Payments	160,000.00			Total	844,222.80
<b>DEFERRED CHARGES</b>	3,250.00			<b>LIABILITIES, RESERVES, AND SURPLUS</b>	
<b>SCHOOL, COUNTY, SPECIAL DISTRICT TAXES</b>	1,646,325.49			Cash Liabilities	179,329.23
<b>RESERVE FOR UNCOLLECTED TAXES</b>	57,825.00			Reserves for Receivables	93,506.70
<b>EMERGENCY EMPLOYMENT ACT OF 1971</b>				Surplus Dec. 31, 1973	571,386.87
<b>EXPENDITURES TOTAL</b>	2,430,610.49			Total	844,222.80

0904

Population 1970 11,820  
 Population 1973 12,120  
 S & P Rating A  
 Moody Rating BAA-1

General Tax Rate Per \$100 4.48  
 State Equalized Tax Rate 3.58

## HARRISON TOWN — HUDSON COUNTY

Form of Government:

Town Council

Number of Members on Governing Body 9

PER CAPITA:  
 Gross Debt 305.90  
 Net Debt 98.14  
 Debt Service 25.66  
 Total Tax Levy 325.18  
 Municipal Expenditures 427.02

PER CENT:  
 Gross Debt 3.84  
 Net Debt 1.23  
 Tax Levy Collected 92.82  
 Tax Levy Cancelled, Abated or Adjusted 54

EXPENDITURES		REVENUES-REALIZED		1973 PROPERTY TAX	
GENERAL GOVERNMENT		STATE EQUALIZED TAX RATE		1.59	
Governing Body & Public Boards	3,400.00	1973 Property Taxes Collected	3,660,404.17	Local District School Taxes	1,762,532.00
Municipal Clerk	50,000.00	1973 Payments in Lieu of Taxes	14,461.55	Regional & Consolidated School Tax	
Financial Administration	61,950.00	Delinquent Tax & Lien Collections	154,654.14	School Taxes in Municipal Budget	192,670.75
Assessment of Taxes	18,000.00	Business Personalty Replacement Taxes	1,005,038.77	County Taxes	1,205,604.38
Collection of Taxes	55,600.00	Taxes from Public Utilities	2,280,992.32	County Library Taxes	
Planning, Housing & Development		Other Miscellaneous Tax Revenues	1,465.32	Local Municipal Purpose Taxes	756,676.99
Human Resources	10,800.00	State Aid Revenues	100,216.13	Veteran & Senior Citizen Taxes	40,150.00
Elections	7,500.00	Federal Aid Revenues	42,038.07	Total Taxes for Rate Computation	3,957,634.12
General Administration (other)	116,650.00	State and Local Fiscal Assistance Act Utilized	314,450.00	Special District Taxes	
JUDICIARY		Sale of Acquired Property		Bank Stock Taxes	6,752.62
Municipal Courts	29,700.00	Other Miscellaneous Revenues	166,349.44	Added and Omitted Taxes	16,891.03
PUBLIC SAFETY		Other Revenues, Revenue Sharing Tax Effort	54,089.44	Total Taxes Levied - ABSTRACT	3,941,127.77
Fire Protection	1,004,500.00		7,794,159.35	Total Taxes Billed	3,943,586.05
Police Protection	912,850.00	Prior Years Surplus Appropriated	420,000.00	1973 TAXES COLLECTED	3,660,404.17
Civil Defense & Disaster Control	3,200.00	REVENUES TOTAL	8,214,159.35	1973 Taxes Cancelled, Abated or Adjusted	21,420.17
Environmental Inspection & Control	6,360.00			Transfer to Tax Title Liens or Foreclosed	590.30
Other Public Safety	7,450.00	CAPITAL OUTLAY TOTAL	201,849.81	Balance Outstanding Dec. 31, 1973	261,171.41
PUBLIC WORKS				PRIOR YEARS TAXES OUTSTANDING	
Streets and Drainage	379,630.00	Public Enterprises		Balance January 1, 1973	332,267.62
Sewers and Sewage Processing	164,176.33	Recreation—Culture	68,936.00	Collected in 1973	154,654.14
Garbage and Trash Disposal	113,000.00	Public Works	2,696.79	Cancelled, Abated or Adjusted 1973	54,356.89
Public Buildings and Grounds	113,600.00	Buildings and Grounds	50,217.02	Transfers to Tax Title Liens or Foreclosed	405.94
Other Public Works		Library and Education	80,000.00	Balance December 31, 1973	122,850.65
HEALTH and WELFARE		Conservation		TAX TITLE LIENS OUTSTANDING	
Health Services Except Environmental	101,200.00	All Other		Balance January 1, 1973	2,353.92
Welfare-Public Assistance	47,270.00			Transfers From Taxes	1,024.10
Hospitals, Clinics, First Aid		CAPITAL DEBT AUTHORIZED, DECEMBER 31, 1973		Redeemed in 1973	
Animal, Insect, & Rodent Control	3,000.00	ISSUED AND UNISSUED		Cancelled, Abated or Adjusted (1973)	
Other Welfare Services		School	2,518,000	Transfers to Foreclosed Property	
RECREATION and CONSERVATION		Self-Liquidating	1,189,500	Balance December 31, 1973	3,378.02
Beaches and Boardwalks		Other	3,707,500	PROPERTY ACQUIRED BY DEED OR	
Parks, Playgrounds, Shade Trees	83,900.00	Total		FORECLOSURE	
Land Reclamation & Conservation				Balance January 1, 1973	66,400.00
Other Recreational Services	31,000.00	ISSUED AND OUTSTANDING		Transfers From Taxes or Liens	
EDUCATION (excluding schools)		School	2,438,000.00	Sale for Cash (1973)	
Libraries	97,900.00	Self-Liquidating	646,000.00	Cancelled, Abated or Adjusted (1973)	
Other Educational Services		Other	3,084,000.00	Balance December 31, 1973	66,400.00
STATUTORY EXPENDITURES		EQUALIZED VALUATION BASIS		CURRENT FINANCES DECEMBER 31, 1973	
Pensions & F. I. C. A.	362,200.00	FOR NET DEBT COMPUTATION	96,622,943.67	ASSETS	
Employee Fringe Benefits	135,000.00	REAL PROPERTY VALUATIONS		Cash Dec. 31, 1973	1,083,555.41
Other Statutory Expenditures		Code Class # of Parcels % VAL'N		Taxes Receivable	384,022.06
MUNICIPAL FUNCTIONS TOTAL	3,919,836.33	1 Vacant Land 130 1.68	1,455,300.00	Tax Title Liens	3,378.02
CAPITAL IMPROVEMENTS *MEMO*	119,450.00	2 Residential 1500 32.20	27,956,000.00	Foreclosed Property	66,400.00
DEBT SERVICE		3 Farm		Emergencies & Other Deferred Charges	91,834.60
Principal Payments	170,000.00	4a Commercial 341 11.82	10,261,650.00	State Aid Receivable	71,588.66
Interest Payments	140,978.75	4b Industrial 95 50.62	43,955,800.00	Other Receivables	4,955.25
TYPE I SCHL DEBT *MEMO	166,268.75	4c Apartments 70 3.69	3,204,400.00	Total	1,705,734.00
DEFERRED CHARGES	565,489.90	Total 2136	86,833,150.00	LIABILITIES, RESERVES, AND SURPLUS	
SCHOOL, COUNTY, SPECIAL DISTRICT TAXES	3,160,807.13	Land Area 1.20 Sq. Miles		Cash Liabilities	726,625.92
RESERVE FOR UNCOLLECTED TAXES	335,712.44	Net Valuation Taxable-Municipal	88,494,310.00	Reserves for Receivables	458,755.33
EMERGENCY EMPLOYMENT ACT OF 1971	43,500.00	Net Valuation Taxable-County	121,618,388.00	Surplus Dec. 31, 1973	520,352.75
EXPENDITURES TOTAL	8,336,324.55	State Equalized Valuation	110,823,634.00	Total	1,705,734.00
		State Equalization Ratio	80.08		

1971/3000

\* ABOVE DEBT SERVICE INCLUDES TYPE I SCHOOL DEBT

0808

Population 1970 2,675  
 Population 1973 2,790  
 S & P Rating  
 Moody Rating

General Tax Rate Per \$100. 6.17  
 State Equalized Tax Rate 1.94

## HARRISON TOWNSHIP — GLOUCESTER COUNTY

Form of Government:

Township Committee

Number of Members on Governing Body 3

PER CAPITA:

Gross Debt 480.37  
 Net Debt 207.19  
 Debt Service 11.43  
 Total Tax Levy 290.60  
 Municipal Expenditures 129.10

PER CENT:

Gross Debt 5.01  
 Net Debt 2.16  
 Tax Levy Collected 88.60  
 Tax Levy Cancelled, Abated or Adjusted

EXPENDITURES		REVENUES-REALIZED		1973 PROPERTY TAX	
<b>GENERAL GOVERNMENT</b>				STATE EQUALIZED TAX RATE — .84	
Governing Body & Public Boards		1973 Property Taxes Collected	718,381.61	Local District School Taxes	352,051.00
Municipal Clerk		1973 Payments in Lieu of Taxes		Regional & Consolidated School Tax	314,822.96
Financial Administration	5,385.00	Delinquent Tax & Lien Collections	120,120.27	School Taxes in Municipal Budget	
Assessment of Taxes	4,935.00	Business Personalty Replacement Taxes	20,378.35	County Taxes	135,778.60
Collection of Taxes	5,085.00	Taxes from Public Utilities	77,185.74	County Library Taxes	
Planning, Housing & Development	13,082.00	Other Miscellaneous Tax Revenues		Local Municipal Purpose Taxes	-147.74
Human Resources		State Aid Revenues	17,134.21	Veteran & Senior Citizen Taxes	15,900.00
Elections	1,150.00	Federal Aid Revenues		Total Taxes for Rate Computation	818,404.82
General Administration (other)	26,121.48	State and Local Fiscal Assistance Act Utilized		Special District Taxes	4,000.00
<b>JUDICIARY</b>		Sale of Acquired Property	86,689.72	Bank Stock Taxes	2,263.90
Municipal Courts	6,665.00	Other Miscellaneous Revenues	9,233.73	Added and Omitted Taxes	2,005.25
<b>PUBLIC SAFETY</b>		Other Revenues, Revenue Sharing Tax Effort	1,049,173.63	Total Taxes Levied - ABSTRACT	810,773.97
Fire Protection	10,000.00	Total	1,199,173.63	Total Taxes Billed	810,773.97
Police Protection	23,120.00	Prior Years Surplus Appropriated	150,000.00	1973 TAXES COLLECTED	718,381.61
Civil Defense & Disaster Control	1,500.00	REVENUES TOTAL	3,201.59	1973 Taxes Cancelled, Abated or Adjusted	
Environmental Inspection & Control	1,135.00	CAPITAL OUTLAY TOTAL	3,201.59	Transfer to Tax Title Liens or Foreclosed	
Other Public Safety		Public Enterprises		Balance Outstanding Dec. 31, 1973	92,392.36
<b>PUBLIC WORKS</b>		Recreation—Culture		<b>PRIOR YEARS TAXES OUTSTANDING</b>	
Streets and Drainage	35,772.22	Public Works		Balance January 1, 1973	135,487.25
Sewers and Sewage Processing	26,300.00	Buildings and Grounds		Collected in 1973	107,921.78
Garbage and Trash Disposal	20,300.00	Library and Education		Cancelled, Abated or Adjusted 1973	
Public Buildings and Grounds	6,085.00	Conservation		Transfers to Tax Title Liens or Foreclosed	
Other Public Works		All Other		Balance December 31, 1973	27,565.47
<b>HEALTH and WELFARE</b>				<b>TAX TITLE LIENS OUTSTANDING</b>	
Health Services Except Environmental	3,150.00			Balance January 1, 1973	15,768.36
Welfare-Public Assistance	2,325.00			Transfers From Taxes	
Hospitals, Clinics, First Aid	200.00			Redeemed in 1973	12,198.49
Animal, Insect, & Rodent Control	500.00			Cancelled, Abated or Adjusted (1973)	
Other Welfare Services				Transfers to Foreclosed Property	
<b>RECREATION and CONSERVATION</b>				Balance December 31, 1973	3,569.87
Beaches and Boardwalks				<b>PROPERTY ACQUIRED BY DEED OR</b>	
Parks, Playgrounds, Shade Trees	500.00			<b>FORECLOSURE</b>	
Land Reclamation & Conservation				Balance January 1, 1973	10,500.00
Other Recreational Services				Transfers From Taxes or Liens	
<b>EDUCATION (excluding schools)</b>				Sale for Cash (1973)	
Libraries				Cancelled, Abated or Adjusted (1973)	
Other Educational Services				Balance December 31, 1973	10,500.00
<b>STATUTORY EXPENDITURES</b>				<b>CURRENT FINANCES DECEMBER 31, 1973</b>	
Pensions & F. I. C. A.	5,100.00			<b>ASSETS</b>	
Employee Fringe Benefits				Cash Dec. 31, 1973	362,912.98
Other Statutory Expenditures				Taxes Receivable	119,957.83
<b>MUNICIPAL FUNCTIONS</b>				Tax Title Liens	3,569.87
CAPITAL IMPROVEMENTS *MEMO*	23,222.22			Foreclosed Property	10,500.00
<b>DEBT SERVICE</b>				Emergencies & Other Deferred Charges	41,627.08
Principal Payments	31,900.00			State Aid Receivable	5,606.00
Interest Payments				Other Receivables	7,272.86
<b>DEFERRED CHARGES</b>				Total	551,446.62
SCHOOL, COUNTY, SPECIAL DISTRICT TAXES	306,652.56			<b>LIABILITIES, RESERVES, AND SURPLUS</b>	
RESERVE FOR UNCOLLECTED TAXES	129,681.53			Cash Liabilities	70,755.75
EMERGENCY EMPLOYMENT ACT OF 1971				Reserves for Receivables	141,300.56
<b>EXPENDITURES TOTAL</b>	1,166,844.79			Surplus Dec. 31, 1973	339,390.31
				Total	551,446.62

1509

Population 1970 320  
Population 1973 490  
S & P Rating  
Moody Rating

General Tax Rate Per \$100. 1.77  
State Equalized Tax Rate 1.75

## HARVEY CEDARS BOROUGH — OCEAN COUNTY

Form of Government:

Commission (1911)

Number of Members on Governing Body 3

PER CAPITA:

Gross Debt 1,787.25  
Net Debt 547.97  
Debt Service 62.63  
Total Tax Levy 1,381.25  
Municipal Expenditures 845.18

PER CENT:

Gross Debt 2.84  
Net Debt .87  
Tax Levy Collected 93.95  
Tax Levy Cancelled, Abated or Adjusted .80

EXPENDITURES		REVENUES-REALIZED		1973 PROPERTY TAX	
GENERAL GOVERNMENT		1973 Property Taxes Collected		STATE EQUALIZED TAX RATE	
Governing Body & Public Boards		635,888.51		Local District School Taxes .23	
Municipal Clerk	1,100.00	1973 Payments in Lieu of Taxes		Regional & Consolidated School Tax .40	
Financial Administration	6,400.00	26,480.89		School Taxes in Municipal Budget	
Assessment of Taxes	7,350.00	Delinquent Tax & Lien Collections		County Taxes .40	
Collection of Taxes	1,000.00	1,777.48		County Library Taxes .02	
Planning, Housing & Development		Business Personality Replacement Taxes		Local Municipal Purpose Taxes .69	
Human Resources		29,095.82		Veteran & Senior Citizen Taxes .01	
Elections	600.00	Other Miscellaneous Tax Revenues		Total Taxes for Rate Computation 1.75	
General Administration (other)	35,525.00	State Aid Revenues		Special District Taxes	
JUDICIARY		Federal Aid Revenues		Bank Stock Taxes	
Municipal Courts	2,750.00	State and Local Fiscal Assistance Act Utilized		Added and Omitted Taxes	
PUBLIC SAFETY		Sale of Acquired Property		Total Taxes Levied - ABSTRACT	
Fire Protection	8,000.00	Other Miscellaneous Revenues		Total Taxes Billed	
Police Protection	69,500.00	Other Revenues, Revenue Sharing Tax Effort		1973 TAXES COLLECTED	
Civil Defense & Disaster Control	1,000.00	Total		1973 Taxes Cancelled, Abated or Adjusted	
Environmental Inspection & Control	3,150.00	Prior Years Surplus Appropriated		Transfer to Tax Title Liens or Foreclosed	
Other Public Safety		REVENUES TOTAL		Balance Outstanding Dec. 31, 1973	
PUBLIC WORKS		CAPITAL OUTLAY TOTAL		PRIOR YEARS TAXES OUTSTANDING	
Streets and Drainage	69,725.00	Public Enterprises		Balance January 1, 1973	
Sewers and Sewage Processing		Recreation—Culture		Collected in 1973	
Garbage and Trash Disposal	29,950.00	Public Works		Cancelled, Abated or Adjusted 1973	
Public Buildings and Grounds	12,950.00	Buildings and Grounds		Transfers to Tax Title Liens or Foreclosed	
Other Public Works		Library and Education		Balance December 31, 1973	
HEALTH and WELFARE		Conservation		TAX TITLE LIENS OUTSTANDING	
Health Services Except Environmental	1,200.00	All Other		Balance January 1, 1973	
Welfare—Public Assistance		CAPITAL DEBT AUTHORIZED, DECEMBER 31, 1973		Transfers From Taxes	
Hospitals, Clinics, First Aid	2,500.00	ISSUED AND UNISSUED GROSS DEBT NET DEBT		Redeemed in 1973	
Animal, Insect, & Rodent Control	3,700.00	School 304,752		Cancelled, Abated or Adjusted (1973)	
Other Welfare Services		Self-liquidating 299,000		Transfers to Foreclosed Property	
RECREATION and CONSERVATION		Other 272,000		Balance December 31, 1973	
Beaches and Boardwalks	56,511.25	Total 875,752		PROPERTY ACQUIRED BY DEED OR FORECLOSURE	
Parks, Playgrounds, Shade Trees		ISSUED AND OUTSTANDING		Balance January 1, 1973	
Land Reclamation & Conservation		School 304,752.60		Transfers From Taxes or Liens	
Other Recreational Services		Self-Liquidating 299,000.00		Sale for Cash (1973)	
EDUCATION (excluding schools)		Other 234,000.00		Cancelled, Abated or Adjusted (1973)	
Libraries	100.00	Total 837,752.60		Balance December 31, 1973	
Other Educational Services		EQUALIZED VALUATION BASIS		CURRENT FINANCES DECEMBER 31, 1973	
STATUTORY EXPENDITURES		FOR NET DEBT COMPUTATION		ASSETS	
Pensions & F. I. C. A.	12,940.29	REAL PROPERTY VALUATIONS		Cash Dec. 31, 1973	
Employee Fringe Benefits	9,000.00	Code Class # of Parcels % VAL'N ASSESSED VALUATION		Taxes Receivable	
Other Statutory Expenditures		1 Vacant Land 293 10.38 3,947,175.00		Tax Title Liens	
MUNICIPAL FUNCTIONS	334,951.54	2 Residential 819 86.59 32,925,050.00		Foreclosed Property	
CAPITAL IMPROVEMENTS	35,961.50	3 Farm		Emergencies & Other Deferred Charges	
DEBT SERVICE		4a Commercial 26 3.03 1,153,600.00		State Aid Receivable	
Principal Payments	21,000.00	4b Industrial		Other Receivables	
Interest Payments	9,688.75	4c Apartments		Total	
DEFERRED CHARGES	11,498.21	Total 1138 38,025,825.00		LIABILITIES, RESERVES, AND SURPLUS	
SCHOOL, COUNTY, SPECIAL DISTRICT TAXES	401,853.68	Land Area .55 Sq. Miles		Cash Liabilities	
RESERVE FOR UNCOLLECTED TAXES	37,000.00	Net Valuation Taxable-Municipal		Reserves for Receivables	
EMERGENCY EMPLOYMENT ACT OF 1971		Net Valuation Taxable-County		Surplus Dec. 31, 1973	
EXPENDITURES		State Equalized Valuation		Total	
TOTAL	815,992.18	State Equalization Ratio 99.12			

0225

Population 1970 13,660  
 Population 1973 13,680  
 S & P Rating  
 Moody Rating

General Tax Rate Per \$100. 4.23  
 State Equalized Tax Rate 2.41

HASBROUCK HEIGHTS BOROUGH — BERGEN  
 COUNTY  
 Form of Government:  
 Borough Council  
 Number of Members on Governing Body 6

PER CAPITA:  
 Gross Debt 62.42  
 Net Debt 32.31  
 Debt Service 6.38  
 Total Tax Levy 284.46  
 Municipal Expenditures 126.21  
 PER CENT:  
 Gross Debt .58  
 Net Debt .30  
 Tax Levy Collected 96.23  
 Tax Levy Cancelled, Abated or Adjusted .10

EXPENDITURES		REVENUES-REALIZED		1973 PROPERTY TAX	
GENERAL GOVERNMENT				STATE EQUALIZED TAX RATE — 2.41	
Governing Body & Public Boards	4,000.00	1973 Property Taxes Collected		Local District School Taxes	2,318,324.55
Municipal Clerk	29,461.00	1973 Payments in Lieu of Taxes		Regional & Consolidated School Tax	
Financial Administration	8,000.00	Delinquent Tax & Lien Collections		School Taxes in Municipal Budget	
Assessment of Taxes	10,526.52	Business Personalty Replacement Taxes		County Taxes	563,913.79
Collection of Taxes	30,090.72	Taxes from Public Utilities		County Library Taxes	
Planning, Housing & Development		Other Miscellaneous Tax Revenues		Local Municipal Purpose Taxes	990,390.12
Human Resources		State Aid Revenues		Veteran & Senior Citizen Taxes	86,230.00
Elections	1,972.79	Federal Aid Revenues		Total Taxes for Rate Computation	3,958,858.46
General Administration (other)	103,834.94	State and Local Fiscal Assistance Act Utilized		Special District Taxes	
JUDICIARY		Sale of Acquired Property		Bank Stock Taxes	5,871.42
Municipal Courts	19,417.88	Other Miscellaneous Revenues		Added and Omitted Taxes	12,871.56
PUBLIC SAFETY		Other Revenues, Revenue Sharing Tax Effort		Total Taxes Levied - ABSTRACT	3,891,371.44
Fire Protection	65,014.89	Prior Years Surplus Appropriated		Total Taxes Billed	3,898,073.45
Police Protection	449,505.13	REVENUES TOTAL		1973 TAXES COLLECTED	3,751,165.30
Civil Defense & Disaster Control		CAPITAL OUTLAY TOTAL		1973 Taxes Cancelled, Abated or Adjusted	3,413.31
Environmental Inspection & Control	7,275.06			Transfer to Tax Title Liens or Foreclosed	541.44
Other Public Safety				Balance Outstanding Dec. 31, 1973	142,953.40
PUBLIC WORKS				PRIOR YEARS TAXES OUTSTANDING	
Streets and Drainage	124,204.60	Public Enterprises		Balance January 1, 1973	53,800.06
Sewers and Sewage Processing	191,684.71	Recreation—Culture		Collected in 1973	42,249.87
Garbage and Trash Disposal	139,061.34	Public Works		Cancelled, Abated or Adjusted 1973	1,862.58
Public Buildings and Grounds	31,723.32	Buildings and Grounds		Transfers to Tax Title Liens or Foreclosed	
Other Public Works	18,510.62	Library and Education		Balance December 31, 1973	9,687.61
HEALTH and WELFARE		Conservation		TAX TITLE LIENS OUTSTANDING	
Health Services Except Environmental	24,825.74	All Other		Balance January 1, 1973	4,783.70
Welfare-Public Assistance	5,271.27	CAPITAL DEBT AUTHORIZED, DECEMBER 31, 1973		Transfers From Taxes	473.76
Hospitals, Clinics, First Aid		ISSUED AND UNISSUED GROSS DEBT NET DEBT		Redeemed in 1973	
Animal, Insect, & Rodent Control	2,093.28	School 416,000		Cancelled, Abated or Adjusted (1973)	
Other Welfare Services		Self-Liquidating		Transfers to Foreclosed Property	
RECREATION and CONSERVATION		Other 437,915		Balance December 31, 1973	5,257.46
Beaches and Boardwalks		Total 853,915		PROPERTY ACQUIRED BY DEED OR FORECLOSURE	
Parks, Playgrounds, Shade Trees	45,497.48	ISSUED AND OUTSTANDING		Balance January 1, 1973	313,430.00
Land Reclamation & Conservation		School 416,000.00		Transfers From Taxes or Liens	
Other Recreational Services	27,427.71	Self-Liquidating		Sale for Cash (1973)	
EDUCATION (excluding schools)		Other 381,400.00		Cancelled, Abated or Adjusted (1973)	
Libraries	54,143.45	Total 797,400.00		Balance December 31, 1973	313,430.00
Other Educational Services		EQUALIZED VALUATION BASIS		CURRENT FINANCES DECEMBER 31, 1973	
STATUTORY EXPENDITURES		FOR NET DEBT COMPUTATION		ASSETS	
Pensions & F. I. C. A.	101,938.99	REAL PROPERTY VALUATIONS		Cash Dec. 31, 1973	133,195.83
Employee Fringe Benefits	23,972.45	Code Class # of Parcels % VAL'N		Taxes Receivable	152,641.01
Other Statutory Expenditures		1 Vacant Land 251 1.54		Tax Title Liens	5,257.46
MUNICIPAL FUNCTIONS TOTAL	1,519,453.89	2 Residential 3234 80.04		Foreclosed Property	313,430.00
CAPITAL IMPROVEMENTS *MEMO*	15,094.10	3 Farm		Emergencies & Other Deferred Charges	3,845.55
DEBT SERVICE		4a Commercial 119 7.87		State Aid Receivable	3,554.59
Principal Payments	73,000.00	4b Industrial 19 2.89		Other Receivables	2,365.24
Interest Payments	14,306.57	4c Apartments 23 7.65		Total	614,289.68
DEFERRED CHARGES	24,044.58	Total 3646		LIABILITIES, RESERVES, AND SURPLUS	
SCHOOL, COUNTY, SPECIAL DISTRICT TAXES	2,882,238.34	Land Area 1.50 Sq. Miles		Cash Liabilities	60,861.00
RESERVE FOR UNCOLLECTED TAXES	64,187.64	Net Valuation Taxable-Municipal		Reserves for Receivables	473,693.71
EMERGENCY EMPLOYMENT ACT OF 1971	31,520.77	Net Valuation Taxable-County		Surplus Dec. 31, 1973	79,734.97
EXPENDITURES TOTAL	4,608,751.79	State Equalized Valuation		Total	614,289.68
		State Equalization Ratio			
		57.01			

0226

Population 1970  
Population 1973  
S & P Rating  
Moody Rating

3,760  
3,795

General Tax Rate Per \$100.  
4.47  
State Equalized Tax Rate  
3.27

HAWORTH BOROUGH — BERGEN COUNTY  
Form of Government:  
Borough Council  
Number of Members on Governing Body 6

PER CAPITA:  
Gross Debt 1,273.22  
Net Debt 1,132.05  
Debt Service 9.30  
Total Tax Levy 526.15  
Municipal Expenditures 191.06  
PER CENT:  
Gross Debt 8.52  
Net Debt 7.58  
Tax Levy Collected 95.61  
Tax Levy Cancelled, Abated or Adjusted .09

EXPENDITURES		REVENUES-REALIZED		1973 PROPERTY TAX	
GENERAL GOVERNMENT				STATE EQUALIZED TAX RATE 1.30	
Governing Body & Public Boards		1973 Property Taxes Collected 1,910,195.52		Local District School Taxes 1.30 797,278.74	
Municipal Clerk				Regional & Consolidated School Tax .92 564,382.32	
Financial Administration	7,900.00	1973 Payments in Lieu of Taxes 53,695.42		School Taxes in Municipal Budget .35 214,057.26	
Assessment of Taxes	2,950.00	Delinquent Tax & Lien Collections 9,945.61		County Taxes .35 214,057.26	
Collection of Taxes	5,002.00	Business Personalty Replacement Taxes 160,876.14		County Library Taxes .67 408,211.11	
Planning, Housing & Development	1,764.00	Taxes from Public Utilities 15,862.20		Local Municipal Purpose Taxes .03 20,770.00	
Human Resources	668.00	Other Miscellaneous Tax Revenues 30,005.75		Veteran & Senior Citizen Taxes 3.27 2,004,699.43	
Elections	59,759.00	Federal Aid Revenues 14,400.00		Total Taxes for Rate Computation	
General Administration (other)	4,015.00	State and Local Fiscal Assistance Act Utilized 59,817.35		Special District Taxes 1,464.79	
JUDICIARY		Sale of Acquired Property 15,493.83		Bank Stock Taxes 11,329.97	
Municipal Courts	27,838.50	Other Miscellaneous Revenues 2,270,291.82		Added and Omitted Taxes 1,996,724.19	
PUBLIC SAFETY		Prior Years Surplus Appropriated 44,526.00		Total Taxes Levied - ABSTRACT 1,997,933.43	
Fire Protection	174,301.40	REVENUES TOTAL 2,314,817.82		Total Taxes Billed 1,910,195.52	
Police Protection	450.00	CAPITAL OUTLAY TOTAL 846,822.94		1973 TAXES COLLECTED 1,862.30	
Civil Defense & Disaster Control	2,220.00	Public Enterprises 24.15		1973 Taxes Cancelled, Abated or Adjusted 1,890.81	
Environmental Inspection & Control		Recreation—Culture 846,774.64		Transfer to Tax Title Liens or Foreclosed Balance Outstanding Dec. 31, 1973 83,984.80	
Other Public Safety		Public Works 24.15		PRIOR YEARS TAXES OUTSTANDING	
PUBLIC WORKS		Buildings and Grounds		Balance January 1, 1973 185,832.69	
Streets and Drainage	82,884.50	Library and Education		Collected in 1973 53,695.42	
Sewers and Sewage Processing	720.00	Conservation		Cancelled, Abated or Adjusted 1973	
Garbage and Trash Disposal	63,460.00	All Other		Transfers to Tax Title Liens or Foreclosed Balance December 31, 1973 132,137.27	
Public Buildings and Grounds	8,775.00	CAPITAL DEBT AUTHORIZED, DECEMBER 31, 1973		TAX TITLE LIENS OUTSTANDING	
Other Public Works	4,800.00	ISSUED AND UNISSUED GROSS DEBT NET DEBT		Balance January 1, 1973 12,321.32	
HEALTH and WELFARE		School 531,866		Transfers From Taxes Redeemed in 1973 1,890.81	
Health Services Except Environmental	7,289.00	Self-Liquidating 4,300,001		Cancelled, Abated or Adjusted (1973)	
Welfare-Public Assistance	310.00	Other 4,296,128		Transfers to Foreclosed Property Balance December 31, 1973 14,212.13	
Hospitals, Clinics, First Aid		Total 4,831,867		PROPERTY ACQUIRED BY DEED OR FORECLOSURE	
Animal, Insect, & Rodent Control		ISSUED AND OUTSTANDING		Balance January 1, 1973 112,381.00	
Other Welfare Services		School 531,866.06		Transfers From Taxes or Liens Sale for Cash (1973) 14,400.00	
RECREATION and CONSERVATION		Self-Liquidating 3,103,001.36		Cancelled, Abated or Adjusted (1973) Balance December 31, 1973 97,981.00	
Beaches and Boardwalks	57,603.00	Other 3,634,867.42		CURRENT FINANCES DECEMBER 31, 1973	
Parks, Playgrounds, Shade Trees		EQUALIZED VALUATION BASIS		ASSETS	
Land Reclamation & Conservation		FOR NET DEBT COMPUTATION 56,698,996.67		Cash Dec. 31, 1973 274,029.29	
Other Recreational Services		REAL PROPERTY VALUATIONS		Taxes Receivable 216,122.07	
EDUCATION (excluding schools)		Code Class # of Parcels % VAL'N ASSESSED VALUATION		Tax Title Liens 14,212.13	
Libraries	20,950.00	1 Vacant Land 70 .97 435,900.00		Foreclosed Property 97,981.00	
Other Educational Services		2 Residential 1038 86.08 38,512,800.00		Emergencies & Other Deferred Charges 44,770.00	
STATUTORY EXPENDITURES		3 Farm 1 .14 61,400.00		State Aid Receivable 11,145.47	
Pensions & F. I. C. A.	31,275.00	4a Commercial 44 12.81 5,731,500.00		Other Receivables 2,463.65	
Employee Fringe Benefits	3,900.00	4b Industrial		Total 660,723.61	
Other Statutory Expenditures		4c Apartments		LIABILITIES, RESERVES, AND SURPLUS	
MUNICIPAL FUNCTIONS TOTAL	568,834.40	Total 1153 44,741,600.00		Cash Liabilities 102,211.65	
CAPITAL IMPROVEMENTS *MEMO*	10,000.00	Land Area 1.97 Sq. Miles		Reserves for Receivables 330,778.85	
DEBT SERVICE		Net Valuation Taxable-Municipal 44,872,006.00		Surplus Dec. 31, 1973 227,733.11	
Principal Payments	26,882.00	Net Valuation Taxable-County 56,883,511.00		Total 660,723.61	
Interest Payments	8,420.00	State Equalized Valuation 61,231,090.00			
DEFERRED CHARGES	18,975.45	State Equalization Ratio 73.23			
SCHOOL, COUNTY, SPECIAL DISTRICT TAXES	1,575,718.32				
RESERVE FOR UNCOLLECTED TAXES	101,974.00				
EMERGENCY EMPLOYMENT ACT OF 1971					
EXPENDITURES TOTAL	2,300,804.17				

1604

Population 1970 **19,200**  
 Population 1973 **19,260**  
 S & P Rating  
 Moody Rating

General Tax Rate Per \$100. **2.93**  
 State Equalized Tax Rate **2.59**

## HAWTHORNE BOROUGH — PASSAIC COUNTY

Form of Government:

Commission (1911)

Number of Members on Governing Body 3

PER CAPITA:

Gross Debt **258.60**  
 Net Debt **38.29**  
 Debt Service **.26**  
 Total Tax Levy **324.98**  
 Municipal Expenditures **108.72**

PER CENT:

Gross Debt **2.23**  
 Net Debt **.33**  
 Tax Levy Collected **97.88**  
 Tax Levy Cancelled, Abated or Adjusted **.16**

EXPENDITURES		REVENUES-REALIZED		1973 PROPERTY TAX	
GENERAL GOVERNMENT				STATE EQUALIZED TAX RATE <b>1.83</b>	
Governing Body & Public Boards		1973 Property Taxes Collected	<b>6,136,839.06</b>	Local District School Taxes	<b>3,989,331.07</b>
Municipal Clerk		1973 Payments in Lieu of Taxes		Regional & Consolidated School Tax	
Financial Administration	<b>8,300.00</b>	Delinquent Tax & Lien Collections	<b>137,937.06</b>	School Taxes in Municipal Budget	
Assessment of Taxes	<b>17,750.00</b>	Business Personalty Replacement Taxes	<b>216,025.64</b>	County Taxes	<b>1,467,020.78</b>
Collection of Taxes	<b>45,535.00</b>	Taxes from Public Utilities	<b>321,615.82</b>	County Library Taxes	
Planning, Housing & Development	<b>14,843.00</b>	Other Miscellaneous Tax Revenues	<b>79,919.25</b>	Local Municipal Purpose Taxes	<b>771,587.13</b>
Human Resources		State Aid Revenues	<b>8,001.00</b>	Veteran & Senior Citizen Taxes	<b>123,690.00</b>
Elections	<b>6,200.00</b>	Federal Aid Revenues	<b>164,270.00</b>	Total Taxes for Rate Computation	<b>6,351,628.98</b>
General Administration (other)	<b>120,060.00</b>	State and Local Fiscal Assistance Act Utilized		Special District Taxes	
JUDICIARY		Sale of Acquired Property	<b>259,678.21</b>	Bank Stock Taxes	<b>13,786.98</b>
Municipal Courts	<b>15,575.00</b>	Other Miscellaneous Revenues	<b>44,617.10</b>	Added and Omitted Taxes	<b>17,424.74</b>
PUBLIC SAFETY		Other Revenues, Revenue Sharing Tax Effort	<b>7,368,903.14</b>	Total Taxes Levied - ABSTRACT	<b>6,259,150.70</b>
Fire Protection	<b>81,570.00</b>	REVENUES TOTAL	<b>7,993,903.14</b>	Total Taxes Billed	<b>6,136,839.06</b>
Police Protection	<b>372,210.00</b>	CAPITAL OUTLAY TOTAL	<b>265,634.46</b>	1973 TAXES COLLECTED	
Civil Defense & Disaster Control	<b>3,913.00</b>	Public Enterprises	<b>50,907.06</b>	1973 Taxes Cancelled, Abated or Adjusted	<b>9,963.79</b>
Environmental Inspection & Control	<b>17,130.00</b>	Recreation—Culture		Transfer to Tax Title Liens or Foreclosed	<b>2,203.36</b>
Other Public Safety		Public Works	<b>213,458.34</b>	Balance Outstanding Dec. 31, 1973	<b>120,525.58</b>
PUBLIC WORKS		Buildings and Grounds	<b>1,269.06</b>	PRIOR YEARS TAXES OUTSTANDING	
Streets and Drainage	<b>198,095.00</b>	Library and Education		Balance January 1, 1973	<b>138,479.58</b>
Sewers and Sewage Processing	<b>135,860.00</b>	Conservation		Collected in 1973	<b>137,937.06</b>
Garbage and Trash Disposal	<b>200,000.00</b>	All Other		Cancelled, Abated or Adjusted 1973	<b>542.52</b>
Public Buildings and Grounds	<b>21,725.00</b>			Transfers to Tax Title Liens or Foreclosed	
Other Public Works				Balance December 31, 1973	
HEALTH and WELFARE				TAX TITLE LIENS OUTSTANDING	
Health Services Except Environmental	<b>51,235.00</b>			Balance January 1, 1973	<b>10,285.44</b>
Welfare-Public Assistance	<b>3,665.00</b>			Transfers From Taxes	<b>2,203.36</b>
Hospitals, Clinics, First Aid	<b>3,500.00</b>			Redeemed in 1973	
Animal, Insect, & Rodent Control				Cancelled, Abated or Adjusted (1973)	
Other Welfare Services	<b>1,500.00</b>			Transfers to Foreclosed Property	
RECREATION and CONSERVATION				Balance December 31, 1973	<b>12,488.80</b>
Beaches and Boardwalks				PROPERTY ACQUIRED BY DEED OR	
Parks, Playgrounds, Shade Trees	<b>15,400.00</b>			FORECLOSURE	
Land Reclamation & Conservation				Balance January 1, 1973	<b>28,055.00</b>
Other Recreational Services	<b>80,691.00</b>			Transfers From Taxes or Liens	
EDUCATION (excluding schools)				Sale for Cash (1973)	
Libraries	<b>77,360.00</b>			Cancelled, Abated or Adjusted (1973)	
Other Educational Services				Balance December 31, 1973	<b>28,055.00</b>
STATUTORY EXPENDITURES				CURRENT FINANCES DECEMBER 31, 1973	
Pensions & F. I. C. A.	<b>100,700.00</b>			ASSETS	
Employee Fringe Benefits	<b>45,000.00</b>			Cash Dec. 31, 1973	<b>1,740,064.56</b>
Other Statutory Expenditures				Taxes Receivable	<b>120,525.58</b>
MUNICIPAL FUNCTIONS TOTAL	<b>1,637,787.00</b>			Tax Title Liens	<b>12,488.80</b>
CAPITAL IMPROVEMENTS *MEMO*	<b>552,270.00</b>			Foreclosed Property	<b>28,055.00</b>
DEBT SERVICE				Emergencies & Other Deferred Charges	<b>7,500.00</b>
Principal Payments				State Aid Receivable	<b>33,121.98</b>
Interest Payments	<b>5,000.00</b>			Other Receivables	
DEFERRED CHARGES				Total	<b>1,941,755.92</b>
SCHOOL, COUNTY, SPECIAL DISTRICT TAXES	<b>5,456,351.85</b>			LIABILITIES, RESERVES, AND SURPLUS	
RESERVE FOR UNCOLLECTED TAXES	<b>442,729.36</b>			Cash Liabilities	<b>641,746.08</b>
EMERGENCY EMPLOYMENT ACT OF 1971	<b>8,412.00</b>			Reserves for Receivables	<b>161,069.38</b>
EXPENDITURES TOTAL	<b>7,550,280.21</b>			Surplus Dec. 31, 1973	<b>1,138,940.46</b>
				Total	<b>1,941,755.92</b>

General Tax Rate Per \$100. 5.18  
State Equalized Tax Rate 3.58

**HAZLET TOWNSHIP – MONMOUTH COUNTY**

**Form of Government:**

**Township Committee**

Number of Members on Governing Body 5

PER CAPITA:

Gross Debt	380.72
Net Debt	56.84
Debt Service	1.97
Total Tax Levy	268.63
Municipal Expenditures	84.98

PER CENT:

Gross Debt	5.69
Net Debt	.85
Tax Levy Collected	96.87
Tax Levy Cancelled, Abated or Adjusted	.01

EXPENDITURES		REVENUES-REALIZED		1973 PROPERTY TAX	
GENERAL GOVERNMENT				STATE EQUALIZED TAX RATE <u>2.45</u>	
Governing Body & Public Boards		1973 Property Taxes Collected	5,946,112.12	Local District School Taxes	4,252,543.50
Municipal Clerk		1973 Payments in Lieu of Taxes		Regional & Consolidated School Tax	
Financial Administration	22,250.00	Subsequent Tax & Lien Collections	163,795.91	School Taxes in Municipal Budget	
Assessment of Taxes	25,933.00	Business Personalty Replacement Taxes	131,906.10	County Taxes	1,038,581.17
Collection of Taxes	29,345.00	Taxes from Public Utilities	262,030.77	County Library Taxes	40,104.57
Planning, Housing & Development	30,850.00	Other Miscellaneous Tax Revenues		Local Municipal Purpose Taxes	770,704.99
Human Resources		State Aid Revenues	130,828.35	Veteran & Senior Citizen Taxes	111,900.00
Elections		Federal Aid Revenues	47,891.38	Total Taxes for Rate Computation	3.57
General Administration (other)	302,312.00	State and Local Fiscal Assistance Act Utilized	239,705.00	Special District Taxes	
JUDICIARY		Sale of Acquired Property	97,800.41	Bank Stock Taxes	3,347.01
Municipal Courts	22,015.00	Other Miscellaneous Revenues	76,519.91	Added and Omitted Taxes	32,979.29
PUBLIC SAFETY		Other Revenues, Revenue Sharing Tax Effort	7,096,589.95	Total Taxes Levied - ABSTRACT	6,138,260.53
Fire Protection	156,560.00	Total	7,258,589.95	Total Taxes Billed	5,946,112.12
Police Protection	378,265.00	Prior Years Surplus Appropriated	162,000.00	1973 TAXES COLLECTED	5,946,112.12
Civil Defense & Disaster Control	7,500.00	REVENUES	7,258,589.95	1973 Taxes Cancelled, Abated or Adjusted	480.00
Environmental Inspection & Control	7,050.00	CAPITAL OUTLAY	49,215.59	Transfer to Tax Title Liens or Foreclosed	
Other Public Safety		TOTAL	49,215.59	Balance Outstanding Dec. 31, 1973	191,668.41
PUBLIC WORKS				PRIOR YEARS TAXES OUTSTANDING	
Streets and Drainage	426,530.00	Public Enterprises		Balance January 1, 1973	152,198.49
Sewers and Sewage Processing	1,500.00	Recreation—Culture	8,809.00	Collected in 1973	151,647.80
Garbage and Trash Disposal		Public Works	8,931.89	Cancelled, Abated or Adjusted 1973	
Public Buildings and Grounds	29,025.00	Buildings and Grounds	31,474.70	Transfers to Tax Title Liens or Foreclosed	
Other Public Works		Library and Education		Balance December 31, 1973	550.69
HEALTH and WELFARE		Conservation		TAX TITLE LIENS OUTSTANDING	
Health Services Except Environmental	31,500.00	All Other		Balance January 1, 1973	61,571.09
Welfare-Public Assistance	3,500.00	CAPITAL DEBT AUTHORIZED, DECEMBER 31, 1973		Transfers From Taxes	
Hospitals, Clinics, First Aid	3,000.00	ISSUED AND UNISSUED	GROSS DEBT	Redeemed in 1973	12,148.11
Animal, Insect, & Rodent Control		School	7,000,000	Cancelled, Abated or Adjusted (1973)	
Other Welfare Services		Self-liquidating	688,000	Transfers to Foreclosed Property	
RECREATION and CONSERVATION		Other	1,011,345	Balance December 31, 1973	49,422.98
Beaches and Boardwalks		Total	8,699,345	PROPERTY ACQUIRED BY DEED OR	
Parks, Playgrounds, Shade Trees	1,850.00	ISSUED AND OUTSTANDING		FORECLOSURE	
Land Reclamation & Conservation		School	7,000,000.00	Balance January 1, 1973	113,800.00
Other Recreational Services	60,456.00	Self-Liquidating	688,000.00	Transfers From Taxes or Liens	
EDUCATION (excluding schools)		Other	433,825.00	Sale for Cash (1973)	
Libraries	6,850.00	Total	8,121,825.00	Cancelled, Abated or Adjusted (1973)	
Other Educational Services		EQUALIZED VALUATION BASIS		Balance December 31, 1973	113,800.00
STATUTORY EXPENDITURES		FOR NET DEBT COMPUTATION	152,788,251.67	CURRENT FINANCES DECEMBER 31, 1973	
Pensions & F. I. C. A.	71,379.00	REAL PROPERTY VALUATIONS		ASSETS	
Employee Fringe Benefits		Code Class # of Parcels % VAL'N	ASSESSED VALUATION	Cash Dec. 31, 1973	729,346.58
Other Statutory Expenditures		1 Vacant Land 510 3.41	4,063,600.00	Taxes Receivable	192,219.10
MUNICIPAL FUNCTIONS	TOTAL	2 Residential 4775 77.64	92,658,150.00	Tax Title Liens	49,422.98
CAPITAL IMPROVEMENTS	*MEMO*	3 Farm 22 .73	866,650.00	Foreclosed Property	113,800.00
DEBT SERVICE		4a Commercial 169 16.26	19,405,000.00	Emergencies & Other Deferred Charges	27,644.23
Principal Payments	24,350.00	4b Industrial 6 1.97	2,346,300.00	State Aid Receivable	55,524.09
Interest Payments	20,750.00	4c Apartments		Other Receivables	64,343.66
DEFERRED CHARGES	40,900.00	Total	119,339,700.00	Total	1,232,300.64
SCHOOL, COUNTY, SPECIAL DISTRICT TAXES	5,331,229.24	Land Area 5.60 Sq. Miles		LIABILITIES, RESERVES, AND SURPLUS	
RESERVE FOR UNCOLLECTED TAXES	190,349.00	Net Valuation Taxable-Municipal	120,013,317.00	Cash Liabilities	645,020.33
EMERGENCY EMPLOYMENT ACT OF 1971	47,855.91	Net Valuation Taxable-County	159,293,182.00	Reserves for Receivables	419,785.74
EXPENDITURES	TOTAL	State Equalized Valuation	173,105,441.00	Surplus Dec. 31, 1973	167,494.57
		State Equalization Ratio	69.21	Total	1,232,300.64

1206

Population 1970 960  
 Population 1973 990  
 S & P Rating  
 Moody Rating

General Tax Rate Per \$100. 2.77  
 State Equalized Tax Rate 2.52

## HELMETTA BOROUGH — MIDDLESEX COUNTY

Form of Government:

Borough Council

Number of Members on Governing Body 6

PER CAPITA:

Gross Debt

Net Debt

Debt Service

Total Tax Levy 313.40

Municipal Expenditures 158.41

PER CENT:

Gross Debt

Net Debt

Tax Levy Collected 95.51

Tax Levy Cancelled, Abated  
or Adjusted

EXPENDITURES		REVENUES-REALIZED		1973 PROPERTY TAX	
GENERAL GOVERNMENT				STATE EQUALIZED TAX RATE — 1.75	218,773.00
Governing Body & Public Boards		1973 Property Taxes Collected	296,349.43	Local District School Taxes	
Municipal Clerk		1973 Payments in Lieu of Taxes		Regional & Consolidated School Tax	
Financial Administration	2,050.00	Delinquent Tax & Lien Collections	11,973.95	School Taxes in Municipal Budget	
Assessment of Taxes	3,250.00	Business Personalty Replacement Taxes	63,724.62	County Taxes	.52 65,143.34
Collection of Taxes	3,500.00	Taxes from Public Utilities	21,077.25	County Library Taxes	
Planning, Housing & Development	2,900.00	Other Miscellaneous Tax Revenues		Local Municipal Purpose Taxes	.21 26,000.00
Human Resources	100.00	State Aid Revenues	4,062.63	Veteran & Senior Citizen Taxes	.03 4,360.00
Elections	300.00	Federal Aid Revenues		Total Taxes for Rate Computation	2.51 314,276.34
General Administration (other)	26,250.00	State and Local Fiscal Assistance Act Utilized	6,028.00	Special District Taxes	
JUDICIARY		Sale of Acquired Property		Bank Stock Taxes	
Municipal Courts	1,650.00	Other Miscellaneous Revenues	8,697.32	Added and Omitted Taxes	354.58
PUBLIC SAFETY		Other Revenues, Revenue Sharing Tax Effort	1,989.37	Total Taxes Levied - ABSTRACT	310,270.92
Fire Protection	8,400.00	Total	413,902.57	Total Taxes Billed	310,270.92
Police Protection	36,700.00	Prior Years Surplus Appropriated	28,000.00	1973 TAXES COLLECTED	296,349.43
Civil Defense & Disaster Control	1,200.00	REVENUES TOTAL	441,902.57	1973 Taxes Cancelled, Abated or Adjusted	
Environmental Inspection & Control	750.00	CAPITAL OUTLAY TOTAL	951.00	Transfer to Tax Title Liens or Foreclosed	1,963.38
Other Public Safety				Balance Outstanding Dec. 31, 1973	11,958.11
PUBLIC WORKS				PRIOR YEARS TAXES OUTSTANDING	
Streets and Drainage	24,650.00	Public Enterprises		Balance January 1, 1973	13,655.50
Sewers and Sewage Processing		Recreation—Culture		Collected in 1973	11,973.95
Garbage and Trash Disposal	12,000.00	Public Works		Cancelled, Abated or Adjusted 1973	
Public Buildings and Grounds	5,000.00	Buildings and Grounds	951.00	Transfers to Tax Title Liens or Foreclosed	1,022.46
Other Public Works		Library and Education		Balance December 31, 1973	659.09
HEALTH and WELFARE		Conservation		TAX TITLE LIENS OUTSTANDING	
Health Services Except Environmental	1,100.00	All Other		Balance January 1, 1973	1,644.78
Welfare-Public Assistance	550.00	CAPITAL DEBT AUTHORIZED, DECEMBER 31, 1973		Transfers From Taxes	3,175.92
Hospitals, Clinics, First Aid	200.00	ISSUED AND UNISSUED GROSS DEBT		Redeemed in 1973	
Animal, Insect, & Rodent Control		School		Cancelled, Abated or Adjusted (1973)	
Other Welfare Services	100.00	Self-liquidating		Transfers to Foreclosed Property	
RECREATION and CONSERVATION		Other		Balance December 31, 1973	4,820.70
Beaches and Boardwalks		Total		PROPERTY ACQUIRED BY DEED OR FORECLOSURE	
Parks, Playgrounds, Shade Trees	400.00	ISSUED AND OUTSTANDING		Balance January 1, 1973	
Land Reclamation & Conservation		School		Transfers From Taxes or Liens	
Other Recreational Services	2,800.00	Self-Liquidating		Sale for Cash (1973)	
EDUCATION (excluding schools)		Other		Cancelled, Abated or Adjusted (1973)	
Libraries		Total		Balance December 31, 1973	
Other Educational Services		EQUALIZED VALUATION BASIS		CURRENT FINANCES DECEMBER 31, 1973	
STATUTORY EXPENDITURES		FOR NET DEBT COMPUTATION	10,770,303.67	ASSETS	
Pensions & F. I. C. A.	4,900.00	REAL PROPERTY VALUATIONS		Cash Dec. 31, 1973	111,510.29
Employee Fringe Benefits		Code Class # of Parcels % VAL'N		Taxes Receivable	12,617.20
Other Statutory Expenditures		1 Vacant Land 135 4.82	542,230.00	Tax Title Liens	4,820.70
MUNICIPAL FUNCTIONS TOTAL	138,750.00	2 Residential 298 56.23	6,328,275.00	Foreclosed Property	
CAPITAL IMPROVEMENTS *MEMO*		3 Farm		Emergencies & Other Deferred Charges	5,440.00
DEBT SERVICE		4a Commercial 7 2.85	321,020.00	State Aid Receivable	20,650.00
Principal Payments		4b Industrial 40 36.10	4,062,130.00	Other Receivables	19,472.02
Interest Payments		4c Apartments		Total	174,510.21
DEFERRED CHARGES	1,948.00	Total 480	11,253,655.00	LIABILITIES, RESERVES, AND SURPLUS	
SCHOOL, COUNTY, SPECIAL DISTRICT TAXES	283,916.34	Land Area .80 Sq. Miles		Cash Liabilities	118,069.35
RESERVE FOR UNCOLLECTED TAXES	16,130.00	Net Valuation Taxable-Municipal	11,347,884.00	Reserves for Receivables	17,549.92
EMERGENCY EMPLOYMENT ACT OF 1971		Net Valuation Taxable-County	12,843,523.00	Surplus Dec. 31, 1973	38,890.94
EXPENDITURES TOTAL	440,744.34	State Equalized Valuation	12,456,807.00	Total	174,510.21
		State Equalization Ratio	91.03		

0419

Population 1970 1,210  
 Population 1973 1,325  
 S & P Rating  
 Moody Rating

General Tax Rate Per \$100. 4.62  
 State Equalized Tax Rate 3.37

HI-NELLA BOROUGH — CAMDEN COUNTY  
 Form of Government:  
 Borough Council  
 Number of Members on Governing Body 6

PER CAPITA:  
 Gross Debt 148.30  
 Net Debt 148.30  
 Debt Service 8.23  
 Total Tax Levy 220.90  
 Municipal Expenditures 87.44  
 PER CENT:  
 Gross Debt 2.57  
 Net Debt 2.57  
 Tax Levy Collected 87.84  
 Tax Levy Cancelled, Abated or Adjusted 2.22

EXPENDITURES		REVENUES-REALIZED		1973 PROPERTY TAX	
GENERAL GOVERNMENT				STATE EQUALIZED TAX RATE — 1.89	
Governing Body & Public Boards		1973 Property Taxes Collected 256,999.65		Local District School Taxes	162,745.00
Municipal Clerk		1973 Payments in Lieu of Taxes		Regional & Consolidated School Tax	
Financial Administration	2,450.00	Delinquent Tax & Lien Collections 3,363.81		School Taxes in Municipal Budget	
Assessment of Taxes	2,250.00	Business Personalty Replacement Taxes 1,607.74		County Taxes	80,745.37
Collection of Taxes	1,275.00	Taxes from Public Utilities 18,762.88		County Library Taxes	2,439.75
Planning, Housing & Development	115.00	Other Miscellaneous Tax Revenues		Local Municipal Purpose Taxes	42,186.06
Human Resources		State Aid Revenues 5,476.90		Veteran & Senior Citizen Taxes	3,770.00
Elections	500.00	Federal Aid Revenues		Total Taxes for Rate Computation	291,886.18
General Administration (other)	12,480.00	State and Local Fiscal Assistance Act Utilized		Special District Taxes	
JUDICIARY		Sale of Acquired Property		Bank Stock Taxes	763.94
Municipal Courts	1,175.00	Other Miscellaneous Revenues 28,388.09		Added and Omitted Taxes	3,818.63
PUBLIC SAFETY		Other Revenues, Revenue Sharing Tax Effort		Total Taxes Levied - ABSTRACT	292,698.75
Fire Protection	3,465.00	Prior Years Surplus Appropriated		Total Taxes Billed	292,567.93
Police Protection	17,995.00	REVENUES TOTAL 350,075.65		1973 TAXES COLLECTED	256,999.65
Civil Defense & Disaster Control	26.00	CAPITAL OUTLAY TOTAL 131,998.11		1973 Taxes Cancelled, Abated or Adjusted	6,504.13
Environmental Inspection & Control	320.00	Public Enterprises		Transfer to Tax Title Liens or Foreclosed	233.51
Other Public Safety		Recreation—Culture		Balance Outstanding Dec. 31, 1973	28,830.64
PUBLIC WORKS		Public Works 99,685.11		PRIOR YEARS TAXES OUTSTANDING	
Streets and Drainage	11,304.00	Buildings and Grounds		Balance January 1, 1973	3,765.19
Sewers and Sewage Processing	15,320.00	Library and Education		Collected in 1973	3,363.81
Garbage and Trash Disposal	3,000.00	Conservation		Cancelled, Abated or Adjusted 1973	25.76
Public Buildings and Grounds	2,200.00	All Other		Transfers to Tax Title Liens or Foreclosed	375.62
Other Public Works		CAPITAL DEBT AUTHORIZED, DECEMBER 31, 1973		Balance December 31, 1973	
HEALTH and WELFARE		ISSUED AND UNISSUED GROSS DEBT NET DEBT		TAX TITLE LIENS OUTSTANDING	
Health Services Except Environmental	50.00	School 196,500 196,500		Balance January 1, 1973	1,247.27
Welfare-Public Assistance		Self-liquidating 196,500 196,500		Transfers From Taxes	262.23
Hospitals, Clinics, First Aid		Other 196,500 196,500		Redeemed in 1973	
Animal, Insect, & Rodent Control	300.00	ISSUED AND OUTSTANDING		Cancelled, Abated or Adjusted (1973)	
Other Welfare Services		School		Transfers to Foreclosed Property	
RECREATION and CONSERVATION		Self-Liquidating		Balance December 31, 1973	1,509.50
Beaches and Boardwalks		Other		PROPERTY ACQUIRED BY DEED OR	
Parks, Playgrounds, Shade Trees	1,500.00	Total 184,500.00 184,500.00		FORECLOSURE	
Land Reclamation & Conservation		EQUALIZED VALUATION BASIS		Balance January 1, 1973	950.00
Other Recreational Services	300.00	FOR NET DEBT COMPUTATION		Transfers From Taxes or Liens	
EDUCATION (excluding schools)		REAL PROPERTY VALUATIONS		Sale for Cash (1973)	
Libraries	1,075.00	Code Class # of Parcels % VAL'N		Cancelled, Abated or Adjusted (1973)	
Other Educational Services		1 Vacant Land 18 1.99		Balance December 31, 1973	950.00
STATUTORY EXPENDITURES		2 Residential 125 30.99		CURRENT FINANCES DECEMBER 31, 1973	
Pensions & F. I. C. A.	1,225.00	3 Farm 2 .66		ASSETS	
Employee Fringe Benefits		4a Commercial 6 6.21		Cash Dec. 31, 1973	102,138.91
Other Statutory Expenditures		4b Industrial 2 1.81		Taxes Receivable	29,206.26
MUNICIPAL FUNCTIONS		4c Apartments 6 58.34		Tax Title Liens	1,509.50
CAPITAL IMPROVEMENTS	2,000.00	Total 159		Foreclosed Property	950.00
DEBT SERVICE		Land Area .23 Sq. Miles		Emergencies & Other Deferred Charges	3,810.00
Principal Payment:	9,000.00	Net Valuation Taxable-Municipal		State Aid Receivable	1,048.00
Interest Payments	1,900.00	Net Valuation Taxable-County		Other Receivables	5,835.98
DEFERRED CHARGES	1,925.00	State Equalized Valuation		Total	144,498.65
SCHOOL, COUNTY, SPECIAL DISTRICT TAXES	245,930.12	State Equalization Ratio 73.10		LIABILITIES, RESERVES, AND SURPLUS	
RESERVE FOR UNCOLLECTED TAXES	24,710.00	Net Valuation Taxable-Municipal		Cash Liabilities	59,983.04
EMERGENCY EMPLOYMENT ACT OF 1971		Net Valuation Taxable-County		Reserves for Receivables	37,501.74
EXPENDITURES		State Equalized Valuation		Surplus Dec. 31, 1973	47,013.87
TOTAL	361,790.12			Total	144,498.65

1014

Population 1970 2,610  
 Population 1973 2,775  
 S & P Rating  
 Moody Rating

General Tax Rate Per \$100. 5.05  
 State Equalized Tax Rate 3.90

HIGH BRIDGE BOROUGH — HUNTERDON CO.  
 Form of Government:  
 Borough Council  
 Number of Members on Governing Body 6

PER CAPITA:  
 Gross Debt 772.24  
 Net Debt 171.55  
 Debt Service 371.06  
 Total Tax Levy 137.65  
 Municipal Expenditures

PER CENT:  
 Gross Debt 9.64  
 Net Debt 2.14  
 Tax Levy Collected 89.97  
 Tax Levy Cancelled, Abated or Adjusted .20

EXPENDITURES		REVENUES-REALIZED		1973 PROPERTY TAX	
GENERAL GOVERNMENT				STATE EQUALIZED TAX RATE—2.12	
Governing Body & Public Boards		1973 Property Taxes Collected		Local District School Taxes	551,032.50
Municipal Clerk	2,350.00	1973 Payments in Lieu of Taxes		Regional & Consolidated School Tax	272,702.62
Financial Administration	3,750.00	Delinquent Tax & Lien Collections		School Taxes in Municipal Budget	
Assessment of Taxes	4,553.36	Business Personalty Replacement Taxes		County Taxes	120,325.80
Collection of Taxes	9,980.00	Taxes from Public Utilities		County Library Taxes	6,173.07
Planning, Housing & Development		Other Miscellaneous Tax Revenues		Local Municipal Purpose Taxes	49,826.60
Human Resources		State Aid Revenues		Veteran & Senior Citizen Taxes	16,060.00
Elections	31,500.00	Federal Aid Revenues		Total Taxes for Rate Computation	1,016,120.59
General Administration (other)		State and Local Fiscal Assistance Act Utilized		Special District Taxes	
JUDICIARY	4,800.67	Sale of Acquired Property		Bank Stock Taxes	1,547.65
PUBLIC SAFETY	16,700.00	Other Miscellaneous Revenues		Added and Omitted Taxes	28,085.54
Fire Protection	47,750.00	Other Revenues, Revenue Sharing Tax Effort		Total Taxes Levied - ABSTRACT	1,029,693.78
Police Protection		Total		Total Taxes Billed	1,030,655.11
Civil Defense & Disaster Control	1,750.00	Prior Years Surplus Appropriated		1973 TAXES COLLECTED	927,252.23
Environmental Inspection & Control		REVENUES TOTAL		1973 Taxes Cancelled, Abated or Adjusted	2,090.87
Other Public Safety		CAPITAL OUTLAY TOTAL		Transfer to Tax Title Liens or Foreclosed	12,413.40
PUBLIC WORKS	76,625.00			Balance Outstanding Dec. 31, 1973	88,898.61
Streets and Drainage		Public Enterprises		PRIOR YEARS TAXES OUTSTANDING	
Sewers and Sewage Processing	28,850.00	Recreation—Culture		Balance January 1, 1973	119,683.53
Garbage and Trash Disposal	5,325.00	Public Works		Collected in 1973	115,859.06
Public Buildings and Grounds		Buildings and Grounds		Cancelled, Abated or Adjusted 1973	1,074.08
Other Public Works		Library and Education		Transfers to Tax Title Liens or Foreclosed	1,706.47
HEALTH and WELFARE	1,080.00	Conservation		Balance December 31, 1973	1,043.92
Health Services Except Environmental	900.00	All Other		TAX TITLE LIENS OUTSTANDING	
Welfare-Public Assistance	1,250.00	CAPITAL DEBT AUTHORIZED, DECEMBER 31, 1973		Balance January 1, 1973	19,263.98
Hospitals, Clinics, First Aid		ISSUED AND UNISSUED GROSS DEBT NET DEBT		Transfers From Taxes	14,343.66
Animal, Insect, & Rodent Control		School 1,195,973		Redeemed in 1973	10,428.75
Other Welfare Services		Self-liquidating 947,000		Cancelled, Abated or Adjusted (1973)	
RECREATION and CONSERVATION		Other 2,142,973		Transfers to Foreclosed Property	23,178.89
Beaches and Boardwalks		Total 476,048		Balance December 31, 1973	
Parks, Playgrounds, Shade Trees		ISSUED AND OUTSTANDING		PROPERTY ACQUIRED BY DEED OR	
Land Reclamation & Conservation		School 685,160.72		FORECLOSURE	
Other Recreational Services	1,920.37	Self-liquidating 947,000.00		Balance January 1, 1973	
EDUCATION (excluding schools)	1,635.00	Other 1,632,160.72		Transfers From Taxes or Liens	
Libraries		Total 22,225,959.33		Sale for Cash (1973)	
Other Educational Services		EQUALIZED VALUATION BASIS		Cancelled, Abated or Adjusted (1973)	
STATUTORY EXPENDITURES	7,349.00	FOR NET DEBT COMPUTATION		Balance December 31, 1973	
Pensions & F. I. C. A.	2,500.00	REAL PROPERTY VALUATIONS		CURRENT FINANCES DECEMBER 31, 1973	
Employee Fringe Benefits		Code Class # of Parcels % VAL'N ASSESSED VALUATION		ASSETS	
Other Statutory Expenditures		1 Vacant Land 160 5.66 1,121,200.00		Cash Dec. 31, 1973	637,155.22
MUNICIPAL FUNCTIONS TOTAL	250,568.92	2 Residential 790 81.67 16,164,900.00		Taxes Receivable	89,942.53
CAPITAL IMPROVEMENTS *MEMO*	22,000.00	3 Farm 22 1.35 267,100.00		Tax Title Liens	23,178.89
DEBT SERVICE		4a Commercial 33 5.22 1,033,600.00		Foreclosed Property	
Principal Payments		4b Industrial 6 5.41 1,071,600.00		Emergencies & Other Deferred Charges	8,405.95
Interest Payments		4c Apartments 2 .68 134,400.00		State Aid Receivable	40,557.00
DEFERRED CHARGES	7,565.45	Total 19,792,800.00		Other Receivables	2,782.13
SCHOOL, COUNTY, SPECIAL DISTRICT TAXES	950,233.99	Land Area 2.30 Sq. Miles		Total	802,021.72
RESERVE FOR UNCOLLECTED TAXES	123,851.14	Net Valuation Taxable-Municipal		LIABILITIES, RESERVES, AND SURPLUS	
EMERGENCY EMPLOYMENT ACT OF 1971		Net Valuation Taxable-County		Cash Liabilities	479,287.79
EXPENDITURES TOTAL	1,332,219.50	State Equalized Valuation		Reserves for Receivables	115,903.55
		State Equalization Ratio 77.37		Surplus Dec. 31, 1973	206,830.38
				Total	802,021.72

1207

Population 1970 14,410  
 Population 1973 14,775  
 S & P Rating A  
 Moody Rating A

General Tax Rate Per \$100 4.38  
 State Equalized Tax Rate 3.95

## HIGHLAND PARK BOROUGH — MIDDLESEX CO.

Form of Government:

Borough Council

Number of Members on Governing Body 6

PER CAPITA:

Gross Debt 333.29  
 Net Debt 48.99  
 Debt Service 4.73  
 Total Tax Levy 365.24  
 Municipal Expenditures 128.00

PER CENT:

Gross Debt 3.97  
 Net Debt .58  
 Tax Levy Collected 97.75  
 Tax Levy Cancelled, Abated or Adjusted .36

EXPENDITURES		REVENUES-REALIZED		1973 PROPERTY TAX	
GENERAL GOVERNMENT		1973 Property Taxes Collected		STATE EQUALIZED TAX RATE 2.63	
Governing Body & Public Boards		5,274,907.84		3,624,927.49	
Municipal Clerk				Local District School Taxes	
Financial Administration	25,150.00			Regional & Consolidated School Tax	
Assessment of Taxes	16,225.00	104,023.35		School Taxes in Municipal Budget	
Collection of Taxes	28,525.00	99,797.96		County Taxes .52	
Planning, Housing & Development	9,995.00	185,578.16		County Library Taxes	
Human Resources	1,603.00			Local Municipal Purpose Taxes .75	
Elections	4,050.00	57,145.34		Veteran & Senior Citizen Taxes .04	
General Administration (other)	118,795.00	Federal Aid Revenues		Total Taxes for Rate Computation 3.94	
JUDICIARY		75,659.00		Special District Taxes	
Municipal Courts	21,470.00	State and Local Fiscal Assistance Act Utilized		Bank Stock Taxes	
PUBLIC SAFETY		8,100.00		Added and Omitted Taxes	
Fire Protection	81,125.00	Sale of Acquired Property		Total Taxes Levied - ABSTRACT	
Police Protection	456,144.00	130,444.32		Total Taxes Billed	
Civil Defense & Disaster Control	625.00	40,180.31		1973 TAXES COLLECTED	
Environmental Inspection & Control	9,850.00	Other Revenues, Revenue Sharing Tax Effort		1973 Taxes Cancelled, Abated or Adjusted	
Other Public Safety		5,975,836.28		Transfer to Tax Title Liens or Foreclosed	
PUBLIC WORKS		Prior Years Surplus Appropriated		Balance Outstanding Dec. 31, 1973	
Streets and Drainage	226,095.00	REVENUES TOTAL		PRIOR YEARS TAXES OUTSTANDING	
Sewers and Sewage Processing		CAPITAL OUTLAY TOTAL		Balance January 1, 1973	
Garbage and Trash Disposal	142,600.00			Collected in 1973	
Public Buildings and Grounds	46,950.00	Public Enterprises		Cancelled, Abated or Adjusted 1973	
Other Public Works		Recreation—Culture		Transfers to Tax Title Liens or Foreclosed	
HEALTH and WELFARE		Public Works		Balance December 31, 1973	
Health Services Except Environmental	15,140.00	Buildings and Grounds		TAX TITLE LIENS OUTSTANDING	
Welfare-Public Assistance	5,660.00	Library and Education		Balance January 1, 1973	
Hospitals, Clinics, First Aid		Conservation		Transfers From Taxes	
Animal, Insect, & Rodent Control	2,400.00	All Other		Redeemed in 1973	
Other Welfare Services		CAPITAL DEBT AUTHORIZED, DECEMBER 31, 1973		Cancelled, Abated or Adjusted (1973)	
RECREATION and CONSERVATION		ISSUED AND UNISSUED GROSS DEBT NET DEBT		Transfers to Foreclosed Property	
Beaches and Boardwalks	46,510.00	School 4,092,000		Balance December 31, 1973	
Parks, Playgrounds, Shade Trees	500.00	Self-liquidating 101,000		PROPERTY ACQUIRED BY DEED OR	
Land Reclamation & Conservation		Other 731,334		FORECLOSURE	
Other Recreational Services	3,000.00	Total 4,924,334		Balance January 1, 1973	
EDUCATION (excluding schools)		ISSUED AND OUTSTANDING		Transfers From Taxes or Liens	
Libraries	78,680.00	School 4,092,000.00		Sale for Cash (1973)	
Other Educational Services	8,010.00	Self-Liquidating 5,000.00		Cancelled, Abated or Adjusted (1973)	
STATUTORY EXPENDITURES		Other 496,000.00		Balance December 31, 1973	
Pensions & F. I. C. A.	115,000.00	Total 4,593,000.00		CURRENT FINANCES DECEMBER 31, 1973	
Employee Fringe Benefits	40,000.00	EQUALIZED VALUATION BASIS		ASSETS	
Other Statutory Expenditures		FOR NET DEBT COMPUTATION		Cash Dec. 31, 1973	
MUNICIPAL FUNCTIONS		REAL PROPERTY VALUATIONS		Taxes Receivable	
CAPITAL IMPROVEMENTS		Code Class # of Parcels % VAL'N ASSESSED VALUATION		Tax Title Liens	
DEBT SERVICE		1 Vacant Land 170 2.70 3,315,300.00		Foreclosed Property	
Principal Payments	43,000.00	2 Residential 2553 63.91 78,538,300.00		Emergencies & Other Deferred Charges	
Interest Payments	26,883.82	3 Farm 12,108,200.00		State Aid Receivable	
DEFERRED CHARGES		4a Commercial 157 9.85 3,171,700.00		Other Receivables	
SCHOOL, COUNTY, SPECIAL DISTRICT TAXES		4b Industrial 8 2.58 25,758,800.00		Total	
RESERVE FOR UNCOLLECTED TAXES		4c Apartments 51 20.96 122,892,300.00		LIABILITIES, RESERVES, AND SURPLUS	
EMERGENCY EMPLOYMENT ACT OF 1971		Total 2939		Cash Liabilities	
EXPENDITURES		Land Area 1.80 Sq. Miles		Reserves for Receivables	
TOTAL	6,230,272.59	Net Valuation Taxable-Municipal		Surplus Dec. 31, 1973	
		Net Valuation Taxable-County		Total	
		State Equalized Valuation			
		State Equalization Ratio			

1317

Population 1970 3,925  
 Population 1973 4,325  
 S & P Rating  
 Moody Rating

General Tax Rate Per \$100. 5.53  
 State Equalized Tax Rate 4.41

HIGHLANDS BOROUGH — MONMOUTH COUNTY  
 Form of Government:  
 Small Municipality Plan B (OMCL50)  
 Number of Members on Governing Body 5

PER CAPITA:  
 Gross Debt 166.00  
 Net Debt 42.93  
 Debt Service 9.34  
 Total Tax Levy 281.07  
 Municipal Expenditures 193.48

PER CENT:  
 Gross Debt 2.95  
 Net Debt .76  
 Tax Levy Collected 85.23  
 Tax Levy Cancelled, Abated or Adjusted .22

EXPENDITURES		REVENUES-REALIZED		1973 PROPERTY TAX	
GENERAL GOVERNMENT				STATE EQUALIZED TAX RATE — 1.14	
Governing Body & Public Boards		1973 Property Taxes Collected	1,036,044.32	Local District School Taxes	314,510.00
Municipal Clerk	11,500.00	1973 Payments in Lieu of Taxes		Regional & Consolidated School Tax	399,912.26
Financial Administration	9,000.00	Delinquent Tax & Lien Collections	158,739.73	School Taxes in Municipal Budget	
Assessment of Taxes	8,100.00	Business Personalty Replacement Taxes	19,181.03	County Taxes	158,996.97
Collection of Taxes	16,987.50	Taxes from Public Utilities	55,266.50	County Library Taxes	6,140.16
Planning, Housing & Development	6,500.00	Other Miscellaneous Tax Revenues		Local Municipal Purpose Taxes	320,124.60
Human Resources		State Aid Revenues	19,508.93	Veteran & Senior Citizen Taxes	22,980.00
Elections	1,500.00	Federal Aid Revenues	70,289.00	Total Taxes for Rate Computation	1,222,663.99
General Administration (other)	47,162.50	State and Local Fiscal Assistance Act Utilized	79,700.00	Special District Taxes	
JUDICIARY		Sale of Acquired Property		Bank Stock Taxes	270.25
Municipal Courts	11,050.00	Other Miscellaneous Revenues	28,026.62	Added and Omitted Taxes	15,659.49
PUBLIC SAFETY		Other Revenues, Revenue Sharing Tax Effort	42,125.78	Total Taxes Levied - ABSTRACT	1,215,613.73
Fire Protection	10,150.00	Total	1,508,881.91	Total Taxes Billed	1,215,613.73
Police Protection	147,100.00	Prior Years Surplus Appropriated	230,330.00	1973 TAXES COLLECTED	1,036,044.32
Civil Defense & Disaster Control	1,000.00	REVENUES TOTAL	1,708,881.91	1973 Taxes Cancelled, Abated or Adjusted	2,730.90
Environmental Inspection & Control	16,749.96	CAPITAL OUTLAY TOTAL	63,464.00	Transfer to Tax Title Liens or Foreclosed	21,659.31
Other Public Safety		Public Enterprises	29,813.00	Balance Outstanding Dec. 31, 1973	155,179.20
PUBLIC WORKS		Recreation—Culture		PRIOR YEARS TAXES OUTSTANDING	
Streets and Drainage	81,000.00	Public Works	32,300.00	Balance January 1, 1973	171,987.78
Sewers and Sewage Processing		Buildings and Grounds		Collected in 1973	130,907.39
Garbage and Trash Disposal	49,500.00	Library and Education		Cancelled, Abated or Adjusted 1973	
Public Buildings and Grounds	11,000.00	Conservation	1,351.00	Transfers to Tax Title Liens or Foreclosed	6,173.27
Other Public Works	700.00	All Other		Balance December 31, 1973	34,907.12
HEALTH and WELFARE		CAPITAL DEBT AUTHORIZED, DECEMBER 31, 1973		TAX TITLE LIENS OUTSTANDING	
Health Services Except Environmental	7,225.00	ISSUED AND UNISSUED		Balance January 1, 1973	68,930.28
Welfare-Public Assistance	2,720.00	School	342,282	Transfers From Taxes	28,616.10
Hospitals, Clinics, First Aid		Self-liquidating	190,000	Redeemed in 1973	27,832.34
Animal, Insect, & Rodent Control		Other	185,660	Cancelled, Abated or Adjusted (1973)	
Other Welfare Services		Total	717,942	Transfers to Foreclosed Property	
RECREATION and CONSERVATION		ISSUED AND OUTSTANDING		Balance December 31, 1973	69,714.04
Beaches and Boardwalks	6,350.00	School	253,282.45	PROPERTY ACQUIRED BY DEED OR	
Parks, Playgrounds, Shade Trees	6,900.00	Self-Liquidating	110,000.00	FORECLOSURE	
Land Reclamation & Conservation		Other	184,960.00	Balance January 1, 1973	7,705.00
Other Recreational Services	1,000.00	Total	548,242.45	Transfers From Taxes or Liens	
EDUCATION (excluding schools)		EQUALIZED VALUATION BASIS		Sale for Cash (1973)	
Libraries	575.00	FOR NET DEBT COMPUTATION	24,305,812.33	Cancelled, Abated or Adjusted (1973)	
Other Educational Services		REAL PROPERTY VALUATIONS		Balance December 31, 1973	7,705.00
STATUTORY EXPENDITURES		Code Class # of Parcels % VAL'N	ASSESSED VALUATION	CURRENT FINANCES DECEMBER 31, 1973	
Pensions & F. I. C. A.	27,950.00	1 Vacant Land 167 3.91	800,060.00	ASSETS	
Employee Fringe Benefits	12,000.00	2 Residential 1133 71.35	14,607,830.00	Cash Dec. 31, 1973	340,079.68
Other Statutory Expenditures		3 Farm		Taxes Receivable	190,086.32
MUNICIPAL FUNCTIONS TOTAL	494,119.56	4a Commercial 167 22.00	4,503,810.00	Tax Title Liens	69,714.04
CAPITAL IMPROVEMENTS *MEMO*	84,000.00	4b Industrial 1 .22	44,050.00	Foreclosed Property	7,705.00
DEBT SERVICE		4c Apartments 17 2.53	518,010.00	Emergencies & Other Deferred Charges	33,692.93
Principal Payments	31,730.00	Total 1485	20,473,760.00	State Aid Receivable	17,519.23
Interest Payments	8,633.00	Land Area .64 Sq. Miles		Other Receivables	12,400.86
DEFERRED CHARGES	4,440.00	Net Valuation Taxable-Municipal	20,643,184.00	Total	671,198.06
SCHOOL, COUNTY, SPECIAL DISTRICT TAXES	879,559.39	Net Valuation Taxable-County	24,465,952.00	LIABILITIES, RESERVES, AND SURPLUS	
RESERVE FOR UNCOLLECTED TAXES	229,089.10	State Equalized Valuation	27,650,981.00	Cash Liabilities	123,937.78
EMERGENCY EMPLOYMENT ACT OF 1971	68,746.01	State Equalization Ratio	74.50	Reserves for Receivables	279,906.22
EXPENDITURES TOTAL	1,716,367.46			Surplus Dec. 31, 1973	267,354.06
				Total	671,198.06

1104

Population 1970 5,445  
 Population 1973 5,610  
 S & P Rating /  
 Moody Rating BAA

General Tax Rate Per \$100. 3.76  
 State Equalized Tax Rate 3.57

## HIGHTSTOWN BOROUGH — MERCER COUNTY

Form of Government:  
 Borough Council  
 Number of Members on Governing Body 6

PER CAPITA:  
 Gross Debt 518.75  
 Net Debt 105.97  
 Debt Service 5.90  
 Total Tax Levy 290.16  
 Municipal Expenditures 142.17

PER CENT:  
 Gross Debt 7.71  
 Net Debt 1.57  
 Tax Levy Collected 94.53  
 Tax Levy Cancelled, Abated or Adjusted .23

EXPENDITURES		REVENUES-REALIZED		1973 PROPERTY TAX	
GENERAL GOVERNMENT				STATE EQUALIZED TAX RATE →	
Governing Body & Public Boards		1973 Property Taxes Collected		Local District School Taxes	
Municipal Clerk		1,542,323.45		Regional & Consolidated School Tax	1.91 874,074.43
Financial Administration	8,800.00	1973 Payments in Lieu of Taxes		School Taxes in Municipal Budget	
Assessment of Taxes	6,250.00	Delinquent Tax & Lien Collections		County Taxes	.90 410,241.78
Collection of Taxes	4,000.00	Business Personalty Replacement Taxes		County Library Taxes	.04 18,104.79
Planning, Housing & Development	5,300.00	Taxes from Public Utilities		Local Municipal Purpose Taxes	.67 306,961.17
Human Resources	4,500.00	Other Miscellaneous Tax Revenues		Veteran & Senior Citizen Taxes	.05 21,320.00
Elections	1,000.00	State Aid Revenues		Total Taxes for Rate Computation	3.57 1,630,702.17
General Administration (other)	78,950.00	Federal Aid Revenues		Special District Taxes	
JUDICIARY		State and Local Fiscal Assistance Act Utilized		Bank Stock Taxes	12,578.83
Municipal Courts	11,700.00	Sale of Acquired Property		Added and Omitted Taxes	5,822.62
PUBLIC SAFETY		Other Miscellaneous Revenues		Total Taxes Levied - ABSTRACT	1,627,783.62
Fire Protection	13,260.00	Other Revenues, Revenue Sharing Tax Effort		Total Taxes Billed	1,631,551.85
Police Protection	190,599.00	Total		1973 TAXES COLLECTED	1,542,323.45
Civil Defense & Disaster Control	900.00	Prior Years Surplus Appropriated		1973 Taxes Cancelled, Abated or Adjusted	3,680.32
Environmental Inspection & Control	5,820.00	REVENUES TOTAL		Transfer to Tax Title Liens or Foreclosed	5,200.12
Other Public Safety	43,732.00	CAPITAL OUTLAY TOTAL		Balance Outstanding Dec. 31, 1973	80,347.96
PUBLIC WORKS				PRIOR YEARS TAXES OUTSTANDING	
Streets and Drainage	77,480.25	Public Enterprises		Balance January 1, 1973	70,455.34
Sewers and Sewage Processing		Recreation—Culture		Collected in 1973	62,247.70
Garbage and Trash Disposal	78,538.00	Public Works		Cancelled, Abated or Adjusted 1973	7,847.95
Public Buildings and Grounds	23,450.00	Buildings and Grounds		Transfers to Tax Title Liens or Foreclosed	357.05
Other Public Works		Library and Education		Balance December 31, 1973	2.64
HEALTH and WELFARE		Conservation		TAX TITLE LIENS OUTSTANDING	
Health Services Except Environmental	9,500.00	All Other		Balance January 1, 1973	16,183.07
Welfare-Public Assistance	2,700.00	CAPITAL DEBT AUTHORIZED, DECEMBER 31, 1973		Transfers From Taxes	5,619.50
Hospitals, Clinics, First Aid	6,600.00	ISSUED AND UNISSUED GROSS DEBT		Redeemed in 1973	7,395.13
Animal, Insect, & Rodent Control	1,000.00	NET DEBT		Cancelled, Abated or Adjusted (1973)	
Other Welfare Services				Transfers to Foreclosed Property	
RECREATION and CONSERVATION		SCHOOL		Balance December 31, 1973	14,407.44
Beaches and Boardwalks		Self-Liquidating		PROPERTY ACQUIRED BY DEED OR FORECLOSURE	
Parks, Playgrounds, Shade Trees	7,070.00	Other		Balance January 1, 1973	
Land Reclamation & Conservation		Total		Transfers From Taxes or Liens	
Other Recreational Services	6,684.00	ISSUED AND OUTSTANDING		Sale for Cash (1973)	
EDUCATION (excluding schools)		SCHOOL		Cancelled, Abated or Adjusted (1973)	
Libraries		Self-Liquidating		Balance December 31, 1973	
Other Educational Services		Other		CURRENT FINANCES DECEMBER 31, 1973	
STATUTORY EXPENDITURES		Total		ASSETS	
Pensions & F. I. C. A.	22,466.00	EQUALIZED VALUATION BASIS		Cash Dec. 31, 1973	445,579.99
Employee Fringe Benefits	13,000.00	FOR NET DEBT COMPUTATION		Taxes Receivable	80,350.60
Other Statutory Expenditures		REAL PROPERTY VALUATIONS		Tax Title Liens	14,407.44
MUNICIPAL FUNCTIONS TOTAL	623,299.25	Code Class # of Parcels % VAL'N		Foreclosed Property	
CAPITAL IMPROVEMENTS *MEMO*		ASSESSSED VALUATION		Emergencies & Other Deferred Charges	16,200.00
DEBT SERVICE		1 Vacant Land 120 1.51		State Aid Receivable	26,847.20
Principal Payments	20,000.00	2 Residential 1063 65.28		Other Receivables	1,247.26
Interest Payments	13,072.00	3 Farm 8 .68		Total	585,032.49
DEFERRED CHARGES	14,440.75	4a Commercial 94 17.23		LIABILITIES, RESERVES, AND SURPLUS	
SCHOOL, COUNTY, SPECIAL DISTRICT TAXES	1,302,421.00	4b Industrial 9 5.40		Cash Liabilities	128,511.44
RESERVE FOR UNCOLLECTED TAXES	120,000.00	4c Apartments 7 9.89		Reserves for Receivables	96,005.30
EMERGENCY EMPLOYMENT ACT OF 1971	6,738.00	Total 1301		Surplus Dec. 31, 1973	360,515.75
EXPENDITURES TOTAL	2,099,971.00	Land Area 1.23 Sq. Miles		Total	585,032.49
		Net Valuation Taxable-Municipal			
		Net Valuation Taxable-County			
		State Equalized Valuation			
		State Equalization Ratio			

1810

Population 1970 11,385  
 Population 1973 12,015  
 S & P Rating  
 Moody Rating BAA

General Tax Rate Per \$100. 8.54  
 State Equalized Tax Rate 2.56

HILLSBOROUGH TOWNSHIP — SOMERSET CO.  
 Form of Government:  
 Township Council  
 Number of Members on Governing Body 5

PER CAPITA: 815.92  
 Gross Debt 276.16  
 Net Debt 9.04  
 Debt Service 481.63  
 Total Tax Levy 163.90  
 Municipal Expenditures

PER CENT: 6.05  
 Gross Debt 2.05  
 Net Debt 92.78  
 Tax Levy Collected  
 Tax Levy Cancelled, Abated or Adjusted .34

EXPENDITURES		REVENUES-REALIZED		1973 PROPERTY TAX	
<b>GENERAL GOVERNMENT</b>				<b>STATE EQUALIZED TAX RATE</b>	
Governing Body & Public Boards	771.75	1973 Property Taxes Collected		Local District School Taxes	2.18
Municipal Clerk		1973 Payments in Lieu of Taxes		Regional & Consolidated School Tax	
Financial Administration	13,000.00	Delinquent Tax & Lien Collections		School Taxes in Municipal Budget	
Assessment of Taxes	2,500.00	Business Personalty Replacement Taxes		County Taxes	.44
Collection of Taxes	59,000.00	Taxes from Public Utilities		County Library Taxes	.02
Planning, Housing & Development	77,150.00	Other Miscellaneous Tax Revenues		Local Municipal Purpose Taxes	.30
Human Resources		State Aid Revenues		Veteran & Senior Citizen Taxes	.03
Elections	1,900.00	Federal Aid Revenues		Total Taxes for Rate Computation	2.97
General Administration (other)	152,250.00	State and Local Fiscal Assistance Act Utilized		Special District Taxes	
<b>JUDICIARY</b>		Sale of Acquired Property		Bank Stock Taxes	7,901.89
Municipal Courts	18,300.00	Other Miscellaneous Revenues		Added and Omitted Taxes	119,604.08
<b>PUBLIC SAFETY</b>		Other Revenues, Revenue Sharing Tax Effort		Total Taxes Levied - ABSTRACT	5,786,806.32
Fire Protection	50,700.00	Prior Years Surplus Appropriated		Total Taxes Billed	5,793,331.81
Police Protection	341,000.00	REVENUES TOTAL		1973 TAXES COLLECTED	5,374,988.75
Civil Defense & Disaster Control	100.00	CAPITAL OUTLAY TOTAL		1973 Taxes Cancelled, Abated or Adjusted	19,957.04
Environmental Inspection & Control	43,450.00			Transfer to Tax Title Liens or Foreclosed	54,354.07
Other Public Safety				Balance Outstanding Dec. 31, 1973	344,031.95
<b>PUBLIC WORKS</b>				<b>PRIOR YEARS TAXES OUTSTANDING</b>	
Streets and Drainage	338,500.00	Public Enterprises		Balance January 1, 1973	347,848.09
Sewers and Sewage Processing		Recreation—Culture		Collected in 1973	315,628.60
Garbage and Trash Disposal	15,000.00	Public Works		Cancelled, Abated or Adjusted 1973	257.40
Public Buildings and Grounds	16,200.00	Buildings and Grounds		Transfers to Tax Title Liens or Foreclosed	
Other Public Works		Library and Education		Balance December 31, 1973	31,962.09
<b>HEALTH and WELFARE</b>		Conservation		<b>TAX TITLE LIENS OUTSTANDING</b>	
Health Services Except Environmental	31,200.00	All Other		Balance January 1, 1973	95,667.65
Welfare-Public Assistance	5,550.00	CAPITAL DEBT AUTHORIZED, DECEMBER 31, 1973		Transfers From Taxes	56,044.97
Hospitals, Clinics, First Aid	1,000.00	ISSUED AND UNISSUED GROSS DEBT NET DEBT		Redeemed in 1973	36,849.38
Animal, Insect, & Rodent Control	4,000.00	School 8,662,000 2,176,773		Cancelled, Abated or Adjusted (1973)	
Other Welfare Services		Self-liquidating 1,141,250 1,141,250		Transfers to Foreclosed Property	
<b>RECREATION and CONSERVATION</b>		Other 9,803,250 3,318,023		Balance December 31, 1973	114,863.24
Beaches and Boardwalks		ISSUED AND OUTSTANDING		<b>PROPERTY ACQUIRED BY DEED OR FORECLOSURE</b>	
Parks, Playgrounds, Shade Trees		School 4,748,000.00		Balance January 1, 1973	725.00
Land Reclamation & Conservation	8,291.69	Self-Liquidating 1,140,750.00		Transfers From Taxes or Liens	
Other Recreational Services	19,500.00	Other 5,888,750.00		Sale for Cash (1973)	
<b>EDUCATION (excluding schools)</b>		Total 162,130,651.33		Cancelled, Abated or Adjusted (1973)	
Libraries	22,000.00	EQUALIZED VALUATION BASIS FOR NET DEBT COMPUTATION		Balance December 31, 1973	725.00
Other Educational Services		REAL PROPERTY VALUATIONS		<b>CURRENT FINANCES DECEMBER 31, 1973</b>	
<b>STATUTORY EXPENDITURES</b>		Code Class # of Parcels % VAL'N ASSESSED VALUATION		<b>ASSETS</b>	
Pensions & F. I. C. A.	69,129.00	1 Vacant Land 1278 9.36 6,161,725.00		Cash Dec. 31, 1973	821,812.89
Employee Fringe Benefits	24,500.00	2 Residential 2763 60.55 39,849,000.00		Taxes Receivable	375,994.04
Other Statutory Expenditures		3 Farm 491 11.62 7,652,850.00		Tax Title Liens	114,863.24
<b>MUNICIPAL FUNCTIONS</b>		4a Commercial 150 10.12 6,662,994.00		Foreclosed Property	725.00
CAPITAL IMPROVEMENTS	46,666.67	4b Industrial 25 8.34 5,489,550.00		Emergencies & Other Deferred Charges	7,600.00
<b>DEBT SERVICE</b>		4c Apartments		State Aid Receivable	48,582.92
Principal Payments	38,000.00	Total 4707 65,816,119.00		Other Receivables	63,984.07
Interest Payments	70,560.00	Land Area 54.80 Sq. Miles		Total	1,433,562.16
<b>DEFERRED CHARGES</b>		Net Valuation Taxable-Municipal		<b>LIABILITIES, RESERVES, AND SURPLUS</b>	
SCHOOL, COUNTY, SPECIAL DISTRICT TAXES	17,194.91	Net Valuation Taxable-County		Cash Liabilities	259,322.16
RESERVE FOR UNCOLLECTED TAXES	5,085,108.78	State Equalized Valuation		Reserves for Receivables	527,649.35
EMERGENCY EMPLOYMENT ACT OF 1971	528,465.56	State Equalization Ratio		Surplus Dec. 31, 1973	646,590.65
<b>EXPENDITURES</b>				Total	1,433,562.16
<b>TOTAL</b>	<b>7,054,321.69</b>				

0227

Population 1970 11,785  
 Population 1973 11,940  
 S & P Rating BBB  
 Moody Rating BAA-1

General Tax Rate Per \$100. 5.06  
 State Equalized Tax Rate 3.51

## HILLSDALE BOROUGH — BERGEN COUNTY

Form of Government:  
 Borough Council  
 Number of Members on Governing Body 6

PER CAPITA: 718.71  
 Gross Debt 376.96  
 Net Debt 28.95  
 Debt Service 447.58  
 Total Tax Levy 196.03  
 Municipal Expenditures

PER CENT: 6.27  
 Gross Debt 3.29  
 Net Debt 98.50  
 Tax Levy Collected  
 Tax Levy Cancelled, Abated or Adjusted .19

EXPENDITURES		REVENUES-REALIZED		1973 PROPERTY TAX	
GENERAL GOVERNMENT		1973 Property Taxes Collected		STATE EQUALIZED TAX RATE	
Governing Body & Public Boards		1973 Payments in Lieu of Taxes		Local District School Taxes	1.18
Municipal Clerk		Delinquent Tax & Lien Collections		Regional & Consolidated School Tax	.93
Financial Administration	18,967.00	Business Personality Replacement Taxes		School Taxes in Municipal Budget	
Assessment of Taxes	17,400.00	Taxes from Public Utilities		County Taxes	.35
Collection of Taxes	23,643.00	Other Miscellaneous Tax Revenues		County Library Taxes	
Planning, Housing & Development	19,009.00	State Aid Revenues		Local Municipal Purpose Taxes	1.00
Human Resources	4,400.00	Federal Aid Revenues		Veteran & Senior Citizen Taxes	.05
Elections	1,600.00	State and Local Fiscal Assistance Act Utilized		Total Taxes for Rate Computation	3.51
General Administration (other)	156,562.00	Sale of Acquired Property		Special District Taxes	
JUDICIARY		Other Miscellaneous Revenues		Bank Stock Taxes	10,974.72
Municipal Courts	8,900.00	Other Revenues, Revenue Sharing Tax Effort		Added and Omitted Taxes	24,616.45
PUBLIC SAFETY		Total	6,140,141.71	Total Taxes Levied - ABSTRACT	5,344,111.24
Fire Protection	92,790.00	Prior Years Surplus Appropriated	200,000.00	Total Taxes Billed	5,351,901.81
Police Protection	432,565.00	REVENUES TOTAL	6,340,141.71	1973 TAXES COLLECTED	5,271,763.07
Civil Defense & Disaster Control	6,764.00	CAPITAL OUTLAY TOTAL	574,579.67	1973 Taxes Cancelled, Abated or Adjusted	9,986.78
Environmental Inspection & Control	12,747.00			Transfer to Tax Title Liens or Foreclosed	894.02
Other Public Safety				Balance Outstanding Dec. 31, 1973	69,257.94
PUBLIC WORKS				PRIOR YEARS TAXES OUTSTANDING	
Streets and Drainage	261,033.00			Balance January 1, 1973	86,134.63
Sewers and Sewage Processing	117,484.00			Collected in 1973	83,806.23
Garbage and Trash Disposal	175,466.00			Cancelled, Abated or Adjusted 1973	542.96
Public Buildings and Grounds	37,300.00			Transfers to Tax Title Liens or Foreclosed	
Other Public Works	74,000.00			Balance December 31, 1973	1,785.44
HEALTH and WELFARE				TAX TITLE LIENS OUTSTANDING	
Health Services Except Environmental	40,065.00			Balance January 1, 1973	6,662.15
Welfare-Public Assistance	1,150.00			Transfers From Taxes	894.02
Hospitals, Clinics, First Aid	1,500.00			Redeemed in 1973	3,931.74
Animal, Insect, & Rodent Control				Cancelled, Abated or Adjusted (1973)	
Other Welfare Services				Transfers to Foreclosed Property	
RECREATION and CONSERVATION				Balance December 31, 1973	3,624.43
Beaches and Boardwalks				PROPERTY ACQUIRED BY DEED OR FORECLOSURE	
Parks, Playgrounds, Shade Trees	56,572.00			Balance January 1, 1973	21,305.00
Land Reclamation & Conservation	5,250.00			Transfers From Taxes or Liens	
Other Recreational Services	59,804.00			Sale for Cash (1973)	
EDUCATION (excluding schools)				Cancelled, Abated or Adjusted (1973)	
Libraries	80,000.00			Balance December 31, 1973	21,305.00
Other Educational Services				CURRENT FINANCES DECEMBER 31, 1973	
STATUTORY EXPENDITURES				ASSETS	
Pensions & F. I. C. A.	86,945.93			Cash Dec. 31, 1973	1,183,385.26
Employee Fringe Benefits	27,146.00			Taxes Receivable	71,043.38
Other Statutory Expenditures				Tax Title Liens	3,624.43
MUNICIPAL FUNCTIONS TOTAL	1,819,062.93			Foreclosed Property	21,305.00
CAPITAL IMPROVEMENTS *MEMO*	214,115.00			Emergencies & Other Deferred Charges	13,572.36
DEBT SERVICE				State Aid Receivable	
Principal Payments	151,000.00			Other Receivables	4,837.62
Interest Payments	194,703.75			Total	1,297,768.05
DEFERRED CHARGES	29,019.50			LIABILITIES, RESERVES, AND SURPLUS	
SCHOOL, COUNTY, SPECIAL DISTRICT TAXES	3,782,176.48			Cash Liabilities	890,749.84
RESERVE FOR UNCOLLECTED TAXES	134,389.00			Reserves for Receivables	100,810.43
EMERGENCY EMPLOYMENT ACT OF 1971	12,426.65			Surplus Dec. 31, 1973	306,207.78
EXPENDITURES TOTAL	6,122,778.31			Total	1,297,768.05

2007

Population 1970 21,640  
Population 1973 21,595  
S & P Rating  
Moody Rating A

General Tax Rate Per \$100. 5.19  
State Equalized Tax Rate 3.09

HILLSDALE TOWNSHIP — UNION COUNTY  
Form of Government:  
Township Committee  
Number of Members on Governing Body 5

PER CAPITA:  
Gross Debt 231.88  
Net Debt 183.19  
Debt Service 3.50  
Total Tax Levy 365.77  
Municipal Expenditures 217.15  
PER CENT:  
Gross Debt 2.13  
Net Debt 1.68  
Tax Levy Collected 98.22  
Tax Levy Cancelled, Abated or Adjusted .26

EXPENDITURES		REVENUES-REALIZED		1973 PROPERTY TAX	
GENERAL GOVERNMENT				STATE EQUALIZED TAX RATE — 1.57	
Governing Body & Public Boards	335.00	1973 Property Taxes Collected 7,774,495.60		Local District School Taxes 1.57	
Municipal Clerk		1973 Payments in Lieu of Taxes 14,326.07		Regional & Consolidated School Tax	
Financial Administration	23,450.00	Delinquent Tax & Lien Collections 137,296.13		School Taxes in Municipal Budget	
Assessment of Taxes	120,370.00	Business Personalty Replacement Taxes 832,228.17		County Taxes .51	
Collection of Taxes	35,070.00	Taxes from Public Utilities 503,315.69		County Library Taxes	
Planning, Housing & Development	15,440.00	Other Miscellaneous Tax Revenues		Local Municipal Purpose Taxes .95	
Human Resources	24,400.00	State Aid Revenues 108,994.29		Veteran & Senior Citizen Taxes .05	
Elections	3,500.00	Federal Aid Revenues 8,097.00		Total Taxes for Rate Computation 3.08	
General Administration (other)	275,875.00	State and Local Fiscal Assistance Act Utilized 479,205.00		Special District Taxes	
JUDICIARY		Sale of Acquired Property		Bank Stock Taxes	
Municipal Courts	27,600.00	Other Miscellaneous Revenues 147,890.58		Added and Omitted Taxes	
PUBLIC SAFETY		Other Revenues, Revenue Sharing Tax Effort 59,744.55		Total Taxes Levied - ABSTRACT	
Fire Protection	1,085,000.00	Total 10,065,593.08		Total Taxes Billed	
Police Protection	1,042,510.00	Prior Years Surplus Appropriated 145,000.00		1973 TAXES COLLECTED	
Civil Defense & Disaster Control	11,860.00	REVENUES TOTAL 10,210,593.08		1973 Taxes Cancelled, Abated or Adjusted	
Environmental Inspection & Control	30,954.00	CAPITAL OUTLAY TOTAL 62,347.75		Transfer to Tax Title Liens or Foreclosed	
Other Public Safety	600.00			Balance Outstanding Dec. 31, 1973	
PUBLIC WORKS		Public Enterprises		PRIOR YEARS TAXES OUTSTANDING	
Streets and Drainage	385,500.00	Recreation—Culture		Balance January 1, 1973	
Sewers and Sewage Processing	58,600.00	Public Works 60,796.60		Collected in 1973	
Garbage and Trash Disposal	306,115.00	Buildings and Grounds 1,551.15		Cancelled, Abated or Adjusted 1973	
Public Buildings and Grounds	167,975.00	Library and Education		Transfers to Tax Title Liens or Foreclosed	
Other Public Works		Conservation		Balance December 31, 1973	
HEALTH and WELFARE		All Other		TAX TITLE LIENS OUTSTANDING	
Health Services Except Environmental	40,590.50	CAPITAL DEBT AUTHORIZED, DECEMBER 31, 1973		Balance January 1, 1973	
Welfare-Public Assistance	15,115.00	ISSUED AND UNISSUED GROSS DEBT NET DEBT		Transfers From Taxes	
Hospitals, Clinics, First Aid	2,000.00	School 885,900		Redeemed in 1973	
Animal, Insect, & Rodent Control		Self-liquidating 173,000		Cancelled, Abated or Adjusted (1973)	
Other Welfare Services	24,500.00	Other 3,948,583		Transfers to Foreclosed Property	
RECREATION and CONSERVATION		Total 5,007,483		Balance December 31, 1973	
Beaches and Boardwalks		ISSUED AND OUTSTANDING		PROPERTY ACQUIRED BY DEED OR	
Parks, Playgrounds, Shade Trees	13,800.00	School 885,900.00		FORECLOSURE	
Land Reclamation & Conservation		Self-Liquidating		Balance January 1, 1973	
Other Recreational Services	77,700.00	Other 580,000.00		Transfers From Taxes or Liens	
EDUCATION (excluding schools)		Total 1,465,900.00		Sale for Cash (1973)	
Libraries	109,131.74	EQUALIZED VALUATION BASIS		Cancelled, Abated or Adjusted (1973)	
Other Educational Services		FOR NET DEBT COMPUTATION 234,999,297.67		Balance December 31, 1973	
STATUTORY EXPENDITURES		REAL PROPERTY VALUATIONS		CURRENT FINANCES DECEMBER 31, 1973	
Pensions & F. I. C. A.	330,510.00	Code Class # of Parcels % VAL'N ASSESSED VALUATION		ASSETS	
Employee Fringe Benefits	85,200.00	1 Vacant Land 240 .66 1,010,300.00		Cash Dec. 31, 1973	
Other Statutory Expenditures		2 Residential 5459 62.93 96,687,300.00		Taxes Receivable	
MUNICIPAL FUNCTIONS TOTAL 4,313,731.24		3 Farm 13,095,200.00		Tax Title Liens	
CAPITAL IMPROVEMENTS *MEMO* 55,705.00		4a Commercial 281 8.52 40,271,200.00		Foreclosed Property	
DEBT SERVICE		4b Industrial 173 26.21 2,569,700.00		Emergencies & Other Deferred Charges	
Principal Payments 35,000.00		4c Apartments 12 1.67 153,633,700.00		State Aid Receivable	
Interest Payments 40,676.00		Total 6165		Other Receivables	
DEFERRED CHARGES 12,937.73		Land Area 2.70 Sq. Miles		Total 1,044,762.02	
SCHOOL, COUNTY, SPECIAL DISTRICT TAXES 5,399,057.39		Net Valuation Taxable-Municipal 154,581,358.00		LIABILITIES, RESERVES, AND SURPLUS	
RESERVE FOR UNCOLLECTED TAXES 276,932.83		Net Valuation Taxable-County 269,300,339.00		Cash Liabilities	
EMERGENCY EMPLOYMENT ACT OF 1971 10,000.00		State Equalized Valuation 258,762,863.00		Reserves for Receivables	
EXPENDITURES TOTAL 10,088,305.19		State Equalization Ratio 59.61		Surplus Dec. 31, 1973	
				Total 1,044,762.02	

0905

Population 1970 45,470  
 Population 1973 46,515  
 S & P Rating BBB  
 Moody Rating BAA

General Tax Rate Per \$100 10.29  
 State Equalized Tax Rate 7.59

## HOBOKEN CITY — HUDSON COUNTY

Form of Government:

Mayor-Council Plan D (OMCL50)

Number of Members on Governing Body 9

PER CAPITA:  
 Gross Debt 432.04  
 Net Debt 80.82  
 Debt Service 16.17  
 Total Tax Levy 262.74  
 Municipal Expenditures 325.36

PER CENT:  
 Gross Debt 12.65  
 Net Debt 2.37  
 Tax Levy Collected 84.79  
 Tax Levy Cancelled, Abated or Adjusted

EXPENDITURES		REVENUES-REALIZED		1973 PROPERTY TAX	
GENERAL GOVERNMENT		1973 Property Taxes Collected		STATE EQUALIZED TAX RATE ———→	
Governing Body & Public Boards	139,612.00	1973 Payments in Lieu of Taxes		Local District School Taxes	2.62 4,232,716.05
Municipal Clerk	61,171.00	Delinquent Tax & Lien Collections		Regional & Consolidated School Tax	
Financial Administration	156,190.00	Business Personalty Replacement Taxes		School Taxes in Municipal Budget	.13 205,889.33
Assessment of Taxes	57,578.00	Taxes from Public Utilities		County Taxes	1.16 1,868,931.31
Collection of Taxes	76,464.00	Other Miscellaneous Tax Revenues		County Library Taxes	
Planning, Housing & Development	14,000.00	State Aid Revenues		Local Municipal Purpose Taxes	3.65 5,896,538.94
Human Resources	425,649.50	Federal Aid Revenues		Veteran & Senior Citizen Taxes	.03 47,640.00
Elections	67,300.00	State and Local Fiscal Assistance Act Utilized		Total Taxes for Rate Computation	7.59 12,251,715.63
General Administration (other)	468,647.00	Sale of Acquired Property		Special District Taxes	
JUDICIARY		Other Miscellaneous Revenues		Bank Stock Taxes	17,079.59
Municipal Courts	108,312.00	Other Revenues, Revenue Sharing Tax Effort		Added and Omitted Taxes	
PUBLIC SAFETY		Total		Total Taxes Levied - ABSTRACT	12,221,155.22
Fire Protection	2,429,984.00	Prior Years Surplus Appropriated		Total Taxes Billed	12,250,895.22
Police Protection	2,265,000.50	REVENUES TOTAL		1973 TAXES COLLECTED	10,387,846.87
Civil Defense & Disaster Control	3,600.00	CAPITAL OUTLAY TOTAL		1973 Taxes Cancelled, Abated or Adjusted	
Environmental Inspection & Control	90,642.85	Public Enterprises		Transfer to Tax Title Liens or Foreclosed	
Other Public Safety	120,884.00	Recreation—Culture		Balance Outstanding Dec. 31, 1973	1,863,048.35
PUBLIC WORKS		Public Works		PRIOR YEARS TAXES OUTSTANDING	
Streets and Drainage	746,952.00	Buildings and Grounds		Balance January 1, 1973	2,032,895.40
Sewers and Sewage Processing	39,400.00	Library and Education		Collected in 1973	874,127.05
Garbage and Trash Disposal	505,905.00	Conservation		Cancelled, Abated or Adjusted 1973	
Public Buildings and Grounds	428,964.00	All Other		Transfers to Tax Title Liens or Foreclosed	
Other Public Works		CAPITAL DEBT AUTHORIZED, DECEMBER 31, 1973		Balance December 31, 1973	1,158,768.35
HEALTH and WELFARE		ISSUED AND UNISSUED GROSS DEBT NET DEBT		TAX TITLE LIENS OUTSTANDING	
Health Services Except Environmental	273,612.00	School 10,336,000 521,456		Balance January 1, 1973	526,733.07
Welfare-Public Assistance	258,459.00	Self-liquidating 8,456,000 1,933,822		Transfers From Taxes	
Hospitals, Clinics, First Aid		Other 1,304,500 1,304,000		Redeemed in 1973	104,486.07
Animal, Insect, & Rodent Control		Total 20,096,500 3,759,279		Cancelled, Abated or Adjusted (1973)	
Other Welfare Services		ISSUED AND OUTSTANDING		Transfers to Foreclosed Property	
RECREATION and CONSERVATION		School 8,844,000.00		Balance December 31, 1973	422,247.00
Beaches and Boardwalks		Self-Liquidating 7,306,000.00		PROPERTY ACQUIRED BY DEED OR FORECLOSURE	
Parks, Playgrounds, Shade Trees	190,230.00	Other 1,304,500.00		Balance January 1, 1973	3,187,700.00
Land Reclamation & Conservation		Total 17,454,500.00		Transfers From Taxes or Liens	
Other Recreational Services	2,250.00	EQUALIZED VALUATION BASIS FOR NET DEBT COMPUTATION		Sale for Cash (1973)	
EDUCATION (excluding schools)		REAL PROPERTY VALUATIONS		Cancelled, Abated or Adjusted (1973)	
Libraries	124,626.00	Code Class # of Parcels % VAL'N ASSESSED VALUATION		Balance December 31, 1973	3,187,700.00
Other Educational Services	17,000.00	1 Vacant Land 239 1.20 1,410,100.00		CURRENT FINANCES DECEMBER 31, 1973	
STATUTORY EXPENDITURES		2 Residential 1657 20.50 24,002,300.00		ASSETS	
Pensions & F. I. C. A.	1,161,268.82	3 Farm 34,699,500.00		Cash Dec. 31, 1973	1,838,019.90
Employee Fringe Benefits	217,790.00	4a Commercial 1451 29.64 42,167,000.00		Taxes Receivable	3,021,816.70
Other Statutory Expenditures		4b Industrial 214 36.02 14,780,900.00		Tax Title Liens	422,247.00
MUNICIPAL FUNCTIONS		4c Apartments 593 12.63 117,059,800.00		Foreclosed Property	3,187,700.00
CAPITAL IMPROVEMENTS *MEMO*	16,590.00	Total 4154		Emergencies & Other Deferred Charges	548,990.25
DEBT SERVICE		Land Area 1.30 Sq. Miles		State Aid Receivable	194,233.52
Principal Payments	275,000.00	Net Valuation Taxable-Municipal		Other Receivables	248,719.24
Interest Payments	477,019.37	Net Valuation Taxable-County		Total	9,461,726.61
TYPE I SCHL DEBT *MEMO	535,167.00	State Equalized Valuation		LIABILITIES, RESERVES, AND SURPLUS	
DEFERRED CHARGES	1,400,118.44	State Equalization Ratio		Cash Liabilities	2,455,811.70
SCHOOL, COUNTY, SPECIAL DISTRICT TAXES	6,307,536.69	Net Valuation Taxable-Municipal		Reserves for Receivables	6,741,588.19
RESERVE FOR UNCOLLECTED TAXES	2,028,312.06	Net Valuation Taxable-County		Surplus Dec. 31, 1973	264,326.72
EMERGENCY EMPLOYMENT ACT OF 1971	502,203.40	State Equalized Valuation		Total	9,461,726.61
EXPENDITURES TOTAL	21,441,681.63	State Equalization Ratio			

1971-2000

\* ABOVE DEBT SERVICE INCLUDES TYPE I SCHOOL DEBT

0228

Population 1970 4,355  
Population 1973 4,395  
S & P Rating  
Moody Rating A-1

General Tax Rate Per \$100 3.13  
State Equalized Tax Rate 2.54

HO-HO-KUS BOROUGH — BERGEN COUNTY  
Form of Government:  
Borough Council  
Number of Members on Governing Body 6

PER CAPITA:  
Gross Debt 828.67  
Net Debt 799.54  
Debt Service 59.70  
Total Tax Levy 509.74  
Municipal Expenditures 218.06  
PER CENT:  
Gross Debt 4.54  
Net Debt 4.38  
Tax Levy Collected 98.04  
Tax Levy Cancelled, Abated or Adjusted .15

EXPENDITURES		REVENUES-REALIZED		1973 PROPERTY TAX	
GENERAL GOVERNMENT				STATE EQUALIZED TAX RATE 1.43	
Governing Body & Public Boards		1973 Property Taxes Collected		Local District School Taxes	1,264,067.50
Municipal Clerk	3,600.00	1973 Payments in Lieu of Taxes		Regional & Consolidated School Tax	
Financial Administration	6,200.00	Delinquent Tax & Lien Collections		School Taxes in Municipal Budget	
Assessment of Taxes	13,275.00	Business Personalty Replacement Taxes		County Taxes	311,532.93
Collection of Taxes	1,240.00	Taxes from Public Utilities		County Library Taxes	641,145.77
Planning, Housing & Development	2,200.00	Other Miscellaneous Tax Revenues		Local Municipal Purpose Taxes	25,850.00
Human Resources	69,575.00	State Aid Revenues		Veteran & Senior Citizen Taxes	2,242,596.20
Elections		Federal Aid Revenues		Total Taxes for Rate Computation	
General Administration (other)	4,630.00	State and Local Fiscal Assistance Act Utilized		Special District Taxes	4,406.44
JUDICIARY		Sale of Acquired Property		Bank Stock Taxes	19,169.99
Municipal Courts	18,520.00	Other Miscellaneous Revenues		Added and Omitted Taxes	2,240,322.63
PUBLIC SAFETY	193,600.00	Other Revenues, Revenue Sharing Tax Effort		Total Taxes Levied - ABSTRACT	2,240,322.63
Fire Protection	3,530.00	Prior Years Surplus Appropriated		Total Taxes Billed	2,196,490.64
Police Protection		REVENUES TOTAL		1973 TAXES COLLECTED	3,277.11
Civil Defense & Disaster Control		CAPITAL OUTLAY TOTAL		1973 Taxes Cancelled, Abated or Adjusted	
Environmental Inspection & Control				Transfer to Tax Title Liens or Foreclosed	
Other Public Safety				Balance Outstanding Dec. 31, 1973	40,554.88
PUBLIC WORKS	117,136.00			PRIOR YEARS TAXES OUTSTANDING	
Streets and Drainage	87,484.00			Balance January 1, 1973	39,438.46
Sewers and Sewage Processing	15,385.00			Collected in 1973	39,103.27
Garbage and Trash Disposal				Cancelled, Abated or Adjusted 1973	
Public Buildings and Grounds				Transfers to Tax Title Liens or Foreclosed	
Other Public Works				Balance December 31, 1973	335.19
HEALTH and WELFARE	7,750.00			TAX TITLE LIENS OUTSTANDING	
Health Services Except Environmental				Balance January 1, 1973	19,989.22
Welfare-Public Assistance				Transfers From Taxes	
Hospitals, Clinics, First Aid				Redeemed in 1973	2,327.50
Animal, Insect, & Rodent Control				Cancelled, Abated or Adjusted (1973)	
Other Welfare Services				Transfers to Foreclosed Property	
RECREATION and CONSERVATION	500.00			Balance December 31, 1973	17,661.72
Beaches and Boardwalks				PROPERTY ACQUIRED BY DEED OR	
Parks, Playgrounds, Shade Trees				FORECLOSURE	
Land Reclamation & Conservation	17,500.00			Balance January 1, 1973	
Other Recreational Services				Transfers From Taxes or Liens	
EDUCATION (excluding schools)	16,543.00			Sale for Cash (1973)	
Libraries				Cancelled, Abated or Adjusted (1973)	
Other Educational Services				Balance December 31, 1973	
STATUTORY EXPENDITURES	35,936.00			CURRENT FINANCES DECEMBER 31, 1973	
Pensions & F. I. C. A.	8,000.00			ASSETS	
Employee Fringe Benefits				Cash Dec. 31, 1973	258,687.33
Other Statutory Expenditures				Taxes Receivable	40,890.07
MUNICIPAL FUNCTIONS TOTAL	622,604.00			Tax Title Liens	17,661.72
CAPITAL IMPROVEMENTS *MEMO*	28,500.00			Foreclosed Property	
DEBT SERVICE				Emergencies & Other Deferred Charges	1,577.00
Principal Payments	80,000.00			State Aid Receivable	15,688.51
Interest Payments	182,400.00			Other Receivables	1,068.07
				Total	335,572.70
DEFERRED CHARGES	8,583.16			LIABILITIES, RESERVES, AND SURPLUS	
SCHOOL, COUNTY, SPECIAL DISTRICT TAXES	1,575,600.43			Cash Liabilities	123,040.24
RESERVE FOR UNCOLLECTED TAXES	64,771.56			Reserves for Receivables	59,619.86
EMERGENCY EMPLOYMENT ACT OF 1971				Surplus Dec. 31, 1973	152,912.60
EXPENDITURES TOTAL	2,533,959.15			Total	335,572.70

1015

Population 1970 3,600  
 Population 1973 3,840  
 S & P Rating  
 Moody Rating

General Tax Rate Per \$100. 1.84  
 State Equalized Tax Rate 1.60

**HOLLAND TOWNSHIP — HUNTERDON COUNTY**  
**Form of Government:**  
**Township Committee**  
**Number of Members on Governing Body 3**

PER CAPITA: 487.98  
 Gross Debt 57.67  
 Net Debt  
 Debt Service 252.22  
 Total Tax Levy 328.88  
 Municipal Expenditures

PER CENT: 3.56  
 Gross Debt .42  
 Net Debt 93.51  
 Tax Levy Collected  
 Tax Levy Cancelled, Abated or Adjusted .30

EXPENDITURES		REVENUES-REALIZED		1973 PROPERTY TAX	
<b>GENERAL GOVERNMENT</b>				<b>STATE EQUALIZED TAX RATE</b>	
Governing Body & Public Boards		1973 Property Taxes Collected		Local District School Taxes .14	84,090.50
Municipal Clerk		1973 Payments in Lieu of Taxes		Regional & Consolidated School Tax .97	599,410.27
Financial Administration	3,800.00	Delinquent Tax & Lien Collections		School Taxes in Municipal Budget	
Assessment of Taxes	8,904.97	Business Personalty Replacement Taxes		County Taxes .42	260,513.10
Collection of Taxes	4,700.00	Taxes from Public Utilities		County Library Taxes .02	13,364.06
Planning, Housing & Development	25,150.00	Other Miscellaneous Tax Revenues		Local Municipal Purpose Taxes	-1,009.41
Human Resources		State Aid Revenues		Veteran & Senior Citizen Taxes .04	26,460.00
Elections	1,700.00	Federal Aid Revenues		Total Taxes for Rate Computation 1.59	982,828.52
General Administration (other)	34,779.71	State and Local Fiscal Assistance Act Utilized		Special District Taxes	
<b>JUDICIARY</b>		Sale of Acquired Property		Bank Stock Taxes	1,009.41
Municipal Courts	3,500.00	Other Miscellaneous Revenues		Added and Omitted Taxes	10,152.60
<b>PUBLIC SAFETY</b>		Other Revenues, Revenue Sharing Tax Effort		Total Taxes Levied - ABSTRACT	967,530.53
Fire Protection	8,950.00	Prior Years Surplus Appropriated		Total Taxes Billed	973,547.04
Police Protection	44,700.00	<b>REVENUES TOTAL</b>		1973 TAXES COLLECTED	910,408.11
Civil Defense & Disaster Control	100.00	CAPITAL OUTLAY TOTAL		1973 Taxes Cancelled, Abated or Adjusted	2,877.90
Environmental Inspection & Control	11,700.00	Public Enterprises		Transfer to Tax Title Liens or Foreclosed	2,599.00
Other Public Safety		Recreation—Culture		Balance Outstanding Dec. 31, 1973	57,662.03
<b>PUBLIC WORKS</b>		Public Works		<b>PRIOR YEARS TAXES OUTSTANDING</b>	
Streets and Drainage	119,300.00	Buildings and Grounds		Balance January 1, 1973	43,267.85
Sewers and Sewage Processing		Library and Education		Collected in 1973	41,578.10
Garbage and Trash Disposal		Conservation		Cancelled, Abated or Adjusted 1973	521.62
Public Buildings and Grounds		All Other		Transfers to Tax Title Liens or Foreclosed	427.46
Other Public Works		<b>CAPITAL DEBT AUTHORIZED, DECEMBER 31, 1973</b>		Balance December 31, 1973	740.67
<b>HEALTH and WELFARE</b>		<b>ISSUED AND UNISSUED</b>		<b>TAX TITLE LIENS OUTSTANDING</b>	
Health Services Except Environmental	2,100.00	SCHOOL		Balance January 1, 1973	2,784.27
Welfare-Public Assistance	900.00	GROSS DEBT		Transfers From Taxes	3,142.30
Hospitals, Clinics, First Aid	600.00	NET DEBT		Redeemed in 1973	727.89
Animal, Insect, & Rodent Control		School		Cancelled, Abated or Adjusted (1973)	
Other Welfare Services		Self-liquidating		Transfers to Foreclosed Property	
<b>RECREATION and CONSERVATION</b>		Other		Balance December 31, 1973	5,198.68
Beaches and Boardwalks		Total		<b>PROPERTY ACQUIRED BY DEED OR FORECLOSURE</b>	
Parks, Playgrounds, Shade Trees	700.00	ISSUED AND OUTSTANDING		Balance January 1, 1973	
Land Reclamation & Conservation		SCHOOL		Transfers From Taxes or Liens	
Other Recreational Services		Self-Liquidating		Sale for Cash (1973)	
<b>EDUCATION (excluding schools)</b>		Other		Cancelled, Abated or Adjusted (1973)	
Libraries	3,200.00	Total		Balance December 31, 1973	
Other Educational Services	900,000.00	<b>EQUALIZED VALUATION BASIS FOR NET DEBT COMPUTATION</b>		<b>CURRENT FINANCES DECEMBER 31, 1973</b>	
<b>STATUTORY EXPENDITURES</b>		<b>REAL PROPERTY VALUATIONS</b>		<b>ASSETS</b>	
Pensions & F. I. C. A.	14,200.09	Code Class # of Parcels % VAL'N		Cash Dec. 31, 1973	1,131,832.26
Employee Fringe Benefits	3,600.00	1 Vacant Land 337 6.63		Taxes Receivable	58,402.70
Other Statutory Expenditures		2 Residential 1115 64.95		Tax Title Liens	5,198.68
<b>MUNICIPAL FUNCTIONS</b>		3 Farm 208 8.59		Foreclosed Property	
<b>CAPITAL IMPROVEMENTS</b>		4a Commercial 15 2.06		Emergencies & Other Deferred Charges	23,906.05
<b>DEBT SERVICE</b>		4b Industrial 11 17.69		State Aid Receivable	14,706.37
Principal Payments		4c Apartments 1 .07		Other Receivables	40,230.28
Interest Payments		Total 1687		Total	1,274,276.34
<b>DEFERRED CHARGES</b>		Land Area 22.70 Sq. Miles		<b>LIABILITIES, RESERVES, AND SURPLUS</b>	
SCHOOL, COUNTY, SPECIAL DISTRICT TAXES	8,332.63	Net Valuation Taxable-Municipal		Cash Liabilities	569,219.40
RESERVE FOR UNCOLLECTED TAXES	957,377.93	Net Valuation Taxable-County		Reserves for Receivables	103,831.66
EMERGENCY EMPLOYMENT ACT OF 1971	62,000.00	State Equalized Valuation		Surplus Dec. 31, 1973	601,225.28
<b>EXPENDITURES TOTAL</b>	2,220,295.33	State Equalization Ratio		Total	1,274,276.34

1318

Population 1970 6,155  
 Population 1973 6,535  
 S & P Rating  
 Moody Rating A

General Tax Rate Per \$100. 3.44  
 State Equalized Tax Rate 3.00

HOLMDEL TOWNSHIP — MONMOUTH COUNTY  
 Form of Government:  
 Township Committee  
 Number of Members on Governing Body 5

PER CAPITA:  
 Gross Debt 1,968.10  
 Net Debt 886.47  
 Debt Service 16.59  
 Total Tax Levy 816.81  
 Municipal Expenditures 256.58

PER CENT:  
 Gross Debt 8.21  
 Net Debt 3.70  
 Tax Levy Collected 96.15  
 Tax Levy Cancelled, Abated or Adjusted

EXPENDITURES		REVENUES-REALIZED		1973 PROPERTY TAX	
GENERAL GOVERNMENT				STATE EQUALIZED TAX RATE — 2.01	
Governing Body & Public Boards	5,200.00	1973 Property Taxes Collected		Local District School Taxes	3,499,263.00
Municipal Clerk	25,600.00	5,132,479.91		Regional & Consolidated School Tax	
Financial Administration	14,560.00	1973 Payments in Lieu of Taxes		School Taxes in Municipal Budget	
Assessment of Taxes	17,465.00	Delinquent Tax & Lien Collections		County Taxes	1,162,165.96
Collection of Taxes	13,625.00	Business Personalty Replacement Taxes		County Library Taxes	44,871.44
Planning, Housing & Development	35,165.00	Taxes from Public Utilities		Local Municipal Purpose Taxes	481,705.19
Human Resources	150.00	Other Miscellaneous Tax Revenues		Veteran & Senior Citizen Taxes	31,750.00
Elections	1,550.00	State Aid Revenues		Total Taxes for Rate Computation	5,219,755.59
General Administration (other)	139,375.00	Federal Aid Revenues		Special District Taxes	
JUDICIARY		State and Local Fiscal Assistance Act Utilized		Bank Stock Taxes	1,829.81
Municipal Courts	23,250.00	Sale of Acquired Property		Added and Omitted Taxes	147,990.41
PUBLIC SAFETY		Other Miscellaneous Revenues		Total Taxes Levied - AbSTRACT	5,337,825.81
Fire Protection	116,736.83	Other Revenues, Revenue Sharing Tax Effort		Total Taxes Billed	5,337,825.81
Police Protection	241,654.14	Total		1973 TAXES COLLECTED	5,132,479.91
Civil Defense & Disaster Control		Prior Years Surplus Appropriated		1973 Taxes Cancelled, Abated or Adjusted	160.00
Environmental Inspection & Control	13,160.00	REVENUES TOTAL		Transfer to Tax Title Liens or Foreclosed	
Other Public Safety		CAPITAL OUTLAY TOTAL		Balance Outstanding Dec. 31, 1973	205,185.90
PUBLIC WORKS				PRIOR YEARS TAXES OUTSTANDING	
Streets and Drainage	414,894.01	Public Enterprises		Balance January 1, 1973	338,593.34
Sewers and Sewage Processing	61,000.00	Recreation—Culture		Collected in 1973	329,998.89
Garbage and Trash Disposal	3,000.00	Public Works		Cancelled, Abated or Adjusted 1973	
Public Buildings and Grounds	20,835.00	Buildings and Grounds		Transfers to Tax Title Liens or Foreclosed	
Other Public Works		Library and Education		Balance December 31, 1973	8,594.45
HEALTH and WELFARE		Conservation		TAX TITLE LIENS OUTSTANDING	
Health Services Except Environmental	16,950.00	All Other		Balance January 1, 1973	2,760.03
Welfare-Public Assistance	1,750.00	CAPITAL DEBT AUTHORIZED, DECEMBER 31, 1973		Transfers From Taxes	
Hospitals, Clinics, First Aid		ISSUED AND UNISSUED GROSS DEBT NET DEBT		Redeemed in 1973	892.92
Animal, Insect, & Rodent Control	1,975.00	School 9,396,000 3,127,531		Cancelled, Abated or Adjusted (1973)	300.00
Other Welfare Services		Self-liquidating 800,000		Transfers to Foreclosed Property	
RECREATION and CONSERVATION		Other 2,665,528 2,665,528		Balance December 31, 1973	1,567.11
Beaches and Boardwalks		Total 12,861,528 5,793,060		PROPERTY ACQUIRED BY DEED OR	
Parks, Playgrounds, Shade Trees	24,245.00	ISSUED AND OUTSTANDING		FORECLOSURE	
Land Reclamation & Conservation	800.00	School 9,396,000.00		Balance January 1, 1973	15,350.00
Other Recreational Services	6,300.00	Self-liquidating 800,000.00		Transfers From Taxes or Liens	
EDUCATION (excluding schools)		Other 1,175,000.00		Sale for Cash (1973)	
Libraries	6,500.00	Total 11,371,000.00		Cancelled, Abated or Adjusted (1973)	
Other Educational Services	100.00	EQUALIZED VALUATION BASIS		Balance December 31, 1973	15,350.00
STATUTORY EXPENDITURES		FOR NET DEBT COMPUTATION		CURRENT FINANCES DECEMBER 31, 1973	
Pensions & F. I. C. A.	45,125.00	REAL PROPERTY VALUATIONS		ASSETS	
Employee Fringe Benefits	25,900.00	Code Class # of Parcels % VAL'N		Cash Dec. 31, 1973	1,561,342.68
Other Statutory Expenditures		ASSESSED VALUATION		Taxes Receivable	213,780.35
MUNICIPAL FUNCTIONS TOTAL	1,276,864.98	1 1 Vacant Land 452 5.61		Tax Title Liens	1,567.11
CAPITAL IMPROVEMENTS *MEMO*	271,046.00	2 2 Residential 1630 48.01		Foreclosed Property	15,350.00
DEBT SERVICE		3 3 Farm 222 3.93		Emergencies & Other Deferred Charges	21,593.36
Principal Payments	50,000.00	4a 4a Commercial 52 3.50		State Aid Receivable	155,138.23
Interest Payments	58,425.00	4b 4b Industrial 12 38.95		Other Receivables	412,920.86
DEFERRED CHARGES	29,000.00	4c 4c Apartments		Total	2,381,692.59
SCHOOL, COUNTY, SPECIAL DISTRICT TAXES	4,706,300.40	Total 2368		LIABILITIES, RESERVES, AND SURPLUS	
RESERVE FOR UNCOLLECTED TAXES	262,490.00	Land Area 17.90 Sq. Miles		Cash Liabilities	1,357,062.75
EMERGENCY EMPLOYMENT ACT OF 1971		Net Valuation Taxable-Municipal		Reserves for Receivables	643,618.32
EXPENDITURES TOTAL	6,383,080.38	Net Valuation Taxable-County		Surplus Dec. 31, 1973	381,011.52
		State Equalized Valuation		Total	2,381,692.59
		State Equalization Ratio			
		87.46			

1912  
Population 1970 9,115  
Population 1973 10,185  
S & P Rating  
Moody Rating

General Tax Rate Per \$100. 5.16  
State Equalized Tax Rate 3.91

HOPATCONG BOROUGH — SUSSEX COUNTY  
Form of Government:  
Borough Council  
Number of Members on Governing Body 6

PER CAPITA:  
Gross Debt 354.25  
Net Debt 14.04  
Debt Service 503.77  
Total Tax Levy 165.38  
Municipal Expenditures

PER CENT:  
Gross Debt 3.35  
Net Debt .13  
Tax Levy Collected 93.09  
Tax Levy Cancelled, Abated or Adjusted

EXPENDITURES		REVENUES-REALIZED		1973 PROPERTY TAX	
GENERAL GOVERNMENT		1973 Property Taxes Collected		STATE EQUALIZED TAX RATE — 3.91	
Governing Body & Public Boards		4,776,546.65		Local District School Taxes	2.57 3,242,613.00
Municipal Clerk		1973 Payments in Lieu of Taxes		Regional & Consolidated School Tax	
Financial Administration	9,790.00	325,304.21		School Taxes in Municipal Budget	
Assessment of Taxes	34,235.00	Delinquent Tax & Lien Collections		County Taxes	.73 925,331.24
Collection of Taxes	37,815.00	Business Personalty Replacement Taxes		County Library Taxes	.03 36,222.68
Planning, Housing & Development	6,670.00	Taxes from Public Utilities		Local Municipal Purpose Taxes	.53 674,744.17
Human Resources	1,450.00	Other Miscellaneous Tax Revenues		Veteran & Senior Citizen Taxes	.04 54,020.00
Elections	2,900.00	State Aid Revenues		Total Taxes for Rate Computation	3.90 4,932,931.09
General Administration (other)	136,108.00	Federal Aid Revenues		Special District Taxes	
JUDICIARY		State and Local Fiscal Assistance Act Utilized		Bank Stock Taxes	1,977.83
Municipal Courts	20,683.00	Sale of Acquired Property		Added and Omitted Taxes	250,040.66
PUBLIC SAFETY		Other Miscellaneous Revenues		Total Taxes Levied - ABSTRACT	5,130,929.58
Fire Protection	27,590.00	Other Revenues, Revenue Sharing Tax Effort		Total Taxes Billed	5,130,929.58
Police Protection	252,768.00	Total		1973 TAXES COLLECTED	4,776,546.65
Civil Defense & Disaster Control	500.00	Prior Years Surplus Appropriated		1973 Taxes Cancelled, Abated or Adjusted	
Environmental Inspection & Control	29,810.00	REVENUES TOTAL		Transfer to Tax Title Liens or Foreclosed	
Other Public Safety		CAPITAL OUTLAY TOTAL		Balance Outstanding Dec. 31, 1973	354,382.93
PUBLIC WORKS		Public Enterprises		PRIOR YEARS TAXES OUTSTANDING	
Streets and Drainage	61,000.00	Recreation—Culture		Balance January 1, 1973	292,026.36
Sewers and Sewage Processing	5,000.00	Public Works		Collected in 1973	261,768.16
Garbage and Trash Disposal		Buildings and Grounds		Cancelled, Abated or Adjusted 1973	
Public Buildings and Grounds	40,570.00	Library and Education		Transfers to Tax Title Liens or Foreclosed	
Other Public Works	367,450.00	Conservation		Balance December 31, 1973	30,258.20
HEALTH and WELFARE		All Other		TAX TITLE LIENS OUTSTANDING	
Health Services Except Environmental	34,405.00	CAPITAL DEBT AUTHORIZED, DECEMBER 31, 1973		Balance January 1, 1973	230,046.29
Welfare—Public Assistance	1,725.00	ISSUED AND UNISSUED GROSS DEBT NET DEBT		Transfers From Taxes	
Hospitals, Clinics, First Aid	1,200.00	School 3,465,000		Redeemed in 1973	63,536.05
Animal, Insect, & Rodent Control	5,060.00	Self-liquidating 143,000		Cancelled, Abated or Adjusted (1973)	
Other Welfare Services		Other 143,000		Transfers to Foreclosed Property	
RECREATION and CONSERVATION		Total 3,608,000		Balance December 31, 1973	166,510.24
Beaches and Boardwalks		ISSUED AND OUTSTANDING		PROPERTY ACQUIRED BY DEED OR FORECLOSURE	
Parks, Playgrounds, Shade Trees	3,050.00	School 2,912,000.00		Balance January 1, 1973	127,750.10
Land Reclamation & Conservation	28,900.00	Self-Liquidating		Transfers From Taxes or Liens	
Other Recreational Services		Other		Sale for Cash (1973)	
EDUCATION (excluding schools)		Total 2,912,000.00		Cancelled, Abated or Adjusted (1973)	
Libraries	1,450.00	EQUALIZED VALUATION BASIS FOR NET DEBT COMPUTATION		Balance December 31, 1973	127,750.10
Other Educational Services		REAL PROPERTY VALUATIONS		CURRENT FINANCES DECEMBER 31, 1973	
STATUTORY EXPENDITURES		Code Class # of Parcels % VAL'N ASSESSED VALUATION		ASSETS	
Pensions & F. I. C. A.	55,450.00	1 Vacant Land 4375 8.42 8,004,000.00		Cash Dec. 31, 1973	1,680,099.18
Employee Fringe Benefits	18,200.00	2 Residential 5091 87.94 83,621,200.00		Taxes Receivable	384,641.13
Other Statutory Expenditures		3 Farm 1 .21 201,700.00		Tax Title Liens	166,510.24
MUNICIPAL FUNCTIONS TOTAL	1,183,779.00	4a Commercial 73 3.27 3,107,000.00		Foreclosed Property	127,750.10
CAPITAL IMPROVEMENTS *MEMO*	141,650.00	4b Industrial		Emergencies & Other Deferred Charges	43,000.00
DEBT SERVICE		4c Apartments 3 .16 150,100.00		State Aid Receivable	16,000.00
Principal Payments		Total 9543 95,034,000.00		Other Receivables	1,893.00
Interest Payments		Land Area 10.80 Sq. Miles		Total	2,419,893.65
DEFERRED CHARGES	60,148.23	Net Valuation Taxable-Municipal		LIABILITIES, RESERVES, AND SURPLUS	
SCHOOL, COUNTY, SPECIAL DISTRICT TAXES	4,204,166.92	Net Valuation Taxable-County		Cash Liabilities	1,099,116.82
RESERVE FOR UNCOLLECTED TAXES	440,490.23	State Equalized Valuation		Reserves for Receivables	680,794.47
EMERGENCY EMPLOYMENT ACT OF 1971		State Equalization Ratio		Surplus Dec. 31, 1973	639,982.36
EXPENDITURES TOTAL	5,888,584.38			Total	2,419,893.65

2111

Population 1970 1,140  
 Population 1973 1,185  
 S & P Rating  
 Moody Rating

General Tax Rate Per \$100. 3.89  
 State Equalized Tax Rate 2.54

## HOPE TOWNSHIP — WARREN COUNTY

Form of Government:

Township Committee

Number of Members on Governing Body 3

PER CAPITA:

Gross Debt 209.28  
 Net Debt  
 Debt Service  
 Total Tax Levy 369.32  
 Municipal Expenditures 106.61

PER CENT:

Gross Debt 1.63  
 Net Debt  
 Tax Levy Collected 88.03  
 Tax Levy Cancelled, Abated or Adjusted .05

EXPENDITURES		REVENUES-REALIZED		1973 PROPERTY TAX	
<b>GENERAL GOVERNMENT</b>				<b>STATE EQUALIZED TAX RATE</b>	
Governing Body & Public Boards		1973 Property Taxes Collected	385,790.72	Local District School Taxes 1.79	310,960.37
Municipal Clerk		1973 Payments in Lieu of Taxes		Regional & Consolidated School Tax	
Financial Administration	2,500.00	Delinquent Tax & Lien Collections	35,741.96	School Taxes in Municipal Budget	
Assessment of Taxes	1,320.00	Business Personalty Replacement Taxes	8,575.00	County Taxes .70	121,450.94
Collection of Taxes	1,861.00	Taxes from Public Utilities	39,631.37	County Library Taxes .02	4,014.33
Planning, Housing & Development	4,350.00	Other Miscellaneous Tax Revenues		Local Municipal Purpose Taxes	-3,145.92
Human Resources		State Aid Revenues	10,671.02	Veteran & Senior Citizen Taxes .05	8,160.00
Elections		Federal Aid Revenues		Total Taxes for Rate Computation 2.56	441,439.72
General Administration (other)	13,600.00	State and Local Fiscal Assistance Act Utilized	11,375.00	Special District Taxes	
<b>JUDICIARY</b>		Sale of Acquired Property		Bank Stock Taxes	3,145.92
Municipal Courts	1,900.00	Other Miscellaneous Revenues	17,133.53	Added and Omitted Taxes	1,218.54
<b>PUBLIC SAFETY</b>		Other Revenues, Revenue Sharing Tax Effort	4,219.82	Total Taxes Levied - ABSTRACT	437,644.18
Fire Protection	1,500.00	Total	513,138.42	Total Taxes Billed	438,262.22
Police Protection	600.00	Prior Years Surplus Appropriated	44,775.28	1973 TAXES COLLECTED	385,790.72
Civil Defense & Disaster Control	200.00	REVENUES TOTAL	557,913.70	1973 Taxes Cancelled, Abated or Adjusted	223.09
Environmental Inspection & Control	300.00			Transfer to Tax Title Liens or Foreclosed	
Other Public Safety				Balance Outstanding Dec. 31, 1973	52,248.41
<b>PUBLIC WORKS</b>		<b>CAPITAL OUTLAY</b>	<b>TOTAL</b>	<b>PRIOR YEARS TAXES OUTSTANDING</b>	
Streets and Drainage	32,200.00	Public Enterprises		Balance January 1, 1973	42,262.60
Sewers and Sewage Processing		Recreation—Culture		Collected in 1973	35,741.96
Garbage and Trash Disposal		Public Works		Cancelled, Abated or Adjusted 1973	
Public Buildings and Grounds		Buildings and Grounds		Transfers to Tax Title Liens or Foreclosed	
Other Public Works		Library and Education		Balance December 31, 1973	6,520.64
<b>HEALTH and WELFARE</b>		Conservation		<b>TAX TITLE LIENS OUTSTANDING</b>	
Health Services Except Environmental	1,000.00	All Other		Balance January 1, 1973	
Welfare-Public Assistance				Transfers From Taxes	
Hospitals, Clinics, First Aid				Redeemed in 1973	
Animal, Insect, & Rodent Control	1,750.00			Cancelled, Abated or Adjusted (1973)	
Other Welfare Services				Transfers to Foreclosed Property	
<b>RECREATION and CONSERVATION</b>				Balance December 31, 1973	
Beaches and Boardwalks				<b>PROPERTY ACQUIRED BY DEED OR</b>	
Parks, Playgrounds, Shade Trees	150.00			<b>FORECLOSURE</b>	
Land Reclamation & Conservation	2,500.00			Balance January 1, 1973	
Other Recreational Services	1,000.00			Transfers From Taxes or Liens	
<b>EDUCATION (excluding schools)</b>				Sale for Cash (1973)	
Libraries				Cancelled, Abated or Adjusted (1973)	
Other Educational Services				Balance December 31, 1973	
<b>STATUTORY EXPENDITURES</b>				<b>CURRENT FINANCES DECEMBER 31, 1973</b>	
Pensions & F. I. C. A.	2,500.00			<b>ASSETS</b>	
Employee Fringe Benefits	500.00			Cash Dec. 31, 1973	333,894.65
Other Statutory Expenditures				Taxes Receivable	58,769.05
<b>MUNICIPAL FUNCTIONS</b>				Tax Title Liens	
<b>CAPITAL IMPROVEMENTS</b>				Foreclosed Property	
<b>DEBT SERVICE</b>				Emergencies & Other Deferred Charges	23,373.50
Principal Payments				State Aid Receivable	10,000.00
Interest Payments				Other Receivables	
<b>DEFERRED CHARGES</b>				Total	426,037.20
SCHOOL, COUNTY, SPECIAL DISTRICT TAXES	436,425.64			<b>LIABILITIES, RESERVES, AND SURPLUS</b>	
RESERVE FOR UNCOLLECTED TAXES	44,520.00			Cash Liabilities	245,270.31
EMERGENCY EMPLOYMENT ACT OF 1971				Reserves for Receivables	58,769.05
<b>EXPENDITURES</b>				Surplus Dec. 31, 1973	121,597.84
TOTAL	562,763.94			Total	426,037.20

1105

Population 1970 2,280  
 Population 1973 2,290  
 S & P Rating  
 Moody Rating

General Tax Rate Per \$100. 7.26  
 State Equalized Tax Rate 3.51

HOPEWELL BOROUGH — MERCER COUNTY  
 Form of Government:  
 Borough Council  
 Number of Members on Governing Body 6

PER CAPITA: 130.01  
 Gross Debt  
 Net Debt 2.05  
 Debt Service 344.85  
 Total Tax Levy 101.52  
 Municipal Expenditures

PER CENT: 1.49  
 Gross Debt  
 Net Debt  
 Tax Levy Collected 95.94  
 Tax Levy Cancelled, Abated or Adjusted .14

EXPENDITURES		REVENUES-REALIZED		1973 PROPERTY TAX	
GENERAL GOVERNMENT		1973 Property Taxes Collected		STATE EQUALIZED TAX RATE	
Governing Body & Public Boards		757,600.23		Local District School Taxes	
Municipal Clerk		26,766.18		Regional & Consolidated School Tax 2.29	
Financial Administration	3,750.00	21,871.00		School Taxes in Municipal Budget	
Assessment of Taxes	11,700.00	31,252.16		County Taxes .90	
Collection of Taxes	3,220.00	20,604.65		County Library Taxes .27	
Planning, Housing & Development	2,700.00	9,778.78		Local Municipal Purpose Taxes .05	
Human Resources		52,000.00		Veteran & Senior Citizen Taxes 3.51	
Elections	400.00	924,515.49		Total Taxes for Rate Computation	
General Administration (other)	21,385.00	CAPITAL OUTLAY		Special District Taxes	
JUDICIARY		TOTAL		Bank Stock Taxes	
Municipal Courts	1,650.00	Public Enterprises		Added and Omitted Taxes	
PUBLIC SAFETY		Recreation—Culture		Total Taxes Levied - ABSTRACT	
Fire Protection	5,000.00	Public Works		Total Taxes Billed	
Police Protection	20,895.00	Buildings and Grounds		1973 TAXES COLLECTED	
Civil Defense & Disaster Control	50.00	Library and Education		1973 Taxes Cancelled, Abated or Adjusted	
Environmental Inspection & Control	150.00	Conservation		Transfer to Tax Title Liens or Foreclosed	
Other Public Safety		All Other		Balance Outstanding Dec. 31, 1973	
PUBLIC WORKS		CAPITAL DEBT AUTHORIZED, DECEMBER 31, 1973		PRIOR YEARS TAXES OUTSTANDING	
Streets and Drainage	32,800.00	ISSUED AND UNISSUED		Balance January 1, 1973	
Sewers and Sewage Processing	23,550.00	GROSS DEBT		Collected in 1973	
Garbage and Trash Disposal	26,000.00	NET DEBT		Cancelled, Abated or Adjusted 1973	
Public Buildings and Grounds	6,250.00	SCHOOL		Transfers to Tax Title Liens or Foreclosed	
Other Public Works		Self-liquidating		Balance December 31, 1973	
HEALTH and WELFARE		Other		TAX TITLE LIENS OUTSTANDING	
Health Services Except Environmental	470.00	Total		Balance January 1, 1973	
Welfare-Public Assistance	1,046.00	ISSUED AND OUTSTANDING		Transfers From Taxes	
Hospitals, Clinics, First Aid		SCHOOL		Redeemed in 1973	
Animal, Insect, & Rodent Control		Self-Liquidating		Cancelled, Abated or Adjusted (1973)	
Other Welfare Services		Other		Transfers to Foreclosed Property	
RECREATION and CONSERVATION		Total		Balance December 31, 1973	
Beaches and Boardwalks		EQUALIZED VALUATION BASIS		PROPERTY ACQUIRED BY DEED OR	
Parks, Playgrounds, Shade Trees	2,500.00	FOR NET DEBT COMPUTATION		FORECLOSURE	
Land Reclamation & Conservation		REAL PROPERTY VALUATIONS		Balance January 1, 1973	
Other Recreational Services	1,800.00	Code Class # of Parcels % VAL'N		Transfers From Taxes or Liens	
EDUCATION (excluding schools)		ASSESSED VALUATION		Sale for Cash (1973)	
Libraries	5,500.00	1 Vacant Land 44 .71		Cancelled, Abated or Adjusted (1973)	
Other Educational Services		2 Residential 569 79.94		Balance December 31, 1973	
STATUTORY EXPENDITURES		3 Farm 5 1.14		CURRENT FINANCES DECEMBER 31, 1973	
Pensions & F. I. C. A.	3,600.00	4a Commercial 50 13.25		ASSETS	
Employee Fringe Benefits		4b Industrial 5 4.58		Cash Dec. 31, 1973	
Other Statutory Expenditures		4c Apartments 1 .39		Taxes Receivable	
MUNICIPAL FUNCTIONS		Total 674		Tax Title Liens	
CAPITAL IMPROVEMENTS	174,416.00	Land Area .75 Sq. Miles		Foreclosed Property	
DEBT SERVICE		Net Valuation Taxable-Municipal		Emergencies & Other Deferred Charges	
Principal Payments	4,500.00	Net Valuation Taxable-County		State Aid Receivable	
Interest Payments	200.00	State Equalized Valuation		Other Receivables	
DEFERRED CHARGES		State Equalization Ratio		Total	
SCHOOL, COUNTY, SPECIAL DISTRICT TAXES	725,434.15	Total		LIABILITIES, RESERVES, AND SURPLUS	
RESERVE FOR UNCOLLECTED TAXES	53,372.15	Total		Cash Liabilities	
EMERGENCY EMPLOYMENT ACT OF 1971		Total		Reserves for Receivables	
EXPENDITURES	957,922.30	Total		Surplus Dec. 31, 1973	
		Total		Total	

0607

Population 1970 3,990  
 Population 1973 4,070  
 S & P Rating  
 Moody Rating

General Tax Rate Per \$100. 3.93  
 State Equalized Tax Rate 3.44

HOPEWELL TOWNSHIP — CUMBERLAND CO.  
 Form of Government:  
 Township Committee  
 Number of Members on Governing Body 3

PER CAPITA: 88.70 PER CENT: 1.34  
 Gross Debt  
 Net Debt  
 Debt Service  
 Total Tax Levy 253.37  
 Municipal Expenditures 67.09  
 Gross Debt  
 Net Debt  
 Tax Levy Collected 89.73  
 Tax Levy Cancelled, Abated or Adjusted

EXPENDITURES		REVENUES-REALIZED		1973 PROPERTY TAX	
<b>GENERAL GOVERNMENT</b>				<b>STATE EQUALIZED TAX RATE</b> <u>2.29</u>	
Governing Body & Public Boards		1973 Property Taxes Collected	925,261.64	Local District School Taxes	683,995.00
Municipal Clerk		1973 Payments in Lieu of Taxes	137,912.53	Regional & Consolidated School Tax	
Financial Administration	6,088.00	Delinquent Tax & Lien Collections	23,240.11	School Taxes in Municipal Budget	
Assessment of Taxes	6,655.00	Business Personalty Replacement Taxes	69,872.38	County Taxes	325,248.75
Collection of Taxes	7,250.00	Taxes from Public Utilities		County Library Taxes	
Planning, Housing & Development	2,050.00	Other Miscellaneous Tax Revenues	48,338.81	Local Municipal Purpose Taxes	
Human Resources		State Aid Revenues	17,618.09	Veteran & Senior Citizen Taxes	19,160.00
Elections		Federal Aid Revenues	20,881.00	Total Taxes for Rate Computation	3.44 1,028,403.75
General Administration (other)	22,927.00	State and Local Fiscal Assistance Act Utilized		Special District Taxes	
JUDICIARY		Sale of Acquired Property	24,202.44	Bank Stock Taxes	759.03
Municipal Courts	2,400.00	Other Miscellaneous Revenues	5,873.27	Added and Omitted Taxes	21,215.09
<b>PUBLIC SAFETY</b>		Other Revenues, Revenue Sharing Tax Effort	1,273,200.27	Total Taxes Levied - ABSTRACT	1,031,217.87
Fire Protection	7,200.00	REVENUES TOTAL	1,278,623.08	Total Taxes Billed	1,031,217.87
Police Protection	1,350.00			1973 TAXES COLLECTED	925,261.64
Civil Defense & Disaster Control	50.00			1973 Taxes Cancelled, Abated or Adjusted	
Environmental Inspection & Control	1,050.00			Transfer to Tax Title Liens or Foreclosed	
Other Public Safety				Balance Outstanding Dec. 31, 1973	105,956.23
<b>PUBLIC WORKS</b>		<b>CAPITAL OUTLAY</b>	<b>TOTAL</b>	<b>PRIOR YEARS TAXES OUTSTANDING</b>	
Streets and Drainage	47,840.00	Public Enterprises		Balance January 1, 1973	155,623.86
Sewers and Sewage Processing		Recreation—Culture		Collected in 1973	137,788.29
Garbage and Trash Disposal	6,070.00	Public Works		Cancelled, Abated or Adjusted 1973	4,153.31
Public Buildings and Grounds		Buildings and Grounds		Transfers to Tax Title Liens or Foreclosed	
Other Public Works		Library and Education		Balance December 31, 1973	13,682.26
<b>HEALTH and WELFARE</b>		Conservation		<b>TAX TITLE LIENS OUTSTANDING</b>	
Health Services Except Environmental	2,725.00	All Other		Balance January 1, 1973	15,422.89
Welfare-Public Assistance	720.00			Transfers From Taxes	
Hospitals, Clinics, First Aid				Redeemed in 1973	124.24
Animal, Insect, & Rodent Control	315.00			Cancelled, Abated or Adjusted (1973)	
Other Welfare Services				Transfers to Foreclosed Property	
<b>RECREATION and CONSERVATION</b>				Balance December 31, 1973	15,298.65
Beaches and Boardwalks				<b>PROPERTY ACQUIRED BY DEED OR FORECLOSURE</b>	
Parks, Playgrounds, Shade Trees				Balance January 1, 1973	750.00
Land Reclamation & Conservation				Transfers From Taxes or Liens	
Other Recreational Services	500.00			Sale for Cash (1973)	
<b>EDUCATION (excluding schools)</b>				Cancelled, Abated or Adjusted (1973)	
Libraries				Balance December 31, 1973	750.00
Other Educational Services				<b>CURRENT FINANCES DECEMBER 31, 1973</b>	
<b>STATUTORY EXPENDITURES</b>				<b>ASSETS</b>	
Pensions & F. I. C. A.	3,433.40			Cash Dec. 31, 1973	520,035.68
Employee Fringe Benefits				Taxes Receivable	119,638.49
Other Statutory Expenditures				Tax Title Liens	15,298.65
<b>MUNICIPAL FUNCTIONS</b>	<b>TOTAL</b>			Foreclosed Property	750.00
<b>CAPITAL IMPROVEMENTS</b>	<b>*MEMO*</b>			Emergencies & Other Deferred Charges	14,910.37
<b>DEBT SERVICE</b>				State Aid Receivable	42,533.60
Principal Payments				Other Receivables	1,794.05
Interest Payments				Total	714,560.84
<b>DEFERRED CHARGES</b>				<b>LIABILITIES, RESERVES, AND SURPLUS</b>	
SCHOOL, COUNTY, SPECIAL DISTRICT TAXES	5,551.95			Cash Liabilities	254,709.51
RESERVE FOR UNCOLLECTED TAXES	1,009,243.75			Reserves for Receivables	137,481.19
EMERGENCY EMPLOYMENT ACT OF 1971	130,780.00			Surplus Dec. 31, 1973	322,770.14
<b>EXPENDITURES</b>	<b>TOTAL</b>			Total	714,960.84
	1,282,307.31				

1106

Population 1970 10,080  
 Population 1973 10,445  
 S & P Rating  
 Moody Rating

General Tax Rate Per \$100 2.49  
 State Equalized Tax Rate 2.56

**HOPEWELL TOWNSHIP — MERCER COUNTY**  
**Form of Government:**  
**Township Committee**  
**Number of Members on Governing Body 5**

PER CAPITA: 221.70 PER CENT: 1.45  
 Gross Debt  
 Net Debt .14  
 Debt Service 465.52  
 Total Tax Levy 122.83  
 Municipal Expenditures  
 Net Debt 93.72  
 Tax Levy Collected  
 Tax Levy Cancelled, Abated or Adjusted 1.62

EXPENDITURES		REVENUES-REALIZED		1973 PROPERTY TAX	
<b>GENERAL GOVERNMENT</b>				<b>STATE EQUALIZED TAX RATE</b>	
Governing Body & Public Boards		1973 Property Taxes Collected	4,564,523.53	Local District School Taxes	
Municipal Clerk		1973 Payments in Lieu of Taxes		Regional & Consolidated School Tax 1.51	2,831,105.76
Financial Administration	8,000.00	Delinquent Tax & Lien Collections	147,260.15	School Taxes in Municipal Budget	
Assessment of Taxes	36,500.00	Business Personalty Replacement Taxes	182,909.86	County Taxes	.81 1,516,802.45
Collection of Taxes	15,650.00	Taxes from Public Utilities	297,408.78	County Library Taxes	.04 66,941.38
Planning, Housing & Development	42,975.00	Other Miscellaneous Tax Revenues		Local Municipal Purpose Taxes	.18 341,587.92
Human Resources		State Aid Revenues	52,949.26	Veteran & Senior Citizen Taxes	.03 56,610.00
Elections	1,400.00	Federal Aid Revenues		Total Taxes for Rate Computation	2.57 4,813,047.51
General Administration (other)	132,700.00	State and Local Fiscal Assistance Act Utilized	27,105.08	Special District Taxes	
<b>JUDICIARY</b>		Sale of Acquired Property		Bank Stock Taxes	3,371.85
Municipal Courts	26,260.00	Other Miscellaneous Revenues	64,918.10	Added and Omitted Taxes	102,508.09
<b>PUBLIC SAFETY</b>		Other Revenues, Revenue Sharing Tax Effort	50,961.99	Total Taxes Levied - ABSTRACT	4,862,317.45
Fire Protection	22,000.00	Total	5,388,036.75	Total Taxes Billed	4,870,610.05
Police Protection	137,932.00	Prior Years Surplus Appropriated	200,000.00	1973 TAXES COLLECTED	4,564,523.53
Civil Defense & Disaster Control	1,000.00	REVENUES TOTAL	5,588,036.75	1973 Taxes Cancelled, Abated or Adjusted	79,114.88
Environmental Inspection & Control	14,300.00	CAPITAL OUTLAY TOTAL	33,016.90	Transfer to Tax Title Liens or Foreclosed	3,239.87
Other Public Safety				Balance Outstanding Dec. 31, 1973	223,731.77
<b>PUBLIC WORKS</b>				<b>PRIOR YEARS TAXES OUTSTANDING</b>	
Streets and Drainage	381,616.61	Public Enterprises		Balance January 1, 1973	173,014.58
Sewers and Sewage Processing	82,000.00	Recreation—Culture		Collected in 1973	144,456.23
Garbage and Trash Disposal	4,299.00	Public Works	31,516.90	Cancelled, Abated or Adjusted 1973	24,577.81
Public Buildings and Grounds	28,350.00	Buildings and Grounds	1,500.00	Transfers to Tax Title Liens or Foreclosed	1,198.28
Other Public Works		Library and Education		Balance December 31, 1973	2,782.26
<b>HEALTH and WELFARE</b>		Conservation		<b>TAX TITLE LIENS OUTSTANDING</b>	
Health Services Except Environmental	24,101.00	All Other		Balance January 1, 1973	9,391.89
Welfare-Public Assistance	2,650.00	CAPITAL DEBT AUTHORIZED, DECEMBER 31, 1973		Transfers From Taxes	4,578.37
Hospitals, Clinics, First Aid		ISSUED AND UNISSUED		Redeemed in 1973	2,803.92
Animal, Insect, & Rodent Control	6,000.00	School	2,315,667	Cancelled, Abated or Adjusted (1973)	304.92
Other Welfare Services		Self-liquidating		Transfers to Foreclosed Property	
<b>RECREATION and CONSERVATION</b>		Other		Balance December 31, 1973	10,861.42
Beaches and Boardwalks		Total	2,315,667	<b>PROPERTY ACQUIRED BY DEED OR FORECLOSURE</b>	
Parks, Playgrounds, Shade Trees	2,000.00	ISSUED AND OUTSTANDING		Balance January 1, 1973	5,695.00
Land Reclamation & Conservation	6,150.00	School	2,315,667.78	Transfers From Taxes or Liens	
Other Recreational Services	12,000.00	Self-Liquidating		Sale for Cash (1973)	
<b>EDUCATION (excluding schools)</b>		Other		Cancelled, Abated or Adjusted (1973)	5,695.00
Libraries		Total	2,315,667.78	Balance December 31, 1973	
Other Educational Services	500.00	EQUALIZED VALUATION BASIS		<b>CURRENT FINANCES DECEMBER 31, 1973</b>	
<b>STATUTORY EXPENDITURES</b>		FOR NET DEBT COMPUTATION	159,181,892.33	<b>ASSETS</b>	
Pensions & F. I. C. A.	35,460.00	REAL PROPERTY VALUATIONS		Cash Dec. 31, 1973	480,270.48
Employee Fringe Benefits	18,200.00	Code Class # of Parcels % VAL'N		Taxes Receivable	226,514.03
Other Statutory Expenditures		1 Vacant Land 823 4.04	7,741,500.00	Tax Title Liens	10,861.42
<b>MUNICIPAL FUNCTIONS</b>		2 Residential 2713 56.92	109,031,600.00	Foreclosed Property	
<b>CAPITAL IMPROVEMENTS</b>		3 Farm 814 20.40	39,069,500.00	Emergencies & Other Deferred Charges	57,600.00
<b>DEBT SERVICE</b>		4a Commercial 67 3.74	7,164,500.00	State Aid Receivable	202,534.42
Principal Payments		4b Industrial 30 14.64	28,047,300.00	Other Receivables	246,858.69
Interest Payments	1,500.00	4c Apartments 7 .26	497,800.00	Total	1,224,639.04
<b>DEFERRED CHARGES</b>		Total 4454	191,552,200.00	<b>LIABILITIES, RESERVES, AND SURPLUS</b>	
SCHOOL, COUNTY, SPECIAL DISTRICT TAXES	12,699.00	Land Area 58.00 Sq. Miles		Cash Liabilities	454,353.41
RESERVE FOR UNCOLLECTED TAXES	4,414,849.59	Net Valuation Taxable-Municipal	193,555,400.00	Reserves for Receivables	484,234.14
EMERGENCY EMPLOYMENT ACT OF 1971	226,747.99	Net Valuation Taxable-County	159,021,347.00	Surplus Dec. 31, 1973	286,051.49
<b>EXPENDITURES</b>		State Equalized Valuation	187,601,301.00	Total	1,224,639.04
<b>TOTAL</b>	5,657,840.19	State Equalization Ratio	103.21		

1319

Population 1970 21,920  
 Population 1973 23,715  
 S & P Rating  
 Moody Rating BAA

General Tax Rate Per \$100. 5.78  
 State Equalized Tax Rate 3.84

HOWELL TOWNSHIP — MONMOUTH COUNTY  
 Form of Government:  
 Township Committee  
 Number of Members on Governing Body 5

PER CAPITA:  
 Gross Debt 419.23  
 Net Debt 17.53  
 Debt Service .75  
 Total Tax Levy 367.23  
 Municipal Expenditures 99.03

PER CENT:  
 Gross Debt 5.31  
 Net Debt .22  
 Tax Levy Collected 91.11  
 Tax Levy Cancelled, Abated or Adjusted

EXPENDITURES		REVENUES-REALIZED		1973 PROPERTY TAX	
<b>GENERAL GOVERNMENT</b>				STATE EQUALIZED TAX RATE <u>3.84</u>	
Governing Body & Public Boards		1973 Property Taxes Collected	7,983,383.02	Local District School Taxes 1.90	4,137,550.00
Municipal Clerk		1973 Payments in Lieu of Taxes		Regional & Consolidated School Tax 1.15	2,511,080.34
Financial Administration	16,706.00	Delinquent Tax & Lien Collections	456,787.90	School Taxes in Municipal Budget	
Assessment of Taxes	33,038.00	Business Personalty Replacement Taxes	110,710.17	County Taxes .60	1,299,776.80
Collection of Taxes	36,027.00	Taxes from Public Utilities	650,322.83	County Library Taxes .02	50,186.23
Planning, Housing & Development	30,040.00	Other Miscellaneous Tax Revenues		Local Municipal Purpose Taxes .12	267,700.07
Human Resources	250.00	State Aid Revenues	88,821.44	Veteran & Senior Citizen Taxes .05	109,160.00
Elections	3,750.00	Federal Aid Revenues	64,758.71	Total Taxes for Rate Computation 3.84	8,375,453.44
General Administration (other)	279,154.60	State and Local Fiscal Assistance Act Utilized	166,855.50	Special District Taxes	192,754.34
<b>JUDICIARY</b>		Sale of Acquired Property		Bank Stock Taxes	4,299.93
Municipal Courts	29,436.00	Other Miscellaneous Revenues	329,398.64	Added and Omitted Taxes	245,411.14
<b>PUBLIC SAFETY</b>		Other Revenues, Revenue Sharing Tax Effort	156,075.10	Total Taxes Levied - ABSTRACT	8,708,758.85
Fire Protection	2,625.00	Total	10,007,113.31	Total Taxes Billed	8,762,641.55
Police Protection	417,508.00	Prior Years Surplus Appropriated	176,520.71	1973 TAXES COLLECTED	7,983,383.02
Civil Defense & Disaster Control	500.00	REVENUES TOTAL	10,183,634.02	1973 Taxes Cancelled, Abated or Adjusted	
Environmental Inspection & Control	49,030.00	CAPITAL OUTLAY TOTAL	85,042.54	Transfer to Tax Title Liens or Foreclosed	
Other Public Safety				Balance Outstanding Dec. 31, 1973	779,258.53
<b>PUBLIC WORKS</b>				<b>PRIOR YEARS TAXES OUTSTANDING</b>	
Streets and Drainage	477,129.00	Public Enterprises		Balance January 1, 1973	425,494.39
Sewers and Sewage Processing		Recreation—Culture		Collected in 1973	414,224.00
Garbage and Trash Disposal	3,767.40	Public Works		Cancelled, Abated or Adjusted 1973	
Public Buildings and Grounds	61,588.00	Buildings and Grounds	85,042.54	Transfers to Tax Title Liens or Foreclosed	
Other Public Works	17,144.00	Library and Education		Balance December 31, 1973	11,270.39
<b>HEALTH and WELFARE</b>		Conservation		<b>TAX TITLE LIENS OUTSTANDING</b>	
Health Services Except Environmental	57,934.09	All Other		Balance January 1, 1973	164,109.04
Welfare-Public Assistance	3,275.00	CAPITAL DEBT AUTHORIZED, DECEMBER 31, 1973		Transfers From Taxes	
Hospitals, Clinics, First Aid		ISSUED AND UNISSUED		Redeemed in 1973	42,563.90
Animal, Insect, & Rodent Control		School	9,526,274	Cancelled, Abated or Adjusted (1973)	
Other Welfare Services		Self-liquidating		Transfers to Foreclosed Property	
<b>RECREATION and CONSERVATION</b>		Other	415,782	Balance December 31, 1973	121,545.14
Beaches and Boardwalks		Total	9,942,056	<b>PROPERTY ACQUIRED BY DEED OR FORECLOSURE</b>	
Parks, Playgrounds, Shade Trees	3,417.10	ISSUED AND OUTSTANDING		Balance January 1, 1973	114,000.00
Land Reclamation & Conservation	1,214.00	School	6,276,000.00	Transfers From Taxes or Liens	
Other Recreational Services	50,302.00	Self-Liquidating		Sale for Cash (1973)	
<b>EDUCATION (excluding schools)</b>		Other	385,500.00	Cancelled, Abated or Adjusted (1973)	
Libraries		Total	6,661,500.00	Balance December 31, 1973	114,000.00
Other Educational Services	250.00	EQUALIZED VALUATION BASIS		<b>CURRENT FINANCES DECEMBER 31, 1973</b>	
<b>STATUTORY EXPENDITURES</b>		FOR NET DEBT COMPUTATION	187,192,355.00	<b>ASSETS</b>	
Pensions & F. I. C. A.	66,575.00	REAL PROPERTY VALUATIONS		Cash Dec. 31, 1973	445,262.56
Employee Fringe Benefits	36,128.96	Code Class # of Parcels % VAL'N		Taxes Receivable	790,528.92
Other Statutory Expenditures		1 Vacant Land 1653 5.33	7,625,660.00	Tax Title Liens	121,545.14
<b>MUNICIPAL FUNCTIONS</b>		2 Residential 5169 65.94	94,413,050.00	Foreclosed Property	114,000.00
<b>CAPITAL IMPROVEMENTS</b>		3 Farm 968 13.16	18,834,450.00	Emergencies & Other Deferred Charges	23,318.96
<b>DEBT SERVICE</b>		4a Commercial 264 11.40	16,318,550.00	State Aid Receivable	18,522.54
Principal Payments		4b Industrial 48 4.18	5,984,100.00	Other Receivables	204,906.09
Interest Payments	17,840.00	4c Apartments		Total	1,718,084.21
<b>DEFERRED CHARGES</b>		Total	143,175,810.00	<b>LIABILITIES, RESERVES, AND SURPLUS</b>	
SCHOOL, COUNTY, SPECIAL DISTRICT TAXES	40,533.47	Land Area 62.10 Sq. Miles		Cash Liabilities	397,744.66
RESERVE FOR UNCOLLECTED TAXES	8,191,347.71	Net Valuation Taxable-Municipal	144,906,870.00	Reserves for Receivables	1,230,980.15
EMERGENCY EMPLOYMENT ACT OF 1971	567,409.53	Net Valuation Taxable-County	199,109,631.00	Surplus Dec. 31, 1973	89,359.40
<b>EXPENDITURES</b>		State Equalized Valuation	216,876,614.00	Total	1,718,084.21
<b>TOTAL</b>	10,539,866.86	State Equalization Ratio	66.55		

2112

Population 1970 **2,075**  
 Population 1973 **2,255**  
 S & P Rating  
 Moody Rating

General Tax Rate Per \$100. **3.84**  
 State Equalized Tax Rate **2.59**

**INDEPENDENCE TOWNSHIP — WARREN COUNTY**  
**Form of Government:**  
**Township Committee**  
**Number of Members on Governing Body 3**

PER CAPITA: **125.50** PER CENT: **1.26**  
 Gross Debt  
 Net Debt  
 Debt Service  
 Total Tax Levy **329.28**  
 Municipal Expenditures **108.74**  
 Gross Debt  
 Net Debt  
 Tax Levy Collected  
 Tax Levy Cancelled, Abated or Adjusted **.06**

EXPENDITURES		REVENUES-REALIZED		1973 PROPERTY TAX	
<b>GENERAL GOVERNMENT</b>				<b>STATE EQUALIZED TAX RATE — 1.92</b>	
Governing Body & Public Boards		1973 Property Taxes Collected		Local District School Taxes	537,761.79
Municipal Clerk	1,985.00	1973 Payments in Lieu of Taxes		Regional & Consolidated School Tax	
Financial Administration	3,945.00	Delinquent Tax & Lien Collections		School Taxes in Municipal Budget	
Assessment of Taxes	3,000.00	Business Personalty Replacement Taxes		County Taxes	172,711.96
Collection of Taxes	8,400.00	Taxes from Public Utilities		County Library Taxes	5,705.19
Planning, Housing & Development		Other Miscellaneous Tax Revenues		Local Municipal Purpose Taxes	
Human Resources		State Aid Revenues		Veteran & Senior Citizen Taxes	11,610.00
Elections	18,345.00	Federal Aid Revenues		Total Taxes for Rate Computation	727,788.94
General Administration (other)		State and Local Fiscal Assistance Act Utilized		Special District Taxes	381.94
<b>JUDICIARY</b>	5,200.00	Sale of Acquired Property		Bank Stock Taxes	25,976.20
Municipal Courts		Other Miscellaneous Revenues		Added and Omitted Taxes	742,537.08
<b>PUBLIC SAFETY</b>	5,700.00	Other Revenues, Revenue Sharing Tax Effort		Total Taxes Levied - ABSTRACT	743,852.02
Fire Protection	16,800.00	Total		Total Taxes Billed	681,029.34
Police Protection	150.00	Prior Years Surplus Appropriated		<b>1973 TAXES COLLECTED</b>	481.86
Civil Defense & Disaster Control	2,600.00	<b>REVENUES TOTAL</b>		1973 Taxes Cancelled, Abated or Adjusted	
Environmental Inspection & Control				Transfer to Tax Title Liens or Foreclosed	4,930.56
Other Public Safety				Balance Outstanding Dec. 31, 1973	57,410.26
<b>PUBLIC WORKS</b>	38,586.00	<b>CAPITAL OUTLAY TOTAL</b>		<b>PRIOR YEARS TAXES OUTSTANDING</b>	
Streets and Drainage		Public Enterprises		Balance January 1, 1973	47,198.11
Sewers and Sewage Processing	7,050.00	Recreation—Culture		Collected in 1973	42,370.97
Garbage and Trash Disposal	6,115.00	Public Works		Cancelled, Abated or Adjusted 1973	244.23
Public Buildings and Grounds		Buildings and Grounds		Transfers to Tax Title Liens or Foreclosed	
Other Public Works		Library and Education		Balance December 31, 1973	4,582.91
<b>HEALTH and WELFARE</b>	300.00	Conservation		<b>TAX TITLE LIENS OUTSTANDING</b>	
Health Services Except Environmental	625.00	All Other		Balance January 1, 1973	44,185.19
Welfare-Public Assistance	2,500.00	<b>CAPITAL DEBT AUTHORIZED, DECEMBER 31, 1973</b>		Transfers From Taxes	4,930.56
Hospitals, Clinics, First Aid		<b>ISSUED AND UNISSUED GROSS DEBT</b>		Redeemed in 1973	31,563.78
Animal, Insect, & Rodent Control		School		Cancelled, Abated or Adjusted (1973)	
Other Welfare Services		Self-liquidating		Transfers to Foreclosed Property	
<b>RECREATION and CONSERVATION</b>		Other		Balance December 31, 1973	17,551.97
Beaches and Boardwalks		Total		<b>PROPERTY ACQUIRED BY DEED OR FORECLOSURE</b>	
Parks, Playgrounds, Shade Trees				Balance January 1, 1973	
Land Reclamation & Conservation		<b>ISSUED AND OUTSTANDING</b>		Transfers, From Taxes or Liens	
Other Recreational Services	5,800.00	School		Sale for Cash (1973)	
<b>EDUCATION (excluding schools)</b>		Self-Liquidating		Cancelled, Abated or Adjusted (1973)	
Libraries		Other		Balance December 31, 1973	
Other Educational Services	30,000.00	Total		<b>CURRENT FINANCES DECEMBER 31, 1973</b>	
<b>STATUTORY EXPENDITURES</b>	4,875.00	<b>EQUALIZED VALUATION BASIS FOR NET DEBT COMPUTATION</b>		<b>ASSETS</b>	
Pensions & F. I. C. A.		<b>REAL PROPERTY VALUATIONS</b>		Cash Dec. 31, 1973	444,427.01
Employee Fringe Benefits		Code Class # of Parcels % VAL'N		Taxes Receivable	61,993.17
Other Statutory Expenditures				Tax Title Liens	17,551.97
<b>MUNICIPAL FUNCTIONS</b>	161,976.00			Foreclosed Property	
<b>CAPITAL IMPROVEMENTS</b>	4,679.00			Emergencies & Other Deferred Charges	8,461.49
<b>DEBT SERVICE</b>				State Aid Receivable	843.12
Principal Payments				Other Receivables	5,355.47
Interest Payments				Total	538,632.23
<b>DEFERRED CHARGES</b>	8,823.30			<b>LIABILITIES, RESERVES, AND SURPLUS</b>	
<b>SCHOOL, COUNTY, SPECIAL DISTRICT TAXES</b>	716,178.94			Cash Liabilities	321,694.20
<b>RESERVE FOR UNCOLLECTED TAXES</b>	74,400.00			Reserves for Receivables	84,900.61
<b>EMERGENCY EMPLOYMENT ACT OF 1971</b>				Surplus Dec. 31, 1973	132,037.42
<b>EXPENDITURES TOTAL</b>	961,378.24			Total	538,632.23

1320

Population 1970 1,185  
 Population 1973 1,195  
 S & P Rating  
 Moody Rating

General Tax Rate Per \$100. 2.96  
 State Equalized Tax Rate 2.27

INTERLAKEN BOROUGH — MONMOUTH COUNTY  
 Form of Government:  
 Borough Council  
 Number of Members on Governing Body 6

PER CAPITA:  
 Gross Debt  
 Net Debt  
 Debt Service  
 Total Tax Levy 314.21  
 Municipal Expenditures 189.04

PER CENT:  
 Gross Debt  
 Net Debt  
 Tax Levy Collected 97.82  
 Tax Levy Cancelled, Abated  
 or Adjusted

EXPENDITURES		REVENUES-REALIZED		1973 PROPERTY TAX	
<b>GENERAL GOVERNMENT</b>				<b>STATE EQUALIZED TAX RATE</b> .81	
Governing Body & Public Boards		1973 Property Taxes Collected	367,265.99	Local District School Taxes	103,000.00
Municipal Clerk		1973 Payments in Lieu of Taxes	973.73	Regional & Consolidated School Tax	
Financial Administration	2,700.00	Delinquent Tax & Lien Collections	10,184.28	School Taxes in Municipal Budget	
Assessment of Taxes	1,750.00	Business Personalty Replacement Taxes	14.00	County Taxes	101,757.26
Collection of Taxes	3,075.00	Taxes from Public Utilities	28,498.64	County Library Taxes	3,928.77
Planning, Housing & Development	50.00	Other Miscellaneous Tax Revenues		Local Municipal Purpose Taxes	166,037.81
Human Resources		State Aid Revenues	9,371.55	Veteran & Senior Citizen Taxes	8,790.00
Elections	700.00	Federal Aid Revenues		Total Taxes for Rate Computation	383,513.84
General Administration (other)	21,300.88	State and Local Fiscal Assistance Act Utilized	9,177.00	Special District Taxes	
<b>JUDICIARY</b>		Sale of Acquired Property		Bank Stock Taxes	754.70
Municipal Courts	1,900.00	Other Miscellaneous Revenues	3,476.53	Added and Omitted Taxes	
<b>PUBLIC SAFETY</b>		Other Revenues, Revenue Sharing Tax Effort	808.90	Total Taxes Levied - ABSTRACT	375,478.54
Fire Protection	7,500.00	Total	429,770.62	Total Taxes Billed	375,439.52
Police Protection	48,625.00	Prior Years Surplus Appropriated	20,000.00	<b>1973 TAXES COLLECTED</b>	367,265.99
Civil Defense & Disaster Control	100.00	REVENUES TOTAL	449,770.62	1973 Taxes Cancelled, Abated or Adjusted	
Environmental Inspection & Control	300.00			Transfer to Tax Title Liens or Foreclosed	
Other Public Safety				Balance Outstanding Dec. 31, 1973	8,173.53
<b>PUBLIC WORKS</b>		<b>CAPITAL OUTLAY TOTAL</b>		<b>PRIOR YEARS TAXES OUTSTANDING</b>	
Streets and Drainage	33,074.58	Public Enterprises		Balance January 1, 1973	10,184.28
Sewers and Sewage Processing	16,501.97	Recreation—Culture		Collected in 1973	10,184.28
Garbage and Trash Disposal	24,500.00	Public Works		Cancelled, Abated or Adjusted 1973	
Public Buildings and Grounds	5,000.00	Buildings and Grounds		Transfers to Tax Title Liens or Foreclosed	
Other Public Works		Library and Education		Balance December 31, 1973	
<b>HEALTH and WELFARE</b>		Conservation		<b>TAX TITLE LIENS OUTSTANDING</b>	
Health Services Except Environmental	475.00	All Other		Balance January 1, 1973	
Welfare-Public Assistance	1,125.00			Transfers From Taxes	
Hospitals, Clinics, First Aid	250.00	<b>CAPITAL DEBT AUTHORIZED, DECEMBER 31, 1973</b>		Redeemed in 1973	
Animal, Insect, & Rodent Control		<b>ISSUED AND UNISSUED GROSS DEBT NET DEBT</b>		Cancelled, Abated or Adjusted (1973)	
Other Welfare Services		School		Transfers to Foreclosed Property	
<b>RECREATION and CONSERVATION</b>		Self-liquidating		Balance December 31, 1973	
Beaches and Boardwalks		Other		<b>PROPERTY ACQUIRED BY DEED OR FORECLOSURE</b>	
Parks, Playgrounds, Shade Trees	18,685.00	Total		Balance January 1, 1973	100.00
Land Reclamation & Conservation		<b>ISSUED AND OUTSTANDING</b>		Transfers From Taxes or Liens	
Other Recreational Services		School		Sale for Cash (1973)	
<b>EDUCATION (excluding schools)</b>		Self-Liquidating		Cancelled, Abated or Adjusted (1973)	
Libraries	1,052.45	Other		Balance December 31, 1973	100.00
Other Educational Services		Total		<b>CURRENT FINANCES DECEMBER 31, 1973</b>	
<b>STATUTORY EXPENDITURES</b>		<b>EQUALIZED VALUATION BASIS FOR NET DEBT COMPUTATION</b>	15,491,436.00	<b>ASSETS</b>	
Pensions & F. I. C. A.	11,464.26	<b>REAL PROPERTY VALUATIONS</b>		Cash Dec. 31, 1973	64,574.48
Employee Fringe Benefits		Code Class # of Parcels % VAL'N		Taxes Receivable	8,173.53
Other Statutory Expenditures		1 Vacant Land 22 1.38	179,000.00	Tax Title Liens	
<b>MUNICIPAL FUNCTIONS</b>	200,129.14	2 Residential 374 98.62	12,760,950.00	Foreclosed Property	100.00
<b>CAPITAL IMPROVEMENTS</b>	31,977.00	3 Farm		Emergencies & Other Deferred Charges	3,810.00
<b>DEBT SERVICE</b>		4a Commercial		State Aid Receivable	2,191.58
Principal Payments		4b Industrial		Other Receivables	1,320.00
Interest Payments		4c Apartments		Total	80,169.59
<b>DEFERRED CHARGES</b>	4,441.61	Total 396	12,939,950.00	<b>LIABILITIES, RESERVES, AND SURPLUS</b>	
<b>SCHOOL, COUNTY, SPECIAL DISTRICT TAXES</b>	208,686.03	Land Area .38 Sq. Miles		Cash Liabilities	21,554.90
<b>RESERVE FOR UNCOLLECTED TAXES</b>	21,332.61	Net Valuation Taxable-Municipal	12,998,686.00	Reserves for Receivables	9,593.53
<b>EMERGENCY EMPLOYMENT ACT OF 1971</b>		Net Valuation Taxable-County	15,567,384.00	Surplus Dec. 31, 1973	49,021.16
<b>EXPENDITURES TOTAL</b>	434,589.39	State Equalized Valuation	16,907,629.00	Total	80,169.59
		State Equalization Ratio	76.80		

0709

Population 1970 59,745  
 Population 1973 59,190  
 S & P Rating AA  
 Moody Rating A

General Tax Rate Per \$100. 6.19  
 State Equalized Tax Rate 5.07

## IRVINGTON TOWN — ESSEX COUNTY

Form of Government:

Mayor-Council Plan D (OMCL50)

Number of Members on Governing Body 7

PER CAPITA:

Gross Debt 345.48  
 Net Debt 208.06  
 Debt Service 19.01  
 Total Tax Levy 333.72  
 Municipal Expenditures 213.51

PER CENT:

Gross Debt 5.73  
 Net Debt 3.45  
 Tax Levy Collected 95.79  
 Tax Levy Cancelled, Abated or Adjusted 1.50

EXPENDITURES		REVENUES-REALIZED		1973 PROPERTY TAX	
GENERAL GOVERNMENT				STATE EQUALIZED TAX RATE — 1.98	
Governing Body & Public Boards	99,477.00	1973 Property Taxes Collected 18,941,472.89		Local District School Taxes	7,771,734.50
Municipal Clerk	48,947.00	1973 Payments in Lieu of Taxes 74,368.69		Regional & Consolidated School Tax	
Financial Administration	178,850.00	Delinquent Tax & Lien Collections 446,192.87		School Taxes in Municipal Budget	.07 291,689.75
Assessment of Taxes	48,825.00	Business Personalty Replacement Taxes 556,790.63		County Taxes	1.26 4,950,139.57
Collection of Taxes	85,000.00	Taxes from Public Utilities 725,545.23		County Library Taxes	
Planning, Housing & Development	22,740.00	Other Miscellaneous Tax Revenues		Local Municipal Purpose Taxes	1.69 6,624,518.08
Human Resources	258,052.00	State Aid Revenues 1,107,172.25		Veteran & Senior Citizen Taxes	.06 216,750.00
Elections	8,700.00	Federal Aid Revenues 262,953.07		Total Taxes for Rate Computation	5.06 19,854,831.90
General Administration (other)	424,206.50	State and Local Fiscal Assistance Act Utilized 658,314.59		Special District Taxes	
JUDICIARY		Sale of Acquired Property		Bank Stock Taxes	38,949.77
Municipal Courts	110,657.00	Other Miscellaneous Revenues 928,107.55		Added and Omitted Taxes	75,598.47
PUBLIC SAFETY		Other Revenues, Revenue Sharing Tax Effort 216,108.48		Total Taxes Levied - ABSTRACT	19,752,630.14
Fire Protection	2,184,564.60	Total 23,917,026.25		Total Taxes Billed	19,773,950.21
Police Protection	2,319,487.99	Prior Years Surplus Appropriated 1,600,000.00		1973 TAXES COLLECTED	18,941,472.89
Civil Defense & Disaster Control	24,257.00	REVENUES TOTAL 25,517,026.25		1973 Taxes Cancelled, Abated or Adjusted	295,689.62
Environmental Inspection & Control	471,748.00	CAPITAL OUTLAY TOTAL 801,258.41		Transfer to Tax Title Liens or Foreclosed	79,337.21
Other Public Safety	85,862.00			Balance Outstanding Dec. 31, 1973	457,450.49
PUBLIC WORKS		Public Enterprises 57,262.50		PRIOR YEARS TAXES OUTSTANDING	
Streets and Drainage	1,051,464.00	Recreation—Culture		Balance January 1, 1973	633,830.33
Sewers and Sewage Processing	138,000.00	Public Works		Collected in 1973	438,145.57
Garbage and Trash Disposal		Buildings and Grounds 739,348.41		Cancelled, Abated or Adjusted 1973	1,131.22
Public Buildings and Grounds	402,128.00	Library and Education 4,647.50		Transfers to Tax Title Liens or Foreclosed	25,321.41
Other Public Works	331,422.00	Conservation		Balance December 31, 1973	169,232.13
HEALTH and WELFARE		All Other		TAX TITLE LIENS OUTSTANDING	
Health Services Except Environmental	188,745.00	CAPITAL DEBT AUTHORIZED, DECEMBER 31, 1973		Balance January 1, 1973	150,564.74
Welfare-Public Assistance	75,236.00	ISSUED AND UNISSUED GROSS DEBT NET DEBT		Transfers From Taxes	108,212.10
Hospitals, Clinics, First Aid		School 5,334,000		Redeemed in 1973	8,047.30
Animal, Insect, & Rodent Control	20,155.00	Self-liquidating 15,115,000 12,315,000		Cancelled, Abated or Adjusted (1973)	
Other Welfare Services		Other 20,449,000 12,315,000		Transfers to Foreclosed Property	
RECREATION and CONSERVATION		Total 12,549,000.00		Balance December 31, 1973	250,729.54
Beaches and Boardwalks		ISSUED AND OUTSTANDING		PROPERTY ACQUIRED BY DEED OR FORECLOSURE	
Parks, Playgrounds, Shade Trees	244,279.00	School 5,334,000.00		Balance January 1, 1973	53,500.00
Land Reclamation & Conservation	1,450.00	Self-Liquidating 7,215,000.00		Transfers From Taxes or Liens	
Other Recreational Services	172,721.00	Other 12,549,000.00		Sale for Cash (1973)	
EDUCATION (excluding schools)		Total 357,127,051.00		Cancelled, Abated or Adjusted (1973)	
Libraries	300,000.00	EQUALIZED VALUATION BASIS FOR NET DEBT COMPUTATION		Balance December 31, 1973	53,500.00
Other Educational Services		REAL PROPERTY VALUATIONS		CURRENT FINANCES DECEMBER 31, 1973	
STATUTORY EXPENDITURES		Code Class # of Parcels % VAL'N ASSESSED VALUATION		ASSETS	
Pensions & F. I. C. A.	930,266.37	1 Vacant Land 188 .77 2,374,300.00		Cash Dec. 31, 1973	4,575,014.78
Employee Fringe Benefits	225,000.00	2 Residential 8032 57.80 178,676,600.00		Taxes Receivable	626,682.62
Other Statutory Expenditures		3 Farm 42,245,800.00		Tax Title Liens	250,729.54
MUNICIPAL FUNCTIONS TOTAL 10,452,240.46		4a Commercial 607 13.67 22,690,000.00		Foreclosed Property	53,500.00
CAPITAL IMPROVEMENTS *MEMO* 413,500.00		4b Industrial 197 7.34 63,131,100.00		Emergencies & Other Deferred Charges	3,271.00
DEBT SERVICE		4c Apartments 403 20.42 309,117,800.00		State Aid Receivable	40,045.78
Principal Payments 700,000.00		Total 9427		Other Receivables	115,363.29
Interest Payments 425,412.25		Land Area 2.80 Sq. Miles		Total	5,664,607.01
TYPE I SCHL DEBT *MEMO 734,717.25		Net Valuation Taxable-Municipal 321,026,300.00		LIABILITIES, RESERVES, AND SURPLUS	
DEFERRED CHARGES 15,800.00		Net Valuation Taxable-County 379,357,725.00		Cash Liabilities	1,876,578.91
SCHOOL, COUNTY, SPECIAL DISTRICT TAXES 13,013,563.82		State Equalized Valuation 389,402,277.00		Reserves for Receivables	1,046,275.45
RESERVE FOR UNCOLLECTED TAXES 984,132.10		State Equalization Ratio 81.91		Surplus Dec. 31, 1973	2,741,752.65
EMERGENCY EMPLOYMENT ACT OF 1971 60,000.00				Total	5,664,607.01
EXPENDITURES TOTAL 25,651,148.63					

1971/3000

\* ABOVE DEBT SERVICE INCLUDES TYPE I SCHOOL DEBT

1510

Population 1970 1,400  
 Population 1973 1,430  
 S & P Rating  
 Moody Rating

General Tax Rate Per \$100. 3.89  
 State Equalized Tax Rate 3.25

ISLAND HEIGHTS BOROUGH — OCEAN COUNTY  
 Form of Government:  
 Borough Council  
 Number of Members on Governing Body 6

PER CAPITA:  
 Gross Debt 377.49  
 Net Debt 211.26  
 Debt Service 5.13  
 Total Tax Levy 359.88  
 Municipal Expenditures 163.46  
 PER CENT:  
 Gross Debt 3.99  
 Net Debt 2.23  
 Tax Levy Collected 90.42  
 Tax Levy Cancelled, Abated or Adjusted .03

EXPENDITURES		REVENUES-REALIZED		1973 PROPERTY TAX	
<b>GENERAL GOVERNMENT</b>				STATE EQUALIZED TAX RATE — 1.03	
Governing Body & Public Boards				Local District School Taxes 1.03	
Municipal Clerk				Regional & Consolidated School Tax 1.06	
Financial Administration	2,500.00	1973 Property Taxes Collected 465,527.92		School Taxes in Municipal Budget	
Assessment of Taxes	2,615.00	1973 Payments in Lieu of Taxes 45,515.03		County Taxes .42	
Collection of Taxes	4,750.00	Delinquent Tax & Lien Collections 2,890.00		County Library Taxes .02	
Planning, Housing & Development	1,200.00	Business Personalty Replacement Taxes 24,053.13		Local Municipal Purpose Taxes .64	
Human Resources		Taxes from Public Utilities		Veteran & Senior Citizen Taxes .09	
Elections	500.00	Other Miscellaneous Tax Revenues		Total Taxes for Rate Computation 3.26	
General Administration (other)	33,385.00	State Aid Revenues 7,423.14		Special District Taxes	
<b>JUDICIARY</b>		Federal Aid Revenues 25,730.00		Bank Stock Taxes	
Municipal Courts	2,850.00	State and Local Fiscal Assistance Act Utilized		Added and Omitted Taxes	
<b>PUBLIC SAFETY</b>		Sale of Acquired Property 37,009.07		Total Taxes Levied - ABSTRACT	
Fire Protection	2,300.00	Other Miscellaneous Revenues 5,931.61		Total Taxes Billed	
Police Protection	34,230.00	Other Revenues, Revenue Sharing Tax Effort		1973 TAXES COLLECTED	
Civil Defense & Disaster Control	200.00	Prior Years Surplus Appropriated 31,294.12		1973 Taxes Cancelled, Abated or Adjusted	
Environmental Inspection & Control	5,000.00	REVENUES TOTAL 645,374.02		Transfer to Tax Title Liens or Foreclosed	
Other Public Safety		CAPITAL OUTLAY TOTAL 47,385.51		Balance Outstanding Dec. 31, 1973	
<b>PUBLIC WORKS</b>				<b>PRIOR YEARS TAXES OUTSTANDING</b>	
Streets and Drainage	16,510.00	Public Enterprises		Balance January 1, 1973	
Sewers and Sewage Processing	25,676.00	Recreation—Culture		Collected in 1973	
Garbage and Trash Disposal	5,000.00	Public Works		Cancelled, Abated or Adjusted 1973	
Public Buildings and Grounds		Buildings and Grounds		Transfers to Tax Title Liens or Foreclosed	
Other Public Works		Library and Education		Balance December 31, 1973	
<b>HEALTH and WELFARE</b>		Conservation		TAX TITLE LIENS OUTSTANDING	
Health Services Except Environmental	950.00	All Other		Balance January 1, 1973	
Welfare-Public Assistance	250.00	CAPITAL DEBT AUTHORIZED, DECEMBER 31, 1973		Transfers From Taxes	
Hospitals, Clinics, First Aid	750.00	ISSUED AND UNISSUED GROSS DEBT NET DEBT		Redeemed in 1973	
Animal, Insect, & Rodent Control	3,350.00	School 141,706		Cancelled, Abated or Adjusted (1973)	
Other Welfare Services		Self-liquidating 96,000		Transfers to Foreclosed Property	
<b>RECREATION and CONSERVATION</b>		Other 302,100		Balance December 31, 1973	
Beaches and Boardwalks	10,300.00	Total 539,806		PROPERTY ACQUIRED BY DEED OR	
Parks, Playgrounds, Shade Trees	2,000.00	ISSUED AND OUTSTANDING		FORECLOSURE	
Land Reclamation & Conservation	250.00	School 141,706.11		Balance January 1, 1973	
Other Recreational Services	2,750.00	Self-Liquidating 90,000.00		Transfers From Taxes or Liens	
<b>EDUCATION (excluding schools)</b>		Other 12,000.00		Sale for Cash (1973)	
Libraries	4,350.00	Total 243,706.11		Cancelled, Abated or Adjusted (1973)	
Other Educational Services		EQUALIZED VALUATION BASIS		Balance December 31, 1973	
<b>STATUTORY EXPENDITURES</b>		FOR NET DEBT COMPUTATION 13,525,096.33		<b>CURRENT FINANCES DECEMBER 31, 1973</b>	
Pensions & F. I. C. A.	6,443.00	REAL PROPERTY VALUATIONS		ASSETS	
Employee Fringe Benefits	1,050.00	Code Class # of Parcels % VAL'N		Cash Dec. 31, 1973	
Other Statutory Expenditures		1 Vacant Land 126 4.62		Taxes Receivable	
<b>MUNICIPAL FUNCTIONS</b>		2 Residential 614 84.54		Tax Title Liens	
<b>CAPITAL IMPROVEMENTS</b>		3 Farm		Foreclosed Property	
<b>DEBT SERVICE</b>		4a Commercial 28 10.84		Emergencies & Other Deferred Charges	
Principal Payments	6,500.00	4b Industrial		State Aid Receivable	
Interest Payments	832.50	4c Apartments		Other Receivables	
<b>DEFERRED CHARGES</b>		Total 768		Total	
SCHOOL, COUNTY, SPECIAL DISTRICT TAXES	406,369.41	Land Area .60 Sq. Miles		<b>LIABILITIES, RESERVES, AND SURPLUS</b>	
RESERVE FOR UNCOLLECTED TAXES	50,811.10	Net Valuation Taxable-Municipal		Cash Liabilities	
EMERGENCY EMPLOYMENT ACT OF 1971		Net Valuation Taxable-County		Reserves for Receivables	
<b>EXPENDITURES</b>		State Equalized Valuation		Surplus Dec. 31, 1973	
<b>TOTAL</b>	<b>640,112.01</b>	State Equalization Ratio 83.68		<b>Total</b>	

1511  
 Population 1970 18,795  
 Population 1973 20,285  
 S & P Rating  
 Moody Rating BAA  
 General Tax Rate Per \$100. 5.43  
 State Equalized Tax Rate 3.84

JACKSON TOWNSHIP — OCEAN COUNTY  
 Form of Government:  
 Township Committee  
 Number of Members on Governing Body 5

PER CAPITA: 420.93  
 Gross Debt 79.39  
 Net Debt 8.91  
 Debt Service 363.56  
 Total Tax Levy 163.61  
 Municipal Expenditures  
 PER CENT: 5.56  
 Gross Debt 1.05  
 Net Debt 87.36  
 Tax Levy Collected  
 Tax Levy Cancelled, Abated or Adjusted .17

EXPENDITURES		REVENUES-REALIZED		1973 PROPERTY TAX	
GENERAL GOVERNMENT				STATE EQUALIZED TAX RATE	2.83
Governing Body & Public Boards		1973 Property Taxes Collected	6,442,715.96	Local District School Taxes	5,150,907.00
Municipal Clerk		1973 Payments in Lieu of Taxes		Regional & Consolidated School Tax	
Financial Administration	35,284.00	Delinquent Tax & Lien Collections	901,710.76	School Taxes in Municipal Budget	
Assessment of Taxes	108,855.00	Business Personalty Replacement Taxes	82,648.60	County Taxes	.44 798,369.60
Collection of Taxes	121,523.62	Taxes from Public Utilities	330,851.83	County Library Taxes	.02 36,804.70
Planning, Housing & Development	55,159.09	Other Miscellaneous Tax Revenues		Local Municipal Purpose Taxes	.50 911,445.96
Human Resources	7,400.00	State Aid Revenues	80,227.96	Veteran & Senior Citizen Taxes	.05 92,730.00
Elections	3,650.00	Federal Aid Revenues	34,826.61	Total Taxes for Rate Computation	3.84 6,990,257.26
General Administration (other)	398,227.66	State and Local Fiscal Assistance Act Utilized	368,349.23	Special District Taxes	162,250.00
JUDICIARY		Sale of Acquired Property	139,375.25	Bank Stock Taxes	4,233.49
Municipal Courts	25,620.33	Other Miscellaneous Revenues	293,588.48	Added and Omitted Taxes	310,763.85
PUBLIC SAFETY		Other Revenues, Revenue Sharing Tax Effort	324,830.20	Total Taxes Levied - ABSTRACT	7,374,774.60
Fire Protection		Total	9,349,124.83	Total Taxes Billed	7,374,774.60
Police Protection	609,357.79	Prior Years Surplus Appropriated	708,750.00	1973 TAXES COLLECTED	6,442,715.96
Civil Defense & Disaster Control	4,595.00	REVENUES TOTAL	9,757,874.88	1973 Taxes Cancelled, Abated or Adjusted	12,885.18
Environmental Inspection & Control	35,666.00	CAPITAL OUTLAY TOTAL	697,500.34	Transfer to Tax Title Liens or Foreclosed	
Other Public Safety				Balance Outstanding Dec. 31, 1973	919,173.46
PUBLIC WORKS				PRIOR YEARS TAXES OUTSTANDING	
Streets and Drainage	319,706.00	Public Enterprises		Balance January 1, 1973	822,077.61
Sewers and Sewage Processing		Recreation—Culture		Collected in 1973	774,099.58
Garbage and Trash Disposal	43,188.00	Public Works	204,390.60	Cancelled, Abated or Adjusted 1973	11,216.66
Public Buildings and Grounds	48,081.89	Buildings and Grounds	492,609.74	Transfers to Tax Title Liens or Foreclosed	36,761.37
Other Public Works	87,439.44	Library and Education		Balance December 31, 1973	
HEALTH and WELFARE		Conservation		TAX TITLE LIENS OUTSTANDING	
Health Services Except Environmental	33,598.64	All Other		Balance January 1, 1973	505,794.28
Welfare-Public Assistance	21,663.00	CAPITAL DEBT AUTHORIZED, DECEMBER 31, 1973		Transfers From Taxes	36,761.37
Hospitals, Clinics, First Aid	12,250.00	ISSUED AND UNISSUED		Redeemed in 1973	127,611.18
Animal, Insect, & Rodent Control	34,900.00	School	6,905,698	Cancelled, Abated or Adjusted (1973)	
Other Welfare Services		Self-liquidating		Transfers to Foreclosed Property	
RECREATION and CONSERVATION		Other	1,632,859	Balance December 31, 1973	414,944.47
Beaches and Boardwalks		Total	8,538,557	PROPERTY ACQUIRED BY DEED OR FORECLOSURE	
Parks, Playgrounds, Shade Trees		ISSUED AND OUTSTANDING		Balance January 1, 1973	519,024.16
Land Reclamation & Conservation	1,911.36	School	6,905,000.00	Transfers From Taxes or Liens	
Other Recreational Services	23,405.95	Self-liquidating		Sale for Cash (1973)	139,375.25
EDUCATION (excluding schools)		Other	1,615,000.00	Cancelled, Abated or Adjusted (1973)	
Libraries		Total	8,520,000.00	Balance December 31, 1973	379,648.91
Other Educational Services		EQUALIZED VALUATION BASIS		CURRENT FINANCES DECEMBER 31, 1973	
STATUTORY EXPENDITURES		FOR NET DEBT COMPUTATION	153,566,037.33	ASSETS	
Pensions & F. I. C. A.	107,199.89	REAL PROPERTY VALUATIONS		Cash Dec. 31, 1973	1,687,111.77
Employee Fringe Benefits	36,500.00	Code Class # of Parcels % VAL'N		Taxes Receivable	919,173.46
Other Statutory Expenditures		1 Vacant Land 4607 16.02	20,373,675.00	Tax Title Liens	414,944.47
MUNICIPAL FUNCTIONS TOTAL	2,175,182.66	2 Residential 5004 71.85	91,361,145.00	Foreclosed Property	379,648.91
CAPITAL IMPROVEMENTS *MEMO*	249,162.94	3 Farm 173 2.12	2,700,490.00	Emergencies & Other Deferred Charges	56,607.66
DEBT SERVICE		4a Commercial 147 6.49	8,246,405.00	State Aid Receivable	31,694.23
Principal Payments	82,250.00	4b Industrial 26 .17	213,990.00	Other Receivables	40,952.02
Interest Payments	98,526.00	4c Apartments 8 3.35	4,258,290.00	Total	3,530,132.52
DEFERRED CHARGES	25,159.61	Total 9965	127,153,995.00	LIABILITIES, RESERVES, AND SURPLUS	
SCHOOL, COUNTY, SPECIAL DISTRICT TAXES	6,148,331.30	Land Area 100.30 Sq. Miles		Cash Liabilities	593,586.38
RESERVE FOR UNCOLLECTED TAXES	924,961.81	Net Valuation Taxable-Municipal	128,827,767.00	Reserves for Receivables	1,754,718.86
EMERGENCY EMPLOYMENT ACT OF 1971	12,742.40	Net Valuation Taxable-County	165,162,547.00	Surplus Dec. 31, 1973	1,181,827.28
EXPENDITURES TOTAL	9,467,153.78	State Equalized Valuation	181,168,401.00	Total	3,530,132.52
		State Equalization Ratio	70.84		

1208

Population 1970 4,590  
 Population 1973 4,720  
 S & P Rating  
 Moody Rating

General Tax Rate Per \$100 3.75  
 State Equalized Tax Rate 3.20

## JAMESBURG BOROUGH — MIDDLESEX COUNTY

Form of Government:

Borough Council

Number of Members on Governing Body 6

PER CAPITA:

Gross Debt 110.25  
 Gross Debt 74.23  
 Net Debt 8.86  
 Debt Service 235.64  
 Total Tax Levy 118.64  
 Municipal Expenditures

PER CENT:

Gross Debt 1.81  
 Gross Debt 1.22  
 Net Debt 92.99  
 Tax Levy Collected  
 Tax Levy Cancelled, Abated or Adjusted .05

EXPENDITURES		REVENUES-REALIZED		1973 PROPERTY TAX	
<b>GENERAL GOVERNMENT</b>				<b>STATE EQUALIZED TAX RATE</b>	
Governing Body & Public Boards		1973 Property Taxes Collected	1,034,214.16	Local District School Taxes	2.03 707,332.00
Municipal Clerk		1973 Payments in Lieu of Taxes		Regional & Consolidated School Tax	
Financial Administration	2,000.00	Delinquent Tax & Lien Collections	67,982.06	School Taxes in Municipal Budget	
Assessment of Taxes	4,500.00	Business Personalty Replacement Taxes	26,939.67	County Taxes	.45 157,062.58
Collection of Taxes	4,200.00	Taxes from Public Utilities	64,106.99	County Library Taxes	
Planning, Housing & Development	5,200.00	Other Miscellaneous Tax Revenues		Local Municipal Purpose Taxes	.67 233,148.90
Human Resources		State Aid Revenues	17,734.82	Veteran & Senior Citizen Taxes	.06 20,160.00
Elections	800.00	Federal Aid Revenues		Total Taxes for Rate Computation	3.21 1,117,703.48
General Administration (other)	50,850.00	State and Local Fiscal Assistance Act Utilized	64,574.00	Special District Taxes	
<b>JUDICIARY</b>		Sale of Acquired Property		Bank Stock Taxes	2,466.68
Municipal Courts	3,800.00	Other Miscellaneous Revenues	20,424.52	Added and Omitted Taxes	12,222.83
<b>PUBLIC SAFETY</b>		Other Revenues, Revenue Sharing Tax Effort	13,244.10	Total Taxes Levied - ABSTRACT	1,112,232.99
Fire Protection	21,000.00	Total	1,309,220.32	Total Taxes Billed	1,112,232.99
Police Protection	126,190.00	Prior Years Surplus Appropriated	85,000.00	1973 TAXES COLLECTED	1,034,214.16
Civil Defense & Disaster Control	600.00	REVENUES TOTAL	1,394,220.32	1973 Taxes Cancelled, Abated or Adjusted	550.00
Environmental Inspection & Control	2,000.00			Transfer to Tax Title Liens or Foreclosed	
Other Public Safety				Balance Outstanding Dec. 31, 1973	77,468.83
<b>PUBLIC WORKS</b>		<b>CAPITAL OUTLAY TOTAL</b>		<b>PRIOR YEARS TAXES OUTSTANDING</b>	
Streets and Drainage	43,500.00	Public Enterprises		Balance January 1, 1973	77,405.05
Sewers and Sewage Processing	47,200.00	Recreation—Culture		Collected in 1973	59,351.60
Garbage and Trash Disposal	41,500.00	Public Works		Cancelled, Abated or Adjusted 1973	
Public Buildings and Grounds	8,600.00	Buildings and Grounds		Transfers to Tax Title Liens or Foreclosed	
Other Public Works		Library and Education		Balance December 31, 1973	18,053.45
<b>HEALTH and WELFARE</b>		Conservation		<b>TAX TITLE LIENS OUTSTANDING</b>	
Health Services Except Environmental	3,670.00	All Other		Balance January 1, 1973	20,233.95
Welfare-Public Assistance	1,870.00			Transfers From Taxes	
Hospitals, Clinics, First Aid				Redeemed in 1973	8,630.46
Animal, Insect, & Rodent Control	1,000.00			Cancelled, Abated or Adjusted (1973)	
Other Welfare Services				Transfers to Foreclosed Property	
<b>RECREATION and CONSERVATION</b>				Balance December 31, 1973	11,603.49
Beaches and Boardwalks				<b>PROPERTY ACQUIRED BY DEED OR FORECLOSURE</b>	
Parks, Playgrounds, Shade Trees	3,250.00			Balance January 1, 1973	4,750.00
Land Reclamation & Conservation				Transfers From Taxes or Liens	
Other Recreational Services	15,480.00			Sale for Cash (1973)	
<b>EDUCATION (excluding schools)</b>				Cancelled, Abated or Adjusted (1973)	
Libraries	2,000.00			Balance December 31, 1973	4,750.00
Other Educational Services				<b>CURRENT FINANCES DECEMBER 31, 1973</b>	
<b>STATUTORY EXPENDITURES</b>				<b>ASSETS</b>	
Pensions & F. I. C. A.	15,959.00			Cash Dec. 31, 1973	186,437.70
Employee Fringe Benefits				Taxes Receivable	95,522.28
Other Statutory Expenditures				Tax Title Liens	11,603.49
<b>MUNICIPAL FUNCTIONS</b>				Foreclosed Property	4,750.00
<b>CAPITAL IMPROVEMENTS</b>				Emergencies & Other Deferred Charges	
<b>DEBT SERVICE</b>				State Aid Receivable	200.00
Principal Payments	27,800.00			Other Receivables	329.02
Interest Payments	14,000.00			Total	298,842.49
<b>DEFERRED CHARGES</b>				<b>LIABILITIES, RESERVES, AND SURPLUS</b>	
SCHOOL, COUNTY, SPECIAL DISTRICT TAXES	864,394.58			Cash Liabilities	71,769.94
RESERVE FOR UNCOLLECTED TAXES	104,135.55			Reserves for Receivables	112,204.79
EMERGENCY EMPLOYMENT ACT OF 1971				Surplus Dec. 31, 1973	114,867.76
<b>EXPENDITURES TOTAL</b>	1,424,389.98			Total	298,842.49

1414

Population 1970 14,210  
 Population 1973 15,060  
 S & P Rating BBB  
 Moody Rating BAA

General Tax Rate Per \$100. 5.75  
 State Equalized Tax Rate 3.10

JEFFERSON TOWNSHIP — MORRIS COUNTY  
 Form of Government:  
 Mayor-Council Plan E (OMCL50)  
 Number of Members on Governing Body 5

PER CAPITA: 511.02  
 Gross Debt 56.44  
 Net Debt 5.50  
 Debt Service 384.03  
 Total Tax Levy 163.87  
 Municipal Expenditures

PER CENT: 4.85  
 Gross Debt .54  
 Net Debt 94.07  
 Tax Levy Collected  
 Tax Levy Cancelled, Abated or Adjusted .29

EXPENDITURES		REVENUES-REALIZED		1973 PROPERTY TAX	
GENERAL GOVERNMENT		1973 Property Taxes Collected		STATE EQUALIZED TAX RATE	
Governing Body & Public Boards	45,025.00	5,439,187.69		Local District School Taxes	2.24 4,160,384.00
Municipal Clerk		276,524.65		Regional & Consolidated School Tax	
Financial Administration	96,909.00	40,722.66		School Taxes in Municipal Budget	
Assessment of Taxes	24,660.00	512,342.00		County Taxes	.37 696,618.44
Collection of Taxes	37,037.00	61,836.25		County Library Taxes	.02 42,482.46
Planning, Housing & Development	47,020.00	16,246.17		Local Municipal Purpose Taxes	.43 791,225.46
Human Resources	5,200.00	220,419.00		Veteran & Senior Citizen Taxes	.04 80,300.00
Elections		3,150.00		Total Taxes for Rate Computation	3.10 5,771,010.36
General Administration (other)	158,350.00	160,731.21		Special District Taxes	4,350.00
JUDICIARY		114,468.15		Bank Stock Taxes	4,292.67
Municipal Courts	24,564.00	6,845,627.78		Added and Omitted Taxes	84,069.35
PUBLIC SAFETY		7,412,627.78		Total Taxes Levied - ABSTRACT	5,783,422.38
Fire Protection	39,185.00	CAPITAL OUTLAY TOTAL		Total Taxes Billed	5,782,212.46
Police Protection	442,171.00	626,348.77		1973 TAXES COLLECTED	5,439,187.69
Civil Defense & Disaster Control	5,580.00	Public Enterprises		1973 Taxes Cancelled, Abated or Adjusted	16,626.74
Environmental Inspection & Control	29,212.00	Recreation—Culture		Transfer to Tax Title Liens or Foreclosed	67,492.45
Other Public Safety		350.98		Balance Outstanding Dec. 31, 1973	258,905.58
PUBLIC WORKS		625,997.79		PRIOR YEARS TAXES OUTSTANDING	
Streets and Drainage	550,394.00	ISSUED AND UNISSUED GROSS DEBT NET DEBT		Balance January 1, 1973	285,579.94
Sewers and Sewage Processing	1,000.00	School 6,846,000		Collected in 1973	257,278.00
Garbage and Trash Disposal	129,575.00	Self-liquidating 850,000		Cancelled, Abated or Adjusted 1973	8,068.05
Public Buildings and Grounds	27,050.00	Other 7,696,000		Transfers to Tax Title Liens or Foreclosed	24,200.77
Other Public Works		Total 7,696,000		Balance December 31, 1973	33.12
HEALTH and WELFARE		ISSUED AND OUTSTANDING		TAX TITLE LIENS OUTSTANDING	
Health Services Except Environmental	72,637.00	School 6,846,000.00		Balance January 1, 1973	81,741.83
Welfare—Public Assistance	10,755.00	Self-liquidating 850,000.00		Transfers From Taxes	94,902.47
Hospitals, Clinics, First Aid		Other 7,696,000.00		Redeemed in 1973	19,246.65
Animal, Insect, & Rodent Control	8,432.00	Total 7,696,000.00		Cancelled, Abated or Adjusted (1973)	38.41
Other Welfare Services		EQUALIZED VALUATION BASIS		Transfers to Foreclosed Property	
RECREATION and CONSERVATION		FOR NET DEBT COMPUTATION		Balance December 31, 1973	157,359.24
Beaches and Boardwalks		REAL PROPERTY VALUATIONS		PROPERTY ACQUIRED BY DEED OR FORECLOSURE	
Parks, Playgrounds, Shade Trees	1,150.00	Code Class # of Parcels % VAL'N ASSESSED VALUATION		Balance January 1, 1973	14,650.00
Land Reclamation & Conservation	46,103.00	1 Vacant Land 2564 10.31 10,180,580.00		Transfers From Taxes or Liens	
Other Recreational Services		2 Residential 5311 80.74 79,733,840.00		Sale for Cash (1973)	3,150.00
EDUCATION (excluding schools)		3 Farm 2 .03 26,900.00		Cancelled, Abated or Adjusted (1973)	
Libraries	6,200.00	4a Commercial 163 7.89 7,787,410.00		Balance December 31, 1973	11,500.00
Other Educational Services	100.00	4b Industrial 8 .40 456,300.00		CURRENT FINANCES DECEMBER 31, 1973	
STATUTORY EXPENDITURES		4c Apartments 6 .58 569,100.00		ASSETS	
Pensions & F. I. C. A.	82,618.00	Total 8054 98,754,130.00		Cash Dec. 31, 1973	1,117,211.36
Employee Fringe Benefits		Land Area 41.20 Sq. Miles		Taxes Receivable	258,938.70
Other Statutory Expenditures		Net Valuation Taxable-Municipal		Tax Title Liens	157,359.24
MUNICIPAL FUNCTIONS TOTAL	1,891,627.00	100,369,622.00		Foreclosed Property	11,500.00
CAPITAL IMPROVEMENTS *MEMO*		166,112,720.00		Emergencies & Other Deferred Charges	98,200.00
DEBT SERVICE		184,562,059.00		State Aid Receivable	135,266.80
Principal Payments	35,000.00	53.98		Other Receivables	18,924.90
Interest Payments	47,790.00			Total	1,797,401.00
DEFERRED CHARGES	14.83			LIABILITIES, RESERVES, AND SURPLUS	
SCHOOL, COUNTY, SPECIAL DISTRICT TAXES	4,903,834.90			Cash Liabilities	453,596.27
RESERVE FOR UNCOLLECTED TAXES	473,382.38			Reserves for Receivables	446,722.84
EMERGENCY EMPLOYMENT ACT OF 1971	20,006.50			Surplus Dec. 31, 1973	857,081.89
EXPENDITURES TOTAL	7,371,655.61			Total	1,797,401.00

0906

Population 1970 260,895  
 Population 1973 261,105  
 S & P Rating BBB  
 Moody Rating BAA

General Tax Rate Per \$100. 8.02  
 State Equalized Tax Rate 5.95

JERSEY CITY — HUDSON COUNTY  
 Form of Government:  
 Mayor-Council Plan C (OMCL50)  
 Number of Members on Governing Body 9

PER CAPITA: 531.43  
 Gross Debt 181.00  
 Net Debt 30.14  
 Debt Service 248.24  
 Total Tax Levy 289.43  
 Municipal Expenditures

PER CENT: 12.93  
 Gross Debt 4.40  
 Net Debt 90.59  
 Tax Levy Collected  
 Tax Levy Cancelled, Abated or Adjusted .62

EXPENDITURES		REVENUES-REALIZED		1973 PROPERTY TAX	
<b>GENERAL GOVERNMENT</b>				<b>STATE EQUALIZED TAX RATE</b> 2.58	
Governing Body & Public Boards	313,823.00	1973 Property Taxes Collected	58,719,362.02	Local District School Taxes	28,277,599.00
Municipal Clerk	143,794.00	1973 Payments in Lieu of Taxes	156,475.22	Regional & Consolidated School Tax	2,644,726.67
Financial Administration	412,831.00	Delinquent Tax & Lien Collections	4,669,416.66	School Taxes in Municipal Budget	.24
Assessment of Taxes	185,449.80	Business Personality Replacement Taxes	6,015,465.56	County Taxes	13,745,311.01
Collection of Taxes	265,330.00	Taxes from Public Utilities	9,987,477.02	County Library Taxes	
Planning, Housing & Development	1,263,201.00	Other Miscellaneous Tax Revenues	38,847.45	Local Municipal Purpose Taxes	19,883,328.72
Human Resources	1,062,746.00	State Aid Revenues	12,503,149.22	Veteran & Senior Citizen Taxes	.06
Elections	183,500.00	Federal Aid Revenues	2,730,272.14	Total Taxes for Rate Computation	65,162,745.40
General Administration (other)	2,127,957.00	State and Local Fiscal Assistance Act Utilized	8,056,686.00	Special District Taxes	
<b>JUDICIARY</b>		Sale of Acquired Property	434,400.00	Bank Stock Taxes	152,019.42
Municipal Courts	498,391.00	Other Miscellaneous Revenues	5,969,603.98	Added and Omitted Taxes	113,411.29
<b>PUBLIC SAFETY</b>		Other Revenues, Revenue Sharing Tax Effort	1,521,731.72	Total Taxes Levied - ABSTRACT	64,816,396.11
Fire Protection	11,349,834.00	Total	110,802,886.99	Total Taxes Billed	58,719,362.02
Police Protection	15,485,051.00	Prior Years Surplus Appropriated	4,250,000.00	1973 TAXES COLLECTED	
Civil Defense & Disaster Control	8,975.00	REVENUES TOTAL	115,052,886.99	1973 Taxes Cancelled, Abated or Adjusted	403,088.11
Environmental Inspection & Control	267,793.00	CAPITAL OUTLAY TOTAL	9,063,024.85	Transfer to Tax Title Liens or Foreclosed	1,330,250.00
Other Public Safety	149,742.00			Balance Outstanding Dec. 31, 1973	4,363,695.98
<b>PUBLIC WORKS</b>				<b>PRIOR YEARS TAXES OUTSTANDING</b>	
Streets and Drainage	5,839,600.00	Public Enterprises	1,116,002.96	Balance January 1, 1973	7,694,861.77
Sewers and Sewage Processing		Recreation—Culture	539,428.54	Collected in 1973	3,896,833.17
Garbage and Trash Disposal	780,094.00	Public Works	1,886,620.21	Cancelled, Abated or Adjusted 1973	312,375.75
Public Buildings and Grounds	3,611,282.00	Buildings and Grounds	3,885,945.79	Transfers to Tax Title Liens or Foreclosed	350,730.00
Other Public Works		Library and Education	1,635,027.35	Balance December 31, 1973	3,334,922.85
<b>HEALTH and WELFARE</b>		Conservation		<b>TAX TITLE LIENS OUTSTANDING</b>	
Health Services Except Environmental	1,928,473.00	All Other		Balance January 1, 1973	10,960,617.71
Welfare—Public Assistance	910,918.00			Transfers From Taxes	1,813,380.00
Hospitals, Clinics, First Aid	1,575,547.00			Redeemed in 1973	772,583.49
Animal, Insect, & Rodent Control	166,291.00			Cancelled, Abated or Adjusted (1973)	
Other Welfare Services				Transfers to Foreclosed Property	
<b>RECREATION and CONSERVATION</b>				Balance December 31, 1973	12,001,414.22
Beaches and Boardwalks				<b>PROPERTY ACQUIRED BY DEED OR FORECLOSURE</b>	
Parks, Playgrounds, Shade Trees	982,522.00			Balance January 1, 1973	11,326,192.00
Land Reclamation & Conservation				Transfers From Taxes or Liens	
Other Recreational Services	9,000.00			Sale for Cash (1973)	
<b>EDUCATION (excluding schools)</b>				Cancelled, Abated or Adjusted (1973)	
Libraries	1,212,312.00			Balance December 31, 1973	11,326,192.00
Other Educational Services				<b>CURRENT FINANCES DECEMBER 31, 1973</b>	
<b>STATUTORY EXPENDITURES</b>				<b>ASSETS</b>	
Pensions & F. I. C. A.	5,074,870.00			Cash Dec. 31, 1973	13,189,765.34
Employee Fringe Benefits	1,686,588.00			Taxes Receivable	7,698,618.83
Other Statutory Expenditures				Tax Title Liens	12,001,414.22
<b>MUNICIPAL FUNCTIONS</b>				Foreclosed Property	11,326,192.00
CAPITAL IMPROVEMENTS *MEMO*	411,500.00			Emergencies & Other Deferred Charges	198,433.80
<b>DEBT SERVICE</b>				State Aid Receivable	1,212,276.33
Principal Payments	3,671,800.00			Other Receivables	4,162,990.44
Interest Payments	4,198,217.00			Total	49,789,690.96
<b>TYPE I SCHL DEBT *MEMO</b>				<b>LIABILITIES, RESERVES, AND SURPLUS</b>	
DEFERRED CHARGES	900,594.53			Cash Liabilities	10,479,425.95
SCHOOL, COUNTY, SPECIAL DISTRICT TAXES	44,667,636.68			Reserves for Receivables	35,189,215.49
RESERVE FOR UNCOLLECTED TAXES	6,512,622.00			Surplus Dec. 31, 1973	4,121,049.52
EMERGENCY EMPLOYMENT ACT OF 1971	2,791,858.71			Total	49,789,690.96
<b>EXPENDITURES TOTAL</b>	120,238,643.72				

1971/3000

\* ABOVE DEBT SERVICE INCLUDES TYPE I SCHOOL DEBT

1321

Population 1970 9,745  
 Population 1973 10,125  
 S & P Rating BB  
 Moody Rating BA

General Tax Rate Per \$100. 5.40  
 State Equalized Tax Rate 4.20

## KEANSBURG BOROUGH — MONMOUTH COUNTY

Form of Government:  
 Council-Manager (1923)  
 Number of Members on Governing Body 3

PER CAPITA:  
 Gross Debt 407.64  
 Net Debt 129.95  
 Debt Service 16.78  
 Total Tax Levy 240.69  
 Municipal Expenditures 191.84

PER CENT:  
 Gross Debt 7.72  
 Net Debt 2.46  
 Tax Levy Collected 85.22  
 Tax Levy Cancelled, Abated or Adjusted

EXPENDITURES		REVENUES-REALIZED		1973 PROPERTY TAX	
GENERAL GOVERNMENT		1973 Property Taxes Collected		STATE EQUALIZED TAX RATE — 2.05	
Governing Body & Public Boards		1973 Payments in Lieu of Taxes	2,076,948.95	Local District School Taxes	1,198,943.00
Municipal Clerk	15,582.73	Delinquent Tax & Lien Collections	33,999.58	Regional & Consolidated School Tax	
Financial Administration	7,419.00	Business Personalty Replacement Taxes	338,438.14	School Taxes in Municipal Budget	
Assessment of Taxes	27,833.09	Taxes from Public Utilities	47,924.66	County Taxes	361,957.47
Collection of Taxes	6,911.00	Other Miscellaneous Tax Revenues	121,673.88	County Library Taxes	13,975.24
Planning, Housing & Development	12,959.00	State Aid Revenues	73,628.36	Local Municipal Purpose Taxes	828,650.06
Human Resources	3,782.92	Federal Aid Revenues	67,693.97	Veteran & Senior Citizen Taxes	48,660.00
Elections	159,615.73	State and Local Fiscal Assistance Act Utilized	280,714.00	Total Taxes for Rate Computation	2,452,185.77
General Administration (other)		Sale of Acquired Property		Special District Taxes	5,233.32
JUDICIARY	33,410.03	Other Miscellaneous Revenues	107,651.14	Bank Stock Taxes	28,267.22
Municipal Courts		Other Revenues, Revenue Sharing Tax Effort	93,365.37	Added and Omitted Taxes	2,437,026.31
PUBLIC SAFETY		Prior Years Surplus Appropriated	75,000.00	Total Taxes Levied - ABSTRACT	2,437,026.31
Fire Protection	34,302.00	REVENUES TOTAL	3,317,038.05	Total Taxes Billed	2,076,548.95
Police Protection	297,679.72	CAPITAL OUTLAY TOTAL	53,928.81	1973 TAXES COLLECTED	
Civil Defense & Disaster Control	500.00	Public Enterprises		1973 Taxes Cancelled, Abated or Adjusted	
Environmental Inspection & Control	12,508.44	Recreation—Culture		Transfer to Tax Title Liens or Foreclosed	
Other Public Safety		Public Works	53,928.81	Balance Outstanding Dec. 31, 1973	360,077.36
PUBLIC WORKS		Buildings and Grounds		PRIOR YEARS TAXES OUTSTANDING	
Streets and Drainage	157,547.59	Library and Education		Balance January 1, 1973	350,862.95
Sewers and Sewage Processing	107,992.00	Conservation		Collected in 1973	297,217.02
Garbage and Trash Disposal	28,099.65	All Other		Cancelled, Abated or Adjusted 1973	
Public Buildings and Grounds		CAPITAL DEBT AUTHORIZED, DECEMBER 31, 1973		Transfers to Tax Title Liens or Foreclosed	
Other Public Works		ISSUED AND UNISSUED GROSS DEBT NET DEBT		Balance December 31, 1973	53,645.93
HEALTH and WELFARE		School 2,081,000		TAX TITLE LIENS OUTSTANDING	
Health Services Except Environmental	20,613.18	Self-liquidating 885,000	367,368	Balance January 1, 1973	156,268.83
Welfare—Public Assistance	11,743.00	Other 1,161,325	948,325	Transfers From Taxes	
Hospitals, Clinics, First Aid		Total 4,127,325	1,315,693	Redeemed in 1973	41,221.12
Animal, Insect, & Rodent Control	64,641.50	ISSUED AND OUTSTANDING		Cancelled, Abated or Adjusted (1973)	
Other Welfare Services		School 2,081,000.00		Transfers to Foreclosed Property	
RECREATION and CONSERVATION		Self-Liquidating 885,000.00		Balance December 31, 1973	115,047.71
Beaches and Boardwalks	60,708.00	Other 1,131,700.00		PROPERTY ACQUIRED BY DEED OR	
Parks, Playgrounds, Shade Trees		Total 4,097,700.00		FORECLOSURE	
Land Reclamation & Conservation	7,258.00	EQUALIZED VALUATION BASIS		Balance January 1, 1973	36,139.00
Other Recreational Services		FOR NET DEBT COMPUTATION	53,493,784.00	Transfers From Taxes or Liens	
EDUCATION (excluding schools)		REAL PROPERTY VALUATIONS		Sale for Cash (1973)	
Libraries	1,574.00	Code Class # of Parcels % VAL'N		Cancelled, Abated or Adjusted (1973)	
Other Educational Services		1 Vacant Land 379 2.63	1,182,600.00	Balance December 31, 1973	36,139.00
STATUTORY EXPENDITURES		2 Residential 2373 67.56	30,434,100.00	CURRENT FINANCES DECEMBER 31, 1973	
Pensions & F. I. C. A.	59,594.00	3 Farm		ASSETS	
Employee Fringe Benefits	32,623.00	4a Commercial 163 10.98	4,948,300.00	Cash Dec. 31, 1973	495,599.22
Other Statutory Expenditures		4b Industrial 4 .42	189,100.00	Taxes Receivable	413,723.29
MUNICIPAL FUNCTIONS TOTAL	1,165,297.58	4c Apartments 431 18.41	8,295,800.00	Tax Title Liens	115,047.71
CAPITAL IMPROVEMENTS *MEMO*	106,700.00	Total 3350	45,049,900.00	Foreclosed Property	36,139.00
DEBT SERVICE		Land Area .95 Sq. Miles		Emergencies & Other Deferred Charges	33,728.27
Principal Payments	99,000.00	Net Valuation Taxable-Municipal	45,433,205.00	State Aid Receivable	38,802.86
Interest Payments	70,912.50	Net Valuation Taxable-County	55,414,974.00	Other Receivables	11,634.75
DEFERRED CHARGES	169,121.37	State Equalized Valuation	58,303,639.00	Total	1,144,675.10
SCHOOL, COUNTY, SPECIAL DISTRICT TAXES	1,574,875.71	State Equalization Ratio	77.78	LIABILITIES, RESERVES, AND SURPLUS	
RESERVE FOR UNCOLLECTED TAXES	374,056.90			Cash Liabilities	340,501.46
EMERGENCY EMPLOYMENT ACT OF 1971	63,998.92			Reserves for Receivables	576,544.75
EXPENDITURES TOTAL	3,517,262.98			Surplus Dec. 31, 1973	227,628.89
				Total	1,144,675.10

0907

Population 1970 37,625  
 Population 1973 38,085  
 S & P Rating A  
 Moody Rating AA

General Tax Rate Per \$100. 4.04  
 State Equalized Tax Rate 2.63

## KEARNY TOWN — HUDSON COUNTY

Form of Government:

Town Council

Number of Members on Governing Body 9

PER CAPITA:

Gross Debt 406.10  
 Net Debt 156.26  
 Debt Service 39.13  
 Total Tax Levy 365.90  
 Municipal Expenditures 286.85

PER CENT:

Gross Debt 3.28  
 Net Debt 1.26  
 Tax Levy Collected 95.71  
 Tax Levy Cancelled, Abated or Adjusted

EXPENDITURES		REVENUES-REALIZED		1973 PROPERTY TAX	
GENERAL GOVERNMENT				STATE EQUALIZED TAX RATE 1.20	
Governing Body & Public Boards		1973 Property Taxes Collected	13,414,183.44	Local District School Taxes	6,374,479.00
Municipal Clerk		1973 Payments in Lieu of Taxes		Regional & Consolidated School Tax	
Financial Administration	84,213.00	Delinquent Tax & Lien Collections	223,237.07	School Taxes in Municipal Budget	.15 807,169.88
Assessment of Taxes	46,797.00	Business Personalty Replacement Taxes	1,915,354.96	County Taxes	1.12 5,993,893.30
Collection of Taxes	76,220.00	Taxes from Public Utilities	4,381,936.63	County Library Taxes	
Planning, Housing & Development	39,024.50	Other Miscellaneous Tax Revenues	16,948.00	Local Municipal Purpose Taxes	.13 671,603.20
Human Resources	4,300.00	State Aid Revenues	341,082.48	Veteran & Senior Citizen Taxes	.03 167,250.00
Elections	10,340.00	Federal Aid Revenues	106,120.75	Total Taxes for Rate Computation	2.63 14,014,395.38
General Administration (other)	374,239.00	State and Local Fiscal Assistance Act Utilized	805,055.14	Special District Taxes	
JUDICIARY		Sale of Acquired Property		Bank Stock Taxes	12,778.67
Municipal Courts	45,490.00	Other Miscellaneous Revenues	832,326.51	Added and Omitted Taxes	75,436.54
PUBLIC SAFETY		Other Revenues, Revenue Sharing Tax Effort	118,326.50	Total Taxes Levied - ABSTRACT	13,935,360.59
Fire Protection	2,134,350.00	Total	22,154,571.48	Total Taxes Billed	14,015,655.05
Police Protection	1,978,811.39	Prior Years Surplus Appropriated	1,000,000.00	1973 TAXES COLLECTED	13,414,183.44
Civil Defense & Disaster Control	4,860.00	REVENUES TOTAL	23,154,571.48	1973 Taxes Cancelled, Abated or Adjusted	
Environmental Inspection & Control	62,839.00	CAPITAL OUTLAY TOTAL	2,727,116.74	Transfer to Tax Title Liens or Foreclosed	
Other Public Safety	28,460.00			Balance Outstanding Dec. 31, 1973	601,471.61
PUBLIC WORKS				PRIOR YEARS TAXES OUTSTANDING	
Streets and Drainage	355,402.00	Public Enterprises	156,185.16	Balance January 1, 1973	1,169,059.06
Sewers and Sewage Processing	570,064.22	Recreation—Culture		Collected in 1973	223,237.07
Garbage and Trash Disposal	359,040.00	Public Works	377,142.58	Cancelled, Abated or Adjusted 1973	
Public Buildings and Grounds	69,470.00	Buildings and Grounds	30,000.00	Transfers to Tax Title Liens or Foreclosed	
Other Public Works	71,205.00	Library and Education	2,163,789.00	Balance December 31, 1973	945,821.99
HEALTH and WELFARE		Conservation		TAX TITLE LIENS OUTSTANDING	
Health Services Except Environmental	181,384.52	All Other		Balance January 1, 1973	23,321.76
Welfare-Public Assistance	53,914.63	CAPITAL DEBT AUTHORIZED, DECEMBER 31, 1973		Transfers From Taxes	
Hospitals, Clinics, First Aid	29,000.00	ISSUED AND UNISSUED GROSS DEBT		Redeemed in 1973	
Animal, Insect, & Rodent Control		School 8,371,750		Cancelled, Abated or Adjusted (1973)	
Other Welfare Services	3,000.00	Self-liquidating 990,924		Transfers to Foreclosed Property	
RECREATION and CONSERVATION		Other 6,103,622	5,951,238	Balance December 31, 1973	23,321.76
Beaches and Boardwalks		Total 15,466,296	5,951,238	PROPERTY ACQUIRED BY DEED OR	
Parks, Playgrounds, Shade Trees	210,026.00			FORECLOSURE	
Land Reclamation & Conservation	1,500.00	ISSUED AND OUTSTANDING		Balance January 1, 1973	936,082.00
Other Recreational Services	216,668.00	School 8,121,000.00		Transfers From Taxes or Liens	
EDUCATION (excluding schools)		Self-Liquidating 695,000.00		Sale for Cash (1973)	
Libraries	147,600.00	Other 4,488,000.00		Cancelled, Abated or Adjusted (1973)	
Other Educational Services		Total 13,304,000.00		Balance December 31, 1973	936,082.00
STATUTORY EXPENDITURES		EQUALIZED VALUATION BASIS		CURRENT FINANCES DECEMBER 31, 1973	
Pensions & F. I. C. A.	869,515.00	FOR NET DEBT COMPUTATION	471,860,782.00	ASSETS	
Employee Fringe Benefits	234,495.00	REAL PROPERTY VALUATIONS		Cash Dec. 31, 1973	1,847,293.66
Other Statutory Expenditures		Code Class # of Parcels % VAL'N.		Taxes Receivable	1,547,293.60
MUNICIPAL FUNCTIONS TOTAL	8,302,228.26	1 Vacant Land 443 2.31	7,873,000.00	Tax Title Liens	23,321.76
CAPITAL IMPROVEMENTS *MEMO*	129,510.50	2 Residential 6676 41.34	141,100,900.00	Foreclosed Property	936,082.00
DEBT SERVICE		3 Farm		Emergencies & Other Deferred Charges	98,216.77
Principal Payments	945,000.00	4a Commercial 601 13.58	46,336,300.00	State Aid Receivable	100,557.64
Interest Payments	545,098.25	4b Industrial 217 40.12	136,942,700.00	Other Receivables	429,511.92
TYPE I SCHL DEBT *MEMO	825,215.25	4c Apartments 102 2.65	9,044,300.00	Total	4,982,277.35
DEFERRED CHARGES	183,335.26	Total 8039	341,297,200.00	LIABILITIES, RESERVES, AND SURPLUS	
SCHOOL, COUNTY, SPECIAL DISTRICT TAXES	13,175,542.18	Land Area 9.30 Sq. Miles		Cash Liabilities	1,483,914.26
RESERVE FOR UNCOLLECTED TAXES	836,559.76	Net Valuation Taxable-Municipal	347,285,997.00	Reserves for Receivables	2,936,209.28
EMERGENCY EMPLOYMENT ACT OF 1971	112,300.43	Net Valuation Taxable-County	521,969,334.00	Surplus Dec. 31, 1973	562,153.81
EXPENDITURES TOTAL	24,100,064.14	State Equalized Valuation	537,040,395.00	Total	4,982,277.35
		State Equalization Ratio	65.11		

1971/3000

\* ABOVE DEBT SERVICE INCLUDES TYPE I SCHOOL DEBT

2008

Population 1970 9,175  
 Population 1973 9,335  
 S & P Rating  
 Moody Rating

General Tax Rate Per \$100. 3.92  
 State Equalized Tax Rate 2.34

KENILWORTH BOROUGH — UNION COUNTY  
 Form of Government:  
 Borough Council  
 Number of Members on Governing Body 6

PER CAPITA: 232.14  
 Gross Debt 30.80  
 Net Debt 4.30  
 Debt Service 341.14  
 Total Tax Levy 133.80  
 Municipal Expenditures

PER CENT: 1.72  
 Gross Debt .23  
 Net Debt 97.65  
 Tax Levy Collected  
 Tax Levy Cancelled, Abated or Adjusted .07

EXPENDITURES		REVENUES-REALIZED		1973 PROPERTY TAX	
<b>GENERAL GOVERNMENT</b>				<b>STATE EQUALIZED TAX RATE</b>	
Governing Body & Public Boards		1973 Property Taxes Collected	3,117,239.21	Local District School Taxes .72	991,352.85
Municipal Clerk		1973 Payments in Lieu of Taxes	45,237.24	Regional & Consolidated School Tax .86	1,188,026.56
Financial Administration	12,750.00	Delinquent Tax & Lien Collections	380,677.25	School Taxes in Municipal Budget	
Assessment of Taxes	32,162.00	Business Personalty Replacement Taxes	231,570.06	County Taxes .51	704,396.43
Collection of Taxes	2,165.00	Taxes from Public Utilities		County Library Taxes	
Planning, Housing & Development		Other Miscellaneous Tax Revenues	36,718.17	Local Municipal Purpose Taxes .20	278,749.50
Human Resources		State Aid Revenues	77,798.00	Veteran & Senior Citizen Taxes .04	61,820.00
Elections	86,295.00	Federal Aid Revenues		Total Taxes for Rate Computation 2.33	3,224,345.34
General Administration (other)		State and Local Fiscal Assistance Act Utilized	104,572.63	Special District Taxes	
<b>JUDICIARY</b>		Sale of Acquired Property	39,256.27	Bank Stock Taxes	6,813.91
Municipal Courts	6,504.00	Other Miscellaneous Revenues	4,033,068.83	Added and Omitted Taxes	15,234.05
<b>PUBLIC SAFETY</b>		Other Revenues, Revenue Sharing Tax Effort	325,000.00	Total Taxes Levied - ABSTRACT	3,184,573.30
Fire Protection	61,945.00	Total	4,358,068.83	Total Taxes Billed	3,192,395.64
Police Protection	336,901.00	Prior Years Surplus Appropriated	216,439.26	1973 TAXES COLLECTED	3,117,239.21
Civil Defense & Disaster Control	5,095.00	REVENUES TOTAL		1973 Taxes Cancelled, Abated or Adjusted	2,130.44
Environmental Inspection & Control	2,540.00	CAPITAL OUTLAY TOTAL		Transfer to Tax Title Liens or Foreclosed	282.24
Other Public Safety				Balance Outstanding Dec. 31, 1973	72,743.75
<b>PUBLIC WORKS</b>				<b>PRIOR YEARS TAXES OUTSTANDING</b>	
Streets and Drainage	145,435.00	Public Enterprises		Balance January 1, 1973	46,634.07
Sewers and Sewage Processing	82,725.00	Recreation—Culture		Collected in 1973	45,237.24
Garbage and Trash Disposal	72,200.00	Public Works	207,335.64	Cancelled, Abated or Adjusted 1973	
Public Buildings and Grounds	17,200.00	Buildings and Grounds	9,103.62	Transfers to Tax Title Liens or Foreclosed	
Other Public Works	28,289.00	Library and Education		Balance December 31, 1973	1,396.83
<b>HEALTH and WELFARE</b>		Conservation		<b>TAX TITLE LIENS OUTSTANDING</b>	
Health Services Except Environmental	26,140.00	All Other		Balance January 1, 1973	2,778.92
Welfare-Public Assistance	1,700.00			Transfers From Taxes	282.24
Hospitals, Clinics, First Aid				Redeemed in 1973	
Animal, Insect, & Rodent Control	2,600.00			Cancelled, Abated or Adjusted (1973)	
Other Welfare Services				Transfers to Foreclosed Property	
<b>RECREATION and CONSERVATION</b>				Balance December 31, 1973	3,061.16
Beaches and Boardwalks				<b>PROPERTY ACQUIRED BY DEED OR FORECLOSURE</b>	
Parks, Playgrounds, Shade Trees	16,700.00			Balance January 1, 1973	25,600.00
Land Reclamation & Conservation				Transfers From Taxes or Liens	
Other Recreational Services	125.00			Sale for Cash (1973)	
<b>EDUCATION (excluding schools)</b>				Cancelled, Abated or Adjusted (1973)	
Libraries	16,600.00			Balance December 31, 1973	25,600.00
Other Educational Services				<b>CURRENT FINANCES DECEMBER 31, 1973</b>	
<b>STATUTORY EXPENDITURES</b>				<b>ASSETS</b>	
Pensions & F. I. C. A.	70,400.00			Cash Dec. 31, 1973	1,525,165.88
Employee Fringe Benefits	26,250.00			Taxes Receivable	74,140.58
Other Statutory Expenditures				Tax Title Liens	3,061.16
<b>MUNICIPAL FUNCTIONS</b>				Foreclosed Property	25,600.00
CAPITAL IMPROVEMENTS *MEMO*	180,000.00			Emergencies & Other Deferred Charges	46,100.00
<b>DEBT SERVICE</b>				State Aid Receivable	10,475.31
Principal Payments	33,000.00			Other Receivables	1,805.51
Interest Payments	7,170.00			Total	1,686,348.44
<b>DEFERRED CHARGES</b>				<b>LIABILITIES, RESERVES, AND SURPLUS</b>	
SCHOOL, COUNTY, SPECIAL DISTRICT TAXES	9,200.51			Cash Liabilities	1,141,547.37
RESERVE FOR UNCOLLECTED TAXES	2,883,775.84			Reserves for Receivables	104,607.25
EMERGENCY EMPLOYMENT ACT OF 1971	146,965.07			Surplus Dec. 31, 1973	440,193.82
<b>EXPENDITURES</b>				Total	1,686,348.44
TOTAL	4,132,832.42				

1322  
Population 1970 7,210  
Population 1973 7,340  
S & P Rating /  
Moody Rating BA

General Tax Rate Per \$100. 4.84  
State Equalized Tax Rate 4.03

**KEYPORT BOROUGH — MONMOUTH COUNTY**  
**Form of Government:**  
**Borough Council**  
**Number of Members on Governing Body 6**

PER CAPITA: 332.02  
Gross Debt 137.19  
Net Debt 15.23  
Debt Service 328.89  
Total Tax Levy 187.33  
Municipal Expenditures  
PER CENT: 4.85  
Gross Debt 2.00  
Net Debt 91.67  
Tax Levy Collected  
Tax Levy Cancelled, Abated or Adjusted .12

EXPENDITURES		REVENUES-REALIZED		1973 PROPERTY TAX	
<b>GENERAL GOVERNMENT</b>				<b>STATE EQUALIZED TAX RATE</b> 2.25	
Governing Body & Public Boards	3,600.00	1973 Property Taxes Collected 2,213,073.89		Local District School Taxes	1,345,513.25
Municipal Clerk		1973 Payments in Lieu of Taxes 36,233.84		Regional & Consolidated School Tax	
Financial Administration	22,500.00	Delinquent Tax & Lien Collections 171,589.85		School Taxes in Municipal Budget	
Assessment of Taxes	12,775.00	Business Personality Replacement Taxes 72,593.61		County Taxes .58	349,360.25
Collection of Taxes	25,700.00	Taxes from Public Utilities 112,575.29		County Library Taxes	
Planning, Housing & Development	4,800.00	Other Miscellaneous Tax Revenues		Local Municipal Purpose Taxes 1.14	683,732.15
Human Resources	500.00	State Aid Revenues 31,526.49		Veteran & Senior Citizen Taxes .06	37,300.00
Elections	1,700.00	Federal Aid Revenues 44,172.74		Total Taxes for Rate Computation 4.03	2,415,905.65
General Administration (other)	101,560.00	State and Local Fiscal Assistance Act Utilized 93,550.00		Special District Taxes	
<b>JUDICIARY</b>		Sale of Acquired Property 1,000.00		Bank Stock Taxes	10,342.28
Municipal Courts	14,030.00	Other Miscellaneous Revenues 30,990.25		Added and Omitted Taxes	25,120.52
<b>PUBLIC SAFETY</b>		Other Revenues, Revenue Sharing Tax Effort 41,442.33		Total Taxes Levied - ABSTRACT	2,414,068.45
Fire Protection	44,520.00	Total 2,848,748.29		Total Taxes Billed	2,414,068.45
Police Protection	272,905.00	Prior Years Surplus Appropriated 165,000.00		1973 TAXES COLLECTED	2,213,073.89
Civil Defense & Disaster Control	600.00	REVENUES TOTAL 3,013,748.29		1973 Taxes Cancelled, Abated or Adjusted	2,897.72
Environmental Inspection & Control	4,650.00	CAPITAL OUTLAY TOTAL 88,649.44		Transfer to Tax Title Liens or Foreclosed	35,007.65
Other Public Safety		Public Enterprises		Balance Outstanding Dec. 31, 1973	163,089.19
<b>PUBLIC WORKS</b>		Recreation—Culture		<b>PRIOR YEARS TAXES OUTSTANDING</b>	
Streets and Drainage	134,235.00	Public Works 18,000.76		Balance January 1, 1973	202,483.40
Sewers and Sewage Processing	48,575.00	Buildings and Grounds 70,648.68		Collected in 1973	170,768.82
Garbage and Trash Disposal	90,807.36	Library and Education		Cancelled, Abated or Adjusted 1973	
Public Buildings and Grounds	11,525.00	Conservation		Transfers to Tax Title Liens or Foreclosed	28,770.30
Other Public Works		All Other		Balance December 31, 1973	2,944.28
<b>HEALTH and WELFARE</b>		CAPITAL DEBT AUTHORIZED, DECEMBER 31, 1973		<b>TAX TITLE LIENS OUTSTANDING</b>	
Health Services Except Environmental	25,000.00	ISSUED AND UNISSUED GROSS DEBT NET DEBT		Balance January 1, 1973	32,287.80
Welfare—Public Assistance	9,750.00	School 1,330,000		Transfers From Taxes	65,117.26
Hospitals, Clinics, First Aid	2,000.00	Self-liquidating 100,000		Redeemed in 1973	821.03
Animal, Insect, & Rodent Control		Other 1,006,991		Cancelled, Abated or Adjusted (1973)	1,402.19
Other Welfare Services		Total 2,436,991		Transfers to Foreclosed Property	16,128.51
<b>RECREATION and CONSERVATION</b>		ISSUED AND OUTSTANDING		Balance December 31, 1973	79,053.33
Beaches and Boardwalks		School 1,330,000.00		<b>PROPERTY ACQUIRED BY DEED OR FORECLOSURE</b>	
Parks, Playgrounds, Shade Trees	4,000.00	Self-liquidating 100,000.00		Balance January 1, 1973	104,271.49
Land Reclamation & Conservation		Other 920,700.00		Transfers From Taxes or Liens	16,128.51
Other Recreational Services	23,100.00	Total 2,350,700.00		Sale for Cash (1973)	1,000.00
<b>EDUCATION (excluding schools)</b>		EQUALIZED VALUATION BASIS FOR NET DEBT COMPUTATION 50,276,530.33		Cancelled, Abated or Adjusted (1973)	4,000.00
Libraries	18,000.00	REAL PROPERTY VALUATIONS		Balance December 31, 1973	115,400.00
Other Educational Services		Code Class # of Parcels % VAL'N ASSESSED VALUATION		<b>CURRENT FINANCES DECEMBER 31, 1973</b>	
<b>STATUTORY EXPENDITURES</b>		1 Vacant Land 233 3.30 1,548,000.00		<b>ASSETS</b>	
Pensions & F. I. C. A.	50,780.00	2 Residential 1586 61.47 28,799,140.00		Cash Dec. 31, 1973	306,237.77
Employee Fringe Benefits	16,500.00	3 Farm		Taxes Receivable	166,033.47
Other Statutory Expenditures		4a Commercial 227 24.59 11,519,060.00		Tax Title Liens	79,053.33
<b>MUNICIPAL FUNCTIONS</b>	944,112.36	4b Industrial 5 2.70 1,264,650.00		Foreclosed Property	115,400.00
<b>CAPITAL IMPROVEMENTS</b> *MEMO*	66,450.00	4c Apartments 11 7.94 3,721,300.00		Emergencies & Other Deferred Charges	32,934.36
<b>DEBT SERVICE</b>		Total 2062 46,852,150.00		State Aid Receivable	32,209.00
Principal Payments	63,700.00	Land Area 1.40 Sq. Miles		Other Receivables	17,218.46
Interest Payments	48,100.00	Net Valuation Taxable-Municipal 49,962,676.00		Total	749,086.39
<b>DEFERRED CHARGES</b>	8,116.65	Net Valuation Taxable-County 53,594,744.00		<b>LIABILITIES, RESERVES, AND SURPLUS</b>	
<b>SCHOOL, COUNTY, SPECIAL DISTRICT TAXES</b>	1,694,873.50	State Equalized Valuation 59,256,629.00		Cash Liabilities	102,817.20
<b>RESERVE FOR UNCOLLECTED TAXES</b>	266,705.91	State Equalization Ratio 83.45		Reserves for Receivables	377,705.26
<b>EMERGENCY EMPLOYMENT ACT OF 1971</b>	44,296.98			Surplus Dec. 31, 1973	268,563.93
<b>EXPENDITURES</b> TOTAL	3,069,935.40			Total	749,086.39

1016

Population 1970 **2,295**  
 Population 1973 **2,405**  
 S & P Rating  
 Moody Rating

General Tax Rate Per \$100. **2.49**  
 State Equalized Tax Rate **2.51**

## KINGWOOD TOWNSHIP — HUNTERDON COUNTY

Form of Government:  
 Township Committee  
 Number of Members on Governing Body 3

PER CAPITA: **84.83**  
 Gross Debt  
 Net Debt  
 Debt Service **.08**  
 Total Tax Levy **419.80**  
 Municipal Expenditures **162.12**  
 PER CENT: **.62**  
 Gross Debt  
 Net Debt  
 Tax Levy Collected **87.38**  
 Tax Levy Cancelled, Abated or Adjusted **.64**

EXPENDITURES		REVENUES-REALIZED		1973 PROPERTY TAX	
GENERAL GOVERNMENT				STATE EQUALIZED TAX RATE <b>2.51</b>	
Governing Body & Public Boards		1973 Property Taxes Collected	<b>883,373.62</b>	Local District School Taxes <b>.89</b>	<b>356,774.38</b>
Municipal Clerk	<b>7,137.33</b>	1973 Payments in Lieu of Taxes		Regional & Consolidated School Tax <b>.75</b>	<b>302,882.88</b>
Financial Administration	<b>4,700.00</b>	Delinquent Tax & Lien Collections	<b>88,890.36</b>	School Taxes in Municipal Budget	
Assessment of Taxes	<b>3,800.00</b>	Business Personalty Replacement Taxes	<b>30,497.94</b>	County Taxes <b>.40</b>	<b>159,755.21</b>
Collection of Taxes	<b>3,800.00</b>	Taxes from Public Utilities	<b>54,319.49</b>	County Library Taxes <b>.02</b>	<b>8,205.56</b>
Planning, Housing & Development	<b>5,300.00</b>	Other Miscellaneous Tax Revenues		Local Municipal Purpose Taxes <b>.42</b>	<b>169,022.81</b>
Human Resources		State Aid Revenues	<b>18,935.89</b>	Veteran & Senior Citizen Taxes <b>.04</b>	<b>14,180.00</b>
Elections	<b>850.00</b>	Federal Aid Revenues		Total Taxes for Rate Computation <b>2.52</b>	<b>1,010,820.84</b>
General Administration (other)	<b>22,750.00</b>	State and Local Fiscal Assistance Act Utilized	<b>23,232.00</b>	Special District Taxes	
JUDICIARY		Sale of Acquired Property		Bank Stock Taxes	<b>223.08</b>
Municipal Courts	<b>4,050.00</b>	Other Miscellaneous Revenues	<b>29,224.30</b>	Added and Omitted Taxes	<b>12,762.14</b>
PUBLIC SAFETY		Other Revenues, Revenue Sharing Tax Effort	<b>15,614.06</b>	Total Taxes Levied - ABSTRACT	<b>1,009,626.06</b>
Fire Protection	<b>10,000.00</b>	Total	<b>1,144,087.66</b>	Total Taxes Billed	<b>1,010,973.04</b>
Police Protection	<b>7,500.00</b>	Prior Years Surplus Appropriated	<b>30,000.00</b>	1973 TAXES COLLECTED	<b>883,373.62</b>
Civil Defense & Disaster Control	<b>500.00</b>	REVENUES TOTAL	<b>1,174,087.66</b>	1973 Taxes Cancelled, Abated or Adjusted	<b>6,426.11</b>
Environmental Inspection & Control	<b>2,600.00</b>	CAPITAL OUTLAY TOTAL	<b>15,000.00</b>	Transfer to Tax Title Liens or Foreclosed	<b>860.30</b>
Other Public Safety				Balance Outstanding Dec. 31, 1973	<b>120,313.01</b>
PUBLIC WORKS				PRIOR YEARS TAXES OUTSTANDING	
Streets and Drainage	<b>130,571.07</b>	Public Enterprises		Balance January 1, 1973	<b>90,815.67</b>
Sewers and Sewage Processing		Recreation—Culture		Collected in 1973	<b>87,341.83</b>
Garbage and Trash Disposal	<b>2,900.00</b>	Public Works	<b>15,000.00</b>	Cancelled, Abated or Adjusted 1973	
Public Buildings and Grounds		Buildings and Grounds		Transfers to Tax Title Liens or Foreclosed	
Other Public Works		Library and Education		Balance December 31, 1973	<b>3,473.84</b>
HEALTH and WELFARE		Conservation		TAX TITLE LIENS OUTSTANDING	
Health Services Except Environmental	<b>2,250.00</b>	All Other		Balance January 1, 1973	<b>3,112.61</b>
Welfare-Public Assistance	<b>750.00</b>			Transfers From Taxes	<b>860.30</b>
Hospitals, Clinics, First Aid				Redeemed in 1973	<b>1,548.53</b>
Animal, Insect, & Rodent Control				Cancelled, Abated or Adjusted (1973)	
Other Welfare Services				Transfers to Foreclosed Property	
RECREATION and CONSERVATION				Balance December 31, 1973	<b>2,424.38</b>
Beaches and Boardwalks				PROPERTY ACQUIRED BY DEED OR	
Parks, Playgrounds, Shade Trees	<b>2,010.00</b>			FORECLOSURE	
Land Reclamation & Conservation	<b>10,000.00</b>			Balance January 1, 1973	
Other Recreational Services				Transfers From Taxes or Liens	
EDUCATION (excluding schools)				Sale for Cash (1973)	
Libraries				Cancelled, Abated or Adjusted (1973)	
Other Educational Services				Balance December 31, 1973	
STATUTORY EXPENDITURES				CURRENT FINANCES DECEMBER 31, 1973	
Pensions & F. I. C. A.	<b>6,602.62</b>			ASSETS	
Employee Fringe Benefits	<b>2,150.00</b>			Cash Dec. 31, 1973	<b>362,270.49</b>
Other Statutory Expenditures				Taxes Receivable	<b>123,786.85</b>
MUNICIPAL FUNCTIONS TOTAL	<b>226,421.02</b>			Tax Title Liens	<b>2,424.38</b>
CAPITAL IMPROVEMENTS *MEMO*	<b>20,000.00</b>			Foreclosed Property	
DEBT SERVICE				Emergencies & Other Deferred Charges	<b>20,662.94</b>
Principal Payments				State Aid Receivable	<b>39,539.89</b>
Interest Payments	<b>200.00</b>			Other Receivables	<b>332.36</b>
				Total	<b>549,016.91</b>
DEFERRED CHARGES	<b>26,279.14</b>			LIABILITIES, RESERVES, AND SURPLUS	
SCHOOL, COUNTY, SPECIAL DISTRICT TAXES	<b>827,618.03</b>			Cash Liabilities	<b>302,604.00</b>
RESERVE FOR UNCOLLECTED TAXES	<b>136,986.88</b>			Reserves for Receivables	<b>126,543.59</b>
EMERGENCY EMPLOYMENT ACT OF 1971				Surplus Dec. 31, 1973	<b>119,869.32</b>
EXPENDITURES TOTAL	<b>1,217,505.07</b>			Total	<b>549,016.91</b>

1971/3000

1415

Population 1970 **7,630**  
 Population 1973 **7,850**  
 S & P Rating  
 Moody Rating

General Tax Rate Per \$100. **3.35**  
 State Equalized Tax Rate **3.15**

**KENNELON BOROUGH — MORRIS COUNTY**  
**Form of Government:**  
**Borough Council**  
**Number of Members on Governing Body 6**

PER CAPITA:  
 Gross Debt **349.11**  
 Net Debt **29.75**  
 Debt Service **2.97**  
 Total Tax Levy **520.03**  
 Municipal Expenditures **165.53**

PER CENT:  
 Gross Debt **2.40**  
 Net Debt **.20**  
 Tax Levy Collected **94.99**  
 Tax Levy Cancelled, Abated or Adjusted **.57**

EXPENDITURES		REVENUES-REALIZED		1973 PROPERTY TAX	
<b>GENERAL GOVERNMENT</b>				<b>STATE EQUALIZED TAX RATE</b> <b>2.14</b>	
Governing Body & Public Boards		1973 Property Taxes Collected	<b>3,886,538.90</b>	Local District School Taxes	<b>2,786,625.50</b>
Municipal Clerk		1973 Payments in Lieu of Taxes		Regional & Consolidated School Tax	
Financial Administration	<b>7,730.00</b>	Delinquent Tax & Lien Collections	<b>163,863.99</b>	School Taxes in Municipal Budget	
Assessment of Taxes	<b>11,320.00</b>	Business Personalty Replacement Taxes	<b>19,121.98</b>	County Taxes	<b>.41 529,360.87</b>
Collection of Taxes	<b>11,990.00</b>	Taxes from Public Utilities	<b>93,099.67</b>	County Library Taxes	<b>.02 32,209.43</b>
Planning, Housing & Development	<b>8,600.00</b>	Other Miscellaneous Tax Revenues		Local Municipal Purpose Taxes	<b>.55 719,256.81</b>
Human Resources	<b>22,700.00</b>	State Aid Revenues	<b>105,861.95</b>	Veteran & Senior Citizen Taxes	<b>.03 36,390.00</b>
Elections		Federal Aid Revenues		Total Taxes for Rate Computation	<b>3.15 4,103,842.61</b>
General Administration (other)	<b>99,286.00</b>	State and Local Fiscal Assistance Act Utilized	<b>49,108.50</b>	Special District Taxes	
<b>JUDICIARY</b>		Sale of Acquired Property		Bank Stock Taxes	<b>1,692.29</b>
Municipal Courts	<b>6,600.00</b>	Other Miscellaneous Revenues	<b>30,484.38</b>	Added and Omitted Taxes	<b>13,082.94</b>
<b>PUBLIC SAFETY</b>		Other Revenues, Revenue Sharing Tax Effort	<b>33,742.73</b>	Total Taxes Levied - ABSTRACT	<b>4,082,227.84</b>
Fire Protection	<b>31,525.00</b>	Total	<b>4,381,822.10</b>	Total Taxes Billed	<b>4,091,721.13</b>
Police Protection	<b>220,385.00</b>	Prior Years Surplus Appropriated	<b>230,000.00</b>	1973 TAXES COLLECTED	<b>3,886,538.90</b>
Civil Defense & Disaster Control	<b>1,200.00</b>	REVENUES TOTAL	<b>4,611,822.10</b>	1973 Taxes Cancelled, Abated or Adjusted	<b>23,469.58</b>
Environmental Inspection & Control	<b>7,950.00</b>			Transfer to Tax Title Liens or Foreclosed	<b>7,501.40</b>
Other Public Safety		CAPITAL OUTLAY TOTAL	<b>62,787.75</b>	Balance Outstanding Dec. 31, 1973	<b>174,211.25</b>
<b>PUBLIC WORKS</b>				<b>PRIOR YEARS TAXES OUTSTANDING</b>	
Streets and Drainage	<b>155,766.67</b>	Public Enterprises		Balance January 1, 1973	<b>118,222.55</b>
Sewers and Sewage Processing	<b>62,007.76</b>	Recreation—Culture	<b>7,880.00</b>	Collected in 1973	<b>113,653.88</b>
Garbage and Trash Disposal	<b>136,500.00</b>	Public Works	<b>20,707.75</b>	Cancelled, Abated or Adjusted 1973	<b>2,220.50</b>
Public Buildings and Grounds	<b>15,700.00</b>	Buildings and Grounds	<b>34,200.00</b>	Transfers to Tax Title Liens or Foreclosed	<b>1,382.20</b>
Other Public Works		Library and Education		Balance December 31, 1973	<b>965.97</b>
<b>HEALTH and WELFARE</b>		Conservation		<b>TAX TITLE LIENS OUTSTANDING</b>	
Health Services Except Environmental	<b>33,375.00</b>	All Other		Balance January 1, 1973	<b>54,669.12</b>
Welfare-Public Assistance	<b>1,800.00</b>			Transfers From Taxes	<b>9,086.49</b>
Hospitals, Clinics, First Aid	<b>15,300.00</b>	CAPITAL DEBT AUTHORIZED, DECEMBER 31, 1973		Redeemed in 1973	<b>50,210.11</b>
Animal, Insect, & Rodent Control	<b>300.00</b>	ISSUED AND UNISSUED GROSS DEBT		Cancelled, Abated or Adjusted (1973)	
Other Welfare Services		School	<b>2,445,000</b>	Transfers to Foreclosed Property	
<b>RECREATION and CONSERVATION</b>		Self-Liquidating	<b>62,000</b>	Balance December 31, 1973	<b>13,545.50</b>
Beaches and Boardwalks		Other	<b>233,500</b>	<b>PROPERTY ACQUIRED BY DEED OR</b>	
Parks, Playgrounds, Shade Trees		Total	<b>2,740,500</b>	<b>FORECLOSURE</b>	
Land Reclamation & Conservation	<b>1,500.00</b>			Balance January 1, 1973	<b>5,900.00</b>
Other Recreational Services	<b>16,917.00</b>	ISSUED AND OUTSTANDING		Transfers From Taxes or Liens	
<b>EDUCATION (excluding schools)</b>		School	<b>2,445,000.00</b>	Sale for Cash (1973)	
Libraries	<b>45,000.00</b>	Self-Liquidating	<b>62,000.00</b>	Cancelled, Abated or Adjusted (1973)	
Other Educational Services		Other	<b>233,500.00</b>	Balance December 31, 1973	<b>5,900.00</b>
<b>STATUTORY EXPENDITURES</b>		Total	<b>2,740,500.00</b>	<b>CURRENT FINANCES DECEMBER 31, 1973</b>	
Pensions & F. I. C. A.	<b>38,229.00</b>	EQUALIZED VALUATION BASIS		<b>ASSETS</b>	
Employee Fringe Benefits	<b>10,500.00</b>	FOR NET DEBT COMPUTATION	<b>114,419,962.00</b>	Cash Dec. 31, 1973	<b>410,414.05</b>
Other Statutory Expenditures		REAL PROPERTY VALUATIONS		Taxes Receivable	<b>175,177.22</b>
<b>MUNICIPAL FUNCTIONS</b>		Code Class # of Parcels % VAL'N		Tax Title Liens	<b>13,545.50</b>
<b>CAPITAL IMPROVEMENTS</b>		1 Vacant Land 938 11.27	<b>13,719,350.00</b>	Foreclosed Property	<b>5,900.00</b>
<b>DEBT SERVICE</b>		2 Residential 2094 83.38	<b>101,460,335.00</b>	Emergencies & Other Deferred Charges	<b>115,947.00</b>
Principal Payments	<b>15,000.00</b>	3 Farm 1 .04	<b>53,200.00</b>	State Aid Receivable	<b>52,416.00</b>
Interest Payments	<b>8,325.00</b>	4a Commercial 76 5.30	<b>6,446,750.00</b>	Other Receivables	<b>9,082.13</b>
<b>DEFERRED CHARGES</b>		4b Industrial		Total	<b>782,481.90</b>
SCHOOL, COUNTY, SPECIAL DISTRICT TAXES	<b>28,444.00</b>	4c Apartments		<b>LIABILITIES, RESERVES, AND SURPLUS</b>	
RESERVE FOR UNCOLLECTED TAXES	<b>3,348,195.80</b>	Total 3109	<b>121,679,635.00</b>	Cash Liabilities	<b>259,531.73</b>
EMERGENCY EMPLOYMENT ACT OF 1971	<b>285,427.42</b>	Land Area 19.05 Sq. Miles		Reserves for Receivables	<b>203,704.85</b>
<b>EXPENDITURES</b>		Net Valuation Taxable-Municipal	<b>122,777,396.00</b>	Surplus Dec. 31, 1973	<b>319,245.32</b>
TOTAL	<b>4,647,573.65</b>	Net Valuation Taxable-County	<b>127,577,096.00</b>	Total	<b>782,481.90</b>
		State Equalized Valuation	<b>130,296,929.00</b>		
		State Equalization Ratio	<b>94.18</b>		

2113

Population 1970 **1,740**  
 Population 1973 **1,765**  
 S & P Rating  
 Moody Rating

General Tax Rate Per \$100 **2.82**  
 State Equalized Tax Rate **2.42**

## KNOWLTON TOWNSHIP — WARREN COUNTY

Form of Government:

Township Committee

Number of Members on Governing body 3

PER CAPITA:  
 Gross Debt **354.11**  
 Net Debt  
 Debt Service  
 Total Tax Levy **355.92**  
 Municipal Expenditures **102.83**

PER CENT:  
 Gross Debt **2.89**  
 Net Debt  
 Tax Levy Collected **86.93**  
 Tax Levy Cancelled, Abated or Adjusted **1.43**

EXPENDITURES		REVENUES-REALIZED		1973 PROPERTY TAX	
GENERAL GOVERNMENT		1973 Property Taxes Collected		STATE EQUALIZED TAX RATE <b>2.82</b>	
Governing Body & Public Boards			<b>547,456.82</b>	Local District School Taxes <b>.68</b>	<b>179,046.50</b>
Municipal Clerk		1973 Payments in Lieu of Taxes		Regional & Consolidated School Tax <b>1.04</b>	<b>271,600.89</b>
Financial Administration	<b>4,140.00</b>	Delinquent Tax & Lien Collections	<b>61,515.30</b>	School Taxes in Municipal Budget	
Assessment of Taxes	<b>3,550.00</b>	Business Personalty Replacement Taxes	<b>19,613.00</b>	County Taxes <b>.64</b>	<b>168,077.47</b>
Collection of Taxes	<b>2,694.86</b>	Taxes from Public Utilities	<b>48,635.86</b>	County Library Taxes <b>.02</b>	<b>5,532.89</b>
Planning, Housing & Development	<b>14,710.00</b>	Other Miscellaneous Tax Revenues		Local Municipal Purpose Taxes	
Human Resources		State Aid Revenues	<b>15,231.22</b>	Veteran & Senior Citizen Taxes <b>.04</b>	<b>10,570.00</b>
Elections		Federal Aid Revenues		Total Taxes for Rate Computation <b>2.42</b>	<b>634,827.75</b>
General Administration (other)	<b>14,600.00</b>	State and Local Fiscal Assistance Act Utilized		Special District Taxes	
JUDICIARY		Sale of Acquired Property		Bank Stock Taxes	
Municipal Courts		Other Miscellaneous Revenues	<b>22,053.53</b>	Added and Omitted Taxes	<b>3,941.45</b>
PUBLIC SAFETY		Other Revenues, Revenue Sharing Tax Effort	<b>24,993.95</b>	Total Taxes Levied - ABSTRACT	<b>628,199.20</b>
Fire Protection	<b>1,000.00</b>	Total	<b>739,499.68</b>	Total Taxes Billed	<b>547,456.82</b>
Police Protection	<b>2,600.00</b>	Prior Years Surplus Appropriated	<b>18,467.08</b>	1973 TAXES COLLECTED	<b>9,006.23</b>
Civil Defense & Disaster Control	<b>120.00</b>	REVENUES TOTAL	<b>757,966.76</b>	1973 Taxes Cancelled, Abated or Adjusted	
Environmental Inspection & Control	<b>1,150.00</b>			Transfer to Tax Title Liens or Foreclosed	
Other Public Safety				Balance Outstanding Dec. 31, 1973	<b>73,295.90</b>
PUBLIC WORKS		CAPITAL OUTLAY TOTAL		PRIOR YEARS TAXES OUTSTANDING	
Streets and Drainage	<b>42,290.99</b>	Public Enterprises		Balance January 1, 1973	<b>113,846.25</b>
Sewers and Sewage Processing		Recreation—Culture		Collected in 1973	<b>61,515.30</b>
Garbage and Trash Disposal	<b>1,125.00</b>	Public Works		Cancelled, Abated or Adjusted 1973	<b>3,850.88</b>
Public Buildings and Grounds		Buildings and Grounds		Transfers to Tax Title Liens or Foreclosed	
Other Public Works		Library and Education		Balance December 31, 1973	<b>48,480.07</b>
HEALTH and WELFARE		Conservation		TAX TITLE LIENS OUTSTANDING	
Health Services Except Environmental	<b>100.00</b>	All Other		Balance January 1, 1973	<b>96.38</b>
Welfare-Public Assistance	<b>208.00</b>			Transfers From Taxes	
Hospitals, Clinics, First Aid	<b>200.00</b>	CAPITAL DEBT AUTHORIZED, DECEMBER 31, 1973		Redeemed in 1973	
Animal, Insect, & Rodent Control	<b>100.00</b>	ISSUED AND UNISSUED GROSS DEBT		Cancelled, Abated or Adjusted (1973)	
Other Welfare Services		School <b>624,995</b>	NET DEBT	Transfers to Foreclosed Property	
RECREATION and CONSERVATION		Self-liquidating		Balance December 31, 1973	<b>96.38</b>
Beaches and Boardwalks		Other		PROPERTY ACQUIRED BY DEED OR	
Parks, Playgrounds, Shade Trees		Total <b>624,995</b>		FORECLOSURE	
Land Reclamation & Conservation				Balance January 1, 1973	
Other Recreational Services	<b>300.00</b>	ISSUED AND OUTSTANDING		Transfers From Taxes or Liens	
EDUCATION (excluding schools)		School	<b>599,654.85</b>	Sale for Cash (1973)	
Libraries		Self-liquidating		Cancelled, Abated or Adjusted (1973)	
Other Educational Services		Other		Balance December 31, 1973	
STATUTORY EXPENDITURES		Total	<b>599,654.85</b>	CURRENT FINANCES DECEMBER 31, 1973	
Pensions & F. I. C. A.	<b>3,014.00</b>	EQUALIZED VALUATION BASIS		ASSETS	
Employee Fringe Benefits	<b>1,400.00</b>	FOR NET DEBT COMPUTATION	<b>21,613,942.33</b>	Cash Dec. 31, 1973	<b>353,394.62</b>
Other Statutory Expenditures		REAL PROPERTY VALUATIONS		Taxes Receivable	<b>121,775.97</b>
MUNICIPAL FUNCTIONS	<b>93,302.85</b>	Code Class # of Parcels % VAL'N	ASSESSED VALUATION	Tax Title Liens	<b>96.38</b>
CAPITAL IMPROVEMENTS		1 Vacant Land 298 9.86	<b>2,218,350.00</b>	Foreclosed Property	
DEBT SERVICE		2 Residential 485 52.21	<b>11,742,300.00</b>	Emergencies & Other Deferred Charges	<b>650.85</b>
Principal Payments		3 Farm 266 26.61	<b>5,983,300.00</b>	State Aid Receivable	<b>30,027.83</b>
Interest Payments		4a Commercial 52 11.32	<b>2,545,950.00</b>	Other Receivables	<b>5,984.91</b>
DEFERRED CHARGES	<b>1,049.30</b>	4b Industrial		Total	<b>511,930.56</b>
SCHOOL, COUNTY, SPECIAL DISTRICT TAXES	<b>624,257.75</b>	4c Apartments		LIABILITIES, RESERVES, AND SURPLUS	
RESERVE FOR UNCOLLECTED TAXES	<b>87,150.00</b>	Total <b>1101</b>	<b>22,489,900.00</b>	Cash Liabilities	<b>164,195.45</b>
EMERGENCY EMPLOYMENT ACT OF 1971		Land Area <b>26.00</b> Sq. Miles		Reserves for Receivables	<b>127,857.26</b>
EXPENDITURES TOTAL	<b>805,759.90</b>	Net Valuation Taxable-Municipal	<b>21,826,574.00</b>	Surplus Dec. 31, 1973	<b>219,877.85</b>
		Net Valuation Taxable-County	<b>26,222,781.00</b>	Total	<b>511,930.56</b>
		State Equalized Valuation	<b>86.01</b>		
		State Equalization Ratio			

1512

Population 1970 **4,805**  
 Population 1973 **7,285**  
 S & P Rating  
 Moody Rating

General Tax Rate Per \$100 **2.03**  
 State Equalized Tax Rate **1.26**

## LACEY TOWNSHIP — OCEAN COUNTY

Form of Government:

Township Committee

Number of Members on Governing Body 5

PER CAPITA:

Gross Debt **127.02**  
 Net Debt  
 Debt Service  
 Total Tax Levy **309.60**  
 Municipal Expenditures **364.35**

PER CENT:

Gross Debt **.73**  
 Net Debt  
 Tax Levy Collected **88.19**  
 Tax Levy Cancelled, Abated  
 or Adjusted

EXPENDITURES		REVENUES-REALIZED		1973 PROPERTY TAX	
<b>GENERAL GOVERNMENT</b>				<b>STATE EQUALIZED TAX RATE</b>	
Governing Body & Public Boards	33,600.00	1973 Property Taxes Collected		Local District School Taxes	484,381.00
Municipal Clerk		1973 Payments in Lieu of Taxes		Regional & Consolidated School Tax	917,504.42
Financial Administration	27,700.00	Delinquent Tax & Lien Collections		School Taxes in Municipal Budget	
Assessment of Taxes	56,230.15	Business Personalty Replacement Taxes		County Taxes	716,427.19
Collection of Taxes	54,000.00	Taxes from Public Utilities		County Library Taxes	33,015.52
Planning, Housing & Development	51,585.00	Other Miscellaneous Tax Revenues		Local Municipal Purpose Taxes	
Human Resources		State Aid Revenues		Veteran & Senior Citizen Taxes	94,925.00
Elections	4,050.00	Federal Aid Revenues		Total Taxes for Rate Computation	2,246,253.13
General Administration (other)	169,000.00	State and Local Fiscal Assistance Act Utilized		Special District Taxes	
<b>JUDICIARY</b>		Sale of Acquired Property		Bank Stock Taxes	4,370.45
Municipal Courts	20,200.00	Other Miscellaneous Revenues		Added and Omitted Taxes	99,746.98
<b>PUBLIC SAFETY</b>		Other Revenues, Revenue Sharing Tax Effort		Total Taxes Levied - ABSTRACT	2,255,445.56
Fire Protection	42,572.88	Total		Total Taxes Billed	2,265,050.56
Police Protection	345,830.09	Prior Years Surplus Appropriated		1973 TAXES COLLECTED	1,997,495.47
Civil Defense & Disaster Control	1,000.00	REVENUES TOTAL		1973 Taxes Cancelled, Abated or Adjusted	
Environmental Inspection & Control	23,800.00			Transfer to Tax Title Liens or Foreclosed	
Other Public Safety				Balance Outstanding Dec. 31, 1973	267,555.09
<b>PUBLIC WORKS</b>		<b>CAPITAL OUTLAY TOTAL</b>		<b>PRIOR YEARS TAXES OUTSTANDING</b>	
Streets and Drainage	347,300.00	Public Enterprises		Balance January 1, 1973	123,275.99
Sewers and Sewage Processing		Recreation—Culture		Collected in 1973	120,309.23
Garbage and Trash Disposal	124,030.90	Public Works		Cancelled, Abated or Adjusted 1973	
Public Buildings and Grounds	109,200.00	Buildings and Grounds		Transfers to Tax Title Liens or Foreclosed	
Other Public Works	56,000.00	Library and Education		Balance December 31, 1973	2,966.76
<b>HEALTH and WELFARE</b>		Conservation		<b>TAX TITLE LIENS OUTSTANDING</b>	
Health Services Except Environmental	21,000.00	All Other		Balance January 1, 1973	1,388.60
Welfare-Public Assistance	3,900.00			Transfers From Taxes	
Hospitals, Clinics, First Aid	7,500.00			Redeemed in 1973	
Animal, Insect, & Rodent Control	38,521.00			Cancelled, Abated or Adjusted (1973)	
Other Welfare Services				Transfers to Foreclosed Property	
<b>RECREATION and CONSERVATION</b>				Balance December 31, 1973	1,388.60
Beaches and Boardwalks				<b>PROPERTY ACQUIRED BY DEED OR</b>	
Parks, Playgrounds, Shade Trees	49,450.00			<b>FORECLOSURE</b>	
Land Reclamation & Conservation				Balance January 1, 1973	126,105.38
Other Recreational Services	17,000.00			Transfers From Taxes or Liens	
<b>EDUCATION (excluding schools)</b>				Sale for Cash (1973)	1,173.01
Libraries	4,700.00			Cancelled, Abated or Adjusted (1973)	
Other Educational Services	702,459.00			Balance December 31, 1973	124,932.37
<b>STATUTORY EXPENDITURES</b>				<b>CURRENT FINANCES DECEMBER 31, 1973</b>	
Pensions & F. I. C. A.	59,000.00			<b>ASSETS</b>	
Employee Fringe Benefits				Cash Dec. 31, 1973	2,497,343.68
Other Statutory Expenditures				Taxes Receivable	270,521.85
<b>MUNICIPAL FUNCTIONS</b>				Tax Title Liens	1,388.60
<b>CAPITAL IMPROVEMENTS</b>				Foreclosed Property	124,932.37
<b>DEBT SERVICE</b>				Emergencies & Other Deferred Charges	19,774.02
Principal Payments				State Aid Receivable	67,069.00
Interest Payments				Other Receivables	32,940.47
<b>DEFERRED CHARGES</b>				Total	3,013,569.99
SCHOOL, COUNTY, SPECIAL DISTRICT TAXES	29,000.00			<b>LIABILITIES, RESERVES, AND SURPLUS</b>	
RESERVE FOR UNCOLLECTED TAXES	2,151,328.13			Cash Liabilities	1,815,498.52
EMERGENCY EMPLOYMENT ACT OF 1971	255,655.00			Reserves for Receivables	399,788.67
<b>EXPENDITURES</b>				Surplus Dec. 31, 1973	798,682.80
<b>TOTAL</b>	<b>4,805,612.15</b>			Total	3,013,969.99

1913

Population 1970 1,210  
 Population 1973 1,300  
 S & P Rating  
 Moody Rating

General Tax Rate Per \$100. 3.64  
 State Equalized Tax Rate 3.24

## LAFAYETTE TOWNSHIP — SUSSEX COUNTY

Form of Government:  
 Township Committee  
 Number of Members on Governing Body 5

PER CAPITA: Gross Debt 122.83  
 Net Debt .77  
 Debt Service 419.73  
 Total Tax Levy 121.28  
 Municipal Expenditures  
 PER CENT: Gross Debt 1.01  
 Net Debt .01  
 Tax Levy Collected 90.69  
 Tax Levy Cancelled, Abated or Adjusted

EXPENDITURES		REVENUES-REALIZED		1973 PROPERTY TAX	
GENERAL GOVERNMENT		1973 Property Taxes Collected		STATE EQUALIZED TAX RATE	
Governing Body & Public Boards		494,846.46		Local District School Taxes 1.20	
Municipal Clerk				Regional & Consolidated School Tax .81	
Financial Administration	2,740.00	1973 Payments in Lieu of Taxes		School Taxes in Municipal Budget	
Assessment of Taxes	3,300.00	35,189.75		County Taxes .85	
Collection of Taxes	3,540.00	31,437.76		County Library Taxes .03	
Planning, Housing & Development	2,346.00	21,899.69		Local Municipal Purpose Taxes .31	
Human Resources		Other Miscellaneous Tax Revenues		Veteran & Senior Citizen Taxes .04	
Elections	640.00	State Aid Revenues		Total Taxes for Rate Computation 3.24	
General Administration (other)	16,772.36	Federal Aid Revenues		Special District Taxes	
JUDICIARY		State and Local Fiscal Assistance Act Utilized		Bank Stock Taxes	
Municipal Courts		Sale of Acquired Property		Added and Omitted Taxes	
PUBLIC SAFETY		Other Miscellaneous Revenues		Total Taxes Levied - ABSTRACT	
Fire Protection	5,500.00	Other Revenues, Revenue Sharing Tax Effort		Total Taxes Billed	
Police Protection	510.00	Prior Years Surplus Appropriated		1973 TAXES COLLECTED	
Civil Defense & Disaster Control	100.00	REVENUES TOTAL		1973 Taxes Cancelled, Abated or Adjusted	
Environmental Inspection & Control	1,079.00	CAPITAL OUTLAY TOTAL		Transfer to Tax Title Liens or Foreclosed	
Other Public Safety		21,993.33		Balance Outstanding Dec. 31, 1973	
PUBLIC WORKS		Public Enterprises		PRIOR YEARS TAXES OUTSTANDING	
Streets and Drainage	40,028.50	Recreation—Culture		Balance January 1, 1973	
Sewers and Sewage Processing		Public Works		Collected in 1973	
Garbage and Trash Disposal		Buildings and Grounds		Cancelled, Abated or Adjusted 1973	
Public Buildings and Grounds	6,020.00	Library and Education		Transfers to Tax Title Liens or Foreclosed	
Other Public Works		Conservation		Balance December 31, 1973	
HEALTH and WELFARE		All Other		TAX TITLE LIENS OUTSTANDING	
Health Services Except Environmental	1,032.75	CAPITAL DEBT AUTHORIZED, DECEMBER 31, 1973		Balance January 1, 1973	
Welfare-Public Assistance	250.00	ISSUED AND UNISSUED GROSS DEBT		Transfers From Taxes	
Hospitals, Clinics, First Aid	200.00	NET DEBT		Redeemed in 1973	
Animal, Insect, & Rodent Control	1,000.00	School 158,675		Cancelled, Abated or Adjusted (1973)	
Other Welfare Services		Self-liquidating 1,000		Transfers to Foreclosed Property	
RECREATION and CONSERVATION		Other 1,000		Balance December 31, 1973	
Beaches and Boardwalks		Total 159,675		PROPERTY ACQUIRED BY DEED OR	
Parks, Playgrounds, Shade Trees		ISSUED AND OUTSTANDING		FORECLOSURE	
Land Reclamation & Conservation		School 10,943.14		Balance January 1, 1973	
Other Recreational Services	300.00	Self-Liquidating		Transfers From Taxes or Liens	
EDUCATION (excluding schools)		Other		Sale for Cash (1973)	
Libraries		Total 10,943.14		Cancelled, Abated or Adjusted (1973)	
Other Educational Services		EQUALIZED VALUATION BASIS		Balance December 31, 1973	
STATUTORY EXPENDITURES		FOR NET DEBT COMPUTATION		CURRENT FINANCES DECEMBER 31, 1973	
Pensions & F. I. C. A.	2,959.00	REAL PROPERTY VALUATIONS		ASSETS	
Employee Fringe Benefits	600.00	Code Class # of Parcels % VAL'N		Cash Dec. 31, 1973	
Other Statutory Expenditures		ASSESSED VALUATION		Taxes Receivable	
MUNICIPAL FUNCTIONS TOTAL	88,917.61	1 Vacant Land 92 5.64		Tax Title Liens	
CAPITAL IMPROVEMENTS *MEMO*	15,846.00	2 Residential 241 39.41		Foreclosed Property	
DEBT SERVICE		3 Farm 457 34.98		Emergencies & Other Deferred Charges	
Principal Payments		4a Commercial 22 4.41		State Aid Receivable	
Interest Payments		4b Industrial 18 15.56		Other Receivables	
DEFERRED CHARGES	6,750.00	4c Apartments		Total	
SCHOOL, COUNTY, SPECIAL DISTRICT TAXES	487,282.10	Total 830		LIABILITIES, RESERVES, AND SURPLUS	
RESERVE FOR UNCOLLECTED TAXES	62,000.00	Land Area 18.70 Sq. Miles		Cash Liabilities	
EMERGENCY EMPLOYMENT ACT OF 1971		Net Valuation Taxable-Municipal		Reserves for Receivables	
EXPENDITURES TOTAL	644,949.71	Net Valuation Taxable-County		Surplus Dec. 31, 1973	
		State Equalized Valuation		Total	
		State Equalization Ratio			

1513

Population 1970 2,655  
 Population 1973 2,940  
 S & P Rating  
 Moody Rating

General Tax Rate Per \$100. 4.90  
 State Equalized Tax Rate 3.17

LAKEHURST BOROUGH — OCEAN COUNTY  
 Form of Government:  
 Borough Council  
 Number of Members on Governing Body 6

PER CAPITA:  
 Gross Debt 249.66  
 Net Debt 88.90  
 Debt Service  
 Total Tax Levy 139.46  
 Municipal Expenditures 100.16

PER CENT:  
 Gross Debt 7.60  
 Net Debt 2.71  
 Tax Levy Collected 92.71  
 Tax Levy Cancelled, Abated or Adjusted

EXPENDITURES		REVENUES-REALIZED		1973 PROPERTY TAX	
<b>GENERAL GOVERNMENT</b>				<b>STATE EQUALIZED TAX RATE</b> 1.53	
Governing Body & Public Boards		1973 Property Taxes Collected	380,110.16	Local District School Taxes	197,966.30
Municipal Clerk		1973 Payments in Lieu of Taxes		Regional & Consolidated School Tax	
Financial Administration	2,520.00	Delinquent Tax & Lien Collections	36,218.59	School Taxes in Municipal Budget	
Assessment of Taxes	2,400.00	Business Personalty Replacement Taxes	6,918.24	County Taxes	55,994.97
Collection of Taxes	5,800.00	Taxes from Public Utilities	25,834.97	County Library Taxes	2,580.22
Planning, Housing & Development	2,300.00	Other Miscellaneous Tax Revenues		Local Municipal Purpose Taxes	142,667.76
Human Resources	900.00	State Aid Revenues	11,093.44	Veteran & Senior Citizen Taxes	12,600.00
Elections		Federal Aid Revenues	10,045.46	Total Taxes for Rate Computation	411,809.25
General Administration (other)	36,501.86	State and Local Fiscal Assistance Act Utilized	66,950.00	Special District Taxes	
<b>JUDICIARY</b>		Sale of Acquired Property		Bank Stock Taxes	3,632.24
Municipal Courts	5,760.00	Other Miscellaneous Revenues	37,062.40	Added and Omitted Taxes	7,174.73
<b>PUBLIC SAFETY</b>		Other Revenues, Revenue Sharing Tax Effort	14,171.67	Total Taxes Levied - ABSTRACT	410,016.22
Fire Protection	11,150.00	Total	588,404.93	Total Taxes Billed	410,016.22
Police Protection	67,500.00	Prior Years Surplus Appropriated	25,000.00	<b>1973 TAXES COLLECTED</b>	380,110.16
Civil Defense & Disaster Control	1,200.00	REVENUES TOTAL	613,404.93	1973 Taxes Cancelled, Abated or Adjusted	
Environmental Inspection & Control	900.00			Transfer to Tax Title Liens or Foreclosed	
Other Public Safety				Balance Outstanding Dec. 31, 1973	29,906.06
<b>PUBLIC WORKS</b>		<b>CAPITAL OUTLAY TOTAL</b>		<b>PRIOR YEARS TAXES OUTSTANDING</b>	
Streets and Drainage	15,063.14	Public Enterprises		Balance January 1, 1973	39,419.31
Sewers and Sewage Processing		Recreation—Culture		Collected in 1973	35,348.59
Garbage and Trash Disposal	27,550.00	Public Works		Cancelled, Abated or Adjusted 1973	
Public Buildings and Grounds	11,600.00	Buildings and Grounds		Transfers to Tax Title Liens or Foreclosed	
Other Public Works	1,750.00	Library and Education		Balance December 31, 1973	4,070.72
<b>HEALTH and WELFARE</b>		Conservation		<b>TAX TITLE LIENS OUTSTANDING</b>	
Health Services Except Environmental	425.00	All Other		Balance January 1, 1973	5,223.07
Welfare-Public Assistance	1,550.00			Transfers From Taxes	
Hospitals, Clinics, First Aid		<b>CAPITAL DEBT AUTHORIZED, DECEMBER 31, 1973</b>		Redeemed in 1973	870.00
Animal, Insect, & Rodent Control		ISSUED AND UNISSUED		Cancelled, Abated or Adjusted (1973)	
Other Welfare Services		School	321,000	Transfers to Foreclosed Property	
<b>RECREATION and CONSERVATION</b>		Self-Liquidating	413,000	Balance December 31, 1973	4,353.07
Beaches and Boardwalks		Other		<b>PROPERTY ACQUIRED BY DEED OR FORECLOSURE</b>	
Parks, Playgrounds, Shade Trees		Total	734,000	Balance January 1, 1973	9,500.00
Land Reclamation & Conservation				Transfers From Taxes or Liens	
Other Recreational Services		ISSUED AND OUTSTANDING		Sale for Cash (1973)	
<b>EDUCATION (excluding schools)</b>		School	321,000.00	Cancelled, Abated or Adjusted (1973)	
Libraries		Self-Liquidating	398,000.00	Balance December 31, 1973	9,500.00
Other Educational Services		Other		<b>CURRENT FINANCES DECEMBER 31, 1973</b>	
<b>STATUTORY EXPENDITURES</b>		Total	719,000.00	<b>ASSETS</b>	
Pensions & F. I. C. A.	9,557.00	<b>EQUALIZED VALUATION BASIS</b>		Cash Dec. 31, 1973	356,084.99
Employee Fringe Benefits	3,000.00	<b>FOR NET DEBT COMPUTATION</b>	9,655,099.67	Taxes Receivable	33,976.78
Other Statutory Expenditures		<b>REAL PROPERTY VALUATIONS</b>		Tax Title Liens	4,353.07
<b>MUNICIPAL FUNCTIONS</b>		Code Class # of Parcels % VAL'N		Foreclosed Property	9,500.00
CAPITAL IMPROVEMENTS	40,750.00	1 Vacant Land 129 3.11	239,790.00	Emergencies & Other Deferred Charges	5,000.00
<b>DEBT SERVICE</b>		2 Residential 608 81.98	6,310,703.00	State Aid Receivable	3,157.07
Principal Payments		3 Farm 2 .14	11,200.00	Other Receivables	556.56
Interest Payments		4a Commercial 45 14.45	1,112,495.00	Total	412,628.47
<b>DEFERRED CHARGES</b>		4b Industrial		<b>LIABILITIES, RESERVES, AND SURPLUS</b>	
SCHOOL, COUNTY, SPECIAL DISTRICT TAXES	36,153.45	4c Apartments 1 .31	24,120.00	Cash Liabilities	261,271.34
RESERVE FOR UNCOLLECTED TAXES	256,541.49	Total 785	7,698,308.00	Reserves for Receivables	48,386.41
EMERGENCY EMPLOYMENT ACT OF 1971	40,422.36	Land Area .95 Sq. Miles	8,416,604.00	Surplus Dec. 31, 1973	102,970.72
<b>EXPENDITURES TOTAL</b>	551,007.30	Net Valuation Taxable-Municipal	11,512,274.00	Total	412,628.47
		Net Valuation Taxable-County	12,592,480.00		
		State Equalized Valuation	64.84		
		State Equalization Ratio			

1514

Population 1970 25,375  
 Population 1973 29,205  
 S & P Rating 888  
 Moody Rating BAA

General Tax Rate Per \$100. 5.08  
 State Equalized Tax Rate 3.40

## LAKEWOOD TOWNSHIP — OCEAN COUNTY

Form of Government:

Township Committee

Number of Members on Governing Body 5

PER CAPITA:

Gross Debt 398.83  
 Net Debt 135.52  
 Debt Service 10.45  
 Total Tax Levy 355.44  
 Municipal Expenditures 178.63

PER CENT:

Gross Debt 5.00  
 Net Debt 1.70  
 Tax Levy Collected 92.97  
 Tax Levy Cancelled, Abated or Adjusted

EXPENDITURES		REVENUES-REALIZED		1973 PROPERTY TAX	
GENERAL GOVERNMENT		1973 Property Taxes Collected		STATE EQUALIZED TAX RATE	
Governing Body & Public Boards		1973 Payments in Lieu of Taxes	9,650,794.97	Local District School Taxes 2.19	6,512,350.50
Municipal Clerk		Delinquent Tax & Lien Collections	594,637.69	Regional & Consolidated School Tax	
Financial Administration	53,009.00	Business Personality Replacement Taxes	159,868.65	School Taxes in Municipal Budget	
Assessment of Taxes	178,765.00	Taxes from Public Utilities	634,037.02	County Taxes .44	1,311,314.89
Collection of Taxes	100,248.00	Other Miscellaneous Tax Revenues		County Library Taxes	
Planning, Housing & Development	50,840.00	State Aid Revenues	374,907.64	Local Municipal Purpose Taxes .69	2,038,931.54
Human Resources	176,686.00	Federal Aid Revenues	471,386.00	Veteran & Senior Citizen Taxes .07	220,330.00
Elections	7,500.00	State and Local Fiscal Assistance Act Utilized		Total Taxes for Rate Computation 3.39	10,082,926.93
General Administration (other)	406,674.00	Sale of Acquired Property		Special District Taxes	
JUDICIARY		Other Miscellaneous Revenues	282,274.20	Bank Stock Taxes	26,594.46
Municipal Courts	56,854.00	Other Revenues, Revenue Sharing Tax Effort	166,748.80	Added and Omitted Taxes	491,554.55
PUBLIC SAFETY		Total	12,305,154.97	Total Taxes Levied - ABSTRACT	10,380,745.94
Fire Protection	159,210.00	Prior Years Surplus Appropriated	796,843.00	Total Taxes Billed	10,380,745.94
Police Protection	1,105,968.00	REVENUES TOTAL	13,101,997.97	1973 TAXES COLLECTED	9,650,794.97
Civil Defense & Disaster Control	9,185.00	CAPITAL OUTLAY TOTAL	1,101,976.57	1973 Taxes Cancelled, Abated or Adjusted	
Environmental Inspection & Control	115,828.00	Public Enterprises		Transfer to Tax Title Liens or Foreclosed	
Other Public Safety		Recreation—Culture		Balance Outstanding Dec. 31, 1973	729,950.97
PUBLIC WORKS		Public Works		PRIOR YEARS TAXES OUTSTANDING	
Streets and Drainage	498,661.00	Buildings and Grounds	1,101,976.57	Balance January 1, 1973	652,667.87
Sewers and Sewage Processing	23,500.00	Library and Education		Collected in 1973	542,984.37
Garbage and Trash Disposal	177,610.00	Conservation		Cancelled, Abated or Adjusted 1973	
Public Buildings and Grounds	92,048.00	All Other		Transfers to Tax Title Liens or Foreclosed	
Other Public Works	75,908.00	CAPITAL DEBT AUTHORIZED, DECEMBER 31, 1973		Balance December 31, 1973	109,883.50
HEALTH and WELFARE		ISSUED AND UNISSUED		TAX TITLE LIENS OUTSTANDING	
Health Services Except Environmental	60,930.00	School	7,690,000	Balance January 1, 1973	193,802.30
Welfare-Public Assistance	28,474.00	Self-liquidating		Transfers From Taxes	
Hospitals, Clinics, First Aid	30,000.00	Other	3,957,791	Redeemed in 1973	51,653.32
Animal, Insect, & Rodent Control	25,000.00	Total	11,647,791	Cancelled, Abated or Adjusted (1973)	
Other Welfare Services		ISSUED AND OUTSTANDING		Transfers to Foreclosed Property	
RECREATION and CONSERVATION		School	7,690,000.00	Balance December 31, 1973	142,148.98
Beaches and Boardwalks		Self-Liquidating		PROPERTY ACQUIRED BY DEED OR	
Parks, Playgrounds, Shade Trees	95,696.00	Other	2,226,000.00	FORECLOSURE	
Land Reclamation & Conservation	5,400.00	Total	9,916,000.00	Balance January 1, 1973	884,779.00
Other Recreational Services	92,423.00	EQUALIZED VALUATION BASIS		Transfers From Taxes or Liens	
EDUCATION (excluding schools)		FOR NET DEBT COMPUTATION	233,000,657.00	Sale for Cash (1973)	
Libraries	121,535.00	REAL PROPERTY VALUATIONS		Cancelled, Abated or Adjusted (1973)	
Other Educational Services		Code Class # of Parcels % VAL'N		Balance December 31, 1973	884,779.00
STATUTORY EXPENDITURES				CURRENT FINANCES DECEMBER 31, 1973	
Pensions & F. I. C. A.	206,246.75			ASSETS	
Employee Fringe Benefits	72,400.00			Cash Dec. 31, 1973	1,737,529.58
Other Statutory Expenditures				Taxes Receivable	839,834.47
MUNICIPAL FUNCTIONS TOTAL	4,026,598.75			Tax Title Liens	142,148.98
CAPITAL IMPROVEMENTS *MEMO*	129,680.00			Foreclosed Property	884,779.00
DEBT SERVICE				Emergencies & Other Deferred Charges	171,410.00
Principal Payments	170,000.00			State Aid Receivable	111,455.17
Interest Payments	135,176.25			Other Receivables	467,374.35
DEFERRED CHARGES	16,232.00			Total	4,354,531.55
SCHOOL, COUNTY, SPECIAL DISTRICT TAXES	7,823,665.39			LIABILITIES, RESERVES, AND SURPLUS	
RESERVE FOR UNCOLLECTED TAXES	868,945.00			Cash Liabilities	720,600.42
EMERGENCY EMPLOYMENT ACT OF 1971				Reserves for Receivables	2,334,136.80
EXPENDITURES TOTAL	13,040,617.39			Surplus Dec. 31, 1973	1,299,794.33
				Total	4,354,531.55

1017

Population 1970 4,365  
 Population 1973 4,425  
 S & P Rating  
 Moody Rating

General Tax Rate Per \$100. 5.84  
 State Equalized Tax Rate 3.60

LAMBERTVILLE CITY — HUNTERDON COUNTY  
 Form of Government:  
 Commission (1911)  
 Number of Members on Governing Body 3

PER CAPITA:  
 Gross Debt 145.29  
 Net Debt 2.35  
 Debt Service .15  
 Total Tax Levy 242.21  
 Municipal Expenditures 113.40  
 PER CENT:  
 Gross Debt 2.71  
 Net Debt .04  
 Tax Levy Collected 88.34  
 Tax Levy Cancelled, Abated or Adjusted

EXPENDITURES		REVENUES-REALIZED		1973 PROPERTY TAX	
<b>GENERAL GOVERNMENT</b>				<b>STATE EQUALIZED TAX RATE</b>	
Governing Body & Public Boards		1973 Property Taxes Collected	946,778.43	Local District School Taxes .94	284,978.61
Municipal Clerk	10,650.00	1973 Payments in Lieu of Taxes		Regional & Consolidated School Tax 1.76	533,677.33
Financial Administration	5,000.00	Delinquent Tax & Lien Collections	98,386.94	School Taxes in Municipal Budget	
Assessment of Taxes	3,350.00	Business Personalty Replacement Taxes	63,442.48	County Taxes .38	114,603.21
Collection of Taxes	11,850.00	Taxes from Public Utilities	50,659.52	County Library Taxes	
Planning, Housing & Development	2,900.00	Other Miscellaneous Tax Revenues		Local Municipal Purpose Taxes .42	126,483.03
Human Resources		State Aid Revenues	18,213.28	Veteran & Senior Citizen Taxes .09	28,660.00
Elections	1,200.00	Federal Aid Revenues		Total Taxes for Rate Computation 3.59	1,088,402.18
General Administration (other)	37,950.00	State and Local Fiscal Assistance Act Utilized	46,257.75	Special District Taxes	
<b>JUDICIARY</b>		Sale of Acquired Property		Bank Stock Taxes	6,176.69
Municipal Courts	6,090.00	Other Miscellaneous Revenues	37,507.73	Added and Omitted Taxes	5,850.00
<b>PUBLIC SAFETY</b>		Other Revenues, Revenue Sharing Tax Effort	22,985.86	Total Taxes Levied - ABSTRACT	1,071,768.87
Fire Protection	20,145.00	Total	1,284,231.99	Total Taxes Billed	1,071,768.87
Police Protection	99,900.00	Prior Years Surplus Appropriated	75,000.00	1973 TAXES COLLECTED	946,778.43
Civil Defense & Disaster Control	1,000.00	REVENUES TOTAL	1,359,231.99	1973 Taxes Cancelled, Abated or Adjusted	
Environmental Inspection & Control	1,830.00			Transfer to Tax Title Liens or Foreclosed	
Other Public Safety				Balance Outstanding Dec. 31, 1973	124,990.44
<b>PUBLIC WORKS</b>		<b>CAPITAL OUTLAY</b>	<b>TOTAL</b>	<b>PRIOR YEARS TAXES OUTSTANDING</b>	
Streets and Drainage	50,965.00	Public Enterprises		Balance January 1, 1973	134,574.82
Sewers and Sewage Processing	6,500.00	Recreation—Culture		Collected in 1973	96,050.09
Garbage and Trash Disposal	51,200.00	Public Works		Cancelled, Abated or Adjusted 1973	
Public Buildings and Grounds	7,250.00	Buildings and Grounds		Transfers to Tax Title Liens or Foreclosed	
Other Public Works		Library and Education		Balance December 31, 1973	38,524.73
<b>HEALTH and WELFARE</b>		Conservation		<b>TAX TITLE LIENS OUTSTANDING</b>	
Health Services Except Environmental	3,800.00	All Other		Balance January 1, 1973	8,521.98
Welfare-Public Assistance	3,775.00			Transfers From Taxes	
Hospitals, Clinics, First Aid	1,000.00			Redeemed in 1973	2,336.85
Animal, Insect, & Rodent Control				Cancelled, Abated or Adjusted (1973)	
Other Welfare Services				Transfers to Foreclosed Property	
<b>RECREATION and CONSERVATION</b>				Balance December 31, 1973	6,185.13
Beaches and Boardwalks				<b>PROPERTY ACQUIRED BY DEED OR FORECLOSURE</b>	
Parks, Playgrounds, Shade Trees	4,550.00			Balance January 1, 1973	1,925.00
Land Reclamation & Conservation				Transfers From Taxes or Liens	
Other Recreational Services	1,325.00			Sale for Cash (1973)	
<b>EDUCATION (excluding schools)</b>				Cancelled, Abated or Adjusted (1973)	
Libraries	4,500.00			Balance December 31, 1973	1,925.00
Other Educational Services				<b>CURRENT FINANCES DECEMBER 31, 1973</b>	
<b>STATUTORY EXPENDITURES</b>				<b>ASSETS</b>	
Pensions & F. I. C. A.	12,500.00	<b>EQUALIZED VALUATION BASIS</b>		Cash Dec. 31, 1973	125,696.69
Employee Fringe Benefits	4,500.00	<b>FOR NET DEBT COMPUTATION</b>	23,752,240.33	Taxes Receivable	163,515.17
Other Statutory Expenditures		<b>REAL PROPERTY VALUATIONS</b>		Tax Title Liens	6,185.13
<b>MUNICIPAL FUNCTIONS</b>	<b>TOTAL</b>			Foreclosed Property	1,925.00
<b>CAPITAL IMPROVEMENTS</b>	<b>*MEMO*</b>			Emergencies & Other Deferred Charges	8,068.80
<b>DEBT SERVICE</b>				State Aid Receivable	36,648.50
Principal Payments				Other Receivables	17,518.67
Interest Payments	650.00			Total	359,557.96
<b>DEFERRED CHARGES</b>				<b>LIABILITIES, RESERVES, AND SURPLUS</b>	
SCHOOL, COUNTY, SPECIAL DISTRICT TAXES	933,259.15			Cash Liabilities	92,651.80
RESERVE FOR UNCOLLECTED TAXES	137,549.17			Reserves for Receivables	189,143.97
<b>EMERGENCY EMPLOYMENT ACT OF 1971</b>				Surplus Dec. 31, 1973	77,762.19
<b>EXPENDITURES</b>	<b>TOTAL</b>			Total	359,557.96
	1,435,055.52				

0420

Population 1970 2,590  
 Population 1973 2,800  
 S & P Rating  
 Moody Rating

General Tax Rate Per \$100. 3.44  
 State Equalized Tax Rate 3.21

LAUREL SPRINGS BOROUGH — CAMDEN COUNTY  
 Form of Government:  
 Borough Council  
 Number of Members on Governing Body 6

PER CAPITA:  
 Gross Debt 21.96  
 Net Debt 21.96  
 Debt Service 220.99  
 Total Tax Levy 107.52  
 Municipal Expenditures

PER CENT:  
 Gross Debt .39  
 Net Debt .39  
 Tax Levy Collected 98.79  
 Tax Levy Cancelled, Abated or Adjusted .05

EXPENDITURES		REVENUES-REALIZED		1973 PROPERTY TAX	
GENERAL GOVERNMENT		STATE EQUALIZED TAX RATE		1.69	
Governing Body & Public Boards		1973 Property Taxes Collected		329,970.00	
Municipal Clerk		1973 Payments in Lieu of Taxes		1,135.06	
Financial Administration	5,275.00	Delinquent Tax & Lien Collections		7,172.17	
Assessment of Taxes	2,718.00	Business Personalty Replacement Taxes		6,160.39	
Collection of Taxes	5,255.00	Taxes from Public Utilities		51,710.47	
Planning, Housing & Development	300.00	Other Miscellaneous Tax Revenues		19,204.29	
Human Resources		State Aid Revenues		17,396.00	
Elections		Federal Aid Revenues		55,406.72	
General Administration (other)	29,358.00	State and Local Fiscal Assistance Act Utilized		6,361.63	
JUDICIARY		Sale of Acquired Property		775,839.76	
Municipal Courts	3,890.00	Other Miscellaneous Revenues		55,000.00	
PUBLIC SAFETY		Other Revenues, Revenue Sharing Tax Effort		830,839.76	
Fire Protection	8,390.00	Prior Years Surplus Appropriated		TOTAL	
Police Protection	97,141.00	REVENUES		CAPITAL OUTLAY	
Civil Defense & Disaster Control	250.00	TOTAL		TOTAL	
Environmental Inspection & Control	1,100.00	Public Enterprises		Public Enterprises	
Other Public Safety		Recreation—Culture		Recreation—Culture	
PUBLIC WORKS		Public Works		Public Works	
Streets and Drainage	42,387.00	Buildings and Grounds		Buildings and Grounds	
Sewers and Sewage Processing		Library and Education		Library and Education	
Garbage and Trash Disposal	18,400.00	Conservation		Conservation	
Public Buildings and Grounds	19,200.00	All Other		All Other	
Other Public Works		CAPITAL DEBT AUTHORIZED, DECEMBER 31, 1973		CAPITAL DEBT AUTHORIZED, DECEMBER 31, 1973	
HEALTH and WELFARE		ISSUED AND UNISSUED		ISSUED AND UNISSUED	
Health Services Except Environmental	1,145.00	GROSS DEBT		GROSS DEBT	
Welfare—Public Assistance	500.00	NET DEBT		NET DEBT	
Hospitals, Clinics, First Aid		School		School	
Animal, Insect, & Rodent Control		Self-liquidating		Self-liquidating	
Other Welfare Services		Other		Other	
RECREATION and CONSERVATION		Total		Total	
Beaches and Boardwalks		61,500		61,500	
Parks, Playgrounds, Shade Trees	19,896.00	61,500		61,500	
Land Reclamation & Conservation		ISSUED AND OUTSTANDING		ISSUED AND OUTSTANDING	
Other Recreational Services	500.00	School		School	
EDUCATION (excluding schools)		Self-Liquidating		Self-Liquidating	
Libraries	1,300.00	Other		Other	
Other Educational Services		Total		Total	
STATUTORY EXPENDITURES		EQUALIZED VALUATION BASIS		EQUALIZED VALUATION BASIS	
Pensions & F. I. C. A.	11,100.00	FOR NET DEBT COMPUTATION		FOR NET DEBT COMPUTATION	
Employee Fringe Benefits		REAL PROPERTY VALUATIONS		REAL PROPERTY VALUATIONS	
Other Statutory Expenditures		Code Class # of Parcels % VAL'N		Code Class # of Parcels % VAL'N	
MUNICIPAL FUNCTIONS		1 Vacant Land 23 .80		1 Vacant Land 23 .80	
CAPITAL IMPROVEMENTS	*MEMO*	2 Residential 573 77.99		2 Residential 573 77.99	
DEBT SERVICE		3 Farm 1 .08		3 Farm 1 .08	
Principal Payments		4a Commercial 31 15.41		4a Commercial 31 15.41	
Interest Payments		4b Industrial		4b Industrial	
DEFERRED CHARGES	2,800.00	4c Apartments 4 5.72		4c Apartments 4 5.72	
SCHOOL, COUNTY, SPECIAL DISTRICT TAXES	516,528.47	Total 632		Total 632	
RESERVE FOR UNCOLLECTED TAXES	30,138.00	Land Area .45 Sq. Miles		Land Area .45 Sq. Miles	
EMERGENCY EMPLOYMENT ACT OF 1971		Net Valuation Taxable-Municipal		Net Valuation Taxable-Municipal	
EXPENDITURES		Net Valuation Taxable-County		Net Valuation Taxable-County	
TOTAL	817,571.47	State Equalized Valuation		State Equalized Valuation	
		State Equalization Ratio		State Equalization Ratio	
		93.51		93.51	
		ASSESSED VALUATION		ASSESSED VALUATION	
		131,630.00		131,630.00	
		12,759,350.00		12,759,350.00	
		13,140.00		13,140.00	
		2,521,350.00		2,521,350.00	
		935,650.00		935,650.00	
		16,361,120.00		16,361,120.00	
		LIABILITIES, RESERVES, AND SURPLUS		LIABILITIES, RESERVES, AND SURPLUS	
		Cash Dec. 31, 1973		Cash Dec. 31, 1973	
		130,364.87		130,364.87	
		Taxes Receivable		Taxes Receivable	
		7,172.17		7,172.17	
		Tax Title Liens		Tax Title Liens	
		551.00		551.00	
		Foreclosed Property		Foreclosed Property	
		12,400.00		12,400.00	
		Emergencies & Other Deferred Charges		Emergencies & Other Deferred Charges	
		5,227.39		5,227.39	
		State Aid Receivable		State Aid Receivable	
		1,291.98		1,291.98	
		Other Receivables		Other Receivables	
		Total		Total	
		157,007.41		157,007.41	
		CASH LIABILITIES, RESERVES, AND SURPLUS		CASH LIABILITIES, RESERVES, AND SURPLUS	
		Cash Liabilities		Cash Liabilities	
		51,390.83		51,390.83	
		Reserves for Receivables		Reserves for Receivables	
		9,015.15		9,015.15	
		Surplus Dec. 31, 1973		Surplus Dec. 31, 1973	
		96,601.43		96,601.43	
		Total		Total	
		157,007.41		157,007.41	

1515

Population 1970 1,510  
 Population 1973 1,545  
 S & P Rating  
 Moody Rating

General Tax Rate Per \$100. 1.91  
 State Equalized Tax Rate 1.41

LAVALLETTE BOROUGH — OCEAN COUNTY  
 Form of Government:  
 Borough Council  
 Number of Members on Governing Body 6

PER CAPITA: 14.66  
 Gross Debt 5.60  
 Net Debt  
 Debt Service 660.52  
 Total Tax Levy 509.39  
 Municipal Expenditures  
 PER CENT: .04  
 Gross Debt .01  
 Net Debt .95.28  
 Tax Levy Collected  
 Tax Levy Cancelled, Abated or Adjusted .02

EXPENDITURES		REVENUES-REALIZED		1973 PROPERTY TAX	
<b>GENERAL GOVERNMENT</b>				<b>STATE EQUALIZED TAX RATE</b>	
Governing Body & Public Boards	11,400.00	1973 Property Taxes Collected	972,362.18	Local District School Taxes .52	379,719.00
Municipal Clerk	10,000.00	1973 Payments in Lieu of Taxes		Regional & Consolidated School Tax	
Financial Administration	8,150.00	Delinquent Tax & Lien Collections	41,664.67	School Taxes in Municipal Budget	
Assessment of Taxes	5,175.00	Business Personalty Replacement Taxes	6,972.66	County Taxes .43	312,588.15
Collection of Taxes	10,100.00	Taxes from Public Utilities	48,613.17	County Library Taxes .02	14,403.92
Planning, Housing & Development	1,460.00	Other Miscellaneous Tax Revenues		Local Municipal Purpose Taxes .41	299,327.37
Human Resources		State Aid Revenues	9,188.32	Veteran & Senior Citizen Taxes .03	19,080.00
Elections	800.00	Federal Aid Revenues		Total Taxes for Rate Computation 1.41	1,025,118.44
General Administration (other)	42,225.00	State and Local Fiscal Assistance Act Utilized	47,974.00	Special District Taxes	672.63
<b>JUDICIARY</b>		Sale of Acquired Property		Bank Stock Taxes	13,797.49
Municipal Courts	7,900.00	Other Miscellaneous Revenues	242,828.99	Added and Omitted Taxes	
<b>PUBLIC SAFETY</b>		Other Revenues, Revenue Sharing Tax Effort	24,415.18	Total Taxes Levied - ABSTRACT	1,020,508.56
Fire Protection	19,100.00	Total	1,394,019.17	Total Taxes Billed	1,020,508.56
Police Protection	178,500.00	Prior Years Surplus Appropriated	160,000.00	1973 TAXES COLLECTED	972,362.18
Civil Defense & Disaster Control	100.00	<b>REVENUES TOTAL</b>	<b>1,554,019.17</b>	1973 Taxes Cancelled, Abated or Adjusted	240.00
Environmental Inspection & Control	3,468.00			Transfer to Tax Title Liens or Foreclosed	
Other Public Safety		<b>CAPITAL OUTLAY TOTAL</b>		Balance Outstanding Dec. 31, 1973	47,906.38
<b>PUBLIC WORKS</b>				<b>PRIOR YEARS TAXES OUTSTANDING</b>	
Streets and Drainage	47,400.00	Public Enterprises		Balance January 1, 1973	42,203.45
Sewers and Sewage Processing		Recreation—Culture		Collected in 1973	41,664.67
Garbage and Trash Disposal	48,000.00	Public Works		Cancelled, Abated or Adjusted 1973	538.78
Public Buildings and Grounds	18,550.00	Buildings and Grounds		Transfers to Tax Title Liens or Foreclosed	
Other Public Works	50,000.00	Library and Education		Balance December 31, 1973	
<b>HEALTH and WELFARE</b>		Conservation		<b>TAX TITLE LIENS OUTSTANDING</b>	
Health Services Except Environmental	2,882.00	All Other		Balance January 1, 1973	
Welfare-Public Assistance	200.00	<b>CAPITAL DEBT AUTHORIZED, DECEMBER 31, 1973</b>		Transfers From Taxes	
Hospitals, Clinics, First Aid	1,000.00	<b>ISSUED AND UNISSUED GROSS DEBT</b>		Redeemed in 1973	
Animal, Insect, & Rodent Control	2,050.00	School 14,000		Cancelled, Abated or Adjusted (1973)	
Other Welfare Services		Self-liquidating 8,644	8,644	Transfers to Foreclosed Property	
<b>RECREATION and CONSERVATION</b>		Other 8,644	8,644	Balance December 31, 1973	
Beaches and Boardwalks	97,400.00	Total 22,644		<b>PROPERTY ACQUIRED BY DEED OR FORECLOSURE</b>	
Parks, Playgrounds, Shade Trees	11,200.00	<b>ISSUED AND OUTSTANDING</b>		Balance January 1, 1973	600.00
Land Reclamation & Conservation		School 14,000.00		Transfers From Taxes or Liens	
Other Recreational Services	29,900.00	Self-Liquidating		Sale for Cash (1973)	
<b>EDUCATION (excluding schools)</b>		Other		Cancelled, Abated or Adjusted (1973)	
Libraries		Total 14,000.00		Balance December 31, 1973	600.00
Other Educational Services		<b>EQUALIZED VALUATION BASIS</b>		<b>CURRENT FINANCES DECEMBER 31, 1973</b>	
<b>STATUTORY EXPENDITURES</b>		<b>FOR NET DEBT COMPUTATION</b>	62,266,906.67	<b>ASSETS</b>	
Pensions & F. I. C. A.	27,000.00	<b>REAL PROPERTY VALUATIONS</b>		Cash Dec. 31, 1973	377,676.94
Employee Fringe Benefits	11,000.00	Code Class # of Parcels % VAL'N		Taxes Receivable	47,906.38
Other Statutory Expenditures		1 Vacant Land 228 5.26	2,758,200.00	Tax Title Liens	
<b>MUNICIPAL FUNCTIONS TOTAL</b>	<b>644,960.00</b>	2 Residential 1815 86.83	45,532,875.00	Foreclosed Property	600.00
<b>CAPITAL IMPROVEMENTS *MEMO*</b>	<b>107,974.00</b>	3 Farm		Emergencies & Other Deferred Charges	5,000.00
<b>DEBT SERVICE</b>		4a Commercial 59 5.31	2,784,600.00	State Aid Receivable	27,992.76
Principal Payments		4b Industrial		Other Receivables	20.00
Interest Paymen's		4c Apartments 20 2.60	1,364,000.00	Total	459,196.08
<b>DEFERRED CHARGES</b>		Total 2122	52,439,675.00	<b>LIABILITIES, RESERVES, AND SURPLUS</b>	
<b>SCHOOL, COUNTY, SPECIAL DISTRICT TAXES</b>	<b>706,711.07</b>	Land Area .65 Sq. Miles		Cash Liabilities	189,384.03
<b>RESERVE FOR UNCOLLECTED TAXES</b>	<b>142,040.00</b>	Net Valuation Taxable-Municipal	53,691,004.00	Reserves for Receivables	48,526.38
<b>EMERGENCY EMPLOYMENT ACT OF 1971</b>		Net Valuation Taxable-County	64,268,829.00	Surplus Dec. 31, 1973	221,285.67
<b>EXPENDITURES TOTAL</b>	<b>1,493,711.07</b>	State Equalized Valuation	72,269,307.00	Total	459,196.08
		State Equalization Ratio	73.84		

0421

Population 1970 **2,790**  
 Population 1973 **2,920**  
 S & P Rating  
 Moody Rating

General Tax Rate Per \$100 **5.83**  
 State Equalized Tax Rate **4.60**

## LAWNSIDE BOROUGH — CAMDEN COUNTY

Form of Government:  
 Borough Council  
 Number of Members on Governing Body 6

PER CAPITA: **691.47** PER CENT: **9.13**  
 Gross Debt **251.76** Gross Debt **3.32**  
 Net Debt **369.53** Net Debt **92.18**  
 Debt Service **189.86** Tax Levy Collected  
 Total Tax Levy **369.53** Tax Levy Cancelled, Abated or Adjusted **.14**  
 Municipal Expenditures

EXPENDITURES		REVENUES-REALIZED		1973 PROPERTY TAX	
GENERAL GOVERNMENT				STATE EQUALIZED TAX RATE <b>2.59</b>	
Governing Body & Public Boards		1973 Property Taxes Collected <b>994,435.06</b>		Local District School Taxes	<b>611,005.00</b>
Municipal Clerk		1973 Payments in Lieu of Taxes <b>79,824.95</b>		Regional & Consolidated School Tax	
Financial Administration	<b>10,421.00</b>	Delinquent Tax & Lien Collections <b>24,496.51</b>		School Taxes in Municipal Budget	
Assessment of Taxes	<b>4,781.00</b>	Business Personalty Replacement Taxes <b>77,068.77</b>		County Taxes	<b>.96</b>
Collection of Taxes	<b>17,505.00</b>	Taxes from Public Utilities		County Library Taxes	<b>.03</b>
Planning, Housing & Development	<b>772.00</b>	Other Miscellaneous Tax Revenues		Local Municipal Purpose Taxes	<b>.96</b>
Human Resources		State Aid Revenues		Veteran & Senior Citizen Taxes	<b>.07</b>
Elections	<b>1,296.00</b>	Federal Aid Revenues		Total Taxes for Rate Computation	<b>4.61</b>
General Administration (other)	<b>52,761.00</b>	State and Local Fiscal Assistance Act Utilized		Special District Taxes	
JUDICIARY		Sale of Acquired Property		Bank Stock Taxes	<b>752.86</b>
Municipal Courts	<b>9,278.00</b>	Other Miscellaneous Revenues		Added and Omitted Taxes	<b>5,971.47</b>
PUBLIC SAFETY		Other Revenues, Revenue Sharing Tax Effort		Total Taxes Levied - ABSTRACT	<b>1,079,013.51</b>
Fire Protection	<b>21,550.00</b>	REVENUES TOTAL		Total Taxes Billed	<b>1,078,747.88</b>
Police Protection	<b>110,951.00</b>	CAPITAL OUTLAY TOTAL		1973 TAXES COLLECTED	<b>994,435.06</b>
Civil Defense & Disaster Control	<b>12.00</b>			1973 Taxes Cancelled, Abated or Adjusted	<b>1,486.82</b>
Environmental Inspection & Control	<b>941.00</b>			Transfer to Tax Title Liens or Foreclosed	<b>15,061.28</b>
Other Public Safety				Balance Outstanding Dec. 31, 1973	<b>67,764.72</b>
PUBLIC WORKS				PRIOR YEARS TAXES OUTSTANDING	
Streets and Drainage	<b>79,000.00</b>			Balance January 1, 1973	<b>78,959.56</b>
Sewers and Sewage Processing	<b>21,500.00</b>			Collected in 1973	<b>73,339.10</b>
Garbage and Trash Disposal	<b>9,710.00</b>			Cancelled, Abated or Adjusted 1973	
Public Buildings and Grounds				Transfers to Tax Title Liens or Foreclosed	<b>5,585.68</b>
Other Public Works				Balance December 31, 1973	<b>34.78</b>
HEALTH and WELFARE				TAX TITLE LIENS OUTSTANDING	
Health Services Except Environmental	<b>2,882.00</b>			Balance January 1, 1973	<b>18,136.61</b>
Welfare-Public Assistance	<b>2,895.00</b>			Transfers From Taxes	<b>21,275.78</b>
Hospitals, Clinics, First Aid				Redeemed in 1973	<b>6,485.85</b>
Animal, Insect, & Rodent Control	<b>975.00</b>			Cancelled, Abated or Adjusted (1973)	
Other Welfare Services				Transfers to Foreclosed Property	
RECREATION and CONSERVATION				Balance December 31, 1973	<b>32,926.54</b>
Beaches and Boardwalks				PROPERTY ACQUIRED BY DEED OR	
Parks, Playgrounds, Shade Trees	<b>2,030.00</b>			FORECLOSURE	
Land Reclamation & Conservation				Balance January 1, 1973	<b>75,840.00</b>
Other Recreational Services	<b>500.00</b>			Transfers From Taxes or Liens	
EDUCATION (excluding schools)				Sale for Cash (1973)	<b>28,175.00</b>
Libraries				Cancelled, Abated or Adjusted (1973)	<b>1,625.00</b>
Other Educational Services				Balance December 31, 1973	<b>46,040.00</b>
STATUTORY EXPENDITURES				CURRENT FINANCES DECEMBER 31, 1973	
Pensions & F. I. C. A.	<b>14,550.00</b>			ASSETS	
Employee Fringe Benefits				Cash Dec. 31, 1973	<b>333,434.42</b>
Other Statutory Expenditures				Taxes Receivable	<b>67,799.50</b>
MUNICIPAL FUNCTIONS TOTAL	<b>364,310.00</b>			Tax Title Liens	<b>32,926.54</b>
CAPITAL IMPROVEMENTS *MEMO*	<b>53,800.00</b>			Foreclosed Property	<b>46,040.00</b>
DEBT SERVICE				Emergencies & Other Deferred Charges	<b>6,000.00</b>
Principal Payments				State Aid Receivable	<b>42,821.00</b>
Interest Payments				Other Receivables	<b>111,978.12</b>
DEFERRED CHARGES	<b>37,648.56</b>			Total	<b>640,999.58</b>
SCHOOL, COUNTY, SPECIAL DISTRICT TAXES	<b>845,242.04</b>			LIABILITIES, RESERVES, AND SURPLUS	
RESERVE FOR UNCOLLECTED TAXES	<b>152,441.44</b>			Cash Liabilities	<b>109,093.21</b>
EMERGENCY EMPLOYMENT ACT OF 1971				Reserves for Receivables	<b>258,744.16</b>
EXPENDITURES TOTAL	<b>1,399,642.04</b>			Surplus Dec. 31, 1973	<b>273,162.21</b>
				Total	<b>640,999.58</b>

General Tax Rate Per \$100. 5.40  
State Equalized Tax Rate 4.43

**Form of Government:**  
**Township Committee**  
**Number of Members on Governing Body 3**

PER CAPITA:		PER CENT:	
Gross Debt	45.96	Gross Debt	1.12
Net Debt	2.48	Net Debt	.06
Debt Service	2.82	Tax Levy Collected	78.46
Total Tax Levy	213.50	Tax Levy Cancelled, Abated	
Municipal Expenditures	131.05	or Adjusted	

1971/3000

1107

Population 1970 19,610  
 Population 1973 20,005  
 S & P Rating  
 Moody Rating A

General Tax Rate Per \$100. 3.39  
 State Equalized Tax Rate 3.10

## LAWRENCE TOWNSHIP — MERCER COUNTY

Form of Government:

Council-Manager Plan E (OMCL50)

Number of Members on Governing Body 5

PER CAPITA: 330.40  
 Gross Debt 80.57  
 Net Debt 7.61  
 Debt Service 468.37  
 Total Tax Levy 176.19  
 Municipal Expenditures

PER CENT: 2.65  
 Gross Debt .65  
 Net Debt 94.78  
 Tax Levy Collected  
 Tax Levy Cancelled, Abated or Adjusted .43

EXPENDITURES		REVENUES-REALIZED		1973 PROPERTY TAX	
GENERAL GOVERNMENT		STATE EQUALIZED TAX RATE		1.68	
Governing Body & Public Boards		1973 Property Taxes Collected		8,883,237.98	
Municipal Clerk	20,055.00	1973 Payments in Lieu of Taxes			
Financial Administration	26,900.00	Delinquent Tax & Lien Collections		271,325.67	
Assessment of Taxes	36,463.00	Business Personalty Replacement Taxes		429,547.44	
Collection of Taxes	33,205.00	Taxes from Public Utilities		520,471.97	
Planning, Housing & Development	24,075.00	Other Miscellaneous Tax Revenues		5,942.95	
Human Resources	2,000.00	State Aid Revenues		107,792.63	
Elections	246,514.00	Federal Aid Revenues		29,165.23	
General Administration (other)		State and Local Fiscal Assistance Act Utilized		222,721.00	
JUDICIARY	24,097.00	Sale of Acquired Property		577,598.75	
Municipal Courts		Other Miscellaneous Revenues		125,995.35	
PUBLIC SAFETY	48,995.00	Other Revenues, Revenue Sharing Tax Effort		11,173,798.97	
Fire Protection	652,188.00	Prior Years Surplus Appropriated		275,000.00	
Police Protection	30,781.00	REVENUES TOTAL		11,448,798.97	
Civil Defense & Disaster Control	34,960.00	CAPITAL OUTLAY TOTAL		266,191.43	
Environmental Inspection & Control		Public Enterprises			
Other Public Safety	565,339.00	Recreation—Culture		124,825.54	
PUBLIC WORKS	445,436.00	Public Works		126,011.79	
Streets and Drainage	216,000.00	Buildings and Grounds		15,354.10	
Sewers and Sewage Processing	88,018.00	Library and Education			
Garbage and Trash Disposal	30,000.00	Conservation			
Public Buildings and Grounds		All Other			
Other Public Works	48,508.78	CAPITAL DEBT AUTHORIZED, DECEMBER 31, 1973			
HEALTH and WELFARE	11,460.00	ISSUED AND UNISSUED GROSS DEBT		NET DEBT	
Health Services Except Environmental		School		4,998,000	
Welfare-Public Assistance		Self-liquidating			
Hospitals, Clinics, First Aid		Other		1,611,746	
Animal, Insect, & Rodent Control		Total		6,609,746	
Other Welfare Services		ISSUED AND OUTSTANDING			
RECREATION and CONSERVATION		School		4,998,000.00	
Beaches and Boardwalks	69,480.00	Self-liquidating			
Parks, Playgrounds, Shade Trees		Other		1,377,600.00	
Land Reclamation & Conservation	1,000.00	Total		6,375,600.00	
Other Recreational Services		EQUALIZED VALUATION BASIS			
EDUCATION (excluding schools)		FOR NET DEBT COMPUTATION		249,198,432.67	
Libraries	1,500.00	REAL PROPERTY VALUATIONS			
Other Educational Services		Code Class # of Parcels % VAL'N		ASSESSED VALUATION	
STATUTORY EXPENDITURES		1 Vacant Land 964 5.40		14,373,200.00	
Pensions & F. I. C. A.	125,231.33	2 Residential 4486 55.36		147,336,400.00	
Employee Fringe Benefits	43,900.00	3 Farm 174 2.53		6,749,750.00	
Other Statutory Expenditures		4a Commercial 223 27.15		72,259,455.00	
MUNICIPAL FUNCTIONS	2,826,106.11	4b Industrial 36 7.49		19,946,800.00	
CAPITAL IMPROVEMENTS	348,000.00	4c Apartments 11 2.06		5,489,000.00	
DEBT SERVICE		Total 5894		266,154,605.00	
Principal Payments	92,000.00	Land Area 21.87 Sq. Miles			
Interest Payments	60,328.50	Net Valuation Taxable-Municipal		272,737,447.00	
DEFERRED CHARGES	19,644.67	Net Valuation Taxable-County		285,670,228.00	
SCHOOL, COUNTY, SPECIAL DISTRICT TAXES	7,853,845.53	State Equalized Valuation		297,010,803.00	
RESERVE FOR UNCOLLECTED TAXES	499,999.50	State Equalization Ratio		91.65	
EMERGENCY EMPLOYMENT ACT OF 1971	26,521.00				
EXPENDITURES TOTAL	11,378,445.31				
				PRIOR YEARS TAXES OUTSTANDING	
				Balance January 1, 1973	
				Collected in 1973	
				Cancelled, Abated or Adjusted 1973	
				Transfers to Tax Title Liens or Foreclosed	
				Balance December 31, 1973	
				TAX TITLE LIENS OUTSTANDING	
				Balance January 1, 1973	
				Transfers From Taxes	
				Redeemed in 1973	
				Cancelled, Abated or Adjusted (1973)	
				Transfers to Foreclosed Property	
				Balance December 31, 1973	
				PROPERTY ACQUIRED BY DEED OR FORECLOSURE	
				Balance January 1, 1973	
				Transfers From Taxes or Liens	
				Sale for Cash (1973)	
				Cancelled, Abated or Adjusted (1973)	
				Balance December 31, 1973	
				CURRENT FINANCES DECEMBER 31, 1973	
				ASSETS	
				Cash Dec. 31, 1973	
				Taxes Receivable	
				Tax Title Liens	
				Foreclosed Property	
				Emergencies & Other Deferred Charges	
				State Aid Receivable	
				Other Receivables	
				Total	
				LIABILITIES, RESERVES, AND SURPLUS	
				Cash Liabilities	
				Reserves for Receivables	
				Surplus Dec. 31, 1973	
				Total	

1018

Population 1970 890  
 Population 1973 900  
 S & P Rating  
 Moody Rating

General Tax Rate Per \$100. 4.06  
 State Equalized Tax Rate 2.89

LEBANON BOROUGH — HUNTERDON COUNTY  
 Form of Government:  
 Borough Council  
 Number of Members on Governing Body 6

PER CAPITA:  
 Gross Debt 326.71  
 Net Debt  
 Debt Service  
 Total Tax Levy 341.85  
 Municipal Expenditures 82.74

PER CENT:  
 Gross Debt 3.33  
 Net Debt  
 Tax Levy Collected 95.56  
 Tax Levy Cancelled, Abated or Adjusted

EXPENDITURES		REVENUES-REALIZED		1973 PROPERTY TAX	
<b>GENERAL GOVERNMENT</b>				STATE EQUALIZED TAX RATE — 1.32	
Governing Body & Public Boards		1973 Property Taxes Collected	294,000.44	Local District School Taxes	140,758.00
Municipal Clerk		1973 Payments in Lieu of Taxes		Regional & Consolidated School Tax	95,049.28
Financial Administration	2,200.00	Delinquent Tax & Lien Collections	16,262.16	School Taxes in Municipal Budget	
Assessment of Taxes	1,900.00	Business Personalty Replacement Taxes	4,580.33	County Taxes	42,024.74
Collection of Taxes	2,400.00	Taxes from Public Utilities	14,761.87	County Library Taxes	2,155.13
Planning, Housing & Development	3,000.00	Other Miscellaneous Tax Revenues		Local Municipal Purpose Taxes	24,099.08
Human Resources		State Aid Revenues	481.00	Veteran & Senior Citizen Taxes	4,570.00
Elections		Federal Aid Revenues		Total Taxes for Rate Computation	308,656.23
General Administration (other)	12,645.85	State and Local Fiscal Assistance Act Utilized	4,021.00	Special District Taxes	
<b>JUDICIARY</b>		Sale of Acquired Property		Bank Stock Taxes	900.92
Municipal Courts	2,900.00	Other Miscellaneous Revenues	13,778.07	Added and Omitted Taxes	2,679.60
<b>PUBLIC SAFETY</b>		Other Revenues, Revenue Sharing Tax Effort	400.00	Total Taxes Levied - ABSTRACT	307,666.75
Fire Protection	6,550.00	Total	348,284.87	Total Taxes Billed	307,666.75
Police Protection	5,900.00	Prior Years Surplus Appropriated	15,722.00	1973 TAXES COLLECTED	294,000.44
Civil Defense & Disaster Control	100.00	REVENUES TOTAL	364,006.87	1973 Taxes Cancelled, Abated or Adjusted	
Environmental Inspection & Control	325.00	CAPITAL OUTLAY TOTAL	5,575.00	Transfer to Tax Title Liens or Foreclosed	
Other Public Safety				Balance Outstanding Dec. 31, 1973	13,666.31
<b>PUBLIC WORKS</b>				<b>PRIOR YEARS TAXES OUTSTANDING</b>	
Streets and Drainage	5,394.15	Public Enterprises		Balance January 1, 1973	16,802.03
Sewers and Sewage Processing		Recreation—Culture	5,575.00	Collected in 1973	16,262.16
Garbage and Trash Disposal	12,000.00	Public Works		Cancelled, Abated or Adjusted 1973	
Public Buildings and Grounds		Buildings and Grounds		Transfers to Tax Title Liens or Foreclosed	
Other Public Works		Library and Education		Balance December 31, 1973	539.87
<b>HEALTH and WELFARE</b>		Conservation		<b>TAX TITLE LIENS OUTSTANDING</b>	
Health Services Except Environmental	125.00	All Other		Balance January 1, 1973	565.68
Welfare-Public Assistance	225.00	CAPITAL DEBT AUTHORIZED, DECEMBER 31, 1973		Transfers From Taxes	
Hospitals, Clinics, First Aid		ISSUED AND UNISSUED		Redeemed in 1973	
Animal, Insect, & Rodent Control		School	294,036	Cancelled, Abated or Adjusted (1973)	
Other Welfare Services		Self-liquidating		Transfers to Foreclosed Property	
<b>RECREATION and CONSERVATION</b>		Other		Balance December 31, 1973	565.68
Beaches and Boardwalks		Total	294,036	<b>PROPERTY ACQUIRED BY DEED OR FORECLOSURE</b>	
Parks, Playgrounds, Shade Trees		ISSUED AND OUTSTANDING		Balance January 1, 1973	
Land Reclamation & Conservation		School	91,366.87	Transfers From Taxes or Liens	
Other Recreational Services	3,400.00	Self-Liquidating		Sale for Cash (1973)	
<b>EDUCATION (excluding schools)</b>		Other		Cancelled, Abated or Adjusted (1973)	
Libraries		Total	91,366.87	Balance December 31, 1973	
Other Educational Services		EQUALIZED VALUATION BASIS		<b>CURRENT FINANCES DECEMBER 31, 1973</b>	
<b>STATUTORY EXPENDITURES</b>		FOR NET DEBT COMPUTATION	8,818,341.33	<b>ASSETS</b>	
Pensions & F. I. C. A.	400.00	REAL PROPERTY VALUATIONS		Cash Dec. 31, 1973	148,967.17
Employee Fringe Benefits		Code Class # of Parcels % VAL'N		Taxes Receivable	14,206.18
Other Statutory Expenditures		1 Vacant Land 25 3.12	225,242.00	Tax Title Liens	565.68
<b>MUNICIPAL FUNCTIONS</b>	59,465.00	2 Residential 207 62.56	4,515,660.00	Foreclosed Property	
<b>CAPITAL IMPROVEMENTS</b>	4,021.00	3 Farm 18 3.81	275,217.00	Emergencies & Other Deferred Charges	
<b>DEBT SERVICE</b>		4a Commercial 38 22.83	1,647,900.00	State Aid Receivable	16,914.50
Principal Payments		4b Industrial 3 7.67	553,730.00	Other Receivables	3,087.43
Interest Payments		4c Apartments		Total	183,740.96
<b>DEFERRED CHARGES</b>		Total 291	7,217,749.00	<b>LIABILITIES, RESERVES, AND SURPLUS</b>	
SCHOOL, COUNTY, SPECIAL DISTRICT TAXES	279,987.15	Land Area 1.23 Sq. Miles		Cash Liabilities	108,220.60
RESERVE FOR UNCOLLECTED TAXES	15,000.00	Net Valuation Taxable-Municipal	7,610,809.00	Reserves for Receivables	17,859.29
EMERGENCY EMPLOYMENT ACT OF 1971		Net Valuation Taxable-County	9,133,290.00	Surplus Dec. 31, 1973	57,661.07
<b>EXPENDITURES</b>		State Equalized Valuation	10,523,342.00	Total	183,740.96
<b>TOTAL</b>	354,452.15	State Equalization Ratio	71.25		

1019

Population 1970 4,250  
 Population 1973 4,415  
 S & P Rating  
 Moody Rating

General Tax Rate Per \$100 2.31  
 State Equalized Tax Rate 2.24

LEBANON TOWNSHIP — HUNTERDON COUNTY  
 Form of Government:  
 Township Committee  
 Number of Members on Governing Body 3

PER CAPITA:  
 Gross Debt 546.04  
 Net Debt 21.52  
 Debt Service 307.45  
 Total Tax Levy 164.84  
 Municipal Expenditures

PER CENT:  
 Gross Debt 4.90  
 Net Debt 0.19  
 Tax Levy Collected 89.83  
 Tax Levy Cancelled, Abated or Adjusted .29

EXPENDITURES		REVENUES-REALIZED		1973 PROPERTY TAX	
GENERAL GOVERNMENT		1973 Property Taxes Collected		STATE EQUALIZED TAX RATE — .90	
Governing Body & Public Boards		1,227,246.42		Local District School Taxes .89	
Municipal Clerk	6,700.00	102,130.93		Regional & Consolidated School Tax .89	
Financial Administration	12,000.00	33,702.64		School Taxes in Municipal Budget	
Assessment of Taxes	9,000.00	653,318.53		County Taxes .40	
Collection of Taxes	15,950.00	27,425.29		County Library Taxes .02	
Planning, Housing & Development		19,363.23		Local Municipal Purpose Taxes	
Human Resources	1,000.00	21,541.01		Veteran & Senior Citizen Taxes .04	
Elections	52,900.00	2,114,528.05		Total Taxes for Rate Computation 2.25	
General Administration (other)		2,239,528.05		Special District Taxes	
JUDICIARY	2,500.00	21,673.00		Bank Stock Taxes	
Municipal Courts		3,663.00		Added and Omitted Taxes	
PUBLIC SAFETY	10,800.00	18,010.00		Total Taxes Levied - ABSTRACT	
Fire Protection	56,250.00			Total Taxes Billed	
Police Protection	500.00			1973 TAXES COLLECTED	
Civil Defense & Disaster Control	1,800.00			1973 Taxes Cancelled, Abated or Adjusted	
Environmental Inspection & Control				Transfer to Tax Title Liens or Foreclosed	
Other Public Safety				Balance Outstanding Dec. 31, 1973	
PUBLIC WORKS	148,700.00			PRIOR YEARS TAXES OUTSTANDING	
Streets and Drainage				Balance January 1, 1973	
Sewers and Sewage Processing				Collected in 1973	
Garbage and Trash Disposal	8,000.00			Cancelled, Abated or Adjusted 1973	
Public Buildings and Grounds	1,000.00			Transfers to Tax Title Liens or Foreclosed	
Other Public Works				Balance December 31, 1973	
HEALTH and WELFARE	5,000.00			TAX TITLE LIENS OUTSTANDING	
Health Services Except Environmental	3,200.00			Balance January 1, 1973	
Welfare-Public Assistance				Transfers From Taxes	
Hospitals, Clinics, First Aid	1,000.00			Redeemed in 1973	
Animal, Insect, & Rodent Control				Cancelled, Abated or Adjusted (1973)	
Other Welfare Services				Transfers to Foreclosed Property	
RECREATION and CONSERVATION	2,000.00			Balance December 31, 1973	
Beaches and Boardwalks				PROPERTY ACQUIRED BY DEED OR	
Parks, Playgrounds, Shade Trees				FORECLOSURE	
Land Reclamation & Conservation				Balance January 1, 1973	
Other Recreational Services				Transfers From Taxes or Liens	
EDUCATION (excluding schools)	225,500.00			Sale for Cash (1973)	
Libraries				Cancelled, Abated or Adjusted (1973)	
Other Educational Services				Balance December 31, 1973	
STATUTORY EXPENDITURES	12,825.00			CURRENT FINANCES DECEMBER 31, 1973	
Pensions & F. I. C. A.	5,000.00			ASSETS	
Employee Fringe Benefits				Cash Dec. 31, 1973	
Other Statutory Expenditures				Taxes Receivable	
MUNICIPAL FUNCTIONS	581,625.00			Tax Title Liens	
CAPITAL IMPROVEMENTS	*MEMO* 154,000.00			Foreclosed Property	
DEBT SERVICE				Emergencies & Other Deferred Charges	
Principal Payments				State Aid Receivable	
Interest Payments				Other Receivables	
DEFERRED CHARGES				Total	
SCHOOL, COUNTY, SPECIAL DISTRICT TAXES	1,332,858.42			LIABILITIES, RESERVES, AND SURPLUS	
RESERVE FOR UNCOLLECTED TAXES	146,158.30			Cash Liabilities	
EMERGENCY EMPLOYMENT ACT OF 1971				Reserves for Receivables	
EXPENDITURES	2,060,641.72			Surplus Dec. 31, 1973	
				Total	

0229

Population 1970 8,865  
 Population 1973 8,920  
 S & P Rating  
 Moody Rating

General Tax Rate Per \$100. 3.71  
 State Equalized Tax Rate 3.04

## LEONIA BOROUGH — BERGEN COUNTY

Form of Government:

Borough Council

Number of Members on Governing Body 6

PER CAPITA:

Gross Debt 135.31  
 Net Debt 36.09  
 Debt Service 2.50  
 Total Tax Levy 381.11  
 Municipal Expenditures 167.30

PER CENT:

Gross Debt 1.18  
 Net Debt .32  
 Tax Levy Collected 97.82  
 Tax Levy Cancelled, Abated or Adjusted .17

EXPENDITURES		REVENUES-REALIZED		1973 PROPERTY TAX	
<b>GENERAL GOVERNMENT</b>				<b>STATE EQUALIZED TAX RATE</b> 1.86	
Governing Body & Public Boards		1973 Property Taxes Collected	3,335,142.63	Local District School Taxes	2,093,852.00
Municipal Clerk		1973 Payments in Lieu of Taxes	7,255.99	Regional & Consolidated School Tax	
Financial Administration	5,500.00	Delinquent Tax & Lien Collections	51,401.44	School Taxes in Municipal Budget	
Assessment of Taxes	9,091.01	Business Personalty Replacement Taxes	37,348.91	County Taxes	392,211.75
Collection of Taxes	32,383.42	Taxes from Public Utilities	294,881.56	County Library Taxes	
Planning, Housing & Development	9,216.66	Other Miscellaneous Tax Revenues		Local Municipal Purpose Taxes	899,850.42
Human Resources		State Aid Revenues	35,781.61	Veteran & Senior Citizen Taxes	38,290.00
Elections	675.00	Federal Aid Revenues	2,167.45	Total Taxes for Rate Computation	3,424,204.17
General Administration (other)	104,747.04	State and Local Fiscal Assistance Act Utilized	88,490.64	Special District Taxes	
<b>JUDICIARY</b>		Sale of Acquired Property		Bank Stock Taxes	6,055.28
Municipal Courts	16,075.00	Other Miscellaneous Revenues	89,930.66	Added and Omitted Taxes	7,569.09
<b>PUBLIC SAFETY</b>		Other Revenues, Revenue Sharing Tax Effort	20,323.27	Total Taxes Levied - ABSTRACT	3,399,538.54
Fire Protection	41,316.12	Total	3,962,724.16	Total Taxes Billed	3,409,540.17
Police Protection	305,178.80	Prior Years Surplus Appropriated	130,000.00	1973 TAXES COLLECTED	3,335,142.63
Civil Defense & Disaster Control		REVENUES	4,092,724.16	1973 Taxes Cancelled, Abated or Adjusted	5,717.34
Environmental Inspection & Control	17,745.90	CAPITAL OUTLAY	110,276.32	Transfer to Tax Title Liens or Foreclosed	1,810.48
Other Public Safety		Total		Balance Outstanding Dec. 31, 1973	66,869.72
<b>PUBLIC WORKS</b>		Public Enterprises		<b>PRIOR YEARS TAXES OUTSTANDING</b>	
Streets and Drainage	192,847.22	Recreation—Culture		Balance January 1, 1973	51,580.10
Sewers and Sewage Processing	62,175.70	Public Works	27,018.76	Collected in 1973	51,401.44
Garbage and Trash Disposal	119,521.51	Buildings and Grounds	83,257.56	Cancelled, Abated or Adjusted 1973	
Public Buildings and Grounds	50,906.50	Library and Education		Transfers to Tax Title Liens or Foreclosed	
Other Public Works	81,273.98	Conservation		Balance December 31, 1973	178.66
<b>HEALTH and WELFARE</b>		All Other		<b>TAX TITLE LIENS OUTSTANDING</b>	
Health Services Except Environmental	13,480.08			Balance January 1, 1973	3,946.98
Welfare-Public Assistance	2,012.00			Transfers From Taxes	1,810.48
Hospitals, Clinics, First Aid				Redeemed in 1973	
Animal, Insect, & Rodent Control				Cancelled, Abated or Adjusted (1973)	
Other Welfare Services				Transfers to Foreclosed Property	
<b>RECREATION and CONSERVATION</b>				Balance December 31, 1973	5,757.46
Beaches and Boardwalks				<b>PROPERTY ACQUIRED BY DEED OR FORECLOSURE</b>	
Parks, Playgrounds, Shade Trees	33,414.56			Balance January 1, 1973	58,615.00
Land Reclamation & Conservation				Transfers From Taxes or Liens	
Other Recreational Services	60,949.39			Sale for Cash (1973)	
<b>EDUCATION (excluding schools)</b>				Cancelled, Abated or Adjusted (1973)	
Libraries	94,350.00			Balance December 31, 1973	58,615.00
Other Educational Services				<b>CURRENT FINANCES DECEMBER 31, 1973</b>	
<b>STATUTORY EXPENDITURES</b>				<b>ASSETS</b>	
Pensions & F. I. C. A.	92,562.92			Cash Dec. 31, 1973	499,907.68
Employee Fringe Benefits	21,316.03			Taxes Receivable	67,048.38
Other Statutory Expenditures				Tax Title Liens	5,757.46
<b>MUNICIPAL FUNCTIONS</b>				Foreclosed Property	58,615.00
CAPITAL IMPROVEMENTS	110,000.00			Emergencies & Other Deferred Charges	
<b>DEBT SERVICE</b>				State Aid Receivable	627.45
Principal Payments	15,000.00			Other Receivables	5,093.67
Interest Payments	7,300.00			Total	637,049.64
<b>DEFERRED CHARGES</b>				<b>LIABILITIES, RESERVES, AND SURPLUS</b>	
SCHOOL, COUNTY, SPECIAL DISTRICT TAXES	2,486,063.75			Cash Liabilities	117,796.30
RESERVE FOR UNCOLLECTED TAXES	101,782.73			Reserves for Receivables	136,514.51
EMERGENCY EMPLOYMENT ACT OF 1971	1,509.29			Surplus Dec. 31, 1973	382,738.83
<b>EXPENDITURES</b>				Total	637,049.64
TOTAL	3,978,395.01				

2114

Population 1970 **1,235**  
 Population 1973 **1,280**  
 S & P Rating  
 Moody Rating

General Tax Rate Per \$100 **4.57**  
 State Equalized Tax Rate **3.58**

## LIBERTY TOWNSHIP — WARREN COUNTY

Form of Government:  
 Township Committee  
 Number of Members on Governing Body 3

PER CAPITA: **585.94**  
 Gross Debt **237.69**  
 Net Debt  
 Debt Service **491.93**  
 Total Tax Levy **186.64**  
 Municipal Expenditures

PER CENT: **5.05**  
 Gross Debt **2.05**  
 Net Debt **86.43**  
 Tax Levy Collected  
 Tax Levy Cancelled, Abated or Adjusted **3.00**

EXPENDITURES		REVENUES-REALIZED		1973 PROPERTY TAX	
GENERAL GOVERNMENT		1973 Property Taxes Collected		STATE EQUALIZED TAX RATE <b>2.09</b>	
Governing Body & Public Boards			<b>544,868.94</b>	Local District School Taxes	
Municipal Clerk				Regional & Consolidated School Tax	
Financial Administration	<b>2,150.00</b>	1973 Payments in Lieu of Taxes		School Taxes in Municipal Budget	
Assessment of Taxes	<b>3,950.00</b>	Delinquent Tax & Lien Collections	<b>54,645.79</b>	County Taxes	
Collection of Taxes	<b>4,700.00</b>	Business Personalty Replacement Taxes	<b>8,044.93</b>	County Library Taxes	
Planning, Housing & Development	<b>1,400.00</b>	Taxes from Public Utilities	<b>24,695.05</b>	Local Municipal Purpose Taxes	
Human Resources		Other Miscellaneous Tax Revenues		Veteran & Senior Citizen Taxes	
Elections		State Aid Revenues	<b>11,650.51</b>	Total Taxes for Rate Computation	
General Administration (other)	<b>8,250.00</b>	Federal Aid Revenues		Special District Taxes	
JUDICIARY		State and Local Fiscal Assistance Act Utilized	<b>10,627.00</b>	Bank Stock Taxes	
Municipal Courts		Sale of Acquired Property		Added and Omitted Taxes	
PUBLIC SAFETY		Other Miscellaneous Revenues	<b>7,274.94</b>	Total Taxes Levied - ABSTRACT	
Fire Protection	<b>3,300.00</b>	Other Revenues, Revenue Sharing Tax Effort	<b>3,432.25</b>	Total Taxes Billed	
Police Protection	<b>3,200.00</b>		<b>665,239.41</b>	1973 TAXES COLLECTED	
Civil Defense & Disaster Control	<b>100.00</b>	Prior Years Surplus Appropriated		1973 Taxes Cancelled, Abated or Adjusted	
Environmental Inspection & Control		REVENUES TOTAL	<b>665,239.41</b>	Transfer to Tax Title Liens or Foreclosed	
Other Public Safety		CAPITAL OUTLAY TOTAL		Balance Outstanding Dec. 31, 1973	
PUBLIC WORKS		Public Enterprises		PRIOR YEARS TAXES OUTSTANDING	
Streets and Drainage	<b>42,200.00</b>	Recreation—Culture		Balance January 1, 1973	
Sewers and Sewage Processing		Public Works		Collected in 1973	
Garbage and Trash Disposal	<b>9,600.00</b>	Buildings and Grounds		Cancelled, Abated or Adjusted 1973	
Public Buildings and Grounds		Library and Education		Transfers to Tax Title Liens or Foreclosed	
Other Public Works		Conservation		Balance December 31, 1973	
HEALTH and WELFARE		All Other		TAX TITLE LIENS OUTSTANDING	
Health Services Except Environmental	<b>250.00</b>			Balance January 1, 1973	
Welfare-Public Assistance	<b>1,000.00</b>	CAPITAL DEBT AUTHORIZED, DECEMBER 31, 1973		Transfers From Taxes	
Hospitals, Clinics, First Aid	<b>1,075.00</b>	ISSUED AND UNISSUED GROSS DEBT		Redeemed in 1973	
Animal, Insect, & Rodent Control	<b>150.00</b>	School	<b>750,000</b>	Cancelled, Abated or Adjusted (1973)	
Other Welfare Services		Self-liquidating		Transfers to Foreclosed Property	
RECREATION and CONSERVATION		Other		Balance December 31, 1973	
Beaches and Boardwalks		Total	<b>750,000</b>	PROPERTY ACQUIRED BY DEED OR	
Parks, Playgrounds, Shade Trees				FORECLOSURE	
Land Reclamation & Conservation		ISSUED AND OUTSTANDING		Balance January 1, 1973	
Other Recreational Services	<b>500.00</b>	School		Transfers From Taxes or Liens	
EDUCATION (excluding schools)		Self-Liquidating		Sale for Cash (1973)	
Libraries		Other		Cancelled, Abated or Adjusted (1973)	
Other Educational Services		Total		Balance December 31, 1973	
STATUTORY EXPENDITURES		EQUALIZED VALUATION BASIS		CURRENT FINANCES DECEMBER 31, 1973	
Pensions & F. I. C. A.	<b>4,888.00</b>	FOR NET DEBT COMPUTATION	<b>14,858,539.33</b>	ASSETS	
Employee Fringe Benefits		REAL PROPERTY VALUATIONS		Cash Dec. 31, 1973	
Other Statutory Expenditures		Code Class # of Parcels % VAL'N		Taxes Receivable	
MUNICIPAL FUNCTIONS		1 Vacant Land 268 12.50	<b>1,709,408.00</b>	Tax Title Liens	
CAPITAL IMPROVEMENTS	<b>5,554.00</b>	2 Residential 531 66.94	<b>9,152,120.00</b>	Foreclosed Property	
DEBT SERVICE		3 Farm 148 14.80	<b>2,023,437.00</b>	Emergencies & Other Deferred Charges	
Principal Payments		4a Commercial 24 5.76	<b>787,675.00</b>	State Aid Receivable	
Interest Payments		4b Industrial		Other Receivables	
DEFERRED CHARGES	<b>8,827.24</b>	4c Apartments		Total	
SCHOOL, COUNTY, SPECIAL DISTRICT TAXES	<b>474,273.64</b>	Total 971	<b>13,672,640.00</b>	LIABILITIES, RESERVES, AND SURPLUS	
RESERVE FOR UNCOLLECTED TAXES	<b>143,353.75</b>	Land Area 12.25 Sq. Miles		Cash Liabilities	
EMERGENCY EMPLOYMENT ACT OF 1971		Net Valuation Taxable-Municipal	<b>13,689,655.00</b>	Reserves for Receivables	
EXPENDITURES		Net Valuation Taxable-County	<b>14,617,719.00</b>	Surplus Dec. 31, 1973	
TOTAL	<b>713,167.63</b>	State Equalized Valuation	<b>17,456,759.00</b>	Total	
		State Equalization Ratio	<b>78.40</b>		

1416

Population 1970 9,070  
 Population 1973 9,370  
 S & P Rating BBB  
 Moody Rating BAA

General Tax Rate Per \$100. 3.58  
 State Equalized Tax Rate 3.61

## LINCOLN PARK BOROUGH — MORRIS COUNTY

Form of Government:

Mayor-Council Plan F (OMCL50)

Number of Members on Governing Body 7

PER CAPITA: 298.35  
 Gross Debt 99.09  
 Net Debt 7.27  
 Debt Service 378.21  
 Total Tax Levy 164.38  
 Municipal Expenditures

PER CENT: 3.13  
 Gross Debt 1.04  
 Net Debt 90.49  
 Tax Levy Collected 1.02  
 Tax Levy Cancelled, Abated or Adjusted

EXPENDITURES		REVENUES-REALIZED		1973 PROPERTY TAX	
<b>GENERAL GOVERNMENT</b>				<b>STATE EQUALIZED TAX RATE</b>	
Governing Body & Public Boards		1973 Property Taxes Collected	3,206,979.42	Local District School Taxes	2.21 2,174,233.00
Municipal Clerk		1973 Payments in Lieu of Taxes		Regional & Consolidated School Tax	
Financial Administration	22,562.00	Delinquent Tax & Lien Collections	207,309.83	School Taxes in Municipal Budget	
Assessment of Taxes	14,010.00	Business Personalty Replacement Taxes	55,528.87	County Taxes	.43 423,280.97
Collection of Taxes	17,549.00	Taxes from Public Utilities	115,280.11	County Library Taxes	
Planning, Housing & Development	24,125.00	Other Miscellaneous Tax Revenues		Local Municipal Purpose Taxes	.94 923,704.79
Human Resources		State Aid Revenues	79,871.17	Veteran & Senior Citizen Taxes	.04 39,090.00
Elections		Federal Aid Revenues	12,728.40	Total Taxes for Rate Computation	3.62 3,560,308.76
General Administration (other)	149,886.00	State and Local Fiscal Assistance Act Utilized	165,888.00	Special District Taxes	
<b>JUDICIARY</b>		Sale of Acquired Property	2,225.00	Bank Stock Taxes	2,685.40
Municipal Courts	8,600.00	Other Miscellaneous Revenues	75,486.63	Added and Omitted Taxes	19,944.10
<b>PUBLIC SAFETY</b>		Other Revenues, Revenue Sharing Tax Effort	45,047.07	Total Taxes Levied - ABSTRACT	3,543,848.26
Fire Protection	39,700.00	Total	3,970,344.50	Total Taxes Billed	3,543,869.67
Police Protection	251,335.00	Prior Years Surplus Appropriated	110,000.00	1973 TAXES COLLECTED	3,206,979.42
Civil Defense & Disaster Control	2,700.00	REVENUES TOTAL	4,080,344.50	1973 Taxes Cancelled, Abated or Adjusted	36,281.06
Environmental Inspection & Control	15,120.00	<b>CAPITAL OUTLAY</b>	7,904.80	Transfer to Tax Title Liens or Foreclosed	93,313.80
Other Public Safety		<b>TOTAL</b>	7,904.80	Balance Outstanding Dec. 31, 1973	207,295.39
<b>PUBLIC WORKS</b>		Public Enterprises	7,200.00	<b>PRIOR YEARS TAXES OUTSTANDING</b>	
Streets and Drainage	218,726.00	Recreation—Culture		Balance January 1, 1973	135,154.63
Sewers and Sewage Processing	67,800.00	Public Works	704.80	Collected in 1973	133,278.23
Garbage and Trash Disposal	98,700.00	Buildings and Grounds		Cancelled, Abated or Adjusted 1973	
Public Buildings and Grounds	32,620.00	Library and Education		Transfers to Tax Title Liens or Foreclosed	1,833.84
Other Public Works	12,000.00	Conservation		Balance December 31, 1973	42.56
<b>HEALTH and WELFARE</b>		All Other		<b>TAX TITLE LIENS OUTSTANDING</b>	
Health Services Except Environmental	18,871.00	<b>CAPITAL DEBT AUTHORIZED, DECEMBER 31, 1973</b>		Balance January 1, 1973	189,019.33
Welfare-Public Assistance	750.00	ISSUED AND UNISSUED		Transfers From Taxes	95,333.77
Hospitals, Clinics, First Aid	2,400.00	School	1,213,000	Redeemed in 1973	74,031.60
Animal, Insect, & Rodent Control	2,455.00	Self-liquidating	1,086,800	Cancelled, Abated or Adjusted (1973)	
Other Welfare Services		Other	495,748	Transfers to Foreclosed Property	
<b>RECREATION and CONSERVATION</b>		Total	2,795,548	Balance December 31, 1973	210,321.50
Beaches and Boardwalks		<b>ISSUED AND OUTSTANDING</b>		<b>PROPERTY ACQUIRED BY DEED OR FORECLOSURE</b>	
Parks, Playgrounds, Shade Trees	44,112.00	School	1,213,000.00	Balance January 1, 1973	32,715.00
Land Reclamation & Conservation		Self-Liquidating	1,084,000.00	Transfers From Taxes or Liens	
Other Recreational Services	1,500.00	Other	465,600.00	Sale for Cash (1973)	2,225.00
<b>EDUCATION (excluding schools)</b>		Total	2,762,600.00	Cancelled, Abated or Adjusted (1973)	
Libraries	68,000.00	<b>EQUALIZED VALUATION BASIS</b>		Balance December 31, 1973	30,490.00
Other Educational Services	650.00	<b>FOR NET DEBT COMPUTATION</b>	89,277,096.67	<b>CURRENT FINANCES DECEMBER 31, 1973</b>	
<b>STATUTORY EXPENDITURES</b>		<b>REAL PROPERTY VALUATIONS</b>		<b>ASSETS</b>	
Pensions & F. I. C. A.	60,000.00	Code Class # of Parcels % VAL'N		Cash Dec. 31, 1973	325,071.74
Employee Fringe Benefits	18,620.00	1 Vacant Land 607 11.74	11,646,100.00	Taxes Receivable	207,337.95
Other Statutory Expenditures		2 Residential 2006 66.02	65,484,200.00	Tax Title Liens	210,321.50
<b>MUNICIPAL FUNCTIONS</b>		3 Farm 37 .50	502,500.00	Foreclosed Property	30,490.00
<b>CAPITAL IMPROVEMENTS</b>		4a Commercial 91 9.64	9,558,800.00	Emergencies & Other Deferred Charges	15,960.00
<b>DEBT SERVICE</b>		4b Industrial 14 4.43	4,397,400.00	State Aid Receivable	
Principal Payments	40,800.00	4c Apartments 3 7.66	7,602,300.00	Other Receivables	13,230.35
Interest Payments	27,279.00	Total 2758	99,191,300.00	Total	802,411.54
<b>DEFERRED CHARGES</b>		Land Area 6.66 Sq. Miles		<b>LIABILITIES, RESERVES, AND SURPLUS</b>	
SCHOOL, COUNTY, SPECIAL DISTRICT TAXES	20,020.73	Net Valuation Taxable-Municipal	99,575,869.00	Cash Liabilities	139,688.49
RESERVE FOR UNCOLLECTED TAXES	2,597,513.97	Net Valuation Taxable-County	100,945,099.00	Reserves for Receivables	461,379.80
EMERGENCY EMPLOYMENT ACT OF 1971	246,303.63	State Equalized Valuation	98,607,269.00	Surplus Dec. 31, 1973	201,343.25
<b>EXPENDITURES</b>		State Equalization Ratio	100.99	Total	802,411.54
<b>TOTAL</b>	4,137,748.33				

2009

Population 1970 **41,475**  
 Population 1973 **42,155**  
 S & P Rating **AA**  
 Moody Rating **AA**

General Tax Rate Per \$100 **3.05**  
 State Equalized Tax Rate **1.98**

## LINDEN CITY — UNION COUNTY

Form of Government:

City Charter Act (P.L. 1897 c.30)

Number of Members on Governing Body 11

PER CAPITA:

Gross Debt **510.62**  
 Net Debt **219.62**  
 Debt Service **38.03**  
 Total Tax Levy **361.61**  
 Municipal Expenditures **279.95**

PER CENT:

Gross Debt **3.10**  
 Net Debt **1.33**  
 Tax Levy Collected **98.90**  
 Tax Levy Cancelled, Abated or Adjusted **.06**

EXPENDITURES		REVENUES-REALIZED		1973 PROPERTY TAX	
GENERAL GOVERNMENT				STATE EQUALIZED TAX RATE <b>1.39</b>	
Governing Body & Public Boards	125,315.00	1973 Property Taxes Collected	15,085,873.83	Local District School Taxes	8,449,711.00
Municipal Clerk	66,425.00	1973 Payments in Lieu of Taxes	10,008.39	Regional & Consolidated School Tax	
Financial Administration	94,766.00	Delinquent Tax & Lien Collections	151,259.20	School Taxes in Municipal Budget	910,000.00
Assessment of Taxes	234,550.00	Business Personalty Replacement Taxes	2,204,202.59	County Taxes	3,800,720.06
Collection of Taxes	73,316.00	Taxes from Public Utilities	3,968,125.98	County Library Taxes	
Planning, Housing & Development	22,690.00	Other Miscellaneous Tax Revenues		Local Municipal Purpose Taxes	1,993,360.98
Human Resources	325.00	State Aid Revenues	206,776.91	Veteran & Senior Citizen Taxes	246,160.00
Elections	5,085.00	Federal Aid Revenues	83,265.87	Total Taxes for Rate Computation	15,399,952.04
General Administration (other)	497,590.00	State and Local Fiscal Assistance Act Utilized	950,000.00	Special District Taxes	
JUDICIARY		Sale of Acquired Property		Bank Stock Taxes	37,960.62
Municipal Courts	56,746.00	Other Miscellaneous Revenues	475,919.68	Added and Omitted Taxes	51,795.94
PUBLIC SAFETY		Other Revenues, Revenue Sharing Tax Effort	138,834.33	Total Taxes Levied - ABSTRACT	15,243,548.60
Fire Protection	2,045,569.25	Total	23,274,266.78	Total Taxes Billed	15,254,398.62
Police Protection	1,883,805.00	Prior Years Surplus Appropriated	1,033,939.62	1973 TAXES COLLECTED	15,085,873.83
Civil Defense & Disaster Control	13,580.70	REVENUES TOTAL	24,308,206.40	1973 Taxes Cancelled, Abated or Adjusted	9,153.85
Environmental Inspection & Control	69,418.00	CAPITAL OUTLAY TOTAL	2,719,445.51	Transfer to Tax Title Liens or Foreclosed	12,154.25
Other Public Safety	17,691.00			Balance Outstanding Dec. 31, 1973	147,216.69
PUBLIC WORKS		Public Enterprises		PRIOR YEARS TAXES OUTSTANDING	
Streets and Drainage	1,113,740.00	Recreation—Culture	921.27	Balance January 1, 1973	159,497.40
Sewers and Sewage Processing	436,998.45	Public Works	1,979,984.65	Collected in 1973	147,405.39
Garbage and Trash Disposal	338,300.00	Buildings and Grounds	91,914.59	Cancelled, Abated or Adjusted 1973	136.83
Public Buildings and Grounds	340,881.00	Library and Education	646,625.00	Transfers to Tax Title Liens or Foreclosed	6,041.30
Other Public Works	1,000.00	Conservation		Balance December 31, 1973	5,913.88
HEALTH and WELFARE		All Other		TAX TITLE LIENS OUTSTANDING	
Health Services Except Environmental	159,933.48			Balance January 1, 1973	19,434.38
Welfare-Public Assistance	24,499.00			Transfers From Taxes	18,952.32
Hospitals, Clinics, First Aid				Redeemed in 1973	3,853.81
Animal, Insect, & Rodent Control	12,450.00			Cancelled, Abated or Adjusted (1973)	
Other Welfare Services				Transfers to Foreclosed Property	
RECREATION and CONSERVATION				Balance December 31, 1973	34,532.89
Beaches and Boardwalks				PROPERTY ACQUIRED BY DEED OR	
Parks, Playgrounds, Shade Trees	177,650.00			FORECLOSURE	
Land Reclamation & Conservation	18,000.00			Balance January 1, 1973	125,922.50
Other Recreational Services	328,457.00			Transfers From Taxes or Liens	
EDUCATION (excluding schools)				Sale for Cash (1973)	
Libraries	347,000.00			Cancelled, Abated or Adjusted (1973)	200.00
Other Educational Services	800.00			Balance December 31, 1973	125,722.50
STATUTORY EXPENDITURES				CURRENT FINANCES DECEMBER 31, 1973	
Pensions & F. I. C. A.	852,500.00			ASSETS	
Employee Fringe Benefits	272,000.00			Cash Dec. 31, 1973	2,593,021.86
Other Statutory Expenditures				Taxes Receivable	153,130.57
MUNICIPAL FUNCTIONS TOTAL	9,631,080.88			Tax Title Liens	34,532.89
CAPITAL IMPROVEMENTS *MEMO*	50,000.00			Foreclosed Property	125,722.50
DEBT SERVICE				Emergencies & Other Deferred Charges	173,300.00
Principal Payments	863,000.00			State Aid Receivable	64,519.33
Interest Payments	740,000.00			Other Receivables	16,699.95
TYPE I SCHL DEBT *MEMO	910,000.00			Total	3,160,627.10
DEFERRED CHARGES	65,939.00			LIABILITIES, RESERVES, AND SURPLUS	
SCHOOL, COUNTY, SPECIAL DISTRICT TAXES	13,160,431.06			Cash Liabilities	1,471,710.90
RESERVE FOR UNCOLLECTED TAXES	386,650.78			Reserves for Receivables	330,085.91
EMERGENCY EMPLOYMENT ACT OF 1971	114,500.00			Surplus Dec. 31, 1973	1,358,830.29
EXPENDITURES TOTAL	24,961,601.72			Total	3,160,627.10

1971/3000

\* ABOVE DEBT SERVICE INCLUDES TYPE I SCHOOL DEBT

0422

Population 1970 12,375  
 Population 1973 16,065  
 S & P Rating  
 Moody Rating

General Tax Rate Per \$100. 4.21  
 State Equalized Tax Rate 3.21

LINDENWOLD BOROUGH — CAMDEN COUNTY  
 Form of Government:  
 Borough Council  
 Number of Members on Governing Body 6

PER CAPITA: 189.26 PER CENT: 4.31  
 Gross Debt 28.81 Gross Debt .66  
 Net Debt 2.79 Net Debt 92.42  
 Debt Service 199.92 Tax Levy Collected  
 Total Tax Levy 78.22 Tax Levy Cancelled, Abated  
 Municipal Expenditures or Adjusted

EXPENDITURES		REVENUES-REALIZED		1973 PROPERTY TAX	
<b>GENERAL GOVERNMENT</b>				<b>STATE EQUALIZED TAX RATE</b>	
Governing Body & Public Boards		1973 Property Taxes Collected	2,968,233.63	Local District School Taxes .63	599,163.43
Municipal Clerk		1973 Payments in Lieu of Taxes		Regional & Consolidated School Tax 1.08	1,016,776.96
Financial Administration	22,890.00	Delinquent Tax & Lien Collections	129,723.49	School Taxes in Municipal Budget	
Assessment of Taxes	20,620.00	Business Personalty Replacement Taxes	13,978.78	County Taxes .88	826,803.48
Collection of Taxes	16,600.00	Taxes from Public Utilities	167,186.72	County Library Taxes .03	25,041.09
Planning, Housing & Development	6,400.00	Other Miscellaneous Tax Revenues		Local Municipal Purpose Taxes .54	511,047.53
Human Resources		State Aid Revenues	45,683.64	Veteran & Senior Citizen Taxes .06	57,095.00
Elections	2,913.00	Federal Aid Revenues	19,000.00	Total Taxes for Rate Computation 3.22	3,035,927.49
General Administration (other)	131,500.00	State and Local Fiscal Assistance Act Utilized	64,162.00	Special District Taxes	
<b>JUDICIARY</b>		Sale of Acquired Property	42,405.00	Bank Stock Taxes	1,352.47
Municipal Courts	15,400.00	Other Miscellaneous Revenues	49,704.84	Added and Omitted Taxes	231,601.18
<b>PUBLIC SAFETY</b>		Other Revenues, Revenue Sharing Tax Effort	199,474.27	Total Taxes Levied - ABSTRACT	3,211,786.14
Fire Protection	37,568.00	Total	3,699,552.37	Total Taxes Billed	3,211,786.14
Police Protection	303,951.00	Prior Years Surplus Appropriated	420,000.00	1973 TAXES COLLECTED	2,968,233.63
Civil Defense & Disaster Control	1.00	REVENUES TOTAL	4,119,552.37	1973 Taxes Cancelled, Abated or Adjusted	
Environmental Inspection & Control	15,600.00	CAPITAL OUTLAY TOTAL	73,799.73	Transfer to Tax Title Liens or Foreclosed	
Other Public Safety				Balance Outstanding Dec. 31, 1973	243,552.51
<b>PUBLIC WORKS</b>				<b>PRIOR YEARS TAXES OUTSTANDING</b>	
Streets and Drainage	211,100.00	Public Enterprises	21,020.63	Balance January 1, 1973	121,138.21
Sewers and Sewage Processing		Recreation—Culture		Collected in 1973	102,681.36
Garbage and Trash Disposal	42,000.00	Public Works	49,037.64	Cancelled, Abated or Adjusted 1973	
Public Buildings and Grounds	18,550.00	Buildings and Grounds	3,741.46	Transfers to Tax Title Liens or Foreclosed	
Other Public Works		Library and Education		Balance December 31, 1973	18,456.85
<b>HEALTH and WELFARE-</b>		Conservation		<b>TAX TITLE LIENS OUTSTANDING</b>	
Health Services Except Environmental	9,975.00	All Other		Balance January 1, 1973	60,262.52
Welfare-Public Assistance	7,400.00			Transfers From Taxes	
Hospitals, Clinics, First Aid				Redeemed in 1973	27,042.13
Animal, Insect, & Rodent Control	3,600.00			Cancelled, Abated or Adjusted (1973)	
Other Welfare Services				Transfers to Foreclosed Property	
<b>RECREATION and CONSERVATION</b>				Balance December 31, 1973	33,220.39
Beaches and Boardwalks				<b>PROPERTY ACQUIRED BY DEED OR FORECLOSURE</b>	
Parks, Playgrounds, Shade Trees	28,760.00			Balance January 1, 1973	109,320.50
Land Reclamation & Conservation				Transfers From Taxes or Liens	
Other Recreational Services	6,300.00			Sale for Cash (1973)	42,405.00
<b>EDUCATION (excluding schools)-</b>				Cancelled, Abated or Adjusted (1973)	
Libraries	5,300.00			Balance December 31, 1973	66,915.50
Other Educational Services				<b>CURRENT FINANCES DECEMBER 31, 1973</b>	
<b>STATUTORY EXPENDITURES</b>				<b>ASSETS</b>	
Pensions & F. I. C. A.	49,000.00			Cash Dec. 31, 1973	853,124.69
Employee Fringe Benefits				Taxes Receivable	262,009.36
Other Statutory Expenditures				Tax Title Liens	33,220.39
<b>MUNICIPAL FUNCTIONS</b>				Foreclosed Property	66,915.50
CAPITAL IMPROVEMENTS *MEMO*	264,162.00			Emergencies & Other Deferred Charges	34,700.00
<b>DEBT SERVICE</b>				State Aid Receivable	15,418.00
Principal Payments	25,000.00			Other Receivables	26,327.50
Interest Payments	19,879.67			Total	1,291,715.44
<b>DEFERRED CHARGES</b>				<b>LIABILITIES, RESERVES, AND SURPLUS</b>	
SCHOOL, COUNTY, SPECIAL DISTRICT TAXES	2,467,784.96			Cash Liabilities	204,478.69
RESERVE FOR UNCOLLECTED TAXES	212,059.94			Reserves for Receivables	388,472.75
EMERGENCY EMPLOYMENT ACT OF 1971	19,000.00			Surplus Dec. 31, 1973	698,764.00
<b>EXPENDITURES TOTAL</b>	3,724,333.88			Total	1,291,715.44

0114

Population 1970 6,160  
 Population 1973 6,415  
 S & P Rating  
 Moody Rating BAA

General Tax Rate Per \$100. 4.47  
 State Equalized Tax Rate 3.95

## LINWOOD CITY — ATLANTIC COUNTY

Form of Government:

City Charter Act (P.L. 1897, c.30)

Number of Members on Governing Body 7

PER CAPITA:  
 Gross Debt 296.34  
 Net Debt 4.68  
 Debt Service 27.20  
 Total Tax Levy 359.56  
 Municipal Expenditures 140.65

PER CENT:  
 Gross Debt 3.65  
 Net Debt .06  
 Tax Levy Collected 98.44  
 Tax Levy Cancelled, Abated or Adjusted .16

EXPENDITURES		REVENUES-REALIZED		1973 PROPERTY TAX	
GENERAL GOVERNMENT		1973 Property Taxes Collected		STATE EQUALIZED TAX RATE	
Governing Body & Public Boards		2,273,546.39		Local District School Taxes 1.48	
Municipal Clerk				Regional & Consolidated School Tax .87	
Financial Administration	5,650.00	1973 Payments in Lieu of Taxes		School Taxes in Municipal Budget .22	
Assessment of Taxes	7,300.00	Delinquent Tax & Lien Collections 28,905.85		County Taxes .77	
Collection of Taxes	18,600.00	Business Personalty Replacement Taxes 19,185.88		County Library Taxes .01	
Planning, Housing & Development	5,200.00	Taxes from Public Utilities 111,389.24		Local Municipal Purpose Taxes .53	
Human Resources	1,750.00	Other Miscellaneous Tax Revenues		Veteran & Senior Citizen Taxes .08	
Elections	1,200.00	State Aid Revenues 65,353.39		Total Taxes for Rate Computation 3.96	
General Administration (other)	64,524.65	Federal Aid Revenues 26,502.53		Special District Taxes	
JUDICIARY		State and Local Fiscal Assistance Act Utilized 51,964.50		Bank Stock Taxes	
Municipal Courts	6,950.00	Sale of Acquired Property		Added and Omitted Taxes	
PUBLIC SAFETY		Other Miscellaneous Revenues 77,816.75		Total Taxes Levied - ABSTRACT	
Fire Protection	74,520.00	Other Revenues, Revenue Sharing Tax Effort 7,629.33		Total Taxes Billed	
Police Protection	168,900.00	Total 2,662,293.86		1973 TAXES COLLECTED	
Civil Defense & Disaster Control	1,400.00	Prior Years Surplus Appropriated 175,000.00		1973 Taxes Cancelled, Abated or Adjusted	
Environmental Inspection & Control	3,850.00	REVENUES TOTAL 2,837,293.86		Transfer to Tax Title Liens or Foreclosed	
Other Public Safety		CAPITAL OUTLAY TOTAL		Balance Outstanding Dec. 31, 1973	
PUBLIC WORKS				PRIOR YEARS TAXES OUTSTANDING	
Streets and Drainage	94,200.00	Public Enterprises		Balance January 1, 1973	
Sewers and Sewage Processing		Recreation—Culture		Collected in 1973	
Garbage and Trash Disposal	40,950.00	Public Works		Cancelled, Abated or Adjusted 1973	
Public Buildings and Grounds	23,275.00	Buildings and Grounds		Transfers to Tax Title Liens or Foreclosed	
Other Public Works		Library and Education		Balance December 31, 1973	
HEALTH and WELFARE		Conservation		TAX TITLE LIENS OUTSTANDING	
Health Services Except Environmental	675.00	All Other		Balance January 1, 1973	
Welfare—Public Assistance	870.00	CAPITAL DEBT AUTHORIZED, DECEMBER 31, 1973		Transfers From Taxes	
Hospitals, Clinics, First Aid	2,200.00	ISSUED AND UNISSUED GROSS DEBT NET DEBT		Redeemed in 1973	
Animal, Insect, & Rodent Control	100.00	School 1,871,012		Cancelled, Abated or Adjusted (1973)	
Other Welfare Services		Self-liquidating 30,000 30,000		Transfers to Foreclosed Property	
RECREATION and CONSERVATION		Other 30,000 30,000		Balance December 31, 1973	
Beaches and Boardwalks	19,910.35	Total 1,901,012 30,000		PROPERTY ACQUIRED BY DEED OR FORECLOSURE	
Parks, Playgrounds, Shade Trees		ISSUED AND OUTSTANDING		Balance January 1, 1973	
Land Reclamation & Conservation		School 1,871,012.89		Transfers From Taxes or Liens	
Other Recreational Services		Self-Liquidating 30,000.00		Sale for Cash (1973)	
EDUCATION (excluding schools)		Other 30,000.00		Cancelled, Abated or Adjusted (1973)	
Libraries	11,500.00	Total 1,901,012.89		Balance December 31, 1973	
Other Educational Services		EQUALIZED VALUATION BASIS		CURRENT FINANCES DECEMBER 31, 1973	
STATUTORY EXPENDITURES		FOR NET DEBT COMPUTATION		ASSETS	
Pensions & F. I. C. A.	35,381.19	REAL PROPERTY VALUATIONS		Cash Dec. 31, 1973	
Employee Fringe Benefits	11,100.00	Code Class # of Parcels % VAL'N ASSESSED VALUATION		Taxes Receivable	
Other Statutory Expenditures		1 Vacant Land 419 3.33 1,703,950.00		Tax Title Liens	
MUNICIPAL FUNCTIONS TOTAL	600,006.19	2 Residential 1790 79.28 40,611,100.00		Foreclosed Property	
CAPITAL IMPROVEMENTS *MEMO*	32,000.00	3 Farm 5 .64 327,200.00		Emergencies & Other Deferred Charges	
DEBT SERVICE		4a Commercial 57 16.71 8,560,500.00		State Aid Receivable	
Principal Payments	93,300.00	4b Industrial		Other Receivables	
Interest Payments	81,213.75	4c Apartments 1 .05 25,100.00		Total	
TYPE I SCHL DEBT *MEMO	156,557.50	Total 2272 51,227,850.00		LIABILITIES, RESERVES, AND SURPLUS	
DEFERRED CHARGES	7,930.00	Land Area 3.80 Sq. Miles		Cash Liabilities	
SCHOOL, COUNTY, SPECIAL DISTRICT TAXES	1,950,572.82	Net Valuation Taxable-Municipal		Reserves for Receivables	
RESERVE FOR UNCOLLECTED TAXES	88,778.35	Net Valuation Taxable-County		Surplus Dec. 31, 1973	
EMERGENCY EMPLOYMENT ACT OF 1971	31,069.00	State Equalized Valuation		Total	
EXPENDITURES TOTAL	2,852,870.11	State Equalization Ratio 88.52			

1971/3000

\* ABOVE DEBT SERVICE INCLUDES TYPE I SCHOOL DEBT

1516

Population 1970 **3,000**  
 Population 1973 **4,355**  
 S & P Rating  
 Moody Rating

General Tax Rate Per \$100. **1.66**  
 State Equalized Tax Rate **1.84**

**LITTLE EGG HARBOR TOWNSHIP — OCEAN CO.**  
**Form of Government:**  
**Township Committee**  
**Number of Members on Governing Body 3**

PER CAPITA: Gross Debt **141.22** PER CENT: Gross Debt **.91**  
 Net Debt  
 Debt Service **380.85** Net Debt **90.78**  
 Total Tax Levy **163.92** Tax Levy Collected  
 Municipal Expenditures or Cancelled, Abated **.04**  
 or Adjusted

EXPENDITURES		REVENUES-REALIZED		1973 PROPERTY TAX	
<b>GENERAL GOVERNMENT</b>				<b>STATE EQUALIZED TAX RATE</b>	
Governing Body & Public Boards		1973 Property Taxes Collected	<b>1,505,641.33</b>	Local District School Taxes <b>1.20</b>	<b>1,063,784.00</b>
Municipal Clerk		1973 Payments in Lieu of Taxes	<b>62,385.89</b>	Regional & Consolidated School Tax	
Financial Administration	<b>12,250.00</b>	Delinquent Tax & Lien Collections	<b>16,196.40</b>	School Taxes in Municipal Budget	
Assessment of Taxes	<b>25,100.00</b>	Business Personalty Replacement Taxes	<b>176,008.41</b>	County Taxes	<b>.42 373,269.60</b>
Collection of Taxes	<b>22,850.00</b>	Taxes from Public Utilities	<b>15,183.17</b>	County Library Taxes	<b>.02 17,201.14</b>
Planning, Housing & Development	<b>3,200.00</b>	Other Miscellaneous Tax Revenues	<b>50,000.00</b>	Local Municipal Purpose Taxes	<b>.13 117,518.41</b>
Human Resources		State Aid Revenues	<b>29,886.95</b>	Veteran & Senior Citizen Taxes	<b>.06 49,586.00</b>
Elections		Federal Aid Revenues	<b>52,523.84</b>	Total Taxes for Rate Computation	<b>1.83 1,621,359.15</b>
General Administration (other)	<b>82,735.00</b>	State and Local Fiscal Assistance Act Utilized	<b>1,907,825.99</b>	Special District Taxes	<b>631.59</b>
<b>JUDICIARY</b>	<b>10,700.00</b>	Sale of Acquired Property	<b>268,000.00</b>	Bank Stock Taxes	<b>86,178.95</b>
Municipal Courts		Other Miscellaneous Revenues	<b>1,907,825.99</b>	Added and Omitted Taxes	<b>1,658,583.69</b>
<b>PUBLIC SAFETY</b>	<b>40,000.00</b>	Other Revenues, Revenue Sharing Tax Effort	<b>2,175,825.99</b>	Total Taxes Levied - ABSTRACT	<b>1,658,583.69</b>
Fire Protection	<b>109,000.00</b>	Prior Years Surplus Appropriated	<b>2,175,825.99</b>	Total Taxes Billed	<b>1,505,641.33</b>
Police Protection	<b>500.00</b>	REVENUES TOTAL		1973 TAXES COLLECTED	<b>720.00</b>
Civil Defense & Disaster Control	<b>19,800.00</b>			1973 Taxes Cancelled, Abated or Adjusted	
Environmental Inspection & Control		CAPITAL OUTLAY TOTAL		Transfer to Tax Title Liens or Foreclosed	
Other Public Safety				Balance Outstanding Dec. 31, 1973	<b>152,222.36</b>
<b>PUBLIC WORKS</b>	<b>69,280.69</b>			<b>PRIOR YEARS TAXES OUTSTANDING</b>	
Streets and Drainage		Public Enterprises		Balance January 1, 1973	<b>67,969.74</b>
Sewers and Sewage Processing	<b>95,500.00</b>	Recreation—Culture		Collected in 1973	<b>62,319.93</b>
Garbage and Trash Disposal	<b>6,184.79</b>	Public Works		Cancelled, Abated or Adjusted 1973	
Public Buildings and Grounds	<b>20,000.00</b>	Buildings and Grounds		Transfers to Tax Title Liens or Foreclosed	
Other Public Works		Library and Education		Balance December 31, 1973	<b>5,649.81</b>
<b>HEALTH and WELFARE</b>	<b>2,025.00</b>	Conservation		<b>TAX TITLE LIENS OUTSTANDING</b>	
Health Services Except Environmental	<b>1,505.00</b>	All Other		Balance January 1, 1973	<b>70,754.20</b>
Welfare-Public Assistance	<b>1,300.00</b>			Transfers From Taxes	
Hospitals, Clinics, First Aid	<b>4,500.00</b>			Redeemed in 1973	<b>65.96</b>
Animal, Insect, & Rodent Control				Cancelled, Abated or Adjusted (1973)	
Other Welfare Services				Transfers to Foreclosed Property	
<b>RECREATION and CONSERVATION</b>	<b>500.00</b>			Balance December 31, 1973	<b>70,688.24</b>
Beaches and Boardwalks				<b>PROPERTY ACQUIRED BY DEED OR</b>	
Parks, Playgrounds, Shade Trees	<b>2,100.00</b>			<b>FORECLOSURE</b>	
Land Reclamation & Conservation				Balance January 1, 1973	<b>25,990.00</b>
Other Recreational Services	<b>500.00</b>			Transfers From Taxes or Liens	
<b>EDUCATION (excluding schools)</b>	<b>500.00</b>			Sale for Cash (1973)	
Libraries				Cancelled, Abated or Adjusted (1973)	
Other Educational Services				Balance December 31, 1973	<b>25,990.00</b>
<b>STATUTORY EXPENDITURES</b>	<b>22,075.52</b>			<b>CURRENT FINANCES DECEMBER 31, 1973</b>	
Pensions & F. I. C. A.				<b>ASSETS</b>	
Employee Fringe Benefits				Cash Dec. 31, 1973	<b>714,037.86</b>
Other Statutory Expenditures				Taxes Receivable	<b>157,872.17</b>
<b>MUNICIPAL FUNCTIONS</b>	<b>551,606.00</b>			Tax Title Liens	<b>70,688.24</b>
<b>CAPITAL IMPROVEMENTS</b>	<b>*MEMO* 91,000.00</b>			Foreclosed Property	<b>25,990.00</b>
<b>DEBT SERVICE</b>				Emergencies & Other Deferred Charges	<b>55,200.00</b>
Principal Payments				State Aid Receivable	<b>41,222.25</b>
Interest Payments				Other Receivables	<b>10,918.91</b>
<b>DEFERRED CHARGES</b>	<b>20,400.00</b>			Total	<b>1,075,929.43</b>
<b>SCHOOL, COUNTY, SPECIAL DISTRICT TAXES</b>	<b>1,454,254.74</b>			<b>LIABILITIES, RESERVES, AND SURPLUS</b>	
<b>RESERVE FOR UNCOLLECTED TAXES</b>	<b>141,869.17</b>			Cash Liabilities	<b>621,416.17</b>
<b>EMERGENCY EMPLOYMENT ACT OF 1971</b>				Reserves for Receivables	<b>265,469.32</b>
<b>EXPENDITURES</b>	<b>2,168,129.91</b>			Surplus Dec. 31, 1973	<b>189,043.94</b>
				Total	<b>1,075,929.43</b>

1605

Population 1970 11,735  
 Population 1973 12,060  
 S & P Rating  
 Moody Rating A

General Tax Rate Per \$100. 3.10  
 State Equalized Tax Rate 2.28

## LITTLE FALLS TOWNSHIP — PASSAIC COUNTY

Form of Government:

Township Committee

Number of Members on Governing Body 5

PER CAPITA: 227.17  
 Gross Debt 58.13  
 Net Debt 6.31  
 Debt Service 317.72  
 Total Tax Levy 131.29  
 Municipal Expenditures

PER CENT: 1.94  
 Gross Debt .50  
 Net Debt 98.09  
 Tax Levy Collected  
 Tax Levy Cancelled, Abated or Adjusted .03

EXPENDITURES		REVENUES-REALIZED		1973 PROPERTY TAX	
GENERAL GOVERNMENT				STATE EQUALIZED TAX RATE — .71	
Governing Body & Public Boards		1973 Property Taxes Collected 3,768,748.65		Local District School Taxes .71	1,190,906.23
Municipal Clerk		1973 Payments in Lieu of Taxes 167,138.73		Regional & Consolidated School Tax .69	1,158,927.68
Financial Administration 14,865.00		Delinquent Tax & Lien Collections 184,080.43		School Taxes in Municipal Budget	
Assessment of Taxes 18,420.00		Business Personalty Replacement Taxes 308,569.41		County Taxes .57	549,353.27
Collection of Taxes 25,590.00		Other Miscellaneous Tax Revenues 50,856.01		County Library Taxes	
Planning, Housing & Development 11,005.00		State Aid Revenues 33,331.00		Local Municipal Purpose Taxes .26	440,397.55
Human Resources 2,000.00		State and Local Fiscal Assistance Act Utilized 149,544.00		Veteran & Senior Citizen Taxes .04	69,230.00
Elections 2,000.00		Sale of Acquired Property 175,654.89		Total Taxes for Rate Computation 2.27	3,808,814.73
General Administration (other) 111,230.00		Other Miscellaneous Revenues 57,282.63		Special District Taxes	
JUDICIARY		Other Revenues, Revenue Sharing Tax Effort 4,895,175.80		Bank Stock Taxes	7,268.45
Municipal Courts 17,215.00		Prior Years Surplus Appropriated 200,000.00		Added and Omitted Taxes	84,810.87
PUBLIC SAFETY		REVENUES TOTAL 5,095,175.80		Total Taxes Levied - ABSTRACT	3,831,664.05
Fire Protection 97,120.00		CAPITAL OUTLAY TOTAL 31,019.67		Total Taxes Billed	3,842,166.80
Police Protection 325,710.00		Public Enterprises		1973 TAXES COLLECTED	3,768,748.65
Civil Defense & Disaster Control 2,700.00		Recreation—Culture		1973 Taxes Cancelled, Abated or Adjusted	1,290.00
Environmental Inspection & Control		Public Works 23,019.67		Transfer to Tax Title Liens or Foreclosed	2,907.80
Other Public Safety		Buildings and Grounds 8,000.00		Balance Outstanding Dec. 31, 1973	69,220.35
PUBLIC WORKS		Library and Education		PRIOR YEARS TAXES OUTSTANDING	
Streets and Drainage 183,800.00		Conservation		Balance January 1, 1973	248,146.38
Sewers and Sewage Processing 111,500.00		All Other		Collected in 1973	160,884.47
Garbage and Trash Disposal 173,830.00		CAPITAL DEBT AUTHORIZED, DECEMBER 31, 1973		Cancelled, Abated or Adjusted 1973	
Public Buildings and Grounds 25,755.00		ISSUED AND UNISSUED GROSS DEBT NET DEBT		Transfers to Tax Title Liens or Foreclosed	5,251.47
Other Public Works		School 2,009,515		Balance December 31, 1973	82,010.44
HEALTH and WELFARE		Self-liquidating 730,200		TAX TITLE LIENS OUTSTANDING	
Health Services Except Environmental 10,000.00		Other 2,739,715		Balance January 1, 1973	13,292.67
Welfare-Public Assistance 1,900.00		Total 2,739,715		Transfers From Taxes	11,355.41
Hospitals, Clinics, First Aid		ISSUED AND OUTSTANDING		Redeemed in 1973	6,254.26
Animal, Insect, & Rodent Control		School 2,009,515.80		Cancelled, Abated or Adjusted (1973)	
Other Welfare Services		Self-Liquidating 680,200.00		Transfers to Foreclosed Property	
RECREATION and CONSERVATION		Other 2,689,715.80		Balance December 31, 1973	18,393.82
Beaches and Boardwalks		EQUALIZED VALUATION BASIS		PROPERTY ACQUIRED BY DEED OR	
Parks, Playgrounds, Shade Trees		FOR NET DEBT COMPUTATION 141,500,363.00		FORECLOSURE	
Land Reclamation & Conservation		REAL PROPERTY VALUATIONS		Balance January 1, 1973	12,880.00
Other Recreational Services 35,345.00		Code Class # of Parcels % VAL'N ASSESSED VALUATION		Transfers From Taxes or Liens	
EDUCATION (excluding schools)		1 Vacant Land 344 4.57 5,511,800.00		Sale for Cash (1973)	
Libraries 61,000.00		2 Residential 2776 66.20 79,779,400.00		Cancelled, Abated or Adjusted (1973)	
Other Educational Services		3 Farm 10,503,500.00		Balance December 31, 1973	12,880.00
STATUTORY EXPENDITURES		4a Commercial 141 8.72 12,324,700.00		PROPERTY ACQUIRED BY DEED OR	
Pensions & F. I. C. A. 69,806.00		4b Industrial 54 10.23 12,397,106.00		FORECLOSURE	
Employee Fringe Benefits 18,650.00		4c Apartments 12 10.29 120,516,506.00		Balance January 1, 1973	12,880.00
Other Statutory Expenditures		Total 3327		Transfers From Taxes or Liens	
MUNICIPAL FUNCTIONS TOTAL 1,317,441.00		Land Area 2.80 Sq. Miles		Sale for Cash (1973)	
CAPITAL IMPROVEMENTS *MEMO* 22,860.00		Net Valuation Taxable-Municipal 123,175,725.00		Cancelled, Abated or Adjusted (1973)	
DEBT SERVICE		Net Valuation Taxable-County 151,497,246.00		Balance December 31, 1973	12,880.00
Principal Payments 39,000.00		State Equalized Valuation 166,144,110.00		PROPERTY ACQUIRED BY DEED OR	
Interest Payments 37,042.50		State Equalization Ratio 73.72		FORECLOSURE	
DEFERRED CHARGES				Balance January 1, 1973	12,880.00
SCHOOL, COUNTY, SPECIAL DISTRICT TAXES 3,299,187.18				Transfers From Taxes or Liens	
RESERVE FOR UNCOLLECTED TAXES 143,403.12				Sale for Cash (1973)	
EMERGENCY EMPLOYMENT ACT OF 1971 34,940.85				Cancelled, Abated or Adjusted (1973)	
EXPENDITURES TOTAL 4,882,513.46				Balance December 31, 1973	12,880.00

0230

Population 1970 9,090  
 Population 1973 9,595  
 S & P Rating  
 Moody Rating BAA

General Tax Rate Per \$100.  
 3.14  
 State Equalized Tax Rate  
 2.34

LITTLE FERRY BOROUGH — BERGEN COUNTY  
 Form of Government:  
 Borough Council  
 Number of Members on Governing Body 6

PER CAPITA: 200.14  
 Gross Debt 123.12  
 Net Debt 8.18  
 Debt Service 298.75  
 Total Tax Levy 159.81  
 Municipal Expenditures

PER CENT: 1.85  
 Gross Debt 1.14  
 Net Debt 98.39  
 Tax Levy Collected  
 Tax Levy Cancelled, Abated or Adjusted .04

EXPENDITURES		REVENUES-REALIZED		1973 PROPERTY TAX	
<b>GENERAL GOVERNMENT</b>				STATE EQUALIZED TAX RATE $\frac{1.32}{1.32}$	
Governing Body & Public Boards		1973 Property Taxes Collected	2,822,199.66	Local District School Taxes	1,625,670.60
Municipal Clerk		1973 Payments in Lieu of Taxes	2,005.16	Regional & Consolidated School Tax	
Financial Administration	6,400.00	Delinquent Tax & Lien Collections	128,433.92	School Taxes in Municipal Budget	
Assessment of Taxes	14,195.00	Business Personalty Replacement Taxes	73,690.29	County Taxes	.34 421,016.59
Collection of Taxes	18,125.00	Taxes from Public Utilities	176,753.27	County Library Taxes	
Planning, Housing & Development	6,025.00	Other Miscellaneous Tax Revenues	987.00	Local Municipal Purpose Taxes	.64 784,526.56
Human Resources	1,700.00	State Aid Revenues	35,474.07	Veteran & Senior Citizen Taxes	.04 47,630.00
Elections	1,300.00	Federal Aid Revenues	28,010.46	Total Taxes for Rate Computation	2.34 2,878,843.75
General Administration (other)	130,118.72	State and Local Fiscal Assistance Act Utilized	85,956.50	Special District Taxes	
<b>JUDICIARY</b>		Sale of Acquired Property	59,223.17	Bank Stock Taxes	3,500.34
Municipal Courts	16,865.00	Other Miscellaneous Revenues	42,052.19	Added and Omitted Taxes	31,795.48
<b>PUBLIC SAFETY</b>		Other Revenues, Revenue Sharing Tax Effort	3,454,785.69	Total Taxes Levied - ABSTRACT	2,866,509.57
Fire Protection	53,775.00	Total	3,454,785.69	Total Taxes Billed	2,868,431.53
Police Protection	348,000.00	Prior Years Surplus Appropriated	200,000.00	1973 TAXES COLLECTED	2,822,199.66
Civil Defense & Disaster Control	2,476.25	REVENUES TOTAL	3,654,785.69	1973 Taxes Cancelled, Abated or Adjusted	1,120.00
Environmental Inspection & Control	8,293.65			Transfer to Tax Title Liens or Foreclosed	
Other Public Safety		CAPITAL OUTLAY TOTAL	143,768.91	Balance Outstanding Dec. 31, 1973	45,111.87
<b>PUBLIC WORKS</b>				<b>PRIOR YEARS TAXES OUTSTANDING</b>	
Streets and Drainage	215,498.78	Public Enterprises		Balance January 1, 1973	128,885.44
Sewers and Sewage Processing	141,233.47	Recreation—Culture		Collected in 1973	109,578.64
Garbage and Trash Disposal	80,161.50	Public Works	139,325.72	Cancelled, Abated or Adjusted 1973	
Public Buildings and Grounds	16,391.28	Buildings and Grounds	4,443.19	Transfers to Tax Title Liens or Foreclosed	
Other Public Works		Library and Education		Balance December 31, 1973	19,306.80
<b>HEALTH and WELFARE</b>		Conservation		TAX TITLE LIENS OUTSTANDING	
Health Services Except Environmental	9,740.00	All Other		Balance January 1, 1973	19,329.94
Welfare-Public Assistance	2,750.80			Transfers From Taxes	
Hospitals, Clinics, First Aid		CAPITAL DEBT AUTHORIZED, DECEMBER 31, 1973		Redeemed in 1973	18,855.28
Animal, Insect, & Rodent Control	1,000.00	ISSUED AND UNISSUED GROSS DEBT NET DEBT		Cancelled, Abated or Adjusted (1973)	474.66
Other Welfare Services		School 739,000		Transfers to Foreclosed Property	
<b>RECREATION and CONSERVATION</b>		Self-Liquidating 1,181,300	1,181,300	Balance December 31, 1973	
Beaches and Boardwalks		Other 1,920,300	1,181,300	PROPERTY ACQUIRED BY DEED OR FORECLOSURE	
Parks, Playgrounds, Shade Trees	27,914.11	Total 1,920,300		Balance January 1, 1973	23,194.00
Land Reclamation & Conservation		ISSUED AND OUTSTANDING		Transfers From Taxes or Liens	
Other Recreational Services	2,000.00	School 739,000.00		Sale for Cash (1973)	
<b>EDUCATION (excluding schools)</b>		Self-Liquidating 1,163,200.00	1,163,200.00	Cancelled, Abated or Adjusted (1973)	
Libraries	46,077.91	Other 1,902,200.00	1,902,200.00	Balance December 31, 1973	23,194.00
Other Educational Services		Total 1,902,200.00		<b>CURRENT FINANCES DECEMBER 31, 1973</b>	
<b>STATUTORY EXPENDITURES</b>		EQUALIZED VALUATION BASIS FOR NET DEBT COMPUTATION	103,721,450.33	ASSETS	
Pensions & F. I. C. A.	60,000.00	REAL PROPERTY VALUATIONS		Cash Dec. 31, 1973	497,926.33
Employee Fringe Benefits	22,000.00	Code Class # of Parcels % VAL'N ASSESSED VALUATION		Taxes Receivable	64,418.67
Other Statutory Expenditures		1 Vacant Land 162 3.29 2,950,900		Tax Title Liens	
<b>MUNICIPAL FUNCTIONS</b>		2 Residential 1751 54.47 48,789,500		Foreclosed Property	23,194.00
CAPITAL IMPROVEMENTS	1,232,041.47	3 Farm 116 13.86 12,413,100		Emergencies & Other Deferred Charges	25,357.33
DEBT SERVICE	40,000.00	4a Commercial 74 10.99 9,846,580		State Aid Receivable	
Principal Payments	35,000.00	4b Industrial 21 17.39 15,582,700		Other Receivables	9,973.11
Interest Payments	43,500.00	4c Apartments 2124 89,582,780		Total	620,869.44
<b>DEFERRED CHARGES</b>		Total 2124		<b>LIABILITIES, RESERVES, AND SURPLUS</b>	
SCHOOL, COUNTY, SPECIAL DISTRICT TAXES	47,500.00	Land Area 1.50 Sq. Miles		Cash Liabilities	169,669.15
RESERVE FOR UNCOLLECTED TAXES	2,046,687.19	Net Valuation Taxable-Municipal	91,705,480.00	Reserves for Receivables	97,585.78
EMERGENCY EMPLOYMENT ACT OF 1971	142,660.00	Net Valuation Taxable-County	110,744,078.00	Surplus Dec. 31, 1973	353,614.51
EXPENDITURES	32,675.00	State Equalized Valuation	122,255,166.00	Total	620,869.44
TOTAL	3,580,063.66	State Equalization Ratio	74.57		

1323

Population 1970 6,015  
 Population 1973 6,115  
 S & P Rating  
 Moody Rating

General Tax Rate Per \$100. 3.84  
 State Equalized Tax Rate 3.43

LITTLE SILVER BOROUGH — MONMOUTH CO.  
 Form of Government:  
 Borough Council  
 Number of Members on Governing Body 6

PER CAPITA:  
 Gross Debt 819.81  
 Net Debt 124.30  
 Debt Service 2.85  
 Total Tax Levy 479.67  
 Municipal Expenditures 147.28

PER CENT:  
 Gross Debt 6.37  
 Net Debt .97  
 Tax Levy Collected 96.18  
 Tax Levy Cancelled, Abated or Adjusted

EXPENDITURES		REVENUES-REALIZED		1973 PROPERTY TAX	
GENERAL GOVERNMENT				STATE EQUALIZED TAX RATE — 1.23	
Governing Body & Public Boards		1973 Property Taxes Collected	2,821,175.06	Local District School Taxes	1,062,359.25
Municipal Clerk		1973 Payments in Lieu of Taxes		Regional & Consolidated School Tax	825,596.60
Financial Administration	6,640.00	Delinquent Tax & Lien Collections	118,775.83	School Taxes in Municipal Budget	
Assessment of Taxes	10,074.00	Business Personalty Replacement Taxes	30,646.00	County Taxes	524,240.35
Collection of Taxes	13,086.00	Taxes from Public Utilities	115,259.87	County Library Taxes	20,242.70
Planning, Housing & Development	3,963.00	Other Miscellaneous Tax Revenues		Local Municipal Purpose Taxes	482,208.92
Human Resources	1,500.00	State Aid Revenues	24,659.59	Veteran & Senior Citizen Taxes	36,100.00
Elections	1,063.50	Federal Aid Revenues		Total Taxes for Rate Computation	2,950,747.82
General Administration (other)	76,769.83	State and Local Fiscal Assistance Act Utilized	35,757.75	Special District Taxes	
JUDICIARY		Sale of Acquired Property		Bank Stock Taxes	4,670.08
Municipal Courts	5,400.00	Other Miscellaneous Revenues	61,698.42	Added and Omitted Taxes	13,846.33
PUBLIC SAFETY		Other Revenues, Revenue Sharing Tax Effort	14,187.29	Total Taxes Levied - ABSTRACT	2,933,164.23
Fire Protection	23,190.00	Total	3,222,159.81	Total Taxes Billed	2,933,164.23
Police Protection	229,047.80	Prior Years Surplus Appropriated	90,000.00	1973 TAXES COLLECTED	2,821,175.06
Civil Defense & Disaster Control		REVENUES TOTAL	3,312,159.81	1973 Taxes Cancelled, Abated or Adjusted	
Environmental Inspection & Control	3,005.00	CAPITAL OUTLAY TOTAL	166,922.46	Transfer to Tax Title Liens or Foreclosed	
Other Public Safety		Public Enterprises		Balance Outstanding Dec. 31, 1973	111,989.17
PUBLIC WORKS		Recreation—Culture	5,870.75	PRIOR YEARS TAXES OUTSTANDING	
Streets and Drainage	127,531.64	Public Works	161,051.71	Balance January 1, 1973	124,986.99
Sewers and Sewage Processing		Buildings and Grounds		Collected in 1973	118,775.83
Garbage and Trash Disposal	79,754.00	Library and Education		Cancelled, Abated or Adjusted 1973	
Public Buildings and Grounds	20,520.08	Conservation		Transfers to Tax Title Liens or Foreclosed	
Other Public Works		All Other		Balance December 31, 1973	6,211.16
HEALTH and WELFARE		CAPITAL DEBT AUTHORIZED, DECEMBER 31, 1973		TAX TITLE LIENS OUTSTANDING	
Health Services Except Environmental	8,762.00	ISSUED AND UNISSUED GROSS DEBT NET DEBT		Balance January 1, 1973	3,776.23
Welfare-Public Assistance	1,622.00	School 4,253,030		Transfers From Taxes	
Hospitals, Clinics, First Aid		Self-liquidating 760,086	760,086	Redeemed in 1973	
Animal, Insect, & Rodent Control		Other 5,013,117	760,086	Cancelled, Abated or Adjusted (1973)	
Other Welfare Services		Total	760,086	Transfers to Foreclosed Property	
RECREATION and CONSERVATION		ISSUED AND OUTSTANDING		Balance December 31, 1973	3,776.23
Beaches and Boardwalks		School 4,253,030.91		PROPERTY ACQUIRED BY DEED OR	
Parks, Playgrounds, Shade Trees	16,752.00	Self-Liquidating 170,000.00		FORECLOSURE	
Land Reclamation & Conservation	200.00	Other 4,423,030.91		Balance January 1, 1973	10,150.00
Other Recreational Services	7,500.00	EQUALIZED VALUATION BASIS FOR NET DEBT COMPUTATION	78,747,687.00	Transfers From Taxes or Liens	
EDUCATION (excluding schools)		REAL PROPERTY VALUATIONS		Sale for Cash (1973)	
Libraries	17,805.00	Code Class # of Parcels % VAL'N ASSESSED VALUATION		Cancelled, Abated or Adjusted (1973)	
Other Educational Services		1 Vacant Land 184 3.27 2,498,500.00		Balance December 31, 1973	10,150.00
STATUTORY EXPENDITURES		2 Residential 1791 89.48 68,374,000.00		CURRENT FINANCES DECEMBER 31, 1973	
Pensions & F. I. C. A.	35,920.80	3 Farm 5 .18 137,100.00		ASSETS	
Employee Fringe Benefits	11,198.69	4a Commercial 72 7.07 5,406,100.00		Cash Dec. 31, 1973	767,174.57
Other Statutory Expenditures		4b Industrial		Taxes Receivable	118,200.33
MUNICIPAL FUNCTIONS TOTAL	701,305.34	4c Apartments		Tax Title Liens	3,776.23
CAPITAL IMPROVEMENTS *MEMO*	39,757.75	Total 2052 76,415,700.00		Foreclosed Property	10,150.00
DEBT SERVICE		Land Area 2.80 Sq. Miles		Emergencies & Other Deferred Charges	27,759.09
Principal Payments	10,000.00	Net Valuation Taxable-Municipal	77,003,904.00	State Aid Receivable	38,275.69
Interest Payments	7,425.00	Net Valuation Taxable-County	80,538,391.00	Other Receivables	417,790.91
DEFERRED CHARGES	34,800.00	State Equalized Valuation	86,017,038.00	Total	1,383,126.82
SCHOOL, COUNTY, SPECIAL DISTRICT TAXES	2,432,438.90	State Equalization Ratio 89.45		LIABILITIES, RESERVES, AND SURPLUS	
RESERVE FOR UNCOLLECTED TAXES	147,094.00			Cash Liabilities	707,425.67
EMERGENCY EMPLOYMENT ACT OF 1971				Reserves for Receivables	549,917.47
EXPENDITURES TOTAL	3,333,063.24			Surplus Dec. 31, 1973	125,783.68
				Total	1,383,126.82

0710

Population 1970 30,215  
 Population 1973 30,740  
 S & P Rating A  
 Moody Rating A

General Tax Rate Per \$100. 5.31  
 State Equalized Tax Rate 3.23

**LIVINGSTON TOWNSHIP — ESSEX COUNTY**  
**Form of Government:**  
**Council-Manager Plan E (OMCL50)**  
**Number of Members on Governing Body 5**

**PER CAPITA:**  
 Gross Debt 193.18  
 Net Debt 58.67  
 Debt Service 4.84  
 Total Tax Levy 545.47  
 Municipal Expenditures 144.44

**PER CENT:**  
 Gross Debt 1.34  
 Net Debt .41  
 Tax Levy Collected 97.19  
 Tax Levy Cancelled, Abated or Adjusted .18

EXPENDITURES		REVENUES-REALIZED		1973 PROPERTY TAX	
<b>GENERAL GOVERNMENT</b>				<b>STATE EQUALIZED TAX RATE</b>	
Governing Body & Public Boards		1973 Property Taxes Collected	16,303,207.62	Local District School Taxes 1.74	9,036,448.00
Municipal Clerk		1973 Payments in Lieu of Taxes		Regional & Consolidated School Tax	
Financial Administration	40,258.00	Delinquent Tax & Lien Collections	469,940.69	School Taxes in Municipal Budget	
Assessment of Taxes	77,963.00	Business Personalty Replacement Taxes	212,417.27	County Taxes 1.18	6,126,644.00
Collection of Taxes	48,706.00	Taxes from Public Utilities	667,924.75	County Library Taxes	
Planning, Housing & Development	28,363.00	Other Miscellaneous Tax Revenues		Local Municipal Purpose Taxes .27	1,402,683.11
Human Resources	8,000.00	State Aid Revenues	300,559.42	Veteran & Senior Citizen Taxes .03	171,620.00
Elections	3,300.00	Federal Aid Revenues	41,315.00	Total Taxes for Rate Computation 3.22	16,737,395.11
General Administration (other)	373,059.00	State and Local Fiscal Assistance Act Utilized	389,835.36	Special District Taxes	
<b>JUDICIARY</b>		Sale of Acquired Property		Bank Stock Taxes	15,226.47
Municipal Courts	26,148.00	Other Miscellaneous Revenues	523,999.81	Added and Omitted Taxes	186,678.36
<b>PUBLIC SAFETY</b>		Other Revenues, Revenue Sharing Tax Effort	157,337.07	Total Taxes Levied - ABSTRACT	16,767,679.94
Fire Protection	86,201.00	Total	19,666,536.99	Total Taxes Billed	16,775,351.39
Police Protection	746,639.08	Prior Years Surplus Appropriated	1,242,000.00	1973 TAXES COLLECTED	16,303,207.62
Civil Defense & Disaster Control	7,500.00	REVENUES TOTAL	20,308,536.99	1973 Taxes Cancelled, Abated or Adjusted	30,081.02
Environmental Inspection & Control	67,037.00	CAPITAL OUTLAY TOTAL	188,668.50	Transfer to Tax Title Liens or Foreclosed	13,054.38
Other Public Safety		Public Enterprises	84,815.39	Balance Outstanding Dec. 31, 1973	429,008.37
<b>PUBLIC WORKS</b>		Recreation—Culture		<b>PRIOR YEARS TAXES OUTSTANDING</b>	
Streets and Drainage	394,402.00	Public Works	14,550.74	Balance January 1, 1973	394,129.69
Sewers and Sewage Processing	430,892.00	Buildings and Grounds	47,501.62	Collected in 1973	372,006.83
Garbage and Trash Disposal		Library and Education		Cancelled, Abated or Adjusted 1973	
Public Buildings and Grounds	104,863.80	Conservation		Transfers to Tax Title Liens or Foreclosed	21,915.53
Other Public Works		All Other	41,800.75	Balance December 31, 1973	207.33
<b>HEALTH and WELFARE</b>		CAPITAL DEBT AUTHORIZED, DECEMBER 31, 1973		<b>TAX TITLE LIENS OUTSTANDING</b>	
Health Services Except Environmental	70,467.00	ISSUED AND UNISSUED		Balance January 1, 1973	97,193.23
Welfare-Public Assistance	5,815.00	School	3,977,000	Transfers From Taxes	37,440.59
Hospitals, Clinics, First Aid		Self-liquidating	145,000	Redeemed in 1973	97,933.86
Animal, Insect, & Rodent Control		Other	1,816,456	Cancelled, Abated or Adjusted (1973)	
Other Welfare Services		Total	5,938,456	Transfers to Foreclosed Property	
<b>RECREATION and CONSERVATION</b>		ISSUED AND OUTSTANDING		Balance December 31, 1973	36,699.96
Beaches and Boardwalks		School	3,977,000.00	<b>PROPERTY ACQUIRED BY DEED OR FORECLOSURE</b>	
Parks, Playgrounds, Shade Trees	26,600.00	Self-Liquidating	145,000.00	Balance January 1, 1973	299,900.00
Land Reclamation & Conservation	41,315.00	Other	715,000.00	Transfers From Taxes or Liens	
Other Recreational Services	289,945.00	Total	4,837,000.00	Sale for Cash (1973)	
<b>EDUCATION (excluding schools)</b>		EQUALIZED VALUATION BASIS		Cancelled, Abated or Adjusted (1973)	
Libraries	300,000.00	FOR NET DEBT COMPUTATION	443,970,177.33	Balance December 31, 1973	299,900.00
Other Educational Services		REAL PROPERTY VALUATIONS		<b>CURRENT FINANCES DECEMBER 31, 1973</b>	
<b>STATUTORY EXPENDITURES</b>		Code Class # of Parcels % VAL'N	ASSESSED VALUATION	ASSETS	
Pensions & F. I. C. A.	181,490.03	1 Vacant Land 674 5.72	17,869,200.00	Cash Dec. 31, 1973	3,130,766.45
Employee Fringe Benefits	44,000.00	2 Residential 8117 74.63	232,965,200.00	Taxes Receivable	429,215.70
Other Statutory Expenditures		3 Farm 4 .02	53,400.00	Tax Title Liens	36,699.96
<b>MUNICIPAL FUNCTIONS</b>		4a Commercial 177 14.33	44,727,200.00	Foreclosed Property	299,900.00
<b>CAPITAL IMPROVEMENTS</b>		4b Industrial 60 5.30	16,557,900.00	Emergencies & Other Deferred Charges	209,197.00
<b>DEBT SERVICE</b>		4c Apartments		State Aid Receivable	55,250.70
Principal Payments	117,000.00	Total 9032	312,172,900.00	Other Receivables	37,594.13
Interest Payments	31,711.50	Land Area 14.00 Sq. Miles		Total	4,198,623.94
<b>DEFERRED CHARGES</b>		Net Valuation Taxable-Municipal	315,339,000.00	<b>LIABILITIES, RESERVES, AND SURPLUS</b>	
SCHOOL, COUNTY, SPECIAL DISTRICT TAXES	15,163,092.00	Net Valuation Taxable-County	466,911,548.00	Cash Liabilities	1,917,450.99
RESERVE FOR UNCOLLECTED TAXES	818,295.47	State Equalized Valuation	516,270,801.00	Reserves for Receivables	803,409.79
EMERGENCY EMPLOYMENT ACT OF 1971		State Equalization Ratio	60.84	Surplus Dec. 31, 1973	1,477,763.16
<b>EXPENDITURES</b>				Total	4,198,623.94
<b>TOTAL</b>	<b>19,603,062.88</b>				

1324

Population 1970 395  
Population 1973 395  
S & P Rating  
Moody Rating

General Tax Rate Per \$100. 6.71  
State Equalized Tax Rate 5.20

## LOCH ARBOUR VILLAGE — MONMOUTH CO.

Form of Government:

Village Board of Trustees

Number of Members on Governing Body 5

PER CAPITA:

Gross Debt 794.22  
Net Debt 330.09  
Debt Service 53.88  
Total Tax Levy 596.27  
Municipal Expenditures 426.20

PER CENT:

Gross Debt 7.24  
Net Debt 3.01  
Tax Levy Collected 95.95  
Tax Levy Cancelled, Abated or Adjusted

EXPENDITURES		REVENUES-REALIZED		1973 PROPERTY TAX	
GENERAL GOVERNMENT				STATE EQUALIZED TAX RATE 2.63	
Governing Body & Public Boards				Local District School Taxes 119,474.15	
Municipal Clerk				Regional & Consolidated School Tax	
Financial Administration 3,992.70				School Taxes in Municipal Budget	
Assessment of Taxes 800.00				County Taxes .62 28,192.16	
Collection of Taxes 1,675.00				County Library Taxes .02 1,088.47	
Planning, Housing & Development 2,470.00				Local Municipal Purpose Taxes 1.88 85,600.00	
Human Resources				Veteran & Senior Citizen Taxes .04 1,870.00	
Elections				Total Taxes for Rate Computation 5.19 236,224.78	
General Administration (other) 30,093.67				Special District Taxes	
JUDICIARY				Bank Stock Taxes	
Municipal Courts 1,650.00				Added and Omitted Taxes 1,169.99	
PUBLIC SAFETY				Total Taxes Levied - ABSTRACT 235,524.77	
Fire Protection 3,276.00				Total Taxes Billed 225,995.11	
Police Protection 21,426.95				1973 TAXES COLLECTED	
Civil Defense & Disaster Control 50.00				1973 Taxes Cancelled, Abated or Adjusted	
Environmental Inspection & Control 630.00				Transfer to Tax Title Liens or Foreclosed	
Other Public Safety				Balance Outstanding Dec. 31, 1973 9,529.66	
PUBLIC WORKS		CAPITAL OUTLAY TOTAL 1,306.14		PRIOR YEARS TAXES OUTSTANDING	
Streets and Drainage 10,700.00				Balance January 1, 1973 17,396.99	
Sewers and Sewage Processing 10,177.93				Collected in 1973 17,396.99	
Garbage and Trash Disposal 15,667.00				Cancelled, Abated or Adjusted 1973	
Public Buildings and Grounds 650.00				Transfers to Tax Title Liens or Foreclosed	
Other Public Works				Balance December 31, 1973	
HEALTH and WELFARE 767.00				TAX TITLE LIENS OUTSTANDING	
Health Services Except Environmental				Balance January 1, 1973	
Welfare-Public Assistance				Transfers From Taxes	
Hospitals, Clinics, First Aid				Redeemed in 1973	
Animal, Insect, & Rodent Control 100.00				Cancelled, Abated or Adjusted (1973)	
Other Welfare Services				Transfers to Foreclosed Property	
RECREATION and CONSERVATION				Balance December 31, 1973	
Beaches and Boardwalks 16,250.00				PROPERTY ACQUIRED BY DEED OR	
Parks, Playgrounds, Shade Trees				FORECLOSURE	
Land Reclamation & Conservation 1,000.00				Balance January 1, 1973	
Other Recreational Services				Transfers From Taxes or Liens	
EDUCATION (excluding schools)				Sale for Cash (1973)	
Libraries				Cancelled, Abated or Adjusted (1973)	
Other Educational Services				Balance December 31, 1973	
STATUTORY EXPENDITURES				CURRENT FINANCES DECEMBER 31, 1973	
Pensions & F. I. C. A. 2,407.30				ASSETS	
Employee Fringe Benefits				Cash Dec. 31, 1973 143,457.33	
Other Statutory Expenditures				Taxes Receivable 9,529.66	
MUNICIPAL FUNCTIONS TOTAL 123,783.55				Tax Title Liens	
CAPITAL IMPROVEMENTS *MEMO* 6,000.00				Foreclosed Property	
DEBT SERVICE				Emergencies & Other Deferred Charges 1,100.00	
Principal Payments 18,000.00				State Aid Receivable 23,807.00	
Interest Payments 3,282.50				Other Receivables 8.00	
				Total 177,901.99	
DEFERRED CHARGES 1,550.00				LIABILITIES, RESERVES, AND SURPLUS	
SCHOOL, COUNTY, SPECIAL DISTRICT TAXES 148,754.78				Cash Liabilities 119,990.22	
RESERVE FOR UNCOLLECTED TAXES 21,733.95				Reserves for Receivables 9,537.66	
EMERGENCY EMPLOYMENT ACT OF 1971				Surplus Dec. 31, 1973 48,374.11	
EXPENDITURES TOTAL 317,104.78				Total 177,901.99	

0231

Population 1970 25,285  
 Population 1973 25,845  
 S & P Rating BBB  
 Moody Rating BAA

General Tax Rate Per \$100. 3.39  
 State Equalized Tax Rate 2.59

## LODI BOROUGH — BERGEN COUNTY

Form of Government:

Council-Manager (1923)

Number of Members on Governing Body 5

PER CAPITA:

Gross Debt 460.90  
 Net Debt 205.38  
 Debt Service 12.02  
 Total Tax Levy 237.10  
 Municipal Expenditures 127.79

PER CENT:

Gross Debt 5.71  
 Net Debt 2.54  
 Tax Levy Collected 97.49  
 Tax Levy Cancelled, Abated or Adjusted .41

EXPENDITURES		REVENUES-REALIZED		1973 PROPERTY TAX	
GENERAL GOVERNMENT		STATE EQUALIZED TAX RATE 1.47		3,493,281.00	
Governing Body & Public Boards	1,700.00	1973 Property Taxes Collected 5,977,153.78		Local District School Taxes 1.47	
Municipal Clerk		1973 Payments in Lieu of Taxes		Regional & Consolidated School Tax	
Financial Administration	8,500.00	Delinquent Tax & Lien Collections 181,568.73		School Taxes in Municipal Budget	
Assessment of Taxes	25,914.00	Business Personalty Replacement Taxes 277,730.57		County Taxes .35	
Collection of Taxes	37,565.00	Taxes from Public Utilities 268,234.10		County Library Taxes	
Planning, Housing & Development	22,779.00	Other Miscellaneous Tax Revenues		Local Municipal Purpose Taxes .72	
Human Resources		State Aid Revenues 98,070.50		Veteran & Senior Citizen Taxes .05	
Elections	12,000.00	Federal Aid Revenues 240,981.38		Total Taxes for Rate Computation 2.59	
General Administration (other)	218,292.00	State and Local Fiscal Assistance Act Utilized 236,439.00		Special District Taxes	
JUDICIARY		Sale of Acquired Property		Bank Stock Taxes	
Municipal Courts	39,861.00	Other Miscellaneous Revenues 162,186.61		Added and Omitted Taxes	
PUBLIC SAFETY		Other Revenues, Revenue Sharing Tax Effort 104,272.66		Total Taxes Levied - ABSTRACT	
Fire Protection	96,070.00	Total 7,546,637.33		Total Taxes Billed	
Police Protection	684,185.00	Prior Years Surplus Appropriated 260,000.00		1973 TAXES COLLECTED	
Civil Defense & Disaster Control	2,100.00	REVENUES TOTAL 7,806,637.33		1973 Taxes Cancelled, Abated or Adjusted	
Environmental Inspection & Control	19,392.00	CAPITAL OUTLAY TOTAL 1,027,402.52		Transfer to Tax Title Liens or Foreclosed	
Other Public Safety		Public Enterprises 68,428.85		Balance Outstanding Dec. 31, 1973	
PUBLIC WORKS		Recreation—Culture 32,957.84		PRIOR YEARS TAXES OUTSTANDING	
Streets and Drainage	220,685.00	Public Works 798,378.37		Balance January 1, 1973	
Sewers and Sewage Processing	246,901.00	Buildings and Grounds 127,637.46		Collected in 1973	
Garbage and Trash Disposal	188,000.00	Library and Education		Cancelled, Abated or Adjusted 1973	
Public Buildings and Grounds	120,258.00	Conservation		Transfers to Tax Title Liens or Foreclosed	
Other Public Works		All Other		Balance December 31, 1973	
HEALTH and WELFARE		CAPITAL DEBT AUTHORIZED, DECEMBER 31, 1973		TAX TITLE LIENS OUTSTANDING	
Health Services Except Environmental	30,934.00	ISSUED AND UNISSUED GROSS DEBT NET DEBT		Balance January 1, 1973	
Welfare-Public Assistance	40,406.00	School 5,149,500		Transfers From Taxes	
Hospitals, Clinics, First Aid	31,282.00	Self-liquidating 544,000		Redeemed in 1973	
Animal, Insect, & Rodent Control		Other 6,218,378		Cancelled, Abated or Adjusted (1973)	
Other Welfare Services		Total 11,911,878		Transfers to Foreclosed Property	
RECREATION and CONSERVATION		ISSUED AND OUTSTANDING		Balance December 31, 1973	
Beaches and Boardwalks		School 5,149,500.00		PROPERTY ACQUIRED BY DEED OR	
Parks, Playgrounds, Shade Trees	20,196.00	Self-Liquidating 477,000.00		FORECLOSURE	
Land Reclamation & Conservation		Other 3,485,743.72		Balance January 1, 1973	
Other Recreational Services	32,950.00	Total 9,112,243.72		Transfers From Taxes or Liens	
EDUCATION (excluding schools)		EQUALIZED VALUATION BASIS		Sale for Cash (1973)	
Libraries	75,000.00	FOR NET DEBT COMPUTATION 208,644,081.67		Cancelled, Abated or Adjusted (1973)	
Other Educational Services	6,000.00	REAL PROPERTY VALUATIONS		Balance December 31, 1973	
STATUTORY EXPENDITURES		Code Class # of Parcels % VAL'N ASSESSED VALUATION		CURRENT FINANCES DECEMBER 31, 1973	
Pensions & F. I. C. A.	193,575.00	1 Vacant Land 332 1.59 2,862,500.00		ASSETS	
Employee Fringe Benefits	79,000.00	2 Residential 3993 56.97 102,719,100.00		Cash Dec. 31, 1973	
Other Statutory Expenditures		3 Farm 24,386,300.00		Taxes Receivable	
MUNICIPAL FUNCTIONS TOTAL 2,453,945.00		4a Commercial 323 13.53 26,480,700.00		Tax Title Liens	
CAPITAL IMPROVEMENTS *MEMO*		4b Industrial 137 14.69 23,847,300.00		Foreclosed Property	
DEBT SERVICE		4c Apartments 84 13.23 180,295,900.00		Emergencies & Other Deferred Charges	
Principal Payments	161,000.00	Total 4869		State Aid Receivable	
Interest Payments	149,652.50	Land Area 2.20 Sq. Miles		Other Receivables	
DEFERRED CHARGES	54,782.06	Net Valuation Taxable-Municipal 181,786,848.00		Total	
SCHOOL, COUNTY, SPECIAL DISTRICT TAXES	4,322,369.24	Net Valuation Taxable-County 217,511,251.00		LIABILITIES, RESERVES, AND SURPLUS	
RESERVE FOR UNCOLLECTED TAXES	250,606.64	State Equalized Valuation 236,995,775.00		Cash Liabilities	
EMERGENCY EMPLOYMENT ACT OF 1971	232,823.97	State Equalization Ratio 76.56		Reserves for Receivables	
EXPENDITURES TOTAL 7,625,179.41				Surplus Dec. 31, 1973	
				Total	

0809

Population 1970 1,845  
 Population 1973 1,850  
 S & P Rating  
 Moody Rating

General Tax Rate Per \$100. 3.81  
 State Equalized Tax Rate 2.73

## LOGAN TOWNSHIP — GLOUCESTER COUNTY

Form of Government:

Township Committee

Number of Members on Governing Body 3

PER CAPITA:  
 Gross Debt 72.03  
 Net Debt 13.11  
 Debt Service 340.44  
 Total Tax Levy 146.78  
 Municipal Expenditures

PER CENT:  
 Gross Debt .57  
 Net Debt .10  
 Tax Levy Collected 93.76  
 Tax Levy Cancelled, Abated or Adjusted .03

EXPENDITURES		REVENUES-REALIZED		1973 PROPERTY TAX	
GENERAL GOVERNMENT				STATE EQUALIZED TAX RATE 1.95	
Governing Body & Public Boards	2,150.00	1973 Property Taxes Collected 599,872.31		Local District School Taxes	453,586.50
Municipal Clerk	6,300.00	1973 Payments in Lieu of Taxes		Regional & Consolidated School Tax	
Financial Administration	6,000.00	Delinquent Tax & Lien Collections 38,349.59		School Taxes in Municipal Budget	
Assessment of Taxes	6,320.00	Business Personalty Replacement Taxes 45,080.62		County Taxes	151,598.65
Collection of Taxes	3,950.00	Taxes from Public Utilities 62,135.90		County Library Taxes	
Planning, Housing & Development	3,780.00	Other Miscellaneous Tax Revenues		Local Municipal Purpose Taxes	23,079.26
Human Resources		State Aid Revenues 13,235.66		Veteran & Senior Citizen Taxes	9,980.00
Elections	600.00	Federal Aid Revenues		Total Taxes for Rate Computation	638,244.41
General Administration (other)	23,200.00	State and Local Fiscal Assistance Act Utilized 12,020.00		Special District Taxes	
JUDICIARY		Sale of Acquired Property 4,225.00		Bank Stock Taxes	385.62
Municipal Courts	8,160.00	Other Miscellaneous Revenues 44,516.77		Added and Omitted Taxes	1,158.24
PUBLIC SAFETY		Other Revenues, Revenue Sharing Tax Effort 4,996.03		Total Taxes Levied - ABSTRACT	629,808.27
Fire Protection	21,100.00	Total 824,431.88		Total Taxes Billed	639,788.27
Police Protection	34,900.00	Prior Years Surplus Appropriated 57,846.17		1973 TAXES COLLECTED	599,872.31
Civil Defense & Disaster Control	50.00	REVENUES TOTAL 882,278.05		1973 Taxes Cancelled, Abated or Adjusted	183.35
Environmental Inspection & Control	565.00	CAPITAL OUTLAY TOTAL 2,819.47		Transfer to Tax Title Liens or Foreclosed	194.31
Other Public Safety				Balance Outstanding Dec. 31, 1973	39,538.30
PUBLIC WORKS				PRIOR YEARS TAXES OUTSTANDING	
Streets and Drainage	21,500.00	Public Enterprises		Balance January 1, 1973	52,869.96
Sewers and Sewage Processing	15,000.00	Recreation—Culture		Collected in 1973	38,349.59
Garbage and Trash Disposal	25,000.00	Public Works		Cancelled, Abated or Adjusted 1973	7.82
Public Buildings and Grounds	2,450.00	Buildings and Grounds		Transfers to Tax Title Liens or Foreclosed	
Other Public Works		Library and Education		Balance December 31, 1973	14,512.55
HEALTH and WELFARE		Conservation		TAX TITLE LIENS OUTSTANDING	
Health Services Except Environmental	3,100.00	All Other		Balance January 1, 1973	3,890.78
Welfare-Public Assistance	900.00	CAPITAL DEBT AUTHORIZED, DECEMBER 31, 1973		Transfers From Taxes	194.31
Hospitals, Clinics, First Aid		ISSUED AND UNISSUED GROSS DEBT NET DEBT		Redeemed in 1973	
Animal, Insect, & Rodent Control	5,900.00	School 109,000		Cancelled, Abated or Adjusted (1973)	
Other Welfare Services		Self-liquidating 24,250 24,250		Transfers to Foreclosed Property	
RECREATION and CONSERVATION		Other 24,250 24,250		Balance December 31, 1973	4,085.09
Beaches and Boardwalks		Total 133,250		PROPERTY ACQUIRED BY DEED OR FORECLOSURE	
Parks, Playgrounds, Shade Trees	1,200.00	ISSUED AND OUTSTANDING		Balance January 1, 1973	4,390.00
Land Reclamation & Conservation		School 109,000.00		Transfers From Taxes or Liens	
Other Recreational Services	200.00	Self-Liquidating		Sale for Cash (1973)	4,225.00
EDUCATION (excluding schools)		Other		Cancelled, Abated or Adjusted (1973)	
Libraries		Total 109,000.00		Balance December 31, 1973	165.00
Other Educational Services		EQUALIZED VALUATION BASIS		CURRENT FINANCES DECEMBER 31, 1973	
STATUTORY EXPENDITURES		FOR NET DEBT COMPUTATION 23,210,252.33		ASSETS	
Pensions & F. I. C. A.	3,500.00	REAL PROPERTY VALUATIONS		Cash Dec. 31, 1973	242,164.63
Employee Fringe Benefits		Code Class # of Parcels % VAL'N ASSESSED VALUATION		Taxes Receivable	54,050.85
Other Statutory Expenditures		1 Vacant Land 524 22.04 3,630,800.00		Tax Title Liens	4,085.09
MUNICIPAL FUNCTIONS TOTAL 195,825.00		2 Residential 397 18.85 3,105,200.00		Foreclosed Property	165.00
CAPITAL IMPROVEMENTS * MEMO *		3 Farm 273 15.58 2,567,600.00		Emergencies & Other Deferred Charges	
DEBT SERVICE		4a Commercial 41 9.16 1,508,050.00		State Aid Receivable	1,608.57
Principal Payments		4b Industrial 4 34.36 5,660,600.00		Other Receivables	4,256.05
Interest Payments		4c Apartments		Total	306,330.19
DEFERRED CHARGES		Total 1239 16,472,250.00		LIABILITIES, RESERVES, AND SURPLUS	
SCHOOL, COUNTY, SPECIAL DISTRICT TAXES	605,185.15	Land Area 23.42 Sq. Miles		Cash Liabilities	142,229.10
RESERVE FOR UNCOLLECTED TAXES	63,211.11	Net Valuation Taxable-Municipal 16,760,630.00		Reserves for Receivables	62,556.99
EMERGENCY EMPLOYMENT ACT OF 1971		Net Valuation Taxable-County 24,837,025.00		Surplus Dec. 31, 1973	101,544.10
EXPENDITURES TOTAL 876,721.26		State Equalized Valuation 23,198,379.00		Total	306,330.19
		State Equalization Ratio 71.90			

1517

Population 1970 2,925  
 Population 1973 3,585  
 S & P Rating  
 Moody Rating BA

General Tax Rate Per \$100. 2.21  
 State Equalized Tax Rate 1.49

**LONG BEACH TOWNSHIP — OCEAN COUNTY**  
**Form of Government:**  
**Commission (1911)**  
**Number of Members on Governing Body 3**

**PER CAPITA:**  
 Gross Debt 854.27  
 Net Debt 241.70  
 Debt Service 41.42  
 Total Tax Levy 1,060.48  
 Municipal Expenditures 509.04

**PER CENT:**  
 Gross Debt 1.46  
 Net Debt .41  
 Tax Levy Collected 94.81  
 Tax Levy Cancelled, Abated or Adjusted .06

EXPENDITURES		REVENUES-REALIZED		1973 PROPERTY TAX	
<b>GENERAL GOVERNMENT</b>				<b>STATE EQUALIZED TAX RATE</b>	
Governing Body & Public Boards		1973 Property Taxes Collected	3,615,895.79	Local District School Taxes .23	595,192.23
Municipal Clerk	30,100.00	1973 Payments in Lieu of Taxes		Regional & Consolidated School Tax .42	1,051,592.62
Financial Administration		Delinquent Tax & Lien Collections	201,585.75	School Taxes in Municipal Budget	
Assessment of Taxes	35,500.00	Business Personalty Replacement Taxes	16,800.91	County Taxes .41	1,036,622.13
Collection of Taxes	54,300.00	Taxes from Public Utilities	232,660.65	County Library Taxes .02	47,771.20
Planning, Housing & Development	11,350.00	Other Miscellaneous Tax Revenues		Local Municipal Purpose Taxes .39	1,000,137.33
Human Resources	3,000.00	State Aid Revenues	17,151.88	Veteran & Senior Citizen Taxes .01	35,970.00
Elections	2,000.00	Federal Aid Revenues		Total Taxes for Rate Computation 1.48	3,767,285.51
General Administration (other)	82,123.00	State and Local Fiscal Assistance Act Utilized	100,020.00	Special District Taxes	
<b>JUDICIARY</b>		Sale of Acquired Property		Bank Stock Taxes	462.67
Municipal Courts	20,750.00	Other Miscellaneous Revenues	151,167.12	Added and Omitted Taxes	70,042.68
<b>PUBLIC SAFETY</b>		Other Revenues, Revenue Sharing Tax Effort	93,032.54	Total Taxes Levied - ABSTRACT	3,801,820.86
Fire Protection	43,200.00	Total	4,428,314.64	Total Taxes Billed	3,813,776.46
Police Protection	423,200.00	Prior Years Surplus Appropriated	300,000.00	1973 TAXES COLLECTED	3,615,895.79
Civil Defense & Disaster Control	550.00	REVENUES TOTAL	4,728,314.64	1973 Taxes Cancelled, Abated or Adjusted	2,384.04
Environmental Inspection & Control	21,225.00			Transfer to Tax Title Liens or Foreclosed	680.03
Other Public Safety				Balance Outstanding Dec. 31, 1973	194,816.60
<b>PUBLIC WORKS</b>		<b>CAPITAL OUTLAY TOTAL</b>		<b>PRIOR YEARS TAXES OUTSTANDING</b>	
Streets and Drainage	272,912.00	Public Enterprises		Balance January 1, 1973	203,604.46
Sewers and Sewage Processing		Recreation—Culture		Collected in 1973	201,073.20
Garbage and Trash Disposal	139,500.00	Public Works		Cancelled, Abated or Adjusted 1973	
Public Buildings and Grounds	35,000.00	Buildings and Grounds		Transfers to Tax Title Liens or Foreclosed	
Other Public Works		Library and Education		Balance December 31, 1973	2,531.26
<b>HEALTH and WELFARE</b>		Conservation		<b>TAX TITLE LIENS OUTSTANDING</b>	
Health Services Except Environmental	5,700.00	All Other		Balance January 1, 1973	4,243.57
Welfare-Public Assistance	2,100.00			Transfers From Taxes	680.03
Hospitals, Clinics, First Aid	10,500.00	<b>CAPITAL DEBT AUTHORIZED, DECEMBER 31, 1973</b>		Redeemed in 1973	512.55
Animal, Insect, & Rodent Control	2,000.00	ISSUED AND UNISSUED		Cancelled, Abated or Adjusted (1973)	
Other Welfare Services	1,200.00	School	2,070,050	Transfers to Foreclosed Property	
<b>RECREATION and CONSERVATION</b>		Self-liquidating	126,000	Balance December 31, 1973	4,411.05
Beaches and Boardwalks	107,057.00	Other	866,500	<b>PROPERTY ACQUIRED BY DEED OR FORECLOSURE</b>	
Parks, Playgrounds, Shade Trees		Total	3,062,550	Balance January 1, 1973	5,400.00
Land Reclamation & Conservation	3,000.00			Transfers From Taxes or Liens	
Other Recreational Services	1,000.00	<b>ISSUED AND OUTSTANDING</b>		Sale for Cash (1973)	
<b>EDUCATION (excluding schools)</b>		School	2,070,050.74	Cancelled, Abated or Adjusted (1973)	
Libraries	750.00	Self-Liquidating	126,000.00	Balance December 31, 1973	5,400.00
Other Educational Services	290.00	Other	853,000.00	<b>CURRENT FINANCES DECEMBER 31, 1973</b>	
<b>STATUTORY EXPENDITURES</b>		Total	3,049,050.74	<b>ASSETS</b>	
Pensions & F. I. C. A.	74,300.00	<b>EQUALIZED VALUATION BASIS</b>		Cash Dec. 31, 1973	1,554,297.79
Employee Fringe Benefits	21,000.00	FOR NET DEBT COMPUTATION	209,504,272.00	Taxes Receivable	197,347.86
Other Statutory Expenditures		<b>REAL PROPERTY VALUATIONS</b>		Tax Title Liens	4,411.05
<b>MUNICIPAL FUNCTIONS TOTAL</b>	1,403,607.00	Code Class # of Parcels % VAL'N		Foreclosed Property	5,400.00
<b>CAPITAL IMPROVEMENTS *MEMO*</b>	81,908.00	1 Vacant Land 848 8.75	14,899,020.00	Emergencies & Other Deferred Charges	29,882.00
<b>DEBT SERVICE</b>		2 Residential 5547 85.01	144,733,875.00	State Aid Receivable	37,466.23
Principal Payments	112,000.00	3 Farm		Other Receivables	12,389.43
Interest Payments	36,500.00	4a Commercial 137 5.22	8,884,420.00	Total	1,841,194.36
<b>DEFERRED CHARGES</b>	19,950.00	4b Industrial		<b>LIABILITIES, RESERVES, AND SURPLUS</b>	
<b>SCHOOL, COUNTY, SPECIAL DISTRICT TAXES</b>	2,731,178.18	4c Apartments 39 1.02	1,731,720.00	Cash Liabilities	1,025,044.71
<b>RESERVE FOR UNCOLLECTED TAXES</b>	252,850.00	Total 6571	170,249,035.00	Reserves for Receivables	219,548.34
<b>EMERGENCY EMPLOYMENT ACT OF 1971</b>		Land Area 4.30 Sq. Miles		Surplus Dec. 31, 1973	596,601.31
<b>EXPENDITURES TOTAL</b>	4,556,085.18	Net Valuation Taxable-Municipal	170,966,681.00	Total	1,841,194.36
		Net Valuation Taxable-County	213,463,401.00		
		State Equalized Valuation	253,013,193.00		
		State Equalization Ratio	67.48		

1325

Population 1970 31,880  
 Population 1973 33,135  
 S & P Rating BBB  
 Moody Rating BAA

General Tax Rate Per \$100. 6.06  
 State Equalized Tax Rate 3.96

## LONG BRANCH CITY — MONMOUTH COUNTY

Form of Government:

Mayor-Council Plan A (OMCL50)

Number of Members on Governing Body 5

PER CAPITA:

Gross Debt 377.99  
 Net Debt 167.67  
 Debt Service 29.29  
 Total Tax Levy 269.59  
 Municipal Expenditures 183.36

PER CENT:

Gross Debt 6.39  
 Net Debt 2.84  
 Tax Levy Collected 92.49  
 Tax Levy Cancelled, Abated or Adjusted .16

EXPENDITURES		REVENUES-REALIZED		1973 PROPERTY TAX	
GENERAL GOVERNMENT				STATE EQUALIZED TAX RATE 2.43	
Governing Body & Public Boards	32,561.21	1973 Property Taxes Collected	8,261,637.44	Local District School Taxes	5,312,491.00
Municipal Clerk	59,200.00	1973 Payments in Lieu of Taxes	27,048.32	Regional & Consolidated School Tax	
Financial Administration	44,175.00	Delinquent Tax & Lien Collections	461,735.02	School Taxes in Municipal Budget	.14 305,689.75
Assessment of Taxes	16,150.00	Business Personalty Replacement Taxes	186,229.18	County Taxes	.61 1,344,868.00
Collection of Taxes	30,448.40	Taxes from Public Utilities	814,673.69	County Library Taxes	
Planning, Housing & Development	175,863.31	Other Miscellaneous Tax Revenues		Local Municipal Purpose Taxes	.73 1,596,271.73
Human Resources	276,103.25	State Aid Revenues	1,210,879.24	Veteran & Senior Citizen Taxes	.06 121,870.00
Elections		Federal Aid Revenues	248,665.51	Total Taxes for Rate Computation	3.97 8,681,190.48
General Administration (other)	442,588.59	State and Local Fiscal Assistance Act Utilized	284,935.00	Special District Taxes	
JUDICIARY		Sale of Acquired Property	27,121.00	Bank Stock Taxes	29,128.27
Municipal Courts	36,400.00	Other Miscellaneous Revenues	379,701.22	Added and Omitted Taxes	344,381.06
PUBLIC SAFETY		Other Revenues, Revenue Sharing Tax Effort	214,587.51	Total Taxes Levied - ABSTRACT	8,932,829.81
Fire Protection	315,480.00	Total	12,117,213.13	Total Taxes Billed	8,932,829.81
Police Protection	918,851.68	Prior Years Surplus Appropriated	776,000.00	1973 TAXES COLLECTED	8,261,637.44
Civil Defense & Disaster Control	5,200.00	REVENUES TOTAL	12,893,213.13	1973 Taxes Cancelled, Abated or Adjusted	13,983.22
Environmental Inspection & Control	42,775.00	CAPITAL OUTLAY TOTAL	4,588,459.68	Transfer to Tax Title Liens or Foreclosed	24,590.12
Other Public Safety	350.00			Balance Outstanding Dec. 31, 1973	632,619.03
PUBLIC WORKS				PRIOR YEARS TAXES OUTSTANDING	
Streets and Drainage	404,883.09	Public Enterprises		Balance January 1, 1973	413,596.12
Sewers and Sewage Processing		Recreation—Culture	33,627.34	Collected in 1973	379,363.82
Garbage and Trash Disposal	219,450.00	Public Works	3,367,923.27	Cancelled, Abated or Adjusted 1973	1,429.57
Public Buildings and Grounds	125,550.00	Buildings and Grounds	294,758.32	Transfers to Tax Title Liens or Foreclosed	30,270.59
Other Public Works		Library and Education	792,150.75	Balance December 31, 1973	2,532.14
HEALTH and WELFARE		Conservation		TAX TITLE LIENS OUTSTANDING	
Health Services Except Environmental	125,463.91	All Other	100,000.00	Balance January 1, 1973	89,511.52
Welfare-Public Assistance	20,895.00	CAPITAL DEBT AUTHORIZED, DECEMBER 31, 1973		Transfers From Taxes	58,969.27
Hospitals, Clinics, First Aid		ISSUED AND UNISSUED GROSS DEBT NET DEBT		Redeemed in 1973	82,371.20
Animal, Insect, & Rodent Control	5,000.00	School 6,818,991		Cancelled, Abated or Adjusted (1973)	351.13
Other Welfare Services	1,800.00	Self-liquidating 5,705,641	5,555,641	Transfers to Foreclosed Property	
RECREATION and CONSERVATION		Other 12,524,632	5,555,641	Balance December 31, 1973	65,758.46
Beaches and Boardwalks		ISSUED AND OUTSTANDING		PROPERTY ACQUIRED BY DEED OR FORECLOSURE	
Parks, Playgrounds, Shade Trees	148,615.00	School 5,643,000.00		Balance January 1, 1973	228,885.00
Land Reclamation & Conservation	84,100.00	Self-Liquidating 2,469,000.00		Transfers From Taxes or Liens	
Other Recreational Services	125,400.00	Other 8,112,000.00		Sale for Cash (1973)	27,121.00
EDUCATION (excluding schools)		Total		Cancelled, Abated or Adjusted (1973)	15,379.00
Libraries	132,912.00	EQUALIZED VALUATION BASIS FOR NET DEBT COMPUTATION	195,857,464.33	Balance December 31, 1973	186,385.00
Other Educational Services	48,546.00	REAL PROPERTY VALUATIONS		CURRENT FINANCES DECEMBER 31, 1973	
STATUTORY EXPENDITURES		Code Class # of Parcels % VAL'N ASSESSED VALUATION		ASSETS	
Pensions & F. I. C. A.	280,600.00	1 Vacant Land 765 1.93 2,735,575.00		Cash Dec. 31, 1973	2,017,472.25
Employee Fringe Benefits	72,100.00	2 Residential 5574 58.48 82,072,925.00		Taxes Receivable	635,151.17
Other Statutory Expenditures		3 Farm 22,083,900.00		Tax Title Liens	65,758.46
MUNICIPAL FUNCTIONS TOTAL	4,191,861.44	4a Commercial 536 15.74 967,800.00		Foreclosed Property	186,385.00
CAPITAL IMPROVEMENTS *MEMO*	483,935.00	4b Industrial 10 23.17 32,511,500.00		Emergencies & Other Deferred Charges	241,000.00
DEBT SERVICE		4c Apartments 216 65.47 140,341,700.00		State Aid Receivable	105,059.29
Principal Payments	590,000.00	Total 7101		Other Receivables	4,430.59
Interest Payments	380,543.25	Land Area 5.10 Sq. Miles		Total	3,255,256.76
TYPE I SCHL DEBT *MEMO	596,515.25	Net Valuation Taxable-Municipal	143,404,779.00	LIABILITIES, RESERVES, AND SURPLUS	
DEFERRED CHARGES	59,275.45	Net Valuation Taxable-County	206,385,132.00	Cash Liabilities	1,592,169.82
SCHOOL, COUNTY, SPECIAL DISTRICT TAXES	6,963,048.75	State Equalized Valuation	217,618,112.00	Reserves for Receivables	891,725.22
RESERVE FOR UNCOLLECTED TAXES	587,455.76	State Equalization Ratio	65.47	Surplus Dec. 31, 1973	771,361.72
EMERGENCY EMPLOYMENT ACT OF 1971	266,653.25			Total	3,255,256.76
EXPENDITURES TOTAL	13,038,837.90				

1971/3000

\* ABOVE DEBT SERVICE INCLUDES TYPE I SCHOOL DEBT

0115

Population 1970 1,225  
 Population 1973 1,210  
 S & P Rating  
 Moody Rating

General Tax Rate Per \$100. 2.81  
 State Equalized Tax Rate 2.09

**LONGPORT BOROUGH — ATLANTIC COUNTY**  
**Form of Government:**  
**Commission (1911)**  
**Number of Members on Governing Body 3**

PER CAPITA: 790.91  
 Gross Debt 647.11  
 Net Debt 67.90  
 Debt Service 760.64  
 Total Tax Levy 544.09  
 Municipal Expenditures

PER CENT: 2.46  
 Gross Debt 2.01  
 Net Debt 94.43  
 Tax Levy Collected  
 Tax Levy Cancelled, Abated or Adjusted

EXPENDITURES		REVENUES-REALIZED		1973 PROPERTY TAX	
<b>GENERAL GOVERNMENT</b>				<b>STATE EQUALIZED TAX RATE</b>	
Governing Body & Public Boards	9,701.50	1973 Property Taxes Collected	869,086.37	Local District School Taxes .22	98,000.00
Municipal Clerk	10,200.00	1973 Payments in Lieu of Taxes		Regional & Consolidated School Tax	
Financial Administration	8,075.00	Delinquent Tax & Lien Collections	35,943.18	School Taxes in Municipal Budget	
Assessment of Taxes	4,410.00	Business Personalty Replacement Taxes	3,726.54	County Taxes .74	328,451.36
Collection of Taxes	900.00	Taxes from Public Utilities	40,202.68	County Library Taxes .01	6,330.44
Planning, Housing & Development		Other Miscellaneous Tax Revenues		Local Municipal Purpose Taxes 1.09	484,346.06
Human Resources		State Aid Revenues	9,613.56	Veteran & Senior Citizen Taxes .03	13,070.00
Elections	500.00	Federal Aid Revenues	2,007.43	Total Taxes for Rate Computation 2.09	930,197.86
General Administration (other)	46,231.00	State and Local Fiscal Assistance Act Utilized	9,480.00	Special District Taxes	
<b>JUDICIARY</b>		Sale of Acquired Property		Bank Stock Taxes	
Municipal Courts	6,345.00	Other Miscellaneous Revenues	13,528.12	Added and Omitted Taxes	3,250.72
<b>PUBLIC SAFETY</b>		Other Revenues, Revenue Sharing Tax Effort	11,613.62	Total Taxes Levied - ABSTRACT	920,378.58
Fire Protection	11,350.00	Total	995,201.50	Total Taxes Billed	920,378.58
Police Protection	139,709.00	Prior Years Surplus Appropriated	75,000.00	1973 TAXES COLLECTED	869,086.37
Civil Defense & Disaster Control		REVENUES TOTAL	1,070,201.50	1973 Taxes Cancelled, Abated or Adjusted	
Environmental Inspection & Control	3,271.00	CAPITAL OUTLAY TOTAL	39,933.00	Transfer to Tax Title Liens or Foreclosed	
Other Public Safety				Balance Outstanding Dec. 31, 1973	51,292.21
<b>PUBLIC WORKS</b>				<b>PRIOR YEARS TAXES OUTSTANDING</b>	
Streets and Drainage	58,857.83	Public Enterprises		Balance January 1, 1973	37,701.74
Sewers and Sewage Processing	74,578.50	Recreation—Culture		Collected in 1973	35,943.18
Garbage and Trash Disposal	14,500.00	Public Works	39,933.00	Cancelled, Abated or Adjusted 1973	
Public Buildings and Grounds	5,000.00	Buildings and Grounds		Transfers to Tax Title Liens or Foreclosed	
Other Public Works	2,416.00	Library and Education		Balance December 31, 1973	1,758.56
<b>HEALTH and WELFARE</b>		Conservation		<b>TAX TITLE LIENS OUTSTANDING</b>	
Health Services Except Environmental		All Other		Balance January 1, 1973	4,285.63
Welfare-Public Assistance	550.00			Transfers From Taxes	
Hospitals, Clinics, First Aid				Redeemed in 1973	
Animal, Insect, & Rodent Control	1,950.00			Cancelled, Abated or Adjusted (1973)	
Other Welfare Services				Transfers to Foreclosed Property	
<b>RECREATION and CONSERVATION</b>				Balance December 31, 1973	4,285.63
Beaches and Boardwalks	38,371.56			<b>PROPERTY ACQUIRED BY DEED OR</b>	
Parks, Playgrounds, Shade Trees	33,600.00			<b>FORECLOSURE</b>	
Land Reclamation & Conservation				Balance January 1, 1973	17,695.00
Other Recreational Services				Transfers From Taxes or Liens	
<b>EDUCATION (excluding schools)</b>				Sale for Cash (1973)	
Libraries	500.00			Cancelled, Abated or Adjusted (1973)	
Other Educational Services				Balance December 31, 1973	17,695.00
<b>STATUTORY EXPENDITURES</b>				<b>CURRENT FINANCES DECEMBER 31, 1973</b>	
Pensions & F. I. C. A.	38,324.00			<b>ASSETS</b>	
Employee Fringe Benefits	17,250.00			Cash Dec. 31, 1973	96,272.49
Other Statutory Expenditures				Taxes Receivable	53,050.77
<b>MUNICIPAL FUNCTIONS TOTAL</b>	526,590.39			Tax Title Liens	4,285.63
<b>CAPITAL IMPROVEMENTS *MEMO*</b>	10,000.00			Foreclosed Property	17,695.00
<b>DEBT SERVICE</b>				Emergencies & Other Deferred Charges	5,173.50
Principal Payments	40,000.00			State Aid Receivable	18,459.20
Interest Payments	42,158.00			Other Receivables	
<b>DEFERRED CHARGES</b>	6,200.00			Total	194,936.59
<b>SCHOOL, COUNTY, SPECIAL DISTRICT TAXES</b>	432,781.80			<b>LIABILITIES, RESERVES, AND SURPLUS</b>	
<b>RESERVE FOR UNCOLLECTED TAXES</b>	43,401.23			Cash Liabilities	61,541.02
<b>EMERGENCY EMPLOYMENT ACT OF 1971</b>				Reserves for Receivables	75,031.40
<b>EXPENDITURES TOTAL</b>	1,091,131.42			Surplus Dec. 31, 1973	57,964.17
				Total	194,936.59

2115

Population 1970 3,145  
 Population 1973 3,735  
 S & P Rating  
 Moody Rating

General Tax Rate Per \$100. 3.28  
 State Equalized Tax Rate 2.98

## LOPATCONG TOWNSHIP — WARREN COUNTY

Form of Government:

Township Committee

Number of Members on Governing Body 3

PER CAPITA: 640.24  
 Gross Debt 233.95  
 Net Debt 2.68  
 Debt Service 350.13  
 Total Tax Levy 165.20  
 Municipal Expenditures

PER CENT: 6.51  
 Gross Debt 2.38  
 Net Debt 90.08  
 Tax Levy Collected  
 Tax Levy Cancelled, Abated or Adjusted .09

EXPENDITURES		REVENUES-REALIZED		1973 PROPERTY TAX	
GENERAL GOVERNMENT				STATE EQUALIZED TAX RATE 1.55	
Governing Body & Public Boards		1973 Property Taxes Collected 1,181,281.57		Local District School Taxes 660,427.00	
Municipal Clerk		1973 Payments in Lieu of Taxes 50,626.02		Regional & Consolidated School Tax	
Financial Administration	2,794.81	Delinquent Tax & Lien Collections 57,676.84		School Taxes in Municipal Budget	
Assessment of Taxes	5,000.00	Business Personalty Replacement Taxes 173,022.27		County Taxes .66 282,276.21	
Collection of Taxes	3,900.00	Taxes from Public Utilities		County Library Taxes .02 10,099.37	
Planning, Housing & Development	17,125.00	Other Miscellaneous Tax Revenues		Local Municipal Purpose Taxes .67 284,054.92	
Human Resources		State Aid Revenues 14,776.21		Veteran & Senior Citizen Taxes .07 28,500.00	
Elections	1,050.00	Federal Aid Revenues		Total Taxes for Rate Computation 2.97 1,265,357.50	
General Administration (other)	80,575.00	State and Local Fiscal Assistance Act Utilized 24,044.00		Special District Taxes	
JUDICIARY		Sale of Acquired Property 75,912.65		Bank Stock Taxes 2,323.84	
Municipal Courts	11,595.00	Other Miscellaneous Revenues 14,490.09		Added and Omitted Taxes 68,548.90	
PUBLIC SAFETY		Other Revenues, Revenue Sharing Tax Effort 1,591,829.65		Total Taxes Levied - ABSTRACT 1,307,730.24	
Fire Protection	14,285.00	Total 1,661,829.65		Total Taxes Billed 1,311,370.35	
Police Protection	95,834.97	CAPITAL OUTLAY TOTAL 68,717.61		1973 TAXES COLLECTED 1,181,281.57	
Civil Defense & Disaster Control	1,800.00	Public Enterprises		1973 Taxes Cancelled, Abated or Adjusted 1,233.80	
Environmental Inspection & Control	2,200.00	Recreation—Culture 7,400.00		Transfer to Tax Title Liens or Foreclosed 5,017.09	
Other Public Safety		Public Works 29,148.51		Balance Outstanding Dec. 31, 1973 123,837.89	
PUBLIC WORKS		Buildings and Grounds 8,125.10		PRIOR YEARS TAXES OUTSTANDING	
Streets and Drainage	97,357.22	Library and Education		Balance January 1, 1973 69,129.88	
Sewers and Sewage Processing		Conservation		Collected in 1973 49,610.77	
Garbage and Trash Disposal		All Other 24,044.00		Cancelled, Abated or Adjusted 1973 278.76	
Public Buildings and Grounds	19,639.43	CAPITAL DEBT AUTHORIZED, DECEMBER 31, 1973		Transfers to Tax Title Liens or Foreclosed 6,426.91	
Other Public Works		ISSUED AND UNISSUED GROSS DEBT NET DEBT		Balance December 31, 1973 12,813.44	
HEALTH and WELFARE		School 1,540,000 437,501		TAX TITLE LIENS OUTSTANDING	
Health Services Except Environmental	800.00	Self-liquidating 415,000		Balance January 1, 1973 865.93	
Welfare-Public Assistance	1,060.00	Other 436,290 436,290		Transfers From Taxes 12,297.04	
Hospitals, Clinics, First Aid		Total 2,391,290 873,791		Redeemed in 1973 1,015.25	
Animal, Insect, & Rodent Control		ISSUED AND OUTSTANDING		Cancelled, Abated or Adjusted (1973)	
Other Welfare Services		School 45,000.00		Transfers to Foreclosed Property	
RECREATION and CONSERVATION		Self-Liquidating 388,000.00		Balance December 31, 1973 12,147.72	
Beaches and Boardwalks	22,000.00	Other		PROPERTY ACQUIRED BY DEED OR	
Parks, Playgrounds, Shade Trees	200.00	Total 433,000.00		FORECLOSURE	
Land Reclamation & Conservation		EQUALIZED VALUATION BASIS		Balance January 1, 1973 4,505.00	
Other Recreational Services	10,000.00	FOR NET DEBT COMPUTATION 36,749,939.33		Transfers From Taxes or Liens	
EDUCATION (excluding schools)		REAL PROPERTY VALUATIONS		Sale for Cash (1973)	
Libraries		Code Class # of Parcels % VAL'N ASSESSED VALUATION		Cancelled, Abated or Adjusted (1973)	
Other Educational Services		1 Vacant Land 267 4.00 1,526,514.00		Balance December 31, 1973 4,505.00	
STATUTORY EXPENDITURES		2 Residential 1131 67.48 25,733,583.00		CURRENT FINANCES DECEMBER 31, 1973	
Pensions & F. I. C. A.	12,875.00	3 Farm 105 5.46 2,079,922.00		ASSETS	
Employee Fringe Benefits	5,000.00	4a Commercial 53 14.82 5,649,982.00		Cash Dec. 31, 1973 695,224.36	
Other Statutory Expenditures		4b Industrial 12 7.09 2,702,042.00		Taxes Receivable 136,651.33	
MUNICIPAL FUNCTIONS TOTAL 405,091.43		4c Apartments 1 1.16 442,000.00		Tax Title Liens 12,147.72	
CAPITAL IMPROVEMENTS *MEMO* 106,044.00		Total 1569 38,134,043.00		Foreclosed Property 4,505.00	
DEBT SERVICE		Land Area 6.90 Sq. Miles		Emergencies & Other Deferred Charges 26,900.56	
Principal Payments		Net Valuation Taxable-Municipal 38,675,264.00		State Aid Receivable	
Interest Payments	10,000.00	Net Valuation Taxable-County 39,840,801.00		Other Receivables 287.50	
DEFERRED CHARGES	34,650.00	State Equalized Valuation 42,441,953.00		Total 875,716.47	
SCHOOL, COUNTY, SPECIAL DISTRICT TAXES	952,802.58	State Equalization Ratio 91.02		LIABILITIES, RESERVES, AND SURPLUS	
RESERVE FOR UNCOLLECTED TAXES	167,284.75			Cash Liabilities 430,019.58	
EMERGENCY EMPLOYMENT ACT OF 1971				Reserves for Receivables 153,591.55	
EXPENDITURES TOTAL 1,569,828.76				Surplus Dec. 31, 1973 292,105.34	
				Total 875,716.47	

**0505**

Population 1970 **10,170**  
 Population 1973 **10,980**  
 S & P Rating  
 Moody Rating

General Tax Rate Per \$100. **3.98**  
 State Equalized Tax Rate **2.61**

**LOWER TOWNSHIP — CAPE MAY COUNTY**  
 Form of Government:  
**Township Committee**  
 Number of Members on Governing Body **3**

PER CAPITA:  
 Gross Debt **655.76**  
 Net Debt **209.39**  
 Debt Service **2.89**  
 Total Tax Levy **314.53**  
 Municipal Expenditures **126.34**

PER CENT:  
 Gross Debt **6.72**  
 Net Debt **2.14**  
 Tax Levy Collected **90.63**  
 Tax Levy Cancelled, Abated or Adjusted **.25**

EXPENDITURES		REVENUES-REALIZED		1973 PROPERTY TAX	
<b>GENERAL GOVERNMENT</b>				<b>STATE EQUALIZED TAX RATE</b>	
Governing Body & Public Boards		1973 Property Taxes Collected	<b>3,129,996.57</b>	Local District School Taxes	<b>.97</b>
Municipal Clerk		1973 Payments in Lieu of Taxes		Regional & Consolidated School Tax	<b>.85</b>
Financial Administration	<b>21,750.00</b>	Delinquent Tax & Lien Collections	<b>276,554.01</b>	School Taxes in Municipal Budget	
Assessment of Taxes	<b>27,650.00</b>	Business Personalty Replacement Taxes	<b>103,789.23</b>	County Taxes	<b>.44</b>
Collection of Taxes	<b>26,250.00</b>	Taxes from Public Utilities	<b>225,923.29</b>	County Library Taxes	<b>.02</b>
Planning, Housing & Development	<b>9,500.00</b>	Other Miscellaneous Tax Revenues		Local Municipal Purpose Taxes	<b>.21</b>
Human Resources		State Aid Revenues	<b>60,298.04</b>	Veteran & Senior Citizen Taxes	<b>.11</b>
Elections	<b>4,300.00</b>	Federal Aid Revenues		Total Taxes for Rate Computation	<b>2.60</b>
General Administration (other)	<b>66,100.00</b>	State and Local Fiscal Assistance Act Utilized	<b>60,651.25</b>	Special District Taxes	<b>49,615.00</b>
<b>JUDICIARY</b>		Sale of Acquired Property	<b>6,740.00</b>	Bank Stock Taxes	<b>3,135.44</b>
Municipal Courts	<b>11,300.00</b>	Other Miscellaneous Revenues	<b>51,102.11</b>	Added and Omitted Taxes	<b>106,408.11</b>
<b>PUBLIC SAFETY</b>		Other Revenues, Revenue Sharing Tax Effort	<b>138,490.86</b>	Total Taxes Levied - ABSTRACT	<b>3,453,488.44</b>
Fire Protection	<b>7,700.00</b>	Total	<b>4,053,545.36</b>	Total Taxes Billed	<b>3,453,488.36</b>
Police Protection	<b>253,847.00</b>	Prior Years Surplus Appropriated	<b>269,770.00</b>	<b>1973 TAXES COLLECTED</b>	<b>3,129,996.57</b>
Civil Defense & Disaster Control	<b>3,500.00</b>	REVENUES TOTAL	<b>4,323,315.36</b>	1973 Taxes Cancelled, Abated or Adjusted	<b>8,625.98</b>
Environmental Inspection & Control	<b>22,755.00</b>	<b>CAPITAL OUTLAY TOTAL</b>	<b>111,496.00</b>	Transfer to Tax Title Liens or Foreclosed	<b>9,155.57</b>
Other Public Safety				Balance Outstanding Dec. 31, 1973	<b>305,710.24</b>
<b>PUBLIC WORKS</b>				<b>PRIOR YEARS TAXES OUTSTANDING</b>	
Streets and Drainage	<b>252,740.00</b>	Public Enterprises		Balance January 1, 1973	<b>272,691.23</b>
Sewers and Sewage Processing	<b>8,000.00</b>	Recreation—Culture		Collected in 1973	<b>268,451.02</b>
Garbage and Trash Disposal	<b>109,341.00</b>	Public Works		Cancelled, Abated or Adjusted 1973	
Public Buildings and Grounds	<b>32,850.00</b>	Buildings and Grounds	<b>111,496.00</b>	Transfers to Tax Title Liens or Foreclosed	<b>4,040.21</b>
Other Public Works	<b>3,500.00</b>	Library and Education		Balance December 31, 1973	<b>200.00</b>
<b>HEALTH and WELFARE</b>		Conservation		<b>TAX TITLE LIENS OUTSTANDING</b>	
Health Services Except Environmental	<b>3,200.00</b>	All Other		Balance January 1, 1973	<b>34,123.31</b>
Welfare-Public Assistance	<b>8,500.00</b>	<b>CAPITAL DEBT AUTHORIZED, DECEMBER 31, 1973</b>		Transfers From Taxes	<b>13,680.61</b>
Hospitals, Clinics, First Aid		ISSUED AND UNISSUED		Redeemed in 1973	<b>8,102.99</b>
Animal, Insect, & Rodent Control	<b>5,350.00</b>	School	<b>6,143,315</b>	Cancelled, Abated or Adjusted (1973)	
Other Welfare Services		Self-liquidating		Transfers to Foreclosed Property	
<b>RECREATION and CONSERVATION</b>		Other	<b>1,056,888</b>	Balance December 31, 1973	<b>39,700.93</b>
Beaches and Boardwalks		Total	<b>7,200,203</b>	<b>PROPERTY ACQUIRED BY DEED OR FORECLOSURE</b>	
Parks, Playgrounds, Shade Trees	<b>36,945.00</b>	<b>ISSUED AND OUTSTANDING</b>		Balance January 1, 1973	<b>67,561.19</b>
Land Reclamation & Conservation	<b>2,400.00</b>	School	<b>3,229,315.22</b>	Transfers From Taxes or Liens	
Other Recreational Services		Self-liquidating		Sale for Cash (1973)	<b>6,740.00</b>
<b>EDUCATION (excluding schools)</b>		Other	<b>862,000.00</b>	Cancelled, Abated or Adjusted (1973)	
Libraries		Total	<b>4,091,315.22</b>	Balance December 31, 1973	<b>60,821.19</b>
Other Educational Services		<b>EQUALIZED VALUATION BASIS</b>		<b>CURRENT FINANCES DECEMBER 31, 1973</b>	
<b>STATUTORY EXPENDITURES</b>		<b>FOR NET DEBT COMPUTATION</b>	<b>107,191,333.00</b>	<b>ASSETS</b>	
Pensions & F. I. C. A.	<b>40,980.00</b>	<b>REAL PROPERTY VALUATIONS</b>		Cash Dec. 31, 1973	<b>444,951.72</b>
Employee Fringe Benefits	<b>24,000.00</b>	Code Class # of Parcels % VAL'N		Taxes Receivable	<b>305,910.24</b>
Other Statutory Expenditures		1 Vacant Land 2104 6.20	<b>5,251,655.00</b>	Tax Title Liens	<b>39,700.93</b>
<b>MUNICIPAL FUNCTIONS</b>	<b>982,458.00</b>	2 Residential 7493 77.20	<b>65,441,800.00</b>	Foreclosed Property	<b>60,821.19</b>
<b>CAPITAL IMPROVEMENTS</b>	<b>18,000.00</b>	3 Farm 104 1.23	<b>1,040,550.00</b>	Emergencies & Other Deferred Charges	<b>168.01</b>
<b>DEBT SERVICE</b>		4a Commercial 256 10.07	<b>8,535,000.00</b>	State Aid Receivable	<b>43,095.16</b>
Principal Payments	<b>25,000.00</b>	4b Industrial 14 5.31	<b>4,497,510.00</b>	Other Receivables	<b>117,313.33</b>
Interest Payments	<b>6,780.50</b>	4c Apartments		Total	<b>1,011,960.58</b>
<b>DEFERRED CHARGES</b>	<b>25,570.00</b>	Total 9971	<b>84,766,515.00</b>	<b>LIABILITIES, RESERVES, AND SURPLUS</b>	
<b>SCHOOL, COUNTY, SPECIAL DISTRICT TAXES</b>	<b>3,062,251.46</b>	Land Area 29.81 Sq. Miles		Cash Liabilities	<b>288,205.86</b>
<b>RESERVE FOR UNCOLLECTED TAXES</b>	<b>347,411.04</b>	Net Valuation Taxable-Municipal	<b>86,324,806.00</b>	Reserves for Receivables	<b>523,745.69</b>
<b>EMERGENCY EMPLOYMENT ACT OF 1971</b>		Net Valuation Taxable-County	<b>115,873,611.00</b>	Surplus Dec. 31, 1973	<b>200,009.03</b>
<b>EXPENDITURES TOTAL</b>	<b>4,449,471.00</b>	State Equalized Valuation	<b>130,677,337.00</b>	Total	<b>1,011,960.58</b>
		State Equalization Ratio	<b>65.65</b>		

1704

Population 1970 1,405  
 Population 1973 1,410  
 S & P Rating  
 Moody Rating

General Tax Rate Per \$100. 1.21  
 State Equalized Tax Rate .76

**LOWER ALLOWAYS CREEK — SALEM COUNTY**  
**Form of Government:**  
**Township Committee**  
**Number of Members on Governing Body 3**

PER CAPITA: Gross Debt 23.40 PER CENT: Gross Debt .38  
 Net Debt  
 Debt Service  
 Total Tax Levy 57.23  
 Municipal Expenditures 1,126.85  
 Net Debt  
 Tax Levy Collected 91.66  
 Tax Levy Cancelled, Abated or Adjusted

EXPENDITURES		REVENUES-REALIZED		1973 PROPERTY TAX	
<b>GENERAL GOVERNMENT</b>				<b>STATE EQUALIZED TAX RATE</b> →	
Governing Body & Public Boards		1973 Property Taxes Collected	78,989.04	Local District School Taxes	
Municipal Clerk		1973 Payments in Lieu of Taxes		Regional & Consolidated School Tax	
Financial Administration	4,000.00	Delinquent Tax & Lien Collections	9,170.65	School Taxes in Municipal Budget	
Assessment of Taxes	3,000.00	Business Personalty Replacement Taxes	10,830.30	County Taxes	.69 80,066.87
Collection of Taxes	7,500.00	Taxes from Public Utilities	2,873,777.99	County Library Taxes	
Planning, Housing & Development	740.00	Other Miscellaneous Tax Revenues		Local Municipal Purpose Taxes	-721.81
Human Resources		State Aid Revenues	183,178.06	Veteran & Senior Citizen Taxes	.08 9,330.00
Elections		Federal Aid Revenues		Total Taxes for Rate Computation	.77 88,675.06
General Administration (other)	33,700.98	State and Local Fiscal Assistance Act Utilized	28,021.00	Special District Taxes	
<b>JUDICIARY</b>		Sale of Acquired Property		Bank Stock Taxes	721.81
Municipal Courts	3,040.00	Other Miscellaneous Revenues	122,885.45	Added and Omitted Taxes	631.11
<b>PUBLIC SAFETY</b>		Other Revenues, Revenue Sharing Tax Effort		Total Taxes Levied - ABSTRACT	80,697.98
Fire Protection	64,400.00	Total	3,306,852.49	Total Taxes Billed	78,989.04
Police Protection	37,100.00	Prior Years Surplus Appropriated		<b>1973 TAXES COLLECTED</b>	
Civil Defense & Disaster Control	200.00	REVENUES TOTAL	3,306,852.49	1973 Taxes Cancelled, Abated or Adjusted	
Environmental Inspection & Control		CAPITAL OUTLAY TOTAL	20,470.00	Transfer to Tax Title Liens or Foreclosed	
Other Public Safety				Balance Outstanding Dec. 31, 1973	7,188.94
<b>PUBLIC WORKS</b>				<b>PRIOR YEARS TAXES OUTSTANDING</b>	
Streets and Drainage	464,876.67	Public Enterprises		Balance January 1, 1973	7,510.37
Sewers and Sewage Processing		Recreation—Culture		Collected in 1973	7,391.04
Garbage and Trash Disposal	16,500.00	Public Works	20,470.00	Cancelled, Abated or Adjusted 1973	
Public Buildings and Grounds	68,350.00	Buildings and Grounds		Transfers to Tax Title Liens or Foreclosed	
Other Public Works	28,000.00	Library and Education		Balance December 31, 1973	119.33
<b>HEALTH and WELFARE</b>		Conservation		<b>TAX TITLE LIENS OUTSTANDING</b>	
Health Services Except Environmental	350.00	All Other		Balance January 1, 1973	6,603.90
Welfare-Public Assistance	1,300.00	<b>CAPITAL DEBT AUTHORIZED, DECEMBER 31, 1973</b>		Transfers From Taxes	
Hospitals, Clinics, First Aid	5,000.00	ISSUED AND UNISSUED GROSS DEBT		Redeemed in 1973	1,779.61
Animal, Insect, & Rodent Control	1,800.00	School 33,000		Cancelled, Abated or Adjusted (1973)	
Other Welfare Services		Self-liquidating		Transfers to Foreclosed Property	
<b>RECREATION and CONSERVATION</b>		Other		Balance December 31, 1973	4,824.29
Beaches and Boardwalks		Total 33,000		<b>PROPERTY ACQUIRED BY DEED OR FORECLOSURE</b>	
Parks, Playgrounds, Shade Trees		ISSUED AND OUTSTANDING		Balance January 1, 1973	
Land Reclamation & Conservation		School 33,000.00		Transfers From Taxes or Liens	
Other Recreational Services		Self-Liquidating		Sale for Cash (1973)	
<b>EDUCATION (excluding schools)</b>		Other		Cancelled, Abated or Adjusted (1973)	
Libraries		Total 33,000.00		Balance December 31, 1973	
Other Educational Services	821,030.59	<b>EQUALIZED VALUATION BASIS</b>		<b>CURRENT FINANCES DECEMBER 31, 1973</b>	
<b>STATUTORY EXPENDITURES</b>		<b>FOR NET DEBT COMPUTATION</b>	8,761,738.33	<b>ASSETS</b>	
Pensions & F. I. C. A.	6,200.00	<b>REAL PROPERTY VALUATIONS</b>		Cash Dec. 31, 1973	3,320,471.45
Employee Fringe Benefits	3,777.02	Code Class # of Parcels % VAL'N		Taxes Receivable	7,308.27
Other Statutory Expenditures		1 Vacant Land 338 1.96	136,450.00	Tax Title Liens	4,824.29
<b>MUNICIPAL FUNCTIONS</b>		2 Residential 334 35.55	2,475,825.00	Foreclosed Property	
<b>CAPITAL IMPROVEMENTS</b>	<b>*MEMO*</b>	3 Farm 404 36.16	2,518,600.00	Emergencies & Other Deferred Charges	228.00
<b>DEBT SERVICE</b>		4a Commercial 11 2.06	143,350.00	State Aid Receivable	177,503.65
Principal Payments		4b Industrial 1 24.27	1,690,300.00	Other Receivables	552.00
Interest Payments		4c Apartments		Total	3,510,887.66
<b>DEFERRED CHARGES</b>		Total 1088	6,964,525.00	<b>LIABILITIES, RESERVES, AND SURPLUS</b>	
SCHOOL, COUNTY, SPECIAL DISTRICT TAXES	80,066.87	Land Area 47.70 Sq. Miles		Cash Liabilities	1,144,387.90
RESERVE FOR UNCOLLECTED TAXES	18,000.00	Net Valuation Taxable-Municipal	7,365,391.00	Reserves for Receivables	12,684.56
EMERGENCY EMPLOYMENT ACT OF 1971		Net Valuation Taxable-County	9,162,004.00	Surplus Dec. 31, 1973	2,353,815.20
<b>EXPENDITURES</b>		State Equalized Valuation	11,438,148.00	Total	3,510,887.66
<b>TOTAL</b>	<b>1,668,932.13</b>	State Equalization Ratio	63.10		

0317

Population 1970 3,980  
 Population 1973 4,485  
 S & P Rating  
 Moody Rating

General Tax Rate Per \$100. 4.88  
 State Equalized Tax Rate 3.32

## LUMBERTON TOWNSHIP — BURLINGTON CO.

Form of Government:  
 Township Committee  
 Number of Members on Governing Body 3

PER CAPITA: 135.41  
 Gross Debt 10.48  
 Net Debt 1.78  
 Debt Service 293.74  
 Total Tax Levy 154.31  
 Municipal Expenditures

PER CENT: 1.84  
 Gross Debt .14  
 Net Debt 95.11  
 Tax Levy Collected  
 Tax Levy Cancelled, Abated or Adjusted

EXPENDITURES		REVENUES-REALIZED		1973 PROPERTY TAX	
<b>GENERAL GOVERNMENT</b>				<b>STATE EQUALIZED TAX RATE</b>	
Governing Body & Public Boards		1973 Property Taxes Collected	1,253,035.00	Local District School Taxes	1.24 488,910.00
Municipal Clerk		1973 Payments in Lieu of Taxes		Regional & Consolidated School Tax	1.07 421,347.27
Financial Administration	7,850.00	Delinquent Tax & Lien Collections	131,239.54	School Taxes in Municipal Budget	
Assessment of Taxes	5,125.00	Business Personalty Replacement Taxes	67,258.06	County Taxes	.58 230,769.89
Collection of Taxes	5,800.00	Taxes from Public Utilities	167,444.31	County Library Taxes	.02 8,793.81
Planning, Housing & Development	18,000.00	Other Miscellaneous Tax Revenues		Local Municipal Purpose Taxes	.37 144,656.35
Human Resources		State Aid Revenues	18,656.59	Veteran & Senior Citizen Taxes	.05 18,240.00
Elections		Federal Aid Revenues	6,623.33	Total Taxes for Rate Computation	3.33 1,312,717.32
General Administration (other)	82,500.00	State and Local Fiscal Assistance Act Utilized	61,157.00	Special District Taxes	
<b>JUDICIARY</b>		Sale of Acquired Property		Bank Stock Taxes	843.65
Municipal Courts	17,850.00	Other Miscellaneous Revenues	77,306.59	Added and Omitted Taxes	22,106.53
<b>PUBLIC SAFETY</b>		Other Revenues, Revenue Sharing Tax Effort	12,546.67	Total Taxes Levied - ABSTRACT	1,317,427.50
Fire Protection	19,400.00	Total	1,795,267.09	Total Taxes Billed	1,317,427.50
Police Protection	101,250.00	Prior Years Surplus Appropriated	200,000.00	1973 TAXES COLLECTED	1,253,035.00
Civil Defense & Disaster Control	1,000.00	REVENUES TOTAL	1,995,267.09	1973 Taxes Cancelled, Abated or Adjusted	
Environmental Inspection & Control	11,403.83			Transfer to Tax Title Liens or Foreclosed	
Other Public Safety		CAPITAL OUTLAY TOTAL	9,735.65	Balance Outstanding Dec. 31, 1973	64,392.50
<b>PUBLIC WORKS</b>				<b>PRIOR YEARS TAXES OUTSTANDING</b>	
Streets and Drainage	72,190.00	Public Enterprises		Balance January 1, 1973	99,615.51
Sewers and Sewage Processing		Recreation—Culture		Collected in 1973	86,413.46
Garbage and Trash Disposal	51,000.00	Public Works	9,735.65	Cancelled, Abated or Adjusted 1973	
Public Buildings and Grounds	12,000.00	Buildings and Grounds		Transfers to Tax Title Liens or Foreclosed	
Other Public Works	17,500.00	Library and Education		Balance December 31, 1973	13,202.05
<b>HEALTH and WELFARE</b>		Conservation		<b>TAX TITLE LIENS OUTSTANDING</b>	
Health Services Except Environmental	1,050.00	All Other		Balance January 1, 1973	56,788.13
Welfare-Public Assistance	1,790.00			Transfers From Taxes	
Hospitals, Clinics, First Aid		CAPITAL DEBT AUTHORIZED, DECEMBER 31, 1973		Redeemed in 1973	44,826.08
Animal, Insect, & Rodent Control	5,400.00	ISSUED AND UNISSUED GROSS DEBT		Cancelled, Abated or Adjusted (1973)	
Other Welfare Services		School	560,320	Transfers to Foreclosed Property	
<b>RECREATION and CONSERVATION</b>		Self-Liquidating	47,000	Balance December 31, 1973	11,962.05
Beaches and Boardwalks	61,157.00	Other	607,320	<b>PROPERTY ACQUIRED BY DEED OR</b>	
Parks, Playgrounds, Shade Trees	10,000.00	Total	607,320	<b>FORECLOSURE</b>	
Land Reclamation & Conservation		ISSUED AND OUTSTANDING		Balance January 1, 1973	
Other Recreational Services	700.00	School	556,122.22	Transfers From Taxes or Liens	
<b>EDUCATION (excluding schools)</b>		Self-Liquidating		Sale for Cash (1973)	
Libraries		Other		Cancelled, Abated or Adjusted (1973)	
Other Educational Services		Total	556,122.22	Balance December 31, 1973	
<b>STATUTORY EXPENDITURES</b>		EQUALIZED VALUATION BASIS		<b>CURRENT FINANCES DECEMBER 31, 1973</b>	
Pensions & F. I. C. A.	21,000.00	FOR NET DEBT COMPUTATION	33,071,486.67	<b>ASSETS</b>	
Employee Fringe Benefits		REAL PROPERTY VALUATIONS		Cash Dec. 31, 1973	808,902.66
Other Statutory Expenditures		Code Class # of Parcels % VAL'N	ASSESSED VALUATION	Taxes Receivable	77,594.55
<b>MUNICIPAL FUNCTIONS</b>		1 Vacant Land 73 1.73	458,300.00	Tax Title Liens	11,962.05
<b>CAPITAL IMPROVEMENTS</b>		2 Residential 795 45.06	11,958,800.00	Foreclosed Property	
<b>DEBT SERVICE</b>		3 Farm 145 10.25	2,720,100.00	Emergencies & Other Deferred Charges	8,801.49
Principal Payments	8,000.00	4a Commercial 104 33.12	8,788,400.00	State Aid Receivable	
Interest Payments		4b Industrial 6 2.30	611,000.00	Other Receivables	15,107.52
		4c Apartments 6 7.54	2,000,600.00	Total	922,368.27
<b>DEFERRED CHARGES</b>		Total 1129	26,537,200.00	<b>LIABILITIES, RESERVES, AND SURPLUS</b>	
SCHOOL, COUNTY, SPECIAL DISTRICT TAXES	9,856.03	Land Area 13.34 Sq. Miles		Cash Liabilities	353,392.67
RESERVE FOR UNCOLLECTED TAXES	1,149,820.97	Net Valuation Taxable-Municipal	26,913,380.00	Reserves for Receivables	104,664.12
EMERGENCY EMPLOYMENT ACT OF 1971	144,897.41	Net Valuation Taxable-County	40,294,700.00	Surplus Dec. 31, 1973	464,311.48
<b>EXPENDITURES</b>		State Equalized Valuation	39,362,293.00	Total	922,368.27
<b>TOTAL</b>	1,841,887.80	State Equalization Ratio	68.07		

0232

Population 1970 22,770  
 Population 1973 22,935  
 S & P Rating  
 Moody Rating

General Tax Rate Per \$100 1.95  
 State Equalized Tax Rate 1.66

## LYNDHURST TOWNSHIP — BERGEN COUNTY

Form of Government:  
 Commission (1911)  
 Number of Members on Governing Body 5

PER CAPITA: 56.18 PER CENT: .53  
 Gross Debt 49.42 Gross Debt .47  
 Net Debt 4.48 Net Debt 96.41  
 Debt Service 199.16 Tax Levy Collected  
 Total Tax Levy 119.11 Tax Levy Cancelled, Abated  
 Municipal Expenditures or Adjusted .34

EXPENDITURES		REVENUES-REALIZED		1973 PROPERTY TAX	
GENERAL GOVERNMENT				STATE EQUALIZED TAX RATE — .98	
Governing Body & Public Boards	28,400.00	1973 Property Taxes Collected	4,403,773.39	Local District School Taxes	2,731,655.00
Municipal Clerk	18,986.00	1973 Payments in Lieu of Taxes		Regional & Consolidated School Tax	
Financial Administration	6,000.00	Delinquent Tax & Lien Collections	88,399.23	School Taxes in Municipal Budget	
Assessment of Taxes	66,900.00	Business Personalty Replacement Taxes	376,288.64	County Taxes	1,001,640.20
Collection of Taxes	13,900.00	Taxes from Public Utilities	257,449.13	County Library Taxes	
Planning, Housing & Development		Other Miscellaneous Tax Revenues		Local Municipal Purpose Taxes	760,617.55
Human Resources		State Aid Revenues	124,954.50	Veteran & Senior Citizen Taxes	139,120.00
Elections	5,350.00	Federal Aid Revenues	210,804.46	Total Taxes for Rate Computation	4,633,032.75
General Administration (other)	57,875.00	State and Local Fiscal Assistance Act Utilized	215,045.00	Special District Taxes	
JUDICIARY		Sale of Acquired Property		Bank Stock Taxes	9,149.96
Municipal Courts	26,400.00	Other Miscellaneous Revenues	284,098.26	Added and Omitted Taxes	64,680.15
PUBLIC SAFETY		Other Revenues, Revenue Sharing Tax Effort	62,292.20	Total Taxes Levied - ABSTRACT	4,567,742.86
Fire Protection	46,600.00	Total	6,023,104.81	Total Taxes Billed	4,567,839.85
Police Protection	783,871.00	Prior Years Surplus Appropriated	447,672.41	1973 TAXES COLLECTED	4,403,773.39
Civil Defense & Disaster Control	6,400.00	REVENUES TOTAL	6,470,777.22	1973 Taxes Cancelled, Abated or Adjusted	15,582.50
Environmental Inspection & Control	32,500.00	CAPITAL OUTLAY TOTAL	418,389.36	Transfer to Tax Title Liens or Foreclosed	2,564.25
Other Public Safety		Public Enterprises	79,683.66	Balance Outstanding Dec. 31, 1973	145,919.71
PUBLIC WORKS		Recreation—Culture	6,674.98	PRIOR YEARS TAXES OUTSTANDING	
Streets and Drainage	378,308.54	Public Works	96,531.03	Balance January 1, 1973	163,169.72
Sewers and Sewage Processing	31,000.00	Buildings and Grounds	235,499.69	Collected in 1973	87,324.23
Garbage and Trash Disposal	195,300.00	Library and Education		Cancelled, Abated or Adjusted 1973	
Public Buildings and Grounds	46,200.00	Conservation		Transfers to Tax Title Liens or Foreclosed	
Other Public Works		All Other		Balance December 31, 1973	75,845.49
HEALTH and WELFARE		CAPITAL DEBT AUTHORIZED, DECEMBER 31, 1973		TAX TITLE LIENS OUTSTANDING	
Health Services Except Environmental	67,950.00	ISSUED AND UNISSUED		Balance January 1, 1973	5,934.49
Welfare-Public Assistance	12,950.00	School		Transfers From Taxes	2,564.25
Hospitals, Clinics, First Aid		Self-liquidating	155,010	Redeemed in 1973	1,375.00
Animal, Insect, & Rodent Control		Other	1,133,558	Cancelled, Abated or Adjusted (1973)	
Other Welfare Services		Total	1,288,568	Transfers to Foreclosed Property	
RECREATION and CONSERVATION		ISSUED AND OUTSTANDING		Balance December 31, 1973	7,423.74
Beaches and Boardwalks		School		PROPERTY ACQUIRED BY DEED OR	
Parks, Playgrounds, Shade Trees	118,400.00	Self-Liquidating	100,000.00	FORECLOSURE	
Land Reclamation & Conservation		Other	664,225.00	Balance January 1, 1973	3,171,000.00
Other Recreational Services	9,000.00	Total	764,225.00	Transfers From Taxes or Liens	
EDUCATION (excluding schools)		EQUALIZED VALUATION BASIS		Sale for Cash (1973)	
Libraries	56,336.00	FOR NET DEBT COMPUTATION	241,542,485.33	Cancelled, Abated or Adjusted (1973)	
Other Educational Services		REAL PROPERTY VALUATIONS		Balance December 31, 1973	3,171,000.00
STATUTORY EXPENDITURES		Code Class # of Parcels % VAL'N	ASSESSED VALUATION	CURRENT FINANCES DECEMBER 31, 1973	
Pensions & F. I. C. A.	127,200.00	1 Vacant Land 205 4.07	9,600,000.00	ASSETS	
Employee Fringe Benefits	33,575.00	2 Residential 4737 61.89	146,110,800.00	Cash Dec. 31, 1973	886,005.31
Other Statutory Expenditures		3 Farm		Taxes Receivable	221,765.20
MUNICIPAL FUNCTIONS TOTAL	2,169,101.54	4a Commercial 301 8.66	20,437,600.00	Tax Title Liens	7,423.74
CAPITAL IMPROVEMENTS *MEMO*	39,722.82	4b Industrial 92 23.15	54,657,500.00	Foreclosed Property	3,171,000.00
DEBT SERVICE		4c Apartments 37 2.24	5,285,600.00	Emergencies & Other Deferred Charges	15,530.00
Principal Payments	101,500.00	Total 5372	236,091,500.00	State Aid Receivable	56,908.14
Interest Payments	1,200.00	Land Area 4.70 Sq. Miles		Other Receivables	21,392.41
DEFERRED CHARGES	81,103.65	Net Valuation Taxable-Municipal	237,592,220.00	Total	4,380,024.80
SCHOOL, COUNTY, SPECIAL DISTRICT TAXES	3,733,295.20	Net Valuation Taxable-County	263,020,374.00	LIABILITIES, RESERVES, AND SURPLUS	
RESERVE FOR UNCOLLECTED TAXES	171,746.48	State Equalized Valuation	278,234,780.00	Cash Liabilities	710,115.92
EMERGENCY EMPLOYMENT ACT OF 1971	207,178.94	State Equalization Ratio	85.34	Reserves for Receivables	3,421,581.35
EXPENDITURES TOTAL	6,465,125.81			Surplus Dec. 31, 1973	248,327.53
				Total	4,380,024.80

1417

Population 1970 16,730  
 Population 1973 16,930  
 S & P Rating AA  
 Moody Rating A-1

General Tax Rate Per \$100. 4.84  
 State Equalized Tax Rate 3.41

## MADISON BOROUGH — MORRIS COUNTY

Form of Government:

Borough Council

Number of Members on Governing Body 6

PER CAPITA:

Gross Debt 545.91  
 Net Debt 253.32  
 Debt Service 17.49  
 Total Tax Levy 424.75  
 Municipal Expenditures 223.52

PER CENT:

Gross Debt 4.90  
 Net Debt 2.28  
 Tax Levy Collected 97.99  
 Tax Levy Cancelled, Abated or Adjusted .12

EXPENDITURES		REVENUES-REALIZED		1973 PROPERTY TAX	
<b>GENERAL GOVERNMENT</b>				<b>STATE EQUALIZED TAX RATE</b> <span style="float:right">2.10</span>	
Governing Body & Public Boards		1973 Property Taxes Collected	7,049,595.91	Local District School Taxes	4,443,791.23
Municipal Clerk		1973 Payments in Lieu of Taxes		Regional & Consolidated School Tax	
Financial Administration	2,900.00	Delinquent Tax & Lien Collections	145,866.29	School Taxes in Municipal Budget	
Assessment of Taxes	15,237.00	Business Personalty Replacement Taxes	115,082.80	County Taxes	893,466.34
Collection of Taxes	17,200.00	Taxes from Public Utilities	154,766.81	County Library Taxes	
Planning, Housing & Development	20,065.01	Other Miscellaneous Tax Revenues		Local Municipal Purpose Taxes	1,799,681.12
Human Resources		State Aid Revenues	143,226.36	Veteran & Senior Citizen Taxes	74,890.00
Elections	3,475.00	Federal Aid Revenues		Total Taxes for Rate Computation	7,211,828.69
General Administration (other)	277,635.00	State and Local Fiscal Assistance Act Utilized	116,478.00	Special District Taxes	
<b>JUDICIARY</b>		Sale of Acquired Property		Bank Stock Taxes	13,578.73
Municipal Courts	13,101.00	Other Miscellaneous Revenues	854,748.78	Added and Omitted Taxes	40,551.12
<b>PUBLIC SAFETY</b>		Other Revenues, Revenue Sharing Tax Effort	57,859.26	Total Taxes Levied - ABSTRACT	7,191,068.54
Fire Protection	195,143.00	Total	8,637,624.21	Total Taxes Billed	7,194,434.90
Police Protection	584,976.00	Prior Years Surplus Appropriated	706,400.00	<b>1973 TAXES COLLECTED</b>	7,049,595.91
Civil Defense & Disaster Control	3,395.00	<b>REVENUES TOTAL</b>	9,344,024.21	1973 Taxes Cancelled, Abated or Adjusted	8,973.24
Environmental Inspection & Control	6,463.00	<b>CAPITAL OUTLAY TOTAL</b>	357,510.64	Transfer to Tax Title Liens or Foreclosed	5,598.28
Other Public Safety				Balance Outstanding Dec. 31, 1973	130,267.47
<b>PUBLIC WORKS</b>				<b>PRIOR YEARS TAXES OUTSTANDING</b>	
Streets and Drainage	311,844.00	Public Enterprises	170,907.01	Balance January 1, 1973	130,404.33
Sewers and Sewage Processing	186,658.00	Recreation—Culture		Collected in 1973	120,854.29
Garbage and Trash Disposal	314,970.00	Public Works	164,511.82	Cancelled, Abated or Adjusted 1973	5,763.75
Public Buildings and Grounds	57,152.00	Buildings and Grounds	22,091.81	Transfers to Tax Title Liens or Foreclosed	3,518.30
Other Public Works	46,574.00	Library and Education		Balance December 31, 1973	267.99
<b>HEALTH and WELFARE</b>		Conservation		<b>TAX TITLE LIENS OUTSTANDING</b>	
Health Services Except Environmental	190,093.38	All Other		Balance January 1, 1973	31,006.43
Welfare—Public Assistance	2,791.00	<b>CAPITAL DEBT AUTHORIZED, DECEMBER 31, 1973</b>		Transfers From Taxes	9,591.25
Hospitals, Clinics, First Aid		ISSUED AND UNISSUED		Redeemed in 1973	25,012.00
Animal, Insect, & Rodent Control	7,750.00	GROSS DEBT		Cancelled, Abated or Adjusted (1973)	
Other Welfare Services		School	2,397,000.00	Transfers to Foreclosed Property	
<b>RECREATION and CONSERVATION</b>		Self-liquidating	2,369,600.00	Balance December 31, 1973	15,585.68
Beaches and Boardwalks		Other	4,475,617.00	<b>PROPERTY ACQUIRED BY DEED OR FORECLOSURE</b>	
Parks, Playgrounds, Shade Trees	207,915.00	Total	9,242,217.00	Balance January 1, 1973	31,300.00
Land Reclamation & Conservation		<b>ISSUED AND OUTSTANDING</b>		Transfers From Taxes or Liens	
Other Recreational Services	7,250.00	School	2,397,000.00	Sale for Cash (1973)	
<b>EDUCATION (excluding schools)</b>		Self-liquidating	2,367,000.00	Cancelled, Abated or Adjusted (1973)	
Libraries	205,583.00	Other	3,617,000.00	Balance December 31, 1973	31,300.00
Other Educational Services		Total	8,381,000.00	<b>CURRENT FINANCES DECEMBER 31, 1973</b>	
<b>STATUTORY EXPENDITURES</b>		<b>EQUALIZED VALUATION BASIS FOR NET DEBT COMPUTATION</b>	188,460,431.00	<b>ASSETS</b>	
Pensions & F. I. C. A.	163,400.00	<b>REAL PROPERTY VALUATIONS</b>		Cash Dec. 31, 1973	1,005,522.44
Employee Fringe Benefits	51,400.00	Code Class # of Parcels % VAL'N		Taxes Receivable	130,535.46
Other Statutory Expenditures		1 Vacant Land 305 2.47	3,638,600.00	Tax Title Liens	15,585.68
<b>MUNICIPAL FUNCTIONS</b>	2,892,970.39	2 Residential 3647 78.38	115,247,260.00	Foreclosed Property	31,300.00
<b>CAPITAL IMPROVEMENTS</b>	177,334.00	3 Farm 3 .02	34,300.00	Emergencies & Other Deferred Charges	10,020.38
<b>DEBT SERVICE</b>		4a Commercial 168 14.64	21,520,110.00	State Aid Receivable	51,000.00
Principal Payments	160,000.00	4b Industrial 4 .14	209,900.00	Other Receivables	5,967.01
Interest Payments	136,077.00	4c Apartments 16 4.34	6,378,230.00	Total	1,249,930.97
<b>DEFERRED CHARGES</b>	63,866.52	Total 4143	147,028,400.00	<b>LIABILITIES, RESERVES, AND SURPLUS</b>	
<b>SCHOOL, COUNTY, SPECIAL DISTRICT TAXES</b>	5,337,257.57	Land Area 4.20 Sq. Miles		Cash Liabilities	311,992.48
<b>RESERVE FOR UNCOLLECTED TAXES</b>	522,284.03	Net Valuation Taxable-Municipal	149,066,840.00	Reserves for Receivables	183,388.15
<b>EMERGENCY EMPLOYMENT ACT OF 1971</b>	9,000.00	Net Valuation Taxable-County	213,287,509.00	Surplus Dec. 31, 1973	754,550.34
<b>EXPENDITURES TOTAL</b>	9,121,455.51	State Equalized Valuation	210,447,542.00	Total	1,249,930.97
		State Equalization Ratio	70.58		

1209

Population 1970 **48,900**  
 Population 1973 **50,630**  
 S & P Rating **B8B**  
 Moody Rating

General Tax Rate Per \$100. **4.09**  
 State Equalized Tax Rate **3.92**

**MADISON TOWNSHIP — MIDDLESEX COUNTY**  
**Form of Government:**  
**Council-Manager Plan E (OMCL50)**  
**Number of Members on Governing Body 7**

PER CAPITA:  
 Gross Debt **507.94**  
 Net Debt **118.07**  
 Debt Service **7.25**  
 Total Tax Levy **360.78**  
 Municipal Expenditures **102.81**

PER CENT:  
 Gross Debt **6.60**  
 Net Debt **1.53**  
 Tax Levy Collected **95.95**  
 Tax Levy Cancelled, Abated or Adjusted **.56**

EXPENDITURES		REVENUES-REALIZED		1973 PROPERTY TAX	
<b>GENERAL GOVERNMENT</b>				<b>STATE EQUALIZED TAX RATE — 2.75</b>	
Governing Body & Public Boards	24,500.00	1973 Property Taxes Collected	17,565,944.81	Local District School Taxes	12,472,896.50
Municipal Clerk	34,210.11	1973 Payments in Lieu of Taxes		Regional & Consolidated School Tax	
Financial Administration	66,040.00	Delinquent Tax & Lien Collections	906,568.13	School Taxes in Municipal Budget	
Assessment of Taxes	71,468.21	Business Personalty Replacement Taxes	191,073.63	County Taxes	2,260,887.18
Collection of Taxes	50,021.27	Taxes from Public Utilities	672,195.11	County Library Taxes	
Planning, Housing & Development	64,192.52	Other Miscellaneous Tax Revenues		Local Municipal Purpose Taxes	2,814,152.18
Human Resources		State Aid Revenues	202,331.34	Veteran & Senior Citizen Taxes	233,690.00
Elections	9,450.00	Federal Aid Revenues	60,591.07	Total Taxes for Rate Computation	17,781,625.86
General Administration (other)	317,697.85	State and Local Fiscal Assistance Act Utilized	665,285.25	Special District Taxes	614,750.70
<b>JUDICIARY</b>		Sale of Acquired Property		Bank Stock Taxes	11,101.72
Municipal Courts	38,603.00	Other Miscellaneous Revenues	282,839.94	Added and Omitted Taxes	92,518.34
<b>PUBLIC SAFETY</b>		Other Revenues, Revenue Sharing Tax Effort	230,963.36	Total Taxes Levied - ABSTRACT	18,266,306.62
Fire Protection	17,760.00	Total	20,777,792.64	Total Taxes Billed	18,308,099.74
Police Protection	1,545,725.28	Prior Years Surplus Appropriated		1973 TAXES COLLECTED	17,565,944.81
Civil Defense & Disaster Control	3,730.00	REVENUES TOTAL	20,777,792.64	1973 Taxes Cancelled, Abated or Adjusted	101,845.43
Environmental Inspection & Control	57,094.04	CAPITAL OUTLAY TOTAL	670,638.90	Transfer to Tax Title Liens or Foreclosed	144,637.02
Other Public Safety				Balance Outstanding Dec. 31, 1973	495,672.48
<b>PUBLIC WORKS</b>				<b>PRIOR YEARS TAXES OUTSTANDING</b>	
Streets and Drainage	577,785.61	Public Enterprises		Balance January 1, 1973	1,204,481.53
Sewers and Sewage Processing		Recreation—Culture		Collected in 1973	774,347.18
Garbage and Trash Disposal		Public Works	670,638.90	Cancelled, Abated or Adjusted 1973	192,588.97
Public Buildings and Grounds	92,780.00	Buildings and Grounds		Transfers to Tax Title Liens or Foreclosed	149,317.65
Other Public Works	62,000.00	Library and Education		Balance December 31, 1973	88,227.73
<b>HEALTH and WELFARE</b>		Conservation		<b>TAX TITLE LIENS OUTSTANDING</b>	
Health Services Except Environmental	103,807.42	All Other		Balance January 1, 1973	690,049.50
Welfare-Public Assistance	19,720.00	CAPITAL DEBT AUTHORIZED, DECEMBER 31, 1973		Transfers From Taxes	264,193.73
Hospitals, Clinics, First Aid		ISSUED AND UNISSUED		Redeemed in 1973	132,220.95
Animal, Insect, & Rodent Control		School	19,739,000	Cancelled, Abated or Adjusted (1973)	84,949.07
Other Welfare Services		Self-liquidating	5,978,000	Transfers to Foreclosed Property	166,217.99
<b>RECREATION and CONSERVATION</b>		Other	25,717,000	Balance December 31, 1973	570,855.22
Beaches and Boardwalks		Total		<b>PROPERTY ACQUIRED BY DEED OR FORECLOSURE</b>	
Parks, Playgrounds, Shade Trees	144,516.69	ISSUED AND OUTSTANDING		Balance January 1, 1973	183,180.00
Land Reclamation & Conservation	2,500.00	School	19,739,000.00	Transfers From Taxes or Liens	166,217.99
Other Recreational Services	1,200.00	Self-Liquidating		Sale for Cash (1973)	
<b>EDUCATION (excluding schools)</b>		Other	3,774,000.00	Cancelled, Abated or Adjusted (1973)	
Libraries	143,000.00	Total	23,513,000.00	Balance December 31, 1973	349,397.99
Other Educational Services		<b>EQUALIZED VALUATION BASIS</b>		<b>CURRENT FINANCES DECEMBER 31, 1973</b>	
<b>STATUTORY EXPENDITURES</b>		<b>FOR NET DEBT COMPUTATION</b>	389,700,592.00	<b>ASSETS</b>	
Pensions & F. I. C. A.	192,486.00	<b>REAL PROPERTY VALUATIONS</b>		Cash Dec. 31, 1973	1,657,090.43
Employee Fringe Benefits	97,610.00	Code Class # of Parcels % VAL'N		Taxes Receivable	583,900.21
Other Statutory Expenditures		1 Vacant Land 1491 6.35	27,405,300.00	Tax Title Liens	570,855.22
<b>MUNICIPAL FUNCTIONS</b>		2 Residential 10066 66.14	285,427,400.00	Foreclosed Property	349,397.99
<b>CAPITAL IMPROVEMENTS</b>		3 Farm 144 .85	3,651,400.00	Emergencies & Other Deferred Charges	174,215.15
<b>DEBT SERVICE</b>		4a Commercial 282 7.60	32,788,500.00	State Aid Receivable	115,787.88
Principal Payments	180,000.00	4b Industrial 24 2.34	10,081,500.00	Other Receivables	28,765.81
Interest Payments	187,022.25	4c Apartments 15 16.73	72,184,200.00	Total	3,520,012.69
<b>DEFERRED CHARGES</b>		Total 12022	431,538,300.00	<b>LIABILITIES, RESERVES, AND SURPLUS</b>	
SCHOOL, COUNTY, SPECIAL DISTRICT TAXES	56,906.65	Land Area 38.31 Sq. Miles		Cash Liabilities	766,084.81
RESERVE FOR UNCOLLECTED TAXES	15,348,534.38	Net Valuation Taxable-Municipal	435,508,400.00	Reserves for Receivables	1,532,919.21
EMERGENCY EMPLOYMENT ACT OF 1971	989,274.55	Net Valuation Taxable-County	446,487,197.00	Surplus Dec. 31, 1973	1,221,008.67
<b>EXPENDITURES</b>		State Equalized Valuation	453,660,065.00	Total	3,520,012.69
<b>TOTAL</b>	20,553,635.83	State Equalization Ratio	95.99		

J423

Population 1970 5,910  
 Population 1973 5,145  
 S & P Rating  
 Moody Rating

General Tax Rate Per \$100. 5.29  
 State Equalized Tax Rate 3.43

## MAGNOLIA BOROUGH — CAMDEN COUNTY

Form of Government:

Borough Council

Number of Members on Governing Body 6

PER CAPITA:  
 Gross Debt 137.23  
 Net Debt 47.02  
 Debt Service 4.17  
 Total Tax Levy 205.94  
 Municipal Expenditures 82.28

PER CENT:  
 Gross Debt 2.69  
 Net Debt .92  
 Tax Levy Collected 95.99  
 Tax Levy Cancelled, Abated or Adjusted

EXPENDITURES		REVENUES-REALIZED		1973 PROPERTY TAX	
GENERAL GOVERNMENT				STATE EQUALIZED TAX RATE — 3.43	
Governing Body & Public Boards		1973 Property Taxes Collected	1,204,401.81	Local District School Taxes	1.08 402,480.88
Municipal Clerk		1973 Payments in Lieu of Taxes		Regional & Consolidated School Tax	.82 305,172.82
Financial Administration	7,000.00	Delinquent Tax & Lien Collections	30,517.36	School Taxes in Municipal Budget	
Assessment of Taxes	3,910.00	Business Personalty Replacement Taxes	20,780.26	County Taxes	.81 303,621.95
Collection of Taxes	9,600.00	Taxes from Public Utilities	91,441.50	County Library Taxes	.02 9,211.48
Planning, Housing & Development	900.00	Other Miscellaneous Tax Revenues		Local Municipal Purpose Taxes	.59 221,917.20
Human Resources	500.00	State Aid Revenues	28,756.78	Veteran & Senior Citizen Taxes	.08 29,600.00
Elections	1,300.00	Federal Aid Revenues		Total Taxes for Rate Computation	3.40 1,272,004.33
General Administration (other)	45,900.00	State and Local Fiscal Assistance Act Utilized	64,414.00	Special District Taxes	
JUDICIARY		Sale of Acquired Property		Bank Stock Taxes	1,082.80
Municipal Courts	6,710.00	Other Miscellaneous Revenues	34,795.75	Added and Omitted Taxes	22,027.61
PUBLIC SAFETY		Other Revenues, Revenue Sharing Tax Effort	11,166.49	Total Taxes Levied - ABSTRACT	1,265,514.74
Fire Protection	18,477.99	Total	1,486,273.95	Total Taxes Billed	1,254,716.48
Police Protection	109,600.00	Prior Years Surplus Appropriated	70,000.00	1973 TAXES COLLECTED	1,204,401.81
Civil Defense & Disaster Control	1,200.00	REVENUES TOTAL	1,556,273.95	1973 Taxes Cancelled, Abated or Adjusted	
Environmental Inspection & Control	1,650.00	CAPITAL OUTLAY TOTAL	80,343.41	Transfer to Tax Title Liens or Foreclosed	1,840.54
Other Public Safety				Balance Outstanding Dec. 31, 1973	48,474.13
PUBLIC WORKS				PRIOR YEARS TAXES OUTSTANDING	
Streets and Drainage	126,527.00	Public Enterprises		Balance January 1, 1973	30,378.16
Sewers and Sewage Processing		Recreation—Culture		Collected in 1973	28,849.16
Garbage and Trash Disposal	31,500.00	Public Works	80,343.41	Cancelled, Abated or Adjusted 1973	
Public Buildings and Grounds	10,900.00	Buildings and Grounds		Transfers to Tax Title Liens or Foreclosed	436.88
Other Public Works		Library and Education		Balance December 31, 1973	1,092.12
HEALTH and WELFARE		Conservation		TAX TITLE LIENS OUTSTANDING	
Health Services Except Environmental	1,850.00	All Other		Balance January 1, 1973	3,404.55
Welfare—Public Assistance	2,800.00			Transfers From Taxes	2,352.31
Hospitals, Clinics, First Aid				Redeemed in 1973	1,668.20
Animal, Insect, & Rodent Control				Cancelled, Abated or Adjusted (1973)	
Other Welfare Services				Transfers to Foreclosed Property	
RECREATION and CONSERVATION				Balance December 31, 1973	4,088.66
Beaches and Boardwalks				PROPERTY ACQUIRED BY DEED OR	
Parks, Playgrounds, Shade Trees	10,300.00			FORECLOSURE	
Land Reclamation & Conservation				Balance January 1, 1973	39,675.00
Other Recreational Services				Transfers From Taxes or Liens	
EDUCATION (excluding schools)				Sale for Cash (1973)	
Libraries	4,000.00			Cancelled, Abated or Adjusted (1973)	
Other Educational Services				Balance December 31, 1973	39,675.00
STATUTORY EXPENDITURES				CURRENT FINANCES DECEMBER 31, 1973	
Pensions & F. I. C. A.	15,347.00			ASSETS	
Employee Fringe Benefits	6,500.00			Cash Dec. 31, 1973	395,228.49
Other Statutory Expenditures				Taxes Receivable	49,566.25
MUNICIPAL FUNCTIONS TOTAL	415,471.99			Tax Title Liens	4,088.66
CAPITAL IMPROVEMENTS *MEMO*	21,320.00			Foreclosed Property	39,675.00
DEBT SERVICE				Emergencies & Other Deferred Charges	4,016.96
Principal Payments	15,000.00			State Aid Receivable	7,706.00
Interest Payments	10,620.00			Other Receivables	5,483.94
DEFERRED CHARGES	4,567.69			Total	505,765.30
SCHOOL, COUNTY, SPECIAL DISTRICT TAXES	1,020,487.13			LIABILITIES, RESERVES, AND SURPLUS	
RESERVE FOR UNCOLLECTED TAXES	58,940.32			Cash Liabilities	254,086.05
EMERGENCY EMPLOYMENT ACT OF 1971				Reserves for Receivables	98,813.85
EXPENDITURES TOTAL	1,526,087.13			Surplus Dec. 31, 1973	152,865.40
				Total	505,765.30

0233

Population 1970 10,870  
 Population 1973 11,200  
 S & P Rating A  
 Moody Rating A

General Tax Rate Per \$100. 4.02  
 State Equalized Tax Rate 2.57

## MAHWAH TOWNSHIP — BERGEN COUNTY

Form of Government:

Township Committee

Number of Members on Governing Body 5

## PER CAPITA:

Gross Debt 883.60  
 Net Debt 175.49  
 Debt Service 1.16  
 Total Tax Levy 597.75  
 Municipal Expenditures 223.82

## PER CENT:

Gross Debt 4.51  
 Net Debt .90  
 Tax Levy Collected 96.43  
 Tax Levy Cancelled, Abated or Adjusted .11

EXPENDITURES		REVENUES-REALIZED		1973 PROPERTY TAX	
GENERAL GOVERNMENT				STATE EQUALIZED TAX RATE 1.70	
Governing Body & Public Boards		1973 Property Taxes Collected 6,469,981.49		Local District School Taxes	4,367,826.00
Municipal Clerk		1973 Payments in Lieu of Taxes		Regional & Consolidated School Tax	
Financial Administration	18,421.00	Delinquent Tax & Lien Collections 195,833.63		School Taxes in Municipal Budget	
Assessment of Taxes	78,476.00	Business Personalty Replacement Taxes 309,870.07		County Taxes	959,974.07
Collection of Taxes	22,801.00	Taxes from Public Utilities 406,339.31		County Library Taxes	
Planning, Housing & Development	64,064.31	Other Miscellaneous Tax Revenues		Local Municipal Purpose Taxes	1,203,794.64
Human Resources	5,500.00	State Aid Revenues 50,160.17		Veteran & Senior Citizen Taxes	51,220.00
Elections		Federal Aid Revenues 22,952.45		Total Taxes for Rate Computation 2.56	6,582,814.71
General Administration (other)	270,868.00	State and Local Fiscal Assistance Act Utilized 110,202.00		Special District Taxes	
JUDICIARY		Sale of Acquired Property		Bank Stock Taxes	5,661.60
Municipal Courts	10,489.00	Other Miscellaneous Revenues 115,472.43		Added and Omitted Taxes	157,534.42
PUBLIC SAFETY		Other Revenues, Revenue Sharing Tax Effort 65,172.35		Total Taxes Levied - ABSTRACT	6,694,790.73
Fire Protection	87,085.00	Total 7,745,583.90		Total Taxes Billed	6,709,209.89
Police Protection	549,295.00	Prior Years Surplus Appropriated 300,000.00		1973 TAXES COLLECTED	6,469,981.49
Civil Defense & Disaster Control	10,000.00	REVENUES TOTAL 8,045,983.90		1973 Taxes Cancelled, Abated or Adjusted	7,293.69
Environmental Inspection & Control	20,718.32	CAPITAL OUTLAY TOTAL 211,019.14		Transfer to Tax Title Liens or Foreclosed	4,991.23
Other Public Safety				Balance Outstanding Dec. 31, 1973	227,897.48
PUBLIC WORKS				PRIOR YEARS TAXES OUTSTANDING	
Streets and Drainage	276,326.70	Public Enterprises		Balance January 1, 1973	193,412.25
Sewers and Sewage Processing	36,000.00	Recreation—Culture 2,025.42		Collected in 1973	191,983.74
Garbage and Trash Disposal	260,000.00	Public Works 97,281.24		Cancelled, Abated or Adjusted 1973	872.73
Public Buildings and Grounds	34,446.00	Buildings and Grounds 111,712.48		Transfers to Tax Title Liens or Foreclosed	551.38
Other Public Works	22,000.00	Library and Education		Balance December 31, 1973	4.40
HEALTH and WELFARE		Conservation		TAX TITLE LIENS OUTSTANDING	
Health Services Except Environmental	54,021.67	All Other		Balance January 1, 1973	14,318.31
Welfare-Public Assistance	8,208.00	CAPITAL DEBT AUTHORIZED, DECEMBER 31, 1973		Transfers From Taxes	5,647.77
Hospitals, Clinics, First Aid		ISSUED AND UNISSUED GROSS DEBT NET DEBT		Redeemed in 1973	3,849.89
Animal, Insect, & Rodent Control		School 6,692,000		Cancelled, Abated or Adjusted (1973)	
Other Welfare Services		Self-liquidating 1,607,000 368,150		Transfers to Foreclosed Property	
RECREATION and CONSERVATION		Other 1,597,296 1,597,296		Balance December 31, 1973	16,116.19
Beaches and Boardwalks		Total 9,896,296 1,965,446		PROPERTY ACQUIRED BY DEED OR	
Parks, Playgrounds, Shade Trees	59,281.00	ISSUED AND OUTSTANDING		FORECLOSURE	
Land Reclamation & Conservation	13,125.00	School 6,692,000.00		Balance January 1, 1973	
Other Recreational Services	1,250.00	Self-Liquidating 988,000.00		Transfers From Taxes or Liens	
EDUCATION (excluding schools)		Other 889,000.00		Sale for Cash (1973)	
Libraries	55,595.00	Total 8,569,000.00		Cancelled, Abated or Adjusted (1973)	
Other Educational Services		EQUALIZED VALUATION BASIS		Balance December 31, 1973	
STATUTORY EXPENDITURES		FOR NET DEBT COMPUTATION 219,571,347.33		CURRENT FINANCES DECEMBER 31, 1973	
Pensions & F. I. C. A.	101,892.55	REAL PROPERTY VALUATIONS		ASSETS	
Employee Fringe Benefits		Code Class # of Parcels % VAL'N ASSESSED VALUATION		Cash Dec. 31, 1973	1,234,369.90
Other Statutory Expenditures		1 Vacant Land 957 8.31 12,615,205.00		Taxes Receivable	227,901.88
MUNICIPAL FUNCTIONS TOTAL 2,059,863.55		2 Residential 2622 50.61 76,835,710.00		Tax Title Liens	16,116.19
CAPITAL IMPROVEMENTS *MEMO* 342,000.00		3 Farm 53 1.03 1,559,840.00		Foreclosed Property	
DEBT SERVICE		4a Commercial 112 9.12 13,850,600.00		Emergencies & Other Deferred Charges	252,381.00
Principal Payments 8,000.00		4b Industrial 43 28.40 43,118,400.00		State Aid Receivable	5,090.91
Interest Payments 5,000.00		4c Apartments 6 2.53 3,846,700.00		Other Receivables	10,000.00
DEFERRED CHARGES 85,103.75		Total 3793 151,826,455.00		Total	1,745,859.88
SCHOOL, COUNTY, SPECIAL DISTRICT TAXES 5,327,800.07		Land Area 25.70 Sq. Miles		LIABILITIES, RESERVES, AND SURPLUS	
RESERVE FOR UNCOLLECTED TAXES 327,148.11		Net Valuation Taxable-Municipal 164,094,772.00		Cash Liabilities	684,847.83
EMERGENCY EMPLOYMENT ACT OF 1971 21,670.00		Net Valuation Taxable-County 251,784,106.00		Reserves for Receivables	254,018.07
EXPENDITURES TOTAL 7,834,585.48		State Equalized Valuation 249,778,692.00		Surplus Dec. 31, 1973	806,993.98
		State Equalization Ratio 64.01		Total	1,745,859.88

1326

Population 1970 **14,090**  
 Population 1973 **15,425**  
 S & P Rating  
 Moody Rating **BAA**

General Tax Rate Per \$100. **4.44**  
 State Equalized Tax Rate **3.82**

**MANALAPAN TOWNSHIP — MONMOUTH COUNTY**  
 Form of Government:  
 Township Committee  
 Number of Members on Governing Body 5

PER CAPITA: **726.94**  
 Gross Debt **137.73**  
 Net Debt **4.45**  
 Debt Service **403.18**  
 Total Tax Levy **114.19**  
 Municipal Expenditures

PER CENT: **8.33**  
 Gross Debt **1.58**  
 Net Debt **95.43**  
 Tax Levy Collected  
 Tax Levy Cancelled, Abated or Adjusted **.09**

EXPENDITURES		REVENUES-REALIZED		1973 PROPERTY TAX	
<b>GENERAL GOVERNMENT</b>				<b>STATE EQUALIZED TAX RATE</b>	
Governing Body & Public Boards	27,200.00	1973 Property Taxes Collected	5,936,166.50	Local District School Taxes	2.16 3,396,839.37
Municipal Clerk	12,000.00	1973 Payments in Lieu of Taxes		Regional & Consolidated School Tax	.99 1,559,176.75
Financial Administration	56,875.00	Delinquent Tax & Lien Collections	280,125.47	School Taxes in Municipal Budget	
Assessment of Taxes	32,800.00	Business Personalty Replacement Taxes	49,585.39	County Taxes	.59 930,845.86
Collection of Taxes	13,900.00	Taxes from Public Utilities	401,329.95	County Library Taxes	.02 35,939.93
Planning, Housing & Development	68,540.00	Other Miscellaneous Tax Revenues		Local Municipal Purpose Taxes	.02 25,678.82
Human Resources	3,000.00	State Aid Revenues	52,610.58	Veteran & Senior Citizen Taxes	.03 53,050.00
Elections	3,500.00	Federal Aid Revenues	17,176.05	Total Taxes for Rate Computation	3.81 6,001,530.73
General Administration (other)	167,100.00	State and Local Fiscal Assistance Act Utilized	104,380.50	Special District Taxes	
<b>JUDICIARY</b>		Sale of Acquired Property		Bank Stock Taxes	5,900.13
Municipal Courts	35,435.00	Other Miscellaneous Revenues	231,443.00	Added and Omitted Taxes	191,806.36
<b>PUBLIC SAFETY</b>		Other Revenues, Revenue Sharing Tax Effort	84,943.56	Total Taxes Levied - ABSTRACT	6,219,009.22
Fire Protection	57,017.50	Total	7,157,761.00	Total Taxes Billed	5,936,166.50
Police Protection	337,158.00	Prior Years Surplus Appropriated	866,800.00	1973 TAXES COLLECTED	
Civil Defense & Disaster Control	500.00	REVENUES TOTAL	8,024,561.00	1973 Taxes Cancelled, Abated or Adjusted	5,843.11
Environmental Inspection & Control	9,650.00			Transfer to Tax Title Liens or Foreclosed	40,413.43
Other Public Safety				Balance Outstanding Dec. 31, 1973	237,729.65
<b>PUBLIC WORKS</b>		<b>CAPITAL OUTLAY TOTAL</b>	<b>348,127.24</b>	<b>PRIOR YEARS TAXES OUTSTANDING</b>	
Streets and Drainage	246,032.00	Public Enterprises		Balance January 1, 1973	281,137.72
Sewers and Sewage Processing		Recreation—Culture	4,252.24	Collected in 1973	246,050.79
Garbage and Trash Disposal	2,600.00	Public Works	340,245.89	Cancelled, Abated or Adjusted 1973	3,864.75
Public Buildings and Grounds	45,310.00	Buildings and Grounds	3,629.11	Transfers to Tax Title Liens or Foreclosed	4,902.89
Other Public Works		Library and Education		Balance December 31, 1973	26,319.29
<b>HEALTH and WELFARE</b>		Conservation		<b>TAX TITLE LIENS OUTSTANDING</b>	
Health Services Except Environmental	24,200.00	All Other		Balance January 1, 1973	95,776.08
Welfare-Public Assistance	8,900.00			Transfers From Taxes	46,192.29
Hospitals, Clinics, First Aid	15,000.00	<b>CAPITAL DEBT AUTHORIZED, DECEMBER 31, 1973</b>		Redeemed in 1973	34,074.68
Animal, Insect, & Rodent Control	900.00	<b>ISSUED AND UNISSUED GROSS DEBT NET DEBT</b>		Cancelled, Abated or Adjusted (1973)	
Other Welfare Services		School	8,761,337	Transfers to Foreclosed Property	
<b>RECREATION and CONSERVATION</b>		Self-liquidating	2,451,643	Balance December 31, 1973	107,893.69
Beaches and Boardwalks		Other	11,212,980	<b>PROPERTY ACQUIRED BY DEED OR FORECLOSURE</b>	
Parks, Playgrounds, Shade Trees	6,500.00	Total		Balance January 1, 1973	81,600.00
Land Reclamation & Conservation	500.00	<b>ISSUED AND OUTSTANDING</b>		Transfers From Taxes or Liens	
Other Recreational Services	131,550.00	School	6,873,549.43	Sale for Cash (1973)	
<b>EDUCATION (excluding schools)</b>		Self-Liquidating	1,352,600.00	Cancelled, Abated or Adjusted (1973)	
Libraries		Other	8,226,149.43	Balance December 31, 1973	81,600.00
Other Educational Services		Total		<b>CURRENT FINANCES DECEMBER 31, 1973</b>	
<b>STATUTORY EXPENDITURES</b>		<b>EQUALIZED VALUATION BASIS FOR NET DEBT COMPUTATION</b>	<b>134,615,303.33</b>	<b>ASSETS</b>	
Pensions & F. I. C. A.	50,407.00	<b>REAL PROPERTY VALUATIONS</b>		Cash Dec. 31, 1973	1,491,195.91
Employee Fringe Benefits	15,000.00	Code Class # of Parcels % VAL'N		Taxes Receivable	264,048.94
Other Statutory Expenditures		1 Vacant Land 528 3.51	4,703,390.00	Tax Title Liens	107,893.69
<b>MUNICIPAL FUNCTIONS TOTAL</b>	<b>1,371,574.50</b>	2 Residential 3372 75.47	101,150,600.00	Foreclosed Property	81,600.00
<b>CAPITAL IMPROVEMENTS *MEMO*</b>	<b>220,750.00</b>	3 Farm 641 7.65	10,246,240.00	Emergencies & Other Deferred Charges	56,375.50
<b>DEBT SERVICE</b>		4a Commercial 103 9.96	13,348,700.00	State Aid Receivable	460.39
Principal Payments	35,000.00	4b Industrial 6 1.32	1,770,800.00	Other Receivables	1,374.00
Interest Payments	33,660.00	4c Apartments 133 2.10	2,816,000.00	Total	2,002,948.43
<b>DEFERRED CHARGES</b>	<b>16,657.50</b>	Total 4783	134,035,730.00	<b>LIABILITIES, RESERVES, AND SURPLUS</b>	
<b>SCHOOL, COUNTY, SPECIAL DISTRICT TAXES</b>	<b>5,995,623.91</b>	Land Area 30.85 Sq. Miles		Cash Liabilities	399,189.84
<b>RESERVE FOR UNCOLLECTED TAXES</b>	<b>288,078.95</b>	Net Valuation Taxable-Municipal	135,366,796.00	Reserves for Receivables	454,916.63
<b>EMERGENCY EMPLOYMENT ACT OF 1971</b>	<b>16,420.00</b>	Net Valuation Taxable-County	142,581,056.00	Surplus Dec. 31, 1973	1,148,841.96
<b>EXPENDITURES TOTAL</b>	<b>7,757,014.86</b>	State Equalized Valuation	156,987,497.00	Total	2,002,948.43
		State Equalization Ratio	86.11		

1327

Population 1970 4,990  
 Population 1973 5,005  
 S & P Rating  
 Moody Rating

General Tax Rate Per \$100. 3.37  
 State Equalized Tax Rate 2.60

## MANASQUAN BOROUGH — MONMOUTH COUNTY

Form of Government:

Borough Council

Number of Members on Governing Body 6

PER CAPITA:

Gross Debt 626.27  
 Net Debt 17.11  
 Debt Service  
 Total Tax Levy 437.96  
 Municipal Expenditures 183.30

PER CENT:

Gross Debt 4.15  
 Net Debt .11  
 Tax Levy Collected 97.96  
 Tax Levy Cancelled, Abated or Adjusted .10

EXPENDITURES		REVENUES-REALIZED		1973 PROPERTY TAX	
<b>GENERAL GOVERNMENT</b>				<b>STATE EQUALIZED TAX RATE</b>	
Governing Body & Public Boards		1973 Property Taxes Collected	2,149,405.54	Local District School Taxes 1.28	1,096,119.00
Municipal Clerk		1973 Payments in Lieu of Taxes		Regional & Consolidated School Tax	
Financial Administration	7,205.00	Delinquent Tax & Lien Collections	48,292.78	School Taxes in Municipal Budget	
Assessment of Taxes	11,705.00	Business Personalty Replacement Taxes	28,176.58	County Taxes .60	510,393.16
Collection of Taxes	12,100.00	Taxes from Public Utilities	92,604.38	County Library Taxes .02	19,705.99
Planning, Housing & Development	3,020.00	Other Miscellaneous Tax Revenues	10,995.00	Local Municipal Purpose Taxes .65	551,981.62
Human Resources		State Aid Revenues	39,460.95	Veteran & Senior Citizen Taxes .05	46,380.00
Elections	900.00	Federal Aid Revenues	21,326.67	Total Taxes for Rate Computation 2.60	2,224,579.77
General Administration (other)	58,333.39	State and Local Fiscal Assistance Act Utilized	90,478.50	Special District Taxes	
<b>JUDICIARY</b>		Sale of Acquired Property		Bank Stock Taxes	5,169.50
Municipal Courts	13,500.00	Other Miscellaneous Revenues	65,464.82	Added and Omitted Taxes	8,600.23
<b>PUBLIC SAFETY</b>		Other Revenues, Revenue Sharing Tax Effort	21,503.29	Total Taxes Levied - ABSTRACT	2,191,969.50
Fire Protection	32,900.00	Total	2,567,708.51	Total Taxes Billed	2,194,185.16
Police Protection	253,254.00	Prior Years Surplus Appropriated	95,000.00	1973 TAXES COLLECTED	2,149,405.54
Civil Defense & Disaster Control	450.00	REVENUES TOTAL	2,662,708.51	1973 Taxes Cancelled, Abated or Adjusted	2,234.29
Environmental Inspection & Control	13,700.00	CAPITAL OUTLAY TOTAL	2,595.64	Transfer to Tax Title Liens or Foreclosed	1,166.02
Other Public Safety				Balance Outstanding Dec. 31, 1973	41,379.31
<b>PUBLIC WORKS</b>				<b>PRIOR YEARS TAXES OUTSTANDING</b>	
Streets and Drainage	145,811.57	Public Enterprises		Balance January 1, 1973	48,292.78
Sewers and Sewage Processing	1,500.00	Recreation—Culture		Collected in 1973	48,292.78
Garbage and Trash Disposal	123,800.00	Public Works		Cancelled, Abated or Adjusted 1973	
Public Buildings and Grounds	16,000.00	Buildings and Grounds	2,595.64	Transfers to Tax Title Liens or Foreclosed	
Other Public Works	2,739.00	Library and Education		Balance December 31, 1973	
<b>HEALTH and WELFARE</b>		Conservation		<b>TAX TITLE LIENS OUTSTANDING</b>	
Health Services Except Environmental	8,500.00	All Other		Balance January 1, 1973	2,149.29
Welfare-Public Assistance	1,725.00			Transfers From Taxes	1,166.02
Hospitals, Clinics, First Aid				Redeemed in 1973	
Animal, Insect, & Rodent Control				Cancelled, Abated or Adjusted (1973)	
Other Welfare Services				Transfers to Foreclosed Property	
<b>RECREATION and CONSERVATION</b>				Balance December 31, 1973	3,315.31
Beaches and Boardwalks				<b>PROPERTY ACQUIRED BY DEED OR FORECLOSURE</b>	
Parks, Playgrounds, Shade Trees	16,939.00			Balance January 1, 1973	50,690.00
Land Reclamation & Conservation	300.00			Transfers From Taxes or Liens	
Other Recreational Services	6,017.99			Sale for Cash (1973)	
<b>EDUCATION (excluding schools)</b>				Cancelled, Abated or Adjusted (1973)	
Libraries	18,900.00			Balance December 31, 1973	50,690.00
Other Educational Services				<b>CURRENT FINANCES DECEMBER 31, 1973</b>	
<b>STATUTORY EXPENDITURES</b>				<b>ASSETS</b>	
Pensions & F. I. C. A.	37,279.47			Cash Dec. 31, 1973	527,259.94
Employee Fringe Benefits	10,650.00			Taxes Receivable	41,379.31
Other Statutory Expenditures				Tax Title Liens	3,315.31
<b>MUNICIPAL FUNCTIONS</b>				Foreclosed Property	50,690.00
CAPITAL IMPROVEMENTS *MEMO*	119,273.07			Emergencies & Other Deferred Charges	4,559.83
<b>DEBT SERVICE</b>				State Aid Receivable	17,342.00
Principal Payments				Other Receivables	14,397.28
Interest Payments				Total	658,943.67
<b>DEFERRED CHARGES</b>				<b>LIABILITIES, RESERVES, AND SURPLUS</b>	
SCHOOL, COUNTY, SPECIAL DISTRICT TAXES	13,755.56			Cash Liabilities	360,187.22
RESERVE FOR UNCOLLECTED TAXES	1,626,218.15			Reserves for Receivables	109,781.90
EMERGENCY EMPLOYMENT ACT OF 1971	82,423.62			Surplus Dec. 31, 1973	188,974.55
EXPENDITURES TOTAL	2,543,646.75			Total	658,943.67

1518

Population 1970 7,555  
 Population 1973 11,570  
 S & P Rating  
 Moody Rating

General Tax Rate Per \$100. 3.29  
 State Equalized Tax Rate 2.29

## MANCHESTER TOWNSHIP — OCEAN COUNTY

Form of Government:  
 Township Committee  
 Number of Members on Governing Body 5

PER CAPITA: Gross Debt 579.53  
 Net Debt 358.25  
 Debt Service 6.21  
 Total Tax Levy 204.62  
 Municipal Expenditures 116.06  
 PER CENT: Gross Debt 10.48  
 Net Debt 6.48  
 Tax Levy Collected 95.46  
 Tax Levy Cancelled, Abated or Adjusted .18

EXPENDITURES		REVENUES-REALIZED		1973 PROPERTY TAX	
<b>GENERAL GOVERNMENT</b>				STATE EQUALIZED TAX RATE — 2.29	
Governing Body & Public Boards		1973 Property Taxes Collected	2,260,075.27	Local District School Taxes	1.35 1,148,091.30
Municipal Clerk		1973 Payments in Lieu of Taxes		Regional & Consolidated School Tax	
Financial Administration	16,700.00	Delinquent Tax & Lien Collections	100,828.98	School Taxes in Municipal Budget	
Assessment of Taxes	21,525.00	Business Personalty Replacement Taxes	15,707.26	County Taxes	.43 362,841.42
Collection of Taxes	30,350.00	Taxes from Public Utilities	177,137.82	County Library Taxes	.02 16,719.83
Planning, Housing & Development	14,050.00	Other Miscellaneous Tax Revenues		Local Municipal Purpose Taxes	.47 354,701.24
Human Resources	500.00	State Aid Revenues	40,917.06	Veteran & Senior Citizen Taxes	.02 19,390.00
Elections		Federal Aid Revenues	57,596.64	Total Taxes for Rate Computation	2.29 1,941,743.79
General Administration (other)	125,837.03	State and Local Fiscal Assistance Act Utilized	117,286.50	Special District Taxes	
<b>JUDICIARY</b>		Sale of Acquired Property	150,670.50	Bank Stock Taxes	3,998.76
Municipal Courts	14,000.00	Other Miscellaneous Revenues	49,572.15	Added and Omitted Taxes	441,108.78
<b>PUBLIC SAFETY</b>		Other Revenues, Revenue Sharing Tax Effort	169,298.14	Total Taxes Levied - ABSTRACT	2,367,461.33
Fire Protection	292,873.00	Total	3,139,089.82	Total Taxes Billed	2,367,461.33
Police Protection	85,232.00	Prior Years Surplus Appropriated	306,623.00	1973 TAXES COLLECTED	2,260,075.27
Civil Defense & Disaster Control	305.00	<b>REVENUES TOTAL</b>	<b>3,445,712.82</b>	1973 Taxes Cancelled, Abated or Adjusted	4,172.36
Environmental Inspection & Control	30,517.00	<b>CAPITAL OUTLAY TOTAL</b>	<b>22,869.43</b>	Transfer to Tax Title Liens or Foreclosed	
Other Public Safety				Balance Outstanding Dec. 31, 1973	103,213.70
<b>PUBLIC WORKS</b>				<b>PRIOR YEARS TAXES OUTSTANDING</b>	
Streets and Drainage	165,635.08	Public Enterprises		Balance January 1, 1973	110,296.86
Sewers and Sewage Processing		Recreation—Culture		Collected in 1973	100,556.37
Garbage and Trash Disposal	7,000.00	Public Works	22,869.43	Cancelled, Abated or Adjusted 1973	
Public Buildings and Grounds	37,087.44	Buildings and Grounds		Transfers to Tax Title Liens or Foreclosed	
Other Public Works	33,750.00	Library and Education		Balance December 31, 1973	9,740.49
<b>HEALTH and WELFARE</b>		Conservation		<b>TAX TITLE LIENS OUTSTANDING</b>	
Health Services Except Environmental	19,686.00	All Other		Balance January 1, 1973	61,547.09
Welfare-Public Assistance	6,600.00			Transfers From Taxes	
Hospitals, Clinics, First Aid	500.00			Redeemed in 1973	272.61
Animal, Insect, & Rodent Control	10,926.78			Cancelled, Abated or Adjusted (1973)	
Other Welfare Services				Transfers to Foreclosed Property	
<b>RECREATION and CONSERVATION</b>				Balance December 31, 1973	61,274.48
Beaches and Boardwalks				<b>PROPERTY ACQUIRED BY DEED OR</b>	
Parks, Playgrounds, Shade Trees	4,250.00			<b>FORECLOSURE</b>	
Land Reclamation & Conservation	350.00			Balance January 1, 1973	1,325.00
Other Recreational Services				Transfers From Taxes or Liens	150,670.50
<b>EDUCATION (excluding schools)</b>				Sale for Cash (1973)	150,670.50
Libraries				Cancelled, Abated or Adjusted (1973)	
Other Educational Services				Balance December 31, 1973	1,325.00
<b>STATUTORY EXPENDITURES</b>				<b>CURRENT FINANCES DECEMBER 31, 1973</b>	
Pensions & F. I. C. A.	49,356.00			<b>ASSETS</b>	
Employee Fringe Benefits	23,208.64			Cash Dec. 31, 1973	742,478.54
Other Statutory Expenditures				Taxes Receivable	112,954.19
<b>MUNICIPAL FUNCTIONS TOTAL</b>	<b>990,238.97</b>			Tax Title Liens	61,274.48
<b>CAPITAL IMPROVEMENTS *MEMO*</b>	<b>37,000.00</b>			Foreclosed Property	1,325.00
<b>DEBT SERVICE</b>				Emergencies & Other Deferred Charges	75,524.50
Principal Payments	39,600.00			State Aid Receivable	11,006.20
Interest Payments	32,221.53			Other Receivables	49,394.94
				Total	1,053,957.85
<b>DEFERRED CHARGES</b>	<b>96,575.65</b>			<b>LIABILITIES, RESERVES, AND SURPLUS</b>	
<b>SCHOOL, COUNTY, SPECIAL DISTRICT TAXES</b>	<b>1,527,652.55</b>			Cash Liabilities	131,494.65
<b>RESERVE FOR UNCOLLECTED TAXES</b>	<b>125,377.35</b>			Reserves for Receivables	224,948.61
<b>EMERGENCY EMPLOYMENT ACT OF 1971</b>	<b>58,784.00</b>			Surplus Dec. 31, 1973	697,514.59
<b>EXPENDITURES TOTAL</b>	<b>2,870,450.05</b>			Total	1,053,957.85

1705

Population 1970 1,920  
 Population 1973 1,900  
 S & P Rating  
 Moody Rating

General Tax Rate Per \$100. 3.99  
 State Equalized Tax Rate 3.03

**MANNINGTON TOWNSHIP — SALEM COUNTY**  
**Form of Government:**  
**Township Committee**  
**Number of Members on Governing Body 3**

PER CAPITA: 18.95  
 Gross Debt  
 Net Debt  
 Debt Service  
 Total Tax Levy 297.90  
 Municipal Expenditures 145.07  
 PER CENT: .21  
 Gross Debt  
 Net Debt  
 Tax Levy Collected 93.97  
 Tax Levy Cancelled, Abated or Adjusted .06

EXPENDITURES		REVENUES-REALIZED		1973 PROPERTY TAX	
<b>GENERAL GOVERNMENT</b>				<b>STATE EQUALIZED TAX RATE — 2.03</b>	
Governing Body & Public Boards		1973 Property Taxes Collected	534,042.79	Local District School Taxes	384,622.00
Municipal Clerk		1973 Payments in Lieu of Taxes		Regional & Consolidated School Tax	
Financial Administration	5,011.00	Delinquent Tax & Lien Collections	24,960.05	School Taxes in Municipal Budget	
Assessment of Taxes	3,000.00	Business Personalty Replacement Taxes	67,635.00	County Taxes	174,038.00
Collection of Taxes	5,600.00	Taxes from Public Utilities	77,683.52	County Library Taxes	
Planning, Housing & Development	4,445.00	Other Miscellaneous Tax Revenues		Local Municipal Purpose Taxes	5,465.56
Human Resources		State Aid Revenues	39,195.72	Veteran & Senior Citizen Taxes	10,260.00
Elections		Federal Aid Revenues		Total Taxes for Rate Computation	574,385.56
General Administration (other)	17,250.00	State and Local Fiscal Assistance Act Utilized	20,658.00	Special District Taxes	
<b>JUDICIARY</b>		Sale of Acquired Property	563.65	Bank Stock Taxes	534.44
Municipal Courts	5,490.00	Other Miscellaneous Revenues	22,778.03	Added and Omitted Taxes	1,348.50
<b>PUBLIC SAFETY</b>		Other Revenues, Revenue Sharing Tax Effort	2,144.75	Total Taxes Levied - ABSTRACT	566,008.50
Fire Protection	7,000.00	Total	789,661.51	Total Taxes Billed	568,340.52
Police Protection	3,500.00	Prior Years Surplus Appropriated	90,000.00	1973 TAXES COLLECTED	534,042.79
Civil Defense & Disaster Control	1,500.00	REVENUES TOTAL	879,661.51	1973 Taxes Cancelled, Abated or Adjusted	351.82
Environmental Inspection & Control	2,250.00			Transfer to Tax Title Liens or Foreclosed	2,465.57
Other Public Safety				Balance Outstanding Dec. 31, 1973	31,480.34
<b>PUBLIC WORKS</b>		<b>CAPITAL OUTLAY TOTAL</b>		<b>PRIOR YEARS TAXES OUTSTANDING</b>	
Streets and Drainage	92,911.12	Public Enterprises		Balance January 1, 1973	22,182.83
Sewers and Sewage Processing		Recreation—Culture		Collected in 1973	21,354.83
Garbage and Trash Disposal	6,300.00	Public Works		Cancelled, Abated or Adjusted 1973	
Public Buildings and Grounds	1,815.00	Buildings and Grounds		Transfers to Tax Title Liens or Foreclosed	828.00
Other Public Works		Library and Education		Balance December 31, 1973	
<b>HEALTH and WELFARE</b>		Conservation		<b>TAX TITLE LIENS OUTSTANDING</b>	
Health Services Except Environmental	2,620.00	All Other		Balance January 1, 1973	4,522.26
Welfare-Public Assistance	1,850.00			Transfers From Taxes	3,431.48
Hospitals, Clinics, First Aid	1,000.00			Redeemed in 1973	3,605.22
Animal, Insect, & Rodent Control	200.00			Cancelled, Abated or Adjusted (1973)	
Other Welfare Services				Transfers to Foreclosed Property	
<b>RECREATION and CONSERVATION</b>				Balance December 31, 1973	4,348.52
Beaches and Boardwalks				<b>PROPERTY ACQUIRED BY DEED OR FORECLOSURE</b>	
Parks, Playgrounds, Shade Trees				Balance January 1, 1973	29,563.65
Land Reclamation & Conservation				Transfers From Taxes or Liens	
Other Recreational Services				Sale for Cash (1973)	563.65
<b>EDUCATION (excluding schools)</b>				Cancelled, Abated or Adjusted (1973)	
Libraries				Balance December 31, 1973	29,000.00
Other Educational Services	60,000.00			<b>CURRENT FINANCES DECEMBER 31, 1973</b>	
<b>STATUTORY EXPENDITURES</b>				<b>ASSETS</b>	
Pensions & F. I. C. A.	2,900.00			Cash Dec. 31, 1973	362,928.30
Employee Fringe Benefits				Taxes Receivable	31,480.34
Other Statutory Expenditures				Tax Title Liens	4,348.52
<b>MUNICIPAL FUNCTIONS TOTAL</b>	224,642.12			Foreclosed Property	29,000.00
<b>CAPITAL IMPROVEMENTS *MEMO*</b>	47,611.12			Emergencies & Other Deferred Charges	500.00
<b>DEBT SERVICE</b>				State Aid Receivable	18,430.90
Principal Payments				Other Receivables	
Interest Payments				Total	446,688.06
<b>DEFERRED CHARGES</b>				<b>LIABILITIES, RESERVES, AND SURPLUS</b>	
SCHOOL, COUNTY, SPECIAL DISTRICT TAXES	558,660.00			Cash Liabilities	78,977.46
RESERVE FOR UNCOLLECTED TAXES	51,000.00			Reserves for Receivables	64,828.86
EMERGENCY EMPLOYMENT ACT OF 1971				Surplus Dec. 31, 1973	302,881.74
<b>EXPENDITURES TOTAL</b>	834,302.12			Total	446,688.06

0318

Population 1970 2,600  
 Population 1973 2,685  
 S & P Rating  
 Moody Rating

General Tax Rate Per \$100. 3.49  
 State Equalized Tax Rate 2.23

## MANSFIELD TOWNSHIP — BURLINGTON CO.

Form of Government:

Township Committee

Number of Members on Governing Body 3

PER CAPITA:  
 Gross Debt 134.46  
 Net Debt  
 Debt Service  
 Total Tax Levy 233.39  
 Municipal Expenditures 109.45

PER CENT:  
 Gross Debt 1.49  
 Net Debt  
 Tax Levy Collected 94.16  
 Tax Levy Cancelled, Abated or Adjusted

EXPENDITURES		REVENUES-REALIZED		1973 PROPERTY TAX	
<b>GENERAL GOVERNMENT</b>				STATE EQUALIZED TAX RATE — .77	
Governing Body & Public Boards		1973 Property Taxes Collected	590,111.89	Local District School Taxes	216,292.00
Municipal Clerk		1973 Payments in Lieu of Taxes		Regional & Consolidated School Tax	227,459.14
Financial Administration	3,805.00	Delinquent Tax & Lien Collections	43,976.83	School Taxes in Municipal Budget	
Assessment of Taxes	3,850.00	Business Personalty Replacement Taxes	19,624.35	County Taxes	166,582.12
Collection of Taxes	3,545.00	Taxes from Public Utilities	110,382.39	County Library Taxes	6,168.77
Planning, Housing & Development	4,599.00	Other Miscellaneous Tax Revenues		Local Municipal Purpose Taxes	
Human Resources		State Aid Revenues	14,545.94	Veteran & Senior Citizen Taxes	14,050.00
Elections	500.00	Federal Aid Revenues		Total Taxes for Rate Computation	630,552.03
General Administration (other)	30,600.00	State and Local Fiscal Assistance Act Utilized	12,574.00	Special District Taxes	1,200.00
<b>JUDICIARY</b>		Sale of Acquired Property		Bank Stock Taxes	681.53
Municipal Courts	20,000.00	Other Miscellaneous Revenues	100,447.43	Added and Omitted Taxes	8,265.83
<b>PUBLIC SAFETY</b>		Other Revenues, Revenue Sharing Tax Effort	10,124.48	Total Taxes Levied - ABSTRACT	626,649.39
Fire Protection	4,100.00	REVENUES TOTAL	953,631.31	Total Taxes Billed	626,682.89
Police Protection	8,600.00			1973 TAXES COLLECTED	590,111.89
Civil Defense & Disaster Control	315.00			1973 Taxes Cancelled, Abated or Adjusted	
Environmental Inspection & Control	1,315.00			Transfer to Tax Title Liens or Foreclosed	
Other Public Safety				Balance Outstanding Dec. 31, 1973	36,571.00
<b>PUBLIC WORKS</b>		<b>CAPITAL OUTLAY TOTAL</b>		<b>PRIOR YEARS TAXES OUTSTANDING</b>	
Streets and Drainage	52,700.00	Public Enterprises		Balance January 1, 1973	45,179.32
Sewers and Sewage Processing	1,000.00	Recreation—Culture		Collected in 1973	43,976.83
Garbage and Trash Disposal	33,524.00	Public Works		Cancelled, Abated or Adjusted 1973	
Public Buildings and Grounds	5,575.00	Buildings and Grounds		Transfers to Tax Title Liens or Foreclosed	
Other Public Works		Library and Education		Balance December 31, 1973	1,202.49
<b>HEALTH and WELFARE</b>		Conservation		<b>TAX TITLE LIENS OUTSTANDING</b>	
Health Services Except Environmental	650.00	All Other		Balance January 1, 1973	171.83
Welfare-Public Assistance	2,898.00			Transfers From Taxes	
Hospitals, Clinics, First Aid		<b>CAPITAL DEBT AUTHORIZED, DECEMBER 31, 1973</b>		Redeemed in 1973	
Animal, Insect, & Rodent Control		ISSUED AND UNISSUED GROSS DEBT NET DEBT		Cancelled, Abated or Adjusted (1973)	
Other Welfare Services		School 361,022		Transfers to Foreclosed Property	
<b>RECREATION and CONSERVATION</b>		Self-liquidating		Balance December 31, 1973	171.83
Beaches and Boardwalks		Other		<b>PROPERTY ACQUIRED BY DEED OR</b>	
Parks, Playgrounds, Shade Trees		Total 361,022		<b>FORECLOSURE</b>	
Land Reclamation & Conservation				Balance January 1, 1973	
Other Recreational Services	14,400.00	ISSUED AND OUTSTANDING		Transfers From Taxes or Liens	
<b>EDUCATION (excluding schools)</b>		School	248,341.80	Sale for Cash (1973)	
Libraries		Self-Liquidating		Cancelled, Abated or Adjusted (1973)	
Other Educational Services	40,000.00	Other		Balance December 31, 1973	
<b>STATUTORY EXPENDITURES</b>		Total 248,341.80		<b>CURRENT FINANCES DECEMBER 31, 1973</b>	
Pensions & F. I. C. A.	3,900.00	EQUALIZED VALUATION BASIS		<b>ASSETS</b>	
Employee Fringe Benefits		FOR NET DEBT COMPUTATION	24,208,537.00	Cash Dec. 31, 1973	432,934.58
Other Statutory Expenditures		<b>REAL PROPERTY VALUATIONS</b>		Taxes Receivable	37,773.49
<b>MUNICIPAL FUNCTIONS TOTAL</b>	235,876.00	Code Class # of Parcels % VAL'N		Tax Title Liens	171.83
<b>CAPITAL IMPROVEMENTS *MEMO*</b>	11,000.00	1 Vacant Land 175 5.45	964,950.00	Foreclosed Property	
<b>DEBT SERVICE</b>		2 Residential 556 52.06	9,215,500.00	Emergencies & Other Deferred Charges	4,000.00
Principal Payments		3 Farm 303 29.76	5,268,150.00	State Aid Receivable	
Interest Payments		4a Commercial 47 11.82	2,092,100.00	Other Receivables	936.53
<b>DEFERRED CHARGES</b>		4b Industrial 1 .73	129,100.00	Total	475,816.43
SCHOOL, COUNTY, SPECIAL DISTRICT TAXES	617,702.03	4c Apartments 1 .18	32,400.00	<b>LIABILITIES, RESERVES, AND SURPLUS</b>	
RESERVE FOR UNCOLLECTED TAXES	58,000.00	Total 1083	17,702,200.00	Cash Liabilities	185,771.04
EMERGENCY EMPLOYMENT ACT OF 1971		Land Area 23.09 Sq. Miles		Reserves for Receivables	38,881.85
<b>EXPENDITURES TOTAL</b>	911,578.03	Net Valuation Taxable-Municipal	18,095,100.00	Surplus Dec. 31, 1973	251,163.54
		Net Valuation Taxable-County	27,012,766.00	Total	475,816.43
		State Equalized Valuation	28,043,963.00		
		State Equalization Ratio	64.02		

2116

Population 1970 3,565  
Population 1973 3,880  
S & P Rating  
Moody Rating

General Tax Rate Per \$100. 4.80  
State Equalized Tax Rate 2.25

## MANSFIELD TOWNSHIP — WARREN COUNTY

Form of Government:  
Township Committee  
Number of Members on Governing Body 5

PER CAPITA: 594.44  
Gross Debt 117.33  
Net Debt  
Debt Service 316.44  
Total Tax Levy 102.24  
Municipal Expenditures

PER CENT: 5.50  
Gross Debt 1.08  
Net Debt 92.65  
Tax Levy Collected  
Tax Levy Cancelled, Abated or Adjusted .07

EXPENDITURES		REVENUES-REALIZED		1973 PROPERTY TAX	
GENERAL GOVERNMENT				STATE EQUALIZED TAX RATE	
Governing Body & Public Boards		1973 Property Taxes Collected		Local District School Taxes	370,211.00
Municipal Clerk		1973 Payments in Lieu of Taxes		Regional & Consolidated School Tax	472,019.94
Financial Administration	3,600.00	Delinquent Tax & Lien Collections		School Taxes in Municipal Budget	
Assessment of Taxes	5,130.61	Business Personalty Replacement Taxes		County Taxes	351,847.05
Collection of Taxes	14,200.00	Taxes from Public Utilities		County Library Taxes	11,613.50
Planning, Housing & Development	15,585.00	Other Miscellaneous Tax Revenues		Local Municipal Purpose Taxes	-627.97
Human Resources		State Aid Revenues		Veteran & Senior Citizen Taxes	17,570.00
Elections		Federal Aid Revenues		Total Taxes for Rate Computation	1,222,633.52
General Administration (other)	31,490.00	State and Local Fiscal Assistance Act Utilized		Special District Taxes	
JUDICIARY		Sale of Acquired Property		Bank Stock Taxes	627.97
Municipal Courts	5,101.41	Other Miscellaneous Revenues		Added and Omitted Taxes	22,114.66
PUBLIC SAFETY		Other Revenues, Revenue Sharing Tax Effort		Total Taxes Levied - ABSTRACT	1,227,806.15
Fire Protection	14,742.98	Prior Years Surplus Appropriated		Total Taxes Billed	1,231,681.43
Police Protection	31,200.00	REVENUES TOTAL		1973 TAXES COLLECTED	1,141,106.93
Civil Defense & Disaster Control	200.00	CAPITAL OUTLAY TOTAL		1973 Taxes Cancelled, Abated or Adjusted	917.12
Environmental Inspection & Control	4,372.27			Transfer to Tax Title Liens or Foreclosed	9,578.84
Other Public Safety				Balance Outstanding Dec. 31, 1973	80,078.54
PUBLIC WORKS				PRIOR YEARS TAXES OUTSTANDING	
Streets and Drainage	109,829.76			Balance January 1, 1973	91,147.05
Sewers and Sewage Processing				Collected in 1973	81,293.92
Garbage and Trash Disposal	5,000.00			Cancelled, Abated or Adjusted 1973	
Public Buildings and Grounds	4,000.00			Transfers to Tax Title Liens or Foreclosed	1,646.55
Other Public Works				Balance December 31, 1973	8,206.58
HEALTH and WELFARE				TAX TITLE LIENS OUTSTANDING	
Health Services Except Environmental	493.64			Balance January 1, 1973	41,365.50
Welfare-Public Assistance	600.00			Transfers From Taxes	11,411.96
Hospitals, Clinics, First Aid	4,000.00			Redeemed in 1973	4,945.05
Animal, Insect, & Rodent Control	100.00			Cancelled, Abated or Adjusted (1973)	
Other Welfare Services				Transfers to Foreclosed Property	
RECREATION and CONSERVATION				Balance December 31, 1973	47,832.41
Beaches and Boardwalks				PROPERTY ACQUIRED BY DEED OR FORECLOSURE	
Parks, Playgrounds, Shade Trees				Balance January 1, 1973	118,670.00
Land Reclamation & Conservation	200.00			Transfers From Taxes or Liens	
Other Recreational Services	4,600.00			Sale for Cash (1973)	
EDUCATION (excluding schools)				Cancelled, Abated or Adjusted (1973)	
Libraries				Balance December 31, 1973	118,670.00
Other Educational Services				CURRENT FINANCES DECEMBER 31, 1973	
STATUTORY EXPENDITURES				ASSETS	
Pensions & F. I. C. A.	8,344.00			Cash Dec. 31, 1973	605,514.81
Employee Fringe Benefits	2,900.00			Taxes Receivable	88,285.12
Other Statutory Expenditures				Tax Title Liens	47,832.41
MUNICIPAL FUNCTIONS TOTAL	265,689.67			Foreclosed Property	118,670.00
CAPITAL IMPROVEMENTS *MEMO*	10,000.00			Emergencies & Other Deferred Charges	4,572.58
DEBT SERVICE				State Aid Receivable	15,704.84
Principal Payments				Other Receivables	38,529.96
Interest Payments				Total	919,109.72
DEFERRED CHARGES	6,266.94			LIABILITIES, RESERVES, AND SURPLUS	
SCHOOL, COUNTY, SPECIAL DISTRICT TAXES	1,205,691.49			Cash Liabilities	388,132.65
RESERVE FOR UNCOLLECTED TAXES	124,721.10			Reserves for Receivables	293,317.49
EMERGENCY EMPLOYMENT ACT OF 1971				Surplus Dec. 31, 1973	237,659.58
EXPENDITURES TOTAL	1,602,369.20			Total	919,109.72

1519

Population 1970 320  
Population 1973 325  
S & P Rating  
Moody Rating

General Tax Rate Per \$100. 1.86  
State Equalized Tax Rate 1.37

**MANTOLOKING BOROUGH — OCEAN COUNTY**  
**Form of Government:**  
**Borough Council**  
**Number of Members on Governing Body 6**

PER CAPITA: 584.62  
Gross Debt 584.62  
Net Debt .55  
Debt Service 1,655.71  
Total Tax Levy 1,014.66  
Municipal Expenditures  
PER CENT:  
Gross Debt .55  
Net Debt .55  
Tax Levy Collected 98.90  
Tax Levy Cancelled, Abated or Adjusted

EXPENDITURES		REVENUES-REALIZED		1973 PROPERTY TAX	
<b>GENERAL GOVERNMENT</b>				<b>STATE EQUALIZED TAX RATE — .31</b>	
Governing Body & Public Boards	1,000.00	1973 Property Taxes Collected 534,578.02		Local District School Taxes	120,827.00
Municipal Clerk	4,500.00	1973 Payments in Lieu of Taxes 6,216.31		Regional & Consolidated School Tax	
Financial Administration	4,000.00	Delinquent Tax & Lien Collections 1,000.96		School Taxes in Municipal Budget	
Assessment of Taxes	1,900.00	Business Personalty Replacement Taxes 32,143.13		County Taxes	169,718.17
Collection of Taxes	5,400.00	Taxes from Public Utilities 41,702.87		County Library Taxes	7,820.44
Planning, Housing & Development		Other Miscellaneous Tax Revenues 6,950.00		Local Municipal Purpose Taxes	237,798.00
Human Resources		Federal Aid Revenues 23,045.75		Veteran & Senior Citizen Taxes	2,210.00
Elections		State and Local Fiscal Assistance Act Utilized 418.71		Total Taxes for Rate Computation 1.37	538,373.61
General Administration (other)	52,525.00	Sale of Acquired Property 646,355.75		Special District Taxes	
<b>JUDICIARY</b>		Other Miscellaneous Revenues 40,000.00		Bank Stock Taxes	1,943.64
Municipal Courts	9,000.00	Prior Years Surplus Appropriated 686,055.75		Added and Omitted Taxes	538,107.25
<b>PUBLIC SAFETY</b>		TOTAL		Total Taxes Levied - ABSTRACT	540,521.34
Fire Protection	10,500.00	CAPITAL OUTLAY TOTAL		Total Taxes Billed	534,578.02
Police Protection	108,745.00	Public Enterprises		<b>1973 TAXES COLLECTED</b>	
Civil Defense & Disaster Control		Recreation—Culture		1973 Taxes Cancelled, Abated or Adjusted	
Environmental Inspection & Control		Public Works		Transfer to Tax Title Liens or Foreclosed	
Other Public Safety		Buildings and Grounds		Balance Outstanding Dec. 31, 1973	
<b>PUBLIC WORKS</b>		Library and Education		<b>PRIOR YEARS TAXES OUTSTANDING</b>	
Streets and Drainage	19,945.00	Conservation		Balance January 1, 1973	
Sewers and Sewage Processing	43,000.00	All Other		Collected in 1973	
Garbage and Trash Disposal	33,500.00	CAPITAL DEBT AUTHORIZED, DECEMBER 31, 1973		Cancelled, Abated or Adjusted 1973	
Public Buildings and Grounds	9,200.00	ISSUED AND UNISSUED		Transfers to Tax Title Liens or Foreclosed	
Other Public Works		SCHOOL		Balance December 31, 1973	
<b>HEALTH and WELFARE</b>		GROSS DEBT		<b>TAX TITLE LIENS OUTSTANDING</b>	
Health Services Except Environmental	750.00	NET DEBT		Balance January 1, 1973	
Welfare-Public Assistance		School		Transfers From Taxes	
Hospitals, Clinics, First Aid	100.00	Self-liquidating		Redeemed in 1973	
Animal, Insect, & Rodent Control	700.00	Other		Cancelled, Abated or Adjusted (1973)	
Other Welfare Services		Total		Transfers to Foreclosed Property	
<b>RECREATION and CONSERVATION</b>		ISSUED AND OUTSTANDING		Balance December 31, 1973	
Beaches and Boardwalks		SCHOOL		<b>PROPERTY ACQUIRED BY DEED OR FORECLOSURE</b>	
Parks, Playgrounds, Shade Trees		Self-liquidating		Balance January 1, 1973	
Land Reclamation & Conservation		Other		Transfers From Taxes or Liens	
Other Recreational Services		Total		Sale for Cash (1973)	
<b>EDUCATION (excluding schools)</b>		EQUALIZED VALUATION BASIS		Cancelled, Abated or Adjusted (1973)	
Libraries		FOR NET DEBT COMPUTATION		Balance December 31, 1973	
Other Educational Services		REAL PROPERTY VALUATIONS		<b>CURRENT FINANCES DECEMBER 31, 1973</b>	
<b>STATUTORY EXPENDITURES</b>		Code Class # of Parcels % VAL'N ASSESSED VALUATION		<b>ASSETS</b>	
Pensions & F. I. C. A.	14,300.00	1 Vacant Land 130 6.94 2,008,000.00		Cash Dec. 31, 1973	352,176.38
Employee Fringe Benefits		2 Residential 454 92.35 26,723,300.00		Taxes Receivable	6,832.86
Other Statutory Expenditures		3 Farm 5 .71 205,450.00		Tax Title Liens	
<b>MUNICIPAL FUNCTIONS</b>		4a Commercial 589 28,936,750.00		Foreclosed Property	
CAPITAL IMPROVEMENTS	66,950.00	4b Industrial		Emergencies & Other Deferred Charges	
<b>DEBT SERVICE</b>		4c Apartments		State Aid Receivable	
Principal Payments		Total		Other Receivables	
Interest Payments		Land Area .44 Sq. Miles		Total	9,667.18
<b>DEFERRED CHARGES</b>		Net Valuation Taxable-Municipal		<b>LIABILITIES, RESERVES, AND SURPLUS</b>	
SCHOOL, COUNTY, SPECIAL DISTRICT TAXES	298,365.61	Net Valuation Taxable-County		Cash Liabilities	245,861.11
RESERVE FOR UNCOLLECTED TAXES	10,700.00	State Equalized Valuation		Reserves for Receivables	16,500.04
EMERGENCY EMPLOYMENT ACT OF 1971		State Equalization Ratio		Surplus Dec. 31, 1973	106,315.27
<b>EXPENDITURES</b>				Total	368,676.42
<b>TOTAL</b>	<b>319,065.00</b>				
<b>*MEMO*</b>	<b>66,950.00</b>				
<b>TOTAL</b>	<b>628,130.61</b>				

0810

Population 1970 9,675  
 Population 1973 10,070  
 S & P Rating  
 Moody Rating

General Tax Rate Per \$100. 5.38  
 State Equalized Tax Rate 3.00

**MANTUA TOWNSHIP — GLOUCESTER COUNTY**  
**Form of Government:**  
**Township Committee**  
**Number of Members on Governing Body 5**

PER CAPITA:  
 Gross Debt 202.41  
 Net Debt 7.69  
 Debt Service .79  
 Total Tax Levy 208.43  
 Municipal Expenditures 69.57

PER CENT:  
 Gross Debt 3.57  
 Net Debt .14  
 Tax Levy Collected 96.69  
 Tax Levy Cancelled, Abated or Adjusted .23

EXPENDITURES		REVENUES-REALIZED		1973 PROPERTY TAX	
<b>GENERAL GOVERNMENT</b>				<b>STATE EQUALIZED TAX RATE — .77</b>	
Governing Body & Public Boards		1973 Property Taxes Collected	2,032,366.27	Local District School Taxes	540,778.00
Municipal Clerk	8,700.00	1973 Payments in Lieu of Taxes		Regional & Consolidated School Tax	1,107,420.04
Financial Administration	5,008.73	Delinquent Tax & Lien Collections	73,241.88	School Taxes in Municipal Budget	
Assessment of Taxes	10,735.00	Business Personalty Replacement Taxes	35,066.11	County Taxes	361,612.32
Collection of Taxes	17,973.24	Taxes from Public Utilities	180,449.58	County Library Taxes	
Planning, Housing & Development		Other Miscellaneous Tax Revenues		Local Municipal Purpose Taxes	25,013.57
Human Resources		State Aid Revenues	40,733.73	Veteran & Senior Citizen Taxes	59,130.00
Elections		Federal Aid Revenues	30,150.03	Total Taxes for Rate Computation	2,093,953.93
General Administration (other)	66,402.41	State and Local Fiscal Assistance Act Utilized	59,865.75	Special District Taxes	
<b>JUDICIARY</b>		Sale of Acquired Property	700.00	Bank Stock Taxes	14,746.43
Municipal Courts	5,841.19	Other Miscellaneous Revenues	40,231.11	Added and Omitted Taxes	49,286.54
<b>PUBLIC SAFETY</b>		Other Revenues, Revenue Sharing Tax Effort	32,829.28	Total Taxes Levied - ABSTRACT	2,098,856.90
Fire Protection	42,615.70	Total	2,525,633.74	Total Taxes Billed	2,102,010.61
Police Protection	156,468.26	Prior Years Surplus Appropriated	251,954.63	<b>1973 TAXES COLLECTED</b>	2,032,366.27
Civil Defense & Disaster Control	33.70	<b>REVENUES TOTAL</b>	2,777,588.37	1973 Taxes Cancelled, Abated or Adjusted	4,915.53
Environmental Inspection & Control	4,119.50			Transfer to Tax Title Liens or Foreclosed	2,098.20
Other Public Safety				Balance Outstanding Dec. 31, 1973	62,630.61
<b>PUBLIC WORKS</b>		<b>CAPITAL OUTLAY TOTAL</b>		<b>PRIOR YEARS TAXES OUTSTANDING</b>	
Streets and Drainage	126,145.69	Public Enterprises		Balance January 1, 1973	73,830.28
Sewers and Sewage Processing		Recreation—Culture		Collected in 1973	72,890.35
Garbage and Trash Disposal	33,953.66	Public Works		Cancelled, Abated or Adjusted 1973	181.52
Public Buildings and Grounds	14,711.34	Buildings and Grounds		Transfers to Tax Title Liens or Foreclosed	758.41
Other Public Works		Library and Education		Balance December 31, 1973	
<b>HEALTH and WELFARE</b>		Conservation		<b>TAX TITLE LIENS OUTSTANDING</b>	
Health Services Except Environmental	1,514.00	All Other		Balance January 1, 1973	4,319.08
Welfare-Public Assistance	2,020.00			Transfers From Taxes	2,997.96
Hospitals, Clinics, First Aid		<b>CAPITAL DEBT AUTHORIZED, DECEMBER 31, 1973</b>		Redeemed in 1973	351.53
Animal, Insect, & Rodent Control		<b>ISSUED AND UNISSUED GROSS DEBT</b>		Cancelled, Abated or Adjusted (1973)	840.83
Other Welfare Services		School	1,960,825	Transfers to Foreclosed Property	
<b>RECREATION and CONSERVATION</b>		Self-liquidating		Balance December 31, 1973	6,124.68
Beaches and Boardwalks		Other	77,443	<b>PROPERTY ACQUIRED BY DEED OR FORECLOSURE</b>	
Parks, Playgrounds, Shade Trees		Total	2,038,268	Balance January 1, 1973	81,500.00
Land Reclamation & Conservation				Transfers From Taxes or Liens	
Other Recreational Services	5,257.09	<b>ISSUED AND OUTSTANDING</b>		Sale for Cash (1973)	700.00
<b>EDUCATION (excluding schools)</b>		School	1,960,825.05	Cancelled, Abated or Adjusted (1973)	300.00
Libraries		Self-Liquidating		Balance December 31, 1973	80,500.00
Other Educational Services		Other		<b>CURRENT FINANCES DECEMBER 31, 1973</b>	
<b>STATUTORY EXPENDITURES</b>		Total	1,960,825.05	<b>ASSETS</b>	
Pensions & F. I. C. A.	23,408.62	<b>EQUALIZED VALUATION BASIS FOR NET DEBT COMPUTATION</b>	57,155,356.00	Cash Dec. 31, 1973	479,325.38
Employee Fringe Benefits	10,691.49	<b>REAL PROPERTY VALUATIONS</b>		Taxes Receivable	62,630.61
Other Statutory Expenditures		Code Class # of Parcels % VAL'N		Tax Title Liens	6,124.68
<b>MUNICIPAL FUNCTIONS TOTAL</b>	535,599.62	1 Vacant Land 495 3.36	1,278,100.00	Foreclosed Property	80,500.00
<b>CAPITAL IMPROVEMENTS *MEMO*</b>	8,000.00	2 Residential 2325 78.18	29,705,600.00	Emergencies & Other Deferred Charges	1,291.12
<b>DEBT SERVICE</b>		3 Farm 203 6.33	2,405,900.00	State Aid Receivable	5,000.00
Principal Payments	8,000.00	4a Commercial 134 8.68	3,299,900.00	Other Receivables	37,456.54
Interest Payments		4b Industrial 10 3.28	1,246,000.00	Total	672,328.73
		4c Apartments 2 .17	63,000.00	<b>LIABILITIES, RESERVES, AND SURPLUS</b>	
<b>DEFERRED CHARGES</b>	25,932.13	Total 3169	37,998,500.00	Cash Liabilities	295,788.94
SCHOOL, COUNTY, SPECIAL DISTRICT TAXES	2,009,810.36	Land Area 15.96 Sq. Miles		Reserves for Receivables	186,712.23
RESERVE FOR UNCOLLECTED TAXES	100,526.90	Net Valuation Taxable-Municipal	38,975,469.00	Surplus Dec. 31, 1973	189,827.56
EMERGENCY EMPLOYMENT ACT OF 1971	30,526.01	Net Valuation Taxable-County	59,475,926.00	Total	672,328.73
<b>EXPENDITURES TOTAL</b>	2,710,395.02	State Equalized Valuation	69,038,488.00		
		State Equalization Ratio	55.83		

1811

Population 1970 13,055  
 Population 1973 13,410  
 S & P Rating  
 Moody Rating BAA-1

General Tax Rate Per \$100. 12.39  
 State Equalized Tax Rate 3.17

**MANVILLE BOROUGH — SOMERSET COUNTY**  
**Form of Government:**  
**Borough Council**  
**Number of Members on Governing Body 6**

PER CAPITA: 414.30  
 Gross Debt 174.65  
 Net Debt 13.95  
 Debt Service 291.40  
 Total Tax Levy 136.28  
 Municipal Expenditures

PER CENT: 5.02  
 Gross Debt 2.12  
 Net Debt 94.87  
 Tax Levy Collected  
 Tax Levy Cancelled, Abated or Adjusted .10

EXPENDITURES		REVENUES-REALIZED		1973 PROPERTY TAX	
<b>GENERAL GOVERNMENT</b>				<b>STATE EQUALIZED TAX RATE</b>	
Governing Body & Public Boards		1973 Property Taxes Collected	3,709,728.02	Local District School Taxes 2.24	2,786,777.00
Municipal Clerk		1973 Payments in Lieu of Taxes		Regional & Consolidated School Tax	
Financial Administration	22,500.00	Delinquent Tax & Lien Collections	183,964.00	School Taxes in Municipal Budget	
Assessment of Taxes	8,235.00	Business Personalty Replacement Taxes	559,170.56	County Taxes	.50 622,618.02
Collection of Taxes	26,300.00	Taxes from Public Utilities	150,400.32	County Library Taxes	
Planning, Housing & Development	11,400.00	Other Miscellaneous Tax Revenues		Local Municipal Purpose Taxes	.38 468,751.03
Human Resources		State Aid Revenues	55,958.71	Veteran & Senior Citizen Taxes	.06 77,950.00
Elections	2,500.00	Federal Aid Revenues	60,000.00	Total Taxes for Rate Computation	3.18 3,956,096.05
General Administration (other)	121,500.00	State and Local Fiscal Assistance Act Utilized	78,750.00	Special District Taxes	
<b>JUDICIARY</b>		Sale of Acquired Property	1,000.00	Bank Stock Taxes	13,427.62
Municipal Courts	8,450.00	Other Miscellaneous Revenues	94,811.52	Added and Omitted Taxes	16,065.24
<b>PUBLIC SAFETY</b>		Other Revenues, Revenue Sharing Tax Effort	32,043.37	Total Taxes Levied - ABSTRACT	3,907,638.91
Fire Protection	32,200.00	Total	4,925,826.50	Total Taxes Billed	3,910,251.23
Police Protection	287,235.00	Prior Years Surplus Appropriated	250,000.00	1973 TAXES COLLECTED	3,709,728.02
Civil Defense & Disaster Control	3,100.00	REVENUES TOTAL	5,175,826.50	1973 Taxes Cancelled, Abated or Adjusted	4,090.76
Environmental Inspection & Control	5,650.00	CAPITAL OUTLAY TOTAL	723,165.10	Transfer to Tax Title Liens or Foreclosed	10,612.05
Other Public Safety				Balance Outstanding Dec. 31, 1973	185,820.40
<b>PUBLIC WORKS</b>				<b>PRIOR YEARS TAXES OUTSTANDING</b>	
Streets and Drainage	244,029.00	Public Enterprises	409,524.90	Balance January 1, 1973	186,358.99
Sewers and Sewage Processing	115,800.00	Recreation—Culture		Collected in 1973	177,762.27
Garbage and Trash Disposal	79,500.00	Public Works	268,882.19	Cancelled, Abated or Adjusted 1973	
Public Buildings and Grounds	19,100.00	Buildings and Grounds	44,758.01	Transfers to Tax Title Liens or Foreclosed	
Other Public Works	5,000.00	Library and Education		Balance December 31, 1973	10,596.72
<b>HEALTH and WELFARE</b>		Conservation		<b>TAX TITLE LIENS OUTSTANDING</b>	
Health Services Except Environmental	21,700.00	All Other		Balance January 1, 1973	8,743.46
Welfare-Public Assistance	6,000.00	CAPITAL DEBT AUTHORIZED, DECEMBER 31, 1973		Balance December 31, 1973	10,612.05
Hospitals, Clinics, First Aid	2,000.00	ISSUED AND UNISSUED GROSS DEBT NET DEBT		Transfers From Taxes	6,201.73
Animal, Insect, & Rodent Control	6,000.00	School 2,386,000		Redeemed in 1973	
Other Welfare Services		Self-liquidating 809,000		Cancelled, Abated or Adjusted (1973)	
<b>RECREATION and CONSERVATION</b>		Other 2,360,749	2,342,001	Transfers to Foreclosed Property	
Beaches and Boardwalks		Total 5,555,749	2,342,001	Balance December 31, 1973	13,153.78
Parks, Playgrounds, Shade Trees	59,675.00	ISSUED AND OUTSTANDING		<b>PROPERTY ACQUIRED BY DEED OR FORECLOSURE</b>	
Land Reclamation & Conservation	25,000.00	School 2,386,000.00		Balance January 1, 1973	107,766.66
Other Recreational Services	1,800.00	Self-Liquidating 524,000.00		Transfers From Taxes or Liens	
<b>EDUCATION (excluding schools)</b>		Other 1,882,000.00		Sale for Cash (1973)	1,000.00
Libraries	42,000.00	Total 4,792,000.00		Cancelled, Abated or Adjusted (1973)	1,000.00
Other Educational Services		EQUALIZED VALUATION BASIS FOR NET DEBT COMPUTATION	110,580,561.00	Balance December 31, 1973	105,766.66
<b>STATUTORY EXPENDITURES</b>		REAL PROPERTY VALUATIONS		<b>CURRENT FINANCES DECEMBER 31, 1973</b>	
Pensions & F. I. C. A.	79,000.00	Code Class # of Parcels % VAL'N	ASSESSED VALUATION	ASSETS	
Employee Fringe Benefits	33,500.00	1 Vacant Land 379 1.11	352,650.00	Cash Dec. 31, 1973	469,625.70
Other Statutory Expenditures		2 Residential 3343 73.40	23,278,925.00	Taxes Receivable	196,417.12
<b>MUNICIPAL FUNCTIONS</b>		3 Farm 5 .01	2,100.00	Tax Title Liens	13,153.78
<b>CAPITAL IMPROVEMENTS</b>		4a Commercial 136 9.14	2,897,850.00	Foreclosed Property	105,766.66
<b>DEBT SERVICE</b>		4b Industrial 12 16.00	5,673,700.00	Emergencies & Other Deferred Charges	217,500.00
Principal Payments	65,000.00	4c Apartments 6 .34	109,400.00	State Aid Receivable	47,664.00
Interest Payments	122,040.00	Total 3581	31,714,625.00	Other Receivables	25,874.58
<b>DEFERRED CHARGES</b>		Land Area 2.50 Sq. Miles		Total	1,075,401.84
SCHOOL, COUNTY, SPECIAL DISTRICT TAXES	119,409.00	Net Valuation Taxable-Municipal	31,943,264.00	<b>LIABILITIES, RESERVES, AND SURPLUS</b>	
RESERVE FOR UNCOLLECTED TAXES	3,409,395.02	Net Valuation Taxable-County	126,967,811.00	Cash Liabilities	471,146.85
EMERGENCY EMPLOYMENT ACT OF 1971	251,883.36	State Equalized Valuation	124,025,857.00	Reserves for Receivables	341,212.14
<b>EXPENDITURES</b>		State Equalization Ratio	25.66	Surplus Dec. 31, 1973	263,042.85
<b>TOTAL</b>	5,236,506.38			<b>Total</b>	1,075,401.84

0319

Population 1970 16,495  
 Population 1973 19,445  
 S & P Rating BB8  
 Moody Rating BAA

General Tax Rate Per \$100. 4.11  
 State Equalized Tax Rate 2.85

## MAPLE SHADE TOWNSHIP — BURLINGTON CO.

Form of Government:  
 Township Committee  
 Number of Members on Governing Body 5

PER CAPITA:  
 Gross Debt 385.28  
 Net Debt 77.49  
 Debt Service 4.52  
 Total Tax Levy 200.77  
 Municipal Expenditures 75.10

PER CENT:  
 Gross Debt 6.92  
 Net Debt 1.39  
 Net Debt 96.45  
 Tax Levy Collected  
 Tax Levy Cancelled, Abated  
 or Adjusted .70

EXPENDITURES		REVENUES-REALIZED		1973 PROPERTY TAX	
GENERAL GOVERNMENT		1973 Property Taxes Collected		STATE EQUALIZED TAX RATE 1.96	
Governing Body & Public Boards		1973 Payments in Lieu of Taxes	3,764,839.43	Local District School Taxes	2,694,884.00
Municipal Clerk	11,700.00	Delinquent Tax & Lien Collections	111,897.77	Regional & Consolidated School Tax	
Financial Administration	7,600.00	Business Personalty Replacement Taxes	77,269.42	School Taxes in Municipal Budget	
Assessment of Taxes	44,760.00	Taxes from Public Utilities	238,677.69	County Taxes	776,922.67
Collection of Taxes	54,400.00	Other Miscellaneous Tax Revenues		County Library Taxes	28,834.42
Planning, Housing & Development		State Aid Revenues	65,694.59	Local Municipal Purpose Taxes	316,379.89
Human Resources	3,673.98	Federal Aid Revenues	16,464.26	Veteran & Senior Citizen Taxes	105,680.00
Elections	81,356.08	State and Local Fiscal Assistance Act Utilized	111,531.25	Total Taxes for Rate Computation	3,922,700.98
General Administration (other)		Sale of Acquired Property		Special District Taxes	
JUDICIARY		Other Miscellaneous Revenues	44,633.52	Bank Stock Taxes	6,960.11
Municipal Courts	12,151.38	Other Revenues, Revenue Sharing Tax Effort	58,142.66	Added and Omitted Taxes	79,968.92
PUBLIC SAFETY		Total	4,489,150.59	Total Taxes Levied - ABSTRACT	3,903,950.01
Fire Protection	30,648.53	Prior Years Surplus Appropriated	522,000.00	Total Taxes Billed	3,903,490.75
Police Protection	337,089.97	REVENUES TOTAL	5,011,150.59	1973 TAXES COLLECTED	3,764,839.43
Civil Defense & Disaster Control	5,500.00	CAPITAL OUTLAY TOTAL	147,053.42	1973 Taxes Cancelled, Abated or Adjusted	27,407.24
Environmental Inspection & Control	4,700.00	Public Enterprises	8,724.90	Transfer to Tax Title Liens or Foreclosed	4,457.45
Other Public Safety		Recreation—Culture	138,328.52	Balance Outstanding Dec. 31, 1973	106,786.63
PUBLIC WORKS		Public Works		PRIOR YEARS TAXES OUTSTANDING	
Streets and Drainage	205,280.62	Buildings and Grounds		Balance January 1, 1973	120,216.81
Sewers and Sewage Processing	111,127.57	Library and Education		Collected in 1973	110,472.04
Garbage and Trash Disposal	10,925.00	Conservation		Cancelled, Abated or Adjusted 1973	2,725.34
Public Buildings and Grounds		All Other		Transfers to Tax Title Liens or Foreclosed	348.16
Other Public Works		CAPITAL DEBT AUTHORIZED, DECEMBER 31, 1973		Balance December 31, 1973	6,671.27
HEALTH and WELFARE		ISSUED AND UNISSUED		TAX TITLE LIENS OUTSTANDING	
Health Services Except Environmental	9,250.00	School	5,121,000	Balance January 1, 1973	26,399.85
Welfare-Public Assistance	2,800.00	Self-liquidating	1,120,004	Transfers From Taxes	4,805.61
Hospitals, Clinics, First Aid		Other	1,250,795	Redeemed in 1973	1,425.73
Animal, Insect, & Rodent Control	1,644.50	Total	7,491,799	Cancelled, Abated or Adjusted (1973)	
Other Welfare Services		ISSUED AND OUTSTANDING		Transfers to Foreclosed Property	
RECREATION and CONSERVATION		School	5,121,000.00	Balance December 31, 1973	29,779.73
Beaches and Boardwalks	59,820.58	Self-Liquidating	1,063,000.00	PROPERTY ACQUIRED BY DEED OR FORECLOSURE	
Parks, Playgrounds, Shade Trees		Other	933,284.00	Balance January 1, 1973	17,602.87
Land Reclamation & Conservation	1,800.00	Total	7,117,284.00	Transfers From Taxes or Liens	
Other Recreational Services		EQUALIZED VALUATION BASIS		Sale for Cash (1973)	
EDUCATION (excluding schools)		FOR NET DEBT COMPUTATION	108,257,626.67	Cancelled, Abated or Adjusted (1973)	
Libraries	19,660.00	REAL PROPERTY VALUATIONS		Balance December 31, 1973	17,602.87
Other Educational Services		Code Class # of Parcels % VAL'N		CURRENT FINANCES DECEMBER 31, 1973	
STATUTORY EXPENDITURES		ASSESSED VALUATION		ASSETS	
Pensions & F. I. C. A.	46,262.82	1 Vacant Land 253 2.99	2,829,259.00	Cash Dec. 31, 1973	692,668.40
Employee Fringe Benefits	13,000.00	2 Residential 3819 62.85	59,487,625.00	Taxes Receivable	113,457.90
Other Statutory Expenditures		3 Farm 3 .03	26,900.00	Tax Title Liens	29,779.73
MUNICIPAL FUNCTIONS TOTAL	1,075,151.03	4a Commercial 193 14.35	13,577,396.00	Foreclosed Property	17,602.87
CAPITAL IMPROVEMENTS *MEMO*	75,000.00	4b Industrial 24 2.12	2,003,550.00	Emergencies & Other Deferred Charges	74,748.65
DEBT SERVICE		4c Apartments 83 17.66	16,718,103.00	State Aid Receivable	27,183.02
Principal Payments	52,000.00	Total 4375	94,642,833.00	Other Receivables	16,681.16
Interest Payments	35,834.82	Land Area 3.72 Sq. Miles		Total	972,121.73
DEFERRED CHARGES	24,459.84	Net Valuation Taxable-Municipal	95,452,340.00	LIABILITIES, RESERVES, AND SURPLUS	
SCHOOL, COUNTY, SPECIAL DISTRICT TAXES	3,500,641.09	Net Valuation Taxable-County	125,786,193.00	Cash Liabilities	201,754.50
RESERVE FOR UNCOLLECTED TAXES	240,280.00	State Equalized Valuation	137,067,321.00	Reserves for Receivables	177,521.66
EMERGENCY EMPLOYMENT ACT OF 1971	32,560.00	State Equalization Ratio	69.46	Surplus Dec. 31, 1973	592,845.57
EXPENDITURES TOTAL	4,960,926.78			Total	972,121.73

0711

Population 1970 24,935  
 Population 1973 24,710  
 S & P Rating AA  
 Moody Rating AA

General Tax Rate Per \$100. 6.45  
 State Equalized Tax Rate 4.74

## MAPLEWOOD TOWNSHIP — ESSEX COUNTY

Form of Government:

Township Committee

Number of Members on Governing Body 5

PER CAPITA:	485.17	PER CENT:	4.55
Gross Debt	231.66	Gross Debt	2.17
Net Debt	5.99	Net Debt	97.97
Debt Service	536.91	Tax Levy Collected	
Total Tax Levy	202.97	Tax Levy Cancelled, Abated or Adjusted	.31
Municipal Expenditures			

EXPENDITURES		REVENUES-REALIZED		1973 PROPERTY TAX	
<b>GENERAL GOVERNMENT</b>				<b>STATE EQUALIZED TAX RATE</b>	
Governing Body & Public Boards		1973 Property Taxes Collected	13,010,672.28	Local District School Taxes	2.36
Municipal Clerk		1973 Payments in Lieu of Taxes	15,144.74	Regional & Consolidated School Tax	
Financial Administration	19,108.98	Delinquent Tax & Lien Collections	231,733.67	School Taxes in Municipal Budget	
Assessment of Taxes	33,443.63	Business Personalty Replacement Taxes	169,474.00	County Taxes	1.25
Collection of Taxes	46,309.05	Taxes from Public Utilities	393,378.04	County Library Taxes	
Planning, Housing & Development	7,867.87	Other Miscellaneous Tax Revenues		Local Municipal Purpose Taxes	1.08
Human Resources	31,827.50	State Aid Revenues	109,770.38	Veteran & Senior Citizen Taxes	.05
Elections		Federal Aid Revenues		Total Taxes for Rate Computation	4.74
General Administration (other)	353,754.96	State and Local Fiscal Assistance Act Utilized	402,500.00	Special District Taxes	
<b>JUDICIARY</b>		Sale of Acquired Property		Bank Stock Taxes	22,141.38
Municipal Courts	19,873.53	Other Miscellaneous Revenues	266,416.90	Added and Omitted Taxes	6,985.35
<b>PUBLIC SAFETY</b>		Other Revenues, Revenue Sharing Tax Effort	58,962.83	Total Taxes Levied - ABSTRACT	13,266,928.05
Fire Protection	848,113.52	Total	14,656,052.84	Total Taxes Billed	13,280,767.04
Police Protection	868,518.22	Prior Years Surplus Appropriated	675,000.00	1973 TAXES COLLECTED	13,010,672.28
Civil Defense & Disaster Control	14,035.95	REVENUES TOTAL	15,331,052.84	1973 Taxes Cancelled, Abated or Adjusted	40,570.50
Environmental Inspection & Control	40,330.51	<b>CAPITAL OUTLAY</b>	<b>TOTAL</b>	Transfer to Tax Title Liens or Foreclosed	4,921.35
Other Public Safety			44,588.27	Balance Outstanding Dec. 31, 1973	224,602.91
<b>PUBLIC WORKS</b>		Public Enterprises	7,475.00	<b>PRIOR YEARS TAXES OUTSTANDING</b>	
Streets and Drainage	402,558.40	Recreation—Culture		Balance January 1, 1973	214,245.02
Sewers and Sewage Processing	98,862.46	Public Works	36,262.50	Collected in 1973	209,518.05
Garbage and Trash Disposal	13,000.00	Buildings and Grounds		Cancelled, Abated or Adjusted 1973	
Public Buildings and Grounds	208,177.90	Library and Education	850.77	Transfers to Tax Title Liens or Foreclosed	4,726.97
Other Public Works	98,754.01	Conservation		Balance December 31, 1973	
<b>HEALTH and WELFARE</b>		All Other		<b>TAX TITLE LIENS OUTSTANDING</b>	
Health Services Except Environmental	79,048.62	<b>CAPITAL DEBT AUTHORIZED, DECEMBER 31, 1973</b>		Balance January 1, 1973	25,035.31
Welfare-Public Assistance	11,699.74	ISSUED AND UNISSUED	GROSS DEBT	Transfers From Taxes	10,237.09
Hospitals, Clinics, First Aid		School	5,567,127	Redeemed in 1973	22,215.62
Animal, Insect, & Rodent Control		Self-liquidating	697,000	Cancelled, Abated or Adjusted (1973)	
Other Welfare Services		Other	5,724,441	Transfers to Foreclosed Property	
<b>RECREATION and CONSERVATION</b>		Total	11,988,568	Balance December 31, 1973	13,056.78
Beaches and Boardwalks		<b>ISSUED AND OUTSTANDING</b>		<b>PROPERTY ACQUIRED BY DEED OR FORECLOSURE</b>	
Parks, Playgrounds, Shade Trees	202,897.64	School	5,567,127.47	Balance January 1, 1973	2,200.00
Land Reclamation & Conservation		Self-liquidating	697,000.00	Transfers From Taxes or Liens	
Other Recreational Services	109,793.89	Other	889,112.50	Sale for Cash (1973)	
<b>EDUCATION (excluding schools)</b>		Total	7,153,239.97	Cancelled, Abated or Adjusted (1973)	
Libraries	262,578.95	<b>EQUALIZED VALUATION BASIS</b>		Balance December 31, 1973	2,200.00
Other Educational Services		<b>FOR NET DEBT COMPUTATION</b>	263,200,305.33	<b>CURRENT FINANCES DECEMBER 31, 1973</b>	
<b>STATUTORY EXPENDITURES</b>		<b>REAL PROPERTY VALUATIONS</b>		<b>ASSETS</b>	
Pensions & F. I. C. A.	412,195.60	Code Class # of Parcels % VAL'N	ASSESSED VALUATION	Cash Dec. 31, 1973	1,113,500.84
Employee Fringe Benefits	91,900.53	1 Vacant Land 153 .65	1,339,900.00	Taxes Receivable	224,602.91
Other Statutory Expenditures		2 Residential 6396 83.52	172,448,600.00	Tax Title Liens	13,056.78
<b>MUNICIPAL FUNCTIONS</b>	<b>TOTAL</b>	3 Farm		Foreclosed Property	2,200.00
<b>CAPITAL IMPROVEMENTS</b>	<b>*MEMO*</b>	4a Commercial 267 11.40	23,542,700.00	Emergencies & Other Deferred Charges	109,367.00
<b>DEBT SERVICE</b>		4b Industrial 34 2.13	4,402,600.00	State Aid Receivable	
Principal Payments	109,000.00	4c Apartments 55 2.30	4,749,100.00	Other Receivables	13,292.00
Interest Payments	39,105.99	Total 6905	206,482,900.00	Total	1,476,019.53
<b>DEFERRED CHARGES</b>		Land Area 4.00 Sq. Miles		<b>LIABILITIES, RESERVES, AND SURPLUS</b>	
<b>SCHOOL, COUNTY, SPECIAL DISTRICT TAXES</b>		Net Valuation Taxable-Municipal	207,765,900.00	Cash Liabilities	349,070.66
<b>RESERVE FOR UNCOLLECTED TAXES</b>		Net Valuation Taxable-County	268,477,435.00	Reserves for Receivables	253,151.69
<b>EMERGENCY EMPLOYMENT ACT OF 1971</b>		State Equalized Valuation	281,830,560.00	Surplus Dec. 31, 1973	873,797.18
<b>EXPENDITURES</b>	<b>TOTAL</b>	State Equalization Ratio	73.61	Total	1,476,019.53
	15,212,490.86				

0116

Population 1970 10,580  
 Population 1973 10,640  
 S & P Rating BBB  
 Moody Rating BAA

General Tax Rate Per \$100. 3.23  
 State Equalized Tax Rate 2.59

## MARGATE CITY — ATLANTIC COUNTY

Form of Government:

Commission (1911)

Number of Members on Governing Body 3

PER CAPITA:  
 Gross Debt 222.81  
 Net Debt 99.97  
 Debt Service 28.55  
 Total Tax Levy 408.07  
 Municipal Expenditures 222.74

PER CENT:  
 Gross Debt 1.65  
 Net Debt .74  
 Tax Levy Collected 97.26  
 Tax Levy Cancelled, Abated or Adjusted .13

EXPENDITURES		REVENUES-REALIZED		1973 PROPERTY TAX	
<b>GENERAL GOVERNMENT</b>				<b>STATE EQUALIZED TAX RATE</b>	
Governing Body & Public Boards		1973 Property Taxes Collected	4,085,296.21	Local District School Taxes .89	1,445,409.00
Municipal Clerk	7,445.55	1973 Payments in Lieu of Taxes		Regional & Consolidated School Tax .06	92,340.00
Financial Administration	8,500.00	Delinquent Tax & Lien Collections	100,129.49	School Taxes in Municipal Budget .75	1,212,496.27
Assessment of Taxes	28,712.41	Business Personalty Replacement Taxes	46,439.58	County Taxes .01	23,374.33
Collection of Taxes	42,574.71	Taxes from Public Utilities	189,015.53	County Library Taxes .84	1,359,638.88
Planning, Housing & Development	8,350.00	Other Miscellaneous Tax Revenues		Local Municipal Purpose Taxes .05	80,630.00
Human Resources		State Aid Revenues	47,823.61	Veteran & Senior Citizen Taxes 2.60	4,213,888.48
Elections	2,100.00	Federal Aid Revenues	56,932.19	Total Taxes for Rate Computation	
General Administration (other)	103,877.64	State and Local Fiscal Assistance Act Utilized	43,303.00	Special District Taxes	10,387.32
<b>JUDICIARY</b>		Sale of Acquired Property	1,700.00	Bank Stock Taxes	23,585.64
Municipal Courts	20,726.68	Other Miscellaneous Revenues	143,572.37	Added and Omitted Taxes	4,167,231.44
<b>PUBLIC SAFETY</b>		Other Revenues, Revenue Sharing Tax Effort	64,236.05	Total Taxes Levied - ABSTRACT	4,200,432.00
Fire Protection	257,918.61	Total	4,778,448.03	Total Taxes Billed	4,085,296.21
Police Protection	388,365.40	Prior Years Surplus Appropriated	308,000.00	<b>1973 TAXES COLLECTED</b>	
Civil Defense & Disaster Control	100.00	<b>REVENUES TOTAL</b>	<b>5,086,448.03</b>	1973 Taxes Cancelled, Abated or Adjusted	5,634.51
Environmental Inspection & Control	17,005.00	<b>CAPITAL OUTLAY TOTAL</b>	<b>442,375.43</b>	Transfer to Tax Title Liens or Foreclosed	4,153.44
Other Public Safety		Public Enterprises	192,819.93	Balance Outstanding Dec. 31, 1973	105,347.84
<b>PUBLIC WORKS</b>		Recreation—Culture		<b>PRIOR YEARS TAXES OUTSTANDING</b>	
Streets and Drainage	221,851.53	Public Works	113,740.29	Balance January 1, 1973	99,376.46
Sewers and Sewage Processing	93,975.00	Buildings and Grounds	636.80	Collected in 1973	99,376.46
Garbage and Trash Disposal	123,837.03	Library and Education	135,178.41	Cancelled, Abated or Adjusted 1973	
Public Buildings and Grounds	22,023.16	Conservation		Transfers to Tax Title Liens or Foreclosed	
Other Public Works	22,290.00	All Other		Balance December 31, 1973	
<b>HEALTH and WELFARE</b>		<b>CAPITAL DEBT AUTHORIZED, DECEMBER 31, 1973</b>		<b>TAX TITLE LIENS OUTSTANDING</b>	
Health Services Except Environmental	1,775.00	ISSUED AND UNISSUED		Balance January 1, 1973	8,011.71
Welfare—Public Assistance	1,982.50	School	945,000	Transfers From Taxes	4,153.44
Hospitals, Clinics, First Aid	6,000.00	Self-liquidating	362,000	Redeemed in 1973	753.03
Animal, Insect, & Rodent Control	1,200.00	Other	1,063,700	Cancelled, Abated or Adjusted (1973)	
Other Welfare Services		Total	2,370,700	Transfers to Foreclosed Property	
<b>RECREATION and CONSERVATION</b>		<b>ISSUED AND OUTSTANDING</b>		Balance December 31, 1973	11,412.12
Beaches and Boardwalks	65,800.00	School	945,000.00	<b>PROPERTY ACQUIRED BY DEED OR FORECLOSURE</b>	
Parks, Playgrounds, Shade Trees	62,870.00	Self-Liquidating	361,000.00	Balance January 1, 1973	124,682.50
Land Reclamation & Conservation		Other	1,059,000.00	Transfers From Taxes or Liens	
Other Recreational Services		Total	2,365,000.00	Sale for Cash (1973)	1,700.00
<b>EDUCATION (excluding schools)</b>		<b>EQUALIZED VALUATION BASIS</b>		Cancelled, Abated or Adjusted (1973)	
Libraries	43,500.00	<b>FOR NET DEBT COMPUTATION</b>	<b>144,023,410.33</b>	Balance December 31, 1973	122,982.50
Other Educational Services		<b>REAL PROPERTY VALUATIONS</b>		<b>CURRENT FINANCES DECEMBER 31, 1973</b>	
<b>STATUTORY EXPENDITURES</b>		Code Class # of Parcels % VAL'N	ASSESSED VALUATION	<b>ASSETS</b>	
Pensions & F. I. C. A.	130,206.76	1 Vacant Land 972 4.61	5,985,850.00	Cash Dec. 31, 1973	710,045.38
Employee Fringe Benefits	40,400.00	2 Residential 4241 82.59	107,316,250.00	Taxes Receivable	105,347.84
Other Statutory Expenditures		3 Farm		Tax Title Liens	11,412.12
<b>MUNICIPAL FUNCTIONS TOTAL</b>	<b>1,723,387.38</b>	4a Commercial 136 5.02	6,521,150.00	Foreclosed Property	122,982.50
<b>CAPITAL IMPROVEMENTS *MEMO*</b>	<b>87,290.00</b>	4b Industrial		Emergencies & Other Deferred Charges	47,954.28
<b>DEBT SERVICE</b>		4c Apartments 64 7.78	10,109,700.00	State Aid Receivable	42,003.19
Principal Payments	225,000.00	Total 5413	129,932,950.00	Other Receivables	5,554.44
Interest Payments	78,745.50	Land Area 1.40 Sq. Miles		Total	1,045,299.75
<b>TYPE I SCHL DEBT *MEMO</b>	<b>117,487.50</b>	Net Valuation Taxable-Municipal	130,623,850.00	<b>LIABILITIES, RESERVES, AND SURPLUS</b>	
<b>DEFERRED CHARGES</b>	<b>65,367.01</b>	Net Valuation Taxable-County	146,283,895.00	Cash Liabilities	238,304.96
<b>SCHOOL, COUNTY, SPECIAL DISTRICT TAXES</b>	<b>2,948,250.60</b>	State Equalized Valuation	162,439,873.00	Reserves for Receivables	245,296.90
<b>RESERVE FOR UNCOLLECTED TAXES</b>	<b>225,484.95</b>	State Equalization Ratio	80.33	Surplus Dec. 31, 1973	561,697.89
<b>EMERGENCY EMPLOYMENT ACT OF 1971</b>	<b>51,962.00</b>			Total	1,045,299.75
<b>EXPENDITURES TOTAL</b>	<b>5,318,197.44</b>				

1971/3000

\* ABOVE DEBT SERVICE INCLUDES TYPE I SCHOOL DEBT

1328

Population 1970 12,315  
 Population 1973 13,220  
 S & P Rating BBB  
 Moody Rating

General Tax Rate Per \$100. 4.17  
 State Equalized Tax Rate 3.61

**MARLBORO TOWNSHIP — MONMOUTH COUNTY**  
 Form of Government:  
 Council-Manager Plan E (OMCL50)  
 Number of Members on Governing Body 5

PER CAPITA: 729.59  
 Gross Debt 242.67  
 Net Debt 5.87  
 Debt Service 430.42  
 Total Tax Levy 121.30  
 Municipal Expenditures

PER CENT: 7.60  
 Gross Debt 2.53  
 Net Debt 96.24  
 Tax Levy Collected  
 Tax Levy Cancelled, Abated or Adjusted .25

EXPENDITURES		REVENUES-REALIZED		1973 PROPERTY TAX	
<b>GENERAL GOVERNMENT</b>				<b>STATE EQUALIZED TAX RATE</b>	
Governing Body & Public Boards		1973 Property Taxes Collected	5,472,234.64	Local District School Taxes	2.05 3,105,155.00
Municipal Clerk		1973 Payments in Lieu of Taxes		Regional & Consolidated School Tax	.72 1,085,833.05
Financial Administration	31,226.66	Delinquent Tax & Lien Collections	250,321.31	School Taxes in Municipal Budget	
Assessment of Taxes	23,000.00	Business Personalty Replacement Taxes	52,893.65	County Taxes	.59 886,015.11
Collection of Taxes	21,417.24	Taxes from Public Utilities	276,039.34	County Library Taxes	.02 34,211.18
Planning, Housing & Development	32,870.40	Other Miscellaneous Tax Revenues		Local Municipal Purpose Taxes	.20 305,622.63
Human Resources	5,250.00	State Aid Revenues	48,447.85	Veteran & Senior Citizen Taxes	.03 40,420.00
Elections	2,750.00	Federal Aid Revenues	26,466.43	Total Taxes for Rate Computation	3.61 5,457,256.97
General Administration (other)	248,735.54	State and Local Fiscal Assistance Act Utilized	118,343.50	Special District Taxes	
<b>JUDICIARY</b>		Sale of Acquired Property	693.50	Bank Stock Taxes	2,429.30
Municipal Courts	20,250.10	Other Miscellaneous Revenues	318,510.62	Added and Omitted Taxes	96,302.89
<b>PUBLIC SAFETY</b>		Other Revenues, Revenue Sharing Tax Effort	136,096.85	Total Taxes Levied - ABSTRACT	5,690,200.16
Fire Protection		Prior Years Surplus Appropriated	559,000.00	Total Taxes Billed	5,685,876.21
Police Protection	394,400.00	REVENUES TOTAL	7,259,047.69	1973 TAXES COLLECTED	5,472,234.64
Civil Defense & Disaster Control	500.00	CAPITAL OUTLAY TOTAL	273,043.53	1973 Taxes Cancelled, Abated or Adjusted	14,149.90
Environmental Inspection & Control	20,650.00	Public Enterprises		Transfer to Tax Title Liens or Foreclosed	16,073.37
Other Public Safety		Recreation—Culture	291.66	Balance Outstanding Dec. 31, 1973	183,418.30
<b>PUBLIC WORKS</b>		Public Works	1,425.00	<b>PRIOR YEARS TAXES OUTSTANDING</b>	
Streets and Drainage	240,500.00	Buildings and Grounds	264,266.78	Balance January 1, 1973	244,850.73
Sewers and Sewage Processing		Library and Education	7,060.09	Collected in 1973	236,891.06
Garbage and Trash Disposal	1,000.00	Conservation		Cancelled, Abated or Adjusted 1973	4,945.54
Public Buildings and Grounds	16,800.00	All Other		Transfers to Tax Title Liens or Foreclosed	2,882.68
Other Public Works		<b>CAPITAL DEBT AUTHORIZED, DECEMBER 31, 1973</b>		Balance December 31, 1973	131.45
<b>HEALTH and WELFARE</b>		ISSUED AND UNISSUED		<b>TAX TITLE LIENS OUTSTANDING</b>	
Health Services Except Environmental	5,800.06	School	8,069,196	Balance January 1, 1973	76,739.38
Welfare-Public Assistance	2,450.00	Self-liquidating	1,576,000	Transfers From Taxes	19,318.31
Hospitals, Clinics, First Aid		Other	9,645,196	Redeemed in 1973	13,430.25
Animal, Insect, & Rodent Control	900.00	Total	3,208,079	Cancelled, Abated or Adjusted (1973)	
Other Welfare Services	5,000.00	ISSUED AND OUTSTANDING		Transfers to Foreclosed Property	
<b>RECREATION and CONSERVATION</b>		School	6,595,196.49	Balance December 31, 1973	82,627.44
Beaches and Boardwalks		Self-Liquidating		<b>PROPERTY ACQUIRED BY DEED OR FORECLOSURE</b>	
Parks, Playgrounds, Shade Trees	7,000.00	Other	600,000.00	Balance January 1, 1973	141,135.00
Land Reclamation & Conservation	3,100.00	Total	7,195,196.49	Transfers From Taxes or Liens	
Other Recreational Services	42,500.00	EQUALIZED VALUATION BASIS		Sale for Cash (1973)	693.50
<b>EDUCATION (excluding schools)</b>		FOR NET DEBT COMPUTATION	126,957,355.33	Cancelled, Abated or Adjusted (1973)	10,661.50
Libraries	1,450.00	REAL PROPERTY VALUATIONS		Balance December 31, 1973	129,780.00
Other Educational Services		Code Class # of Parcels % VAL'N ASSESSED VALUATION		<b>CURRENT FINANCES DECEMBER 31, 1973</b>	
<b>STATUTORY EXPENDITURES</b>		1 Vacant Land 785 6.20 8,007,700.00		ASSETS	
Pensions & F. I. C. A.	55,500.00	2 Residential 3063 76.64 98,993,747.00		Cash Dec. 31, 1973	3,200,067.16
Employee Fringe Benefits		3 Farm 413 7.99 10,322,404.00		Taxes Receivable	183,549.75
Other Statutory Expenditures		4a Commercial 110 6.31 8,147,220.00		Tax Title Liens	82,627.44
<b>MUNICIPAL FUNCTIONS</b>		4b Industrial 21 2.76 3,569,070.00		Foreclosed Property	129,780.00
<b>CAPITAL IMPROVEMENTS</b>		4c Apartments 3 .10 132,900.00		Emergencies & Other Deferred Charges	18,750.00
<b>DEBT SERVICE</b>		Total 4395 129,173,041.00		State Aid Receivable	122,823.92
Principal Payments	50,000.00	Land Area 30.35 Sq. Miles		Other Receivables	37,967.50
Interest Payments	27,625.00	Net Valuation Taxable-Municipal	131,160,508.00	Total	3,775,565.77
<b>DEFERRED CHARGES</b>		Net Valuation Taxable-County	135,820,684.00	<b>LIABILITIES, RESERVES, AND SURPLUS</b>	
SCHOOL, COUNTY, SPECIAL DISTRICT TAXES	42,716.13	State Equalized Valuation	151,029,229.00	Cash Liabilities	2,499,632.96
RESERVE FOR UNCOLLECTED TAXES	5,285,845.34	State Equalization Ratio	86.67	Reserves for Receivables	433,924.69
EMERGENCY EMPLOYMENT ACT OF 1971	275,402.60			Surplus Dec. 31, 1973	842,008.12
<b>EXPENDITURES</b>				Total	3,775,565.77
<b>TOTAL</b>	<b>6,889,439.07</b>				

1329

Population 1970 9,170  
 Population 1973 9,635  
 S & P Rating BBB  
 Moody Rating BAA

General Tax Rate Per \$100. 4.01  
 State Equalized Tax Rate 3.45

## MATAWAN BOROUGH — MONMOUTH COUNTY

Form of Government:

Borough Council

Number of Members on Governing Body 6

PER CAPITA:

Gross Debt 521.10  
 Net Debt 111.56  
 Debt Service 7.27  
 Total Tax Levy 301.96  
 Municipal Expenditures 139.57

PER CENT:

Gross Debt 6.93  
 Net Debt 1.48  
 Tax Levy Collected 95.27  
 Tax Levy Cancelled, Abated or Adjusted .21

EXPENDITURES		REVENUES-REALIZED		1973 PROPERTY TAX	
GENERAL GOVERNMENT				STATE EQUALIZED TAX RATE →	
Governing Body & Public Boards	150.00	1973 Property Taxes Collected		Local District School Taxes	
Municipal Clerk		2,771,844.01		Regional & Consolidated School Tax 2.00	1,627,897.02
Financial Administration	12,770.00	1973 Payments in Lieu of Taxes		School Taxes in Municipal Budget	
Assessment of Taxes	5,220.00	124,747.03		County Taxes .59	482,852.36
Collection of Taxes	9,010.00	Delinquent Tax & Lien Collections		County Library Taxes	
Planning, Housing & Development	12,800.00	34,022.98		Local Municipal Purpose Taxes .82	669,270.22
Human Resources		Business Personalty Replacement Taxes		Veteran & Senior Citizen Taxes .05	37,610.00
Elections	1,970.00	193,418.40		Total Taxes for Rate Computation 3.46	2,817,629.60
General Administration (other)	127,679.00	Taxes from Public Utilities		Special District Taxes	
JUDICIARY		Other Miscellaneous Tax Revenues		Bank Stock Taxes	11,729.78
Municipal Courts	13,044.00	State Aid Revenues		Added and Omitted Taxes	117,625.56
PUBLIC SAFETY		Federal Aid Revenues		Total Taxes Levied - ABSTRACT	2,909,374.94
Fire Protection	42,700.00	State and Local Fiscal Assistance Act Utilized		Total Taxes Billed	2,909,374.94
Police Protection	396,445.00	Sale of Acquired Property		1973 TAXES COLLECTED	2,771,844.01
Civil Defense & Disaster Control	600.00	Other Miscellaneous Revenues		1973 Taxes Cancelled, Abated or Adjusted	6,165.69
Environmental Inspection & Control	3,100.00	38,839.95		Transfer to Tax Title Liens or Foreclosed	24,544.75
Other Public Safety		Other Revenues, Revenue Sharing Tax Effort		Balance Outstanding Dec. 31, 1973	106,820.49
PUBLIC WORKS		Total		PRIOR YEARS TAXES OUTSTANDING	
Streets and Drainage	158,160.00	3,435,353.96		Balance January 1, 1973	135,719.11
Sewers and Sewage Processing		Prior Years Surplus Appropriated		Collected in 1973	106,474.38
Garbage and Trash Disposal	73,760.00	132,100.00		Cancelled, Abated or Adjusted 1973	2,515.63
Public Buildings and Grounds	29,525.00	3,567,453.96		Transfers to Tax Title Liens or Foreclosed	13,304.72
Other Public Works		CAPITAL OUTLAY TOTAL		Balance December 31, 1973	13,424.38
HEALTH and WELFARE		519,858.45		TAX TITLE LIENS OUTSTANDING	
Health Services Except Environmental	12,690.00	Public Enterprises		Balance January 1, 1973	50,690.33
Welfare-Public Assistance	1,500.00	Recreation—Culture		Transfers From Taxes	38,449.29
Hospitals, Clinics, First Aid		50,389.14		Redeemed in 1973	18,272.65
Animal, Insect, & Rodent Control		226,821.22		Cancelled, Abated or Adjusted (1973)	
Other Welfare Services		242,648.09		Transfers to Foreclosed Property	
RECREATION and CONSERVATION		CAPITAL DEBT AUTHORIZED, DECEMBER 31, 1973		Balance December 31, 1973	70,866.97
Beaches and Boardwalks		ISSUED AND UNISSUED GROSS DEBT NET DEBT		PROPERTY ACQUIRED BY DEED OR FORECLOSURE	
Parks, Playgrounds, Shade Trees	7,325.00	SCHOOL 2,491,644		Balance January 1, 1973	8,600.00
Land Reclamation & Conservation	450.00	Self-liquidating 1,454,300		Transfers From Taxes or Liens	
Other Recreational Services	37,400.00	Other 1,074,900		Sale for Cash (1973)	
EDUCATION (excluding schools)		Total 5,020,844		Cancelled, Abated or Adjusted (1973)	
Libraries	40,553.00	ISSUED AND OUTSTANDING		Balance December 31, 1973	8,600.00
Other Educational Services	500.00	SCHOOL 2,491,644.61		CURRENT FINANCES DECEMBER 31, 1973	
STATUTORY EXPENDITURES		Self-Liquidating 909,000.00		ASSETS	
Pensions & F. I. C. A.	46,600.00	Other 566,000.00		Cash Dec. 31, 1973	405,704.71
Employee Fringe Benefits	15,500.00	Total 3,966,644.61		Taxes Receivable	120,244.87
Other Statutory Expenditures		EQUALIZED VALUATION BASIS FOR NET DEBT COMPUTATION		Tax Title Liens	70,866.97
MUNICIPAL FUNCTIONS TOTAL	1,049,451.00	72,450,255.67		Foreclosed Property	8,600.00
CAPITAL IMPROVEMENTS *MEMO*	61,000.00	REAL PROPERTY VALUATIONS		Emergencies & Other Deferred Charges	2,600.00
DEBT SERVICE		Code Class # of Parcels % VAL'N ASSESSED VALUATION		State Aid Receivable	28,088.05
Principal Payments	38,000.00	1 Vacant Land 390 3.43 2,392,300.00		Other Receivables	3,327.47
Interest Payments	32,034.25	2 Residential 1774 69.36 48,315,050.00		Total	639,432.07
DEFERRED CHARGES	10,400.00	3 Farm 7,794,000.00		LIABILITIES, RESERVES, AND SURPLUS	
SCHOOL, COUNTY, SPECIAL DISTRICT TAXES	2,110,749.38	4a Commercial 128 11.19 1,026,800.00		Cash Liabilities	169,474.37
RESERVE FOR UNCOLLECTED TAXES	168,984.75	4b Industrial 9 1.47 10,126,100.00		Reserves for Receivables	203,039.31
EMERGENCY EMPLOYMENT ACT OF 1971	45,922.00	4c Apartments 14 14.54 69,654,250.00		Surplus Dec. 31, 1973	266,918.39
EXPENDITURES TOTAL	3,455,541.38	Total 2315 86.27		Total	639,432.07
		Land Area 2.26 Sq. Miles			
		Net Valuation Taxable-Municipal 70,340,528.00			
		Net Valuation Taxable-County 73,999,667.00			
		State Equalized Valuation 81,441,171.00			
		State Equalization Ratio			

1330

Population 1970 17,745  
 Population 1973 18,770  
 S & P Rating BBB  
 Moody Rating BAA

General Tax Rate Per \$100. 5.16  
 State Equalized Tax Rate 4.03

# MATAWAN TOWNSHIP — MONMOUTH COUNTY

Form of Government:

Council-Manager Plan E (OMCL50)

Number of Members on Governing Body 7

PER CAPITA:

Gross Debt 419.09  
 Net Debt 159.62  
 Debt Service 5.76  
 Total Tax Levy 350.71  
 Municipal Expenditures 120.11

PER CENT:

Gross Debt 5.55  
 Net Debt 2.12  
 Tax Levy Collected 95.15  
 Tax Levy Cancelled, Abated or Adjusted .02

EXPENDITURES		REVENUES-REALIZED		1973 PROPERTY TAX	
<b>GENERAL GOVERNMENT</b>				STATE EQUALIZED TAX RATE →	
Governing Body & Public Boards	450.00	1973 Property Taxes Collected		Local District School Taxes	
Municipal Clerk		1973 Payments in Lieu of Taxes		Regional & Consolidated School Tax 2.63	
Financial Administration	19,300.00	Delinquent Tax & Lien Collections		School Taxes in Municipal Budget	
Assessment of Taxes	47,000.00	Business Personalty Replacement Taxes		County Taxes .62	
Collection of Taxes	26,030.00	Taxes from Public Utilities		County Library Taxes	
Planning, Housing & Development	21,444.27	Other Miscellaneous Tax Revenues		Local Municipal Purpose Taxes .74	
Human Resources	17,900.00	State Aid Revenues		Veteran & Senior Citizen Taxes .05	
Elections	3,550.00	Federal Aid Revenues		Total Taxes for Rate Computation 4.04	
General Administration (other)	171,076.39	State and Local Fiscal Assistance Act Utilized		Special District Taxes	
<b>JUDICIARY</b>		Sale of Acquired Property		Bank Stock Taxes	
Municipal Courts	26,575.00	Other Miscellaneous Revenues		Added and Omitted Taxes	
<b>PUBLIC SAFETY</b>		Other Revenues, Revenue Sharing Tax Effort		Total Taxes Levied - ABSTRACT	
Fire Protection		Total		Total Taxes Billed	
Police Protection	527,343.25	Prior Years Surplus Appropriated		1973 TAXES COLLECTED	
Civil Defense & Disaster Control	275.00	REVENUES TOTAL		1973 Taxes Cancelled, Abated or Adjusted	
Environmental Inspection & Control	13,150.00	CAPITAL OUTLAY TOTAL		Transfer to Tax Title Liens or Foreclosed	
Other Public Safety				Balance Outstanding Dec. 31, 1973	
<b>PUBLIC WORKS</b>				PRIOR YEARS TAXES OUTSTANDING	
Streets and Drainage	433,180.00	Public Enterprises		Balance January 1, 1973	
Sewers and Sewage Processing		Recreation—Culture		Collected in 1973	
Garbage and Trash Disposal	113,000.00	Public Works		Cancelled, Abated or Adjusted 1973	
Public Buildings and Grounds	21,800.00	Buildings and Grounds		Transfers to Tax Title Liens or Foreclosed	
Other Public Works		Library and Education		Balance December 31, 1973	
<b>HEALTH and WELFARE</b>		Conservation		TAX TITLE LIENS OUTSTANDING	
Health Services Except Environmental	12,487.00	All Other		Balance January 1, 1973	
Welfare—Public Assistance	20,275.00	CAPITAL DEBT AUTHORIZED, DECEMBER 31, 1973		Transfers From Taxes	
Hospitals, Clinics, First Aid	3,000.00	ISSUED AND UNISSUED GROSS DEBT NET DEBT		Redeemed in 1973	
Animal, Insect, & Rodent Control		School 4,870,355		Cancelled, Abated or Adjusted (1973)	
Other Welfare Services		Self-liquidating 219,000		Transfers to Foreclosed Property	
<b>RECREATION and CONSERVATION</b>		Other 2,777,000		Balance December 31, 1973	
Beaches and Boardwalks		Total 7,866,355		PROPERTY ACQUIRED BY DEED OR FORECLOSURE	
Parks, Playgrounds, Shade Trees	2,950.00	ISSUED AND OUTSTANDING		Balance January 1, 1973	
Land Reclamation & Conservation	200.00	School 4,870,355.39		Transfers From Taxes or Liens	
Other Recreational Services	57,999.34	Self-Liquidating 219,000.00		Sale for Cash (1973)	
<b>EDUCATION (excluding schools)</b>		Other 1,113,000.00		Cancelled, Abated or Adjusted (1973)	
Libraries	84,148.60	Total 6,202,355.39		Balance December 31, 1973	
Other Educational Services		EQUALIZED VALUATION BASIS		CURRENT FINANCES DECEMBER 31, 1973	
<b>STATUTORY EXPENDITURES</b>		FOR NET DEBT COMPUTATION		ASSETS	
Pensions & F. I. C. A.	85,569.67	REAL PROPERTY VALUATIONS		Cash Dec. 31, 1973	
Employee Fringe Benefits		Code Class # of Parcels % VAL'N ASSESSED VALUATION		Taxes Receivable	
Other Statutory Expenditures		1 Vacant Land 945 3.18 3,912,800.00		Tax Title Liens	
<b>MUNICIPAL FUNCTIONS</b>		2 Residential 4089 79.84 98,189,265.00		Foreclosed Property	
<b>CAPITAL IMPROVEMENTS</b>		3 Farm 6 .09 106,400.00		Emergencies & Other Deferred Charges	
<b>DEBT SERVICE</b>		4a Commercial 97 6.39 7,862,200.00		State Aid Receivable	
Principal Payments	95,000.00	4b Industrial 11 6.06 7,448,500.00		Other Receivables	
Interest Payments	13,048.00	4c Apartments 8 4.44 5,460,700.00		Total	
<b>DEFERRED CHARGES</b>		Total 5156 122,979,865.00		LIABILITIES, RESERVES, AND SURPLUS	
SCHOOL, COUNTY, SPECIAL DISTRICT TAXES	12,635.90	Land Area 5.45 Sq. Miles		Cash Liabilities	
RESERVE FOR UNCOLLECTED TAXES	5,314,003.14	Net Valuation Taxable-Municipal		Reserves for Receivables	
EMERGENCY EMPLOYMENT ACT OF 1971	380,000.00	Net Valuation Taxable-County		Surplus Dec. 31, 1973	
<b>EXPENDITURES</b>		State Equalized Valuation		Total	
<b>TOTAL</b>	7,568,453.77	State Equalization Ratio			

0609

Population 1970 3,750  
 Population 1973 3,800  
 S & P Rating  
 Moody Rating

General Tax Rate Per \$100. 5.57  
 State Equalized Tax Rate 3.50

# MAURICE RIVER TOWNSHIP — CUMBERLAND COUNTY

Form of Government:  
 Township Committee  
 Number of Members on Governing Body 3

PER CAPITA:  
 Gross Debt 99.47  
 Net Debt 11.32  
 Debt Service 1.12  
 Total Tax Levy 199.70  
 Municipal Expenditures 120.08

PER CENT:  
 Gross Debt 1.96  
 Net Debt .22  
 Tax Levy Collected 81.25  
 Tax Levy Cancelled, Abated or Adjusted

EXPENDITURES		REVENUES-REALIZED		1973 PROPERTY TAX	
GENERAL GOVERNMENT		1973 Property Taxes Collected		STATE EQUALIZED TAX RATE	
Governing Body & Public Boards	6,500.00	616,606.63		Local District School Taxes 2.19	
Municipal Clerk	5,000.00	1973 Payments in Lieu of Taxes		Regional & Consolidated School Tax	
Financial Administration	9,350.00	158,298.01		School Taxes in Municipal Budget	
Assessment of Taxes	7,650.00	Delinquent Tax & Lien Collections		County Taxes 1.12	
Collection of Taxes	7,750.00	52,968.90		County Library Taxes	
Planning, Housing & Development	1,500.00	Business Personalty Replacement Taxes		Local Municipal Purpose Taxes .09	
Human Resources		Taxes from Public Utilities		Veteran & Senior Citizen Taxes .10	
Elections	1,200.00	Other Miscellaneous Tax Revenues		Total Taxes for Rate Computation 3.50	
General Administration (other)	37,300.00	State Aid Revenues		Special District Taxes	
JUDICIARY		Federal Aid Revenues		Bank Stock Taxes	
Municipal Courts	6,400.00	State and Local Fiscal Assistance Act Utilized		Added and Omitted Taxes	
PUBLIC SAFETY		Sale of Acquired Property		Total Taxes Levied - ABSTRACT	
Fire Protection	10,600.00	Other Miscellaneous Revenues		Total Taxes Billed	
Police Protection	4,100.00	Other Revenues, Revenue Sharing Tax Effort		1973 TAXES COLLECTED	
Civil Defense & Disaster Control	800.00	Prior Years Surplus Appropriated		1973 Taxes Cancelled, Abated or Adjusted	
Environmental Inspection & Control	2,200.00	REVENUES TOTAL		Transfer to Tax Title Liens or Foreclosed	
Other Public Safety		CAPITAL OUTLAY TOTAL		Balance Outstanding Dec. 31, 1973	
PUBLIC WORKS		5,152.00		PRIOR YEARS TAXES OUTSTANDING	
Streets and Drainage	112,650.00	Public Enterprises		Balance January 1, 1973	
Sewers and Sewage Processing		Recreation—Culture		Collected in 1973	
Garbage and Trash Disposal	14,945.00	Public Works		Cancelled, Abated or Adjusted 1973	
Public Buildings and Grounds	9,500.00	Buildings and Grounds		Transfers to Tax Title Liens or Foreclosed	
Other Public Works		Library and Education		Balance December 31, 1973	
HEALTH and WELFARE		Conservation		TAX TITLE LIENS OUTSTANDING	
Health Services Except Environmental	2,675.00	All Other		Balance January 1, 1973	
Welfare-Public Assistance	3,640.00	CAPITAL DEBT AUTHORIZED, DECEMBER 31, 1973		Transfers From Taxes	
Hospitals, Clinics, First Aid	500.00	ISSUED AND UNISSUED GROSS DEBT NET DEBT		Redeemed in 1973	
Animal, Insect, & Rodent Control	1,850.00	School 335,000		Cancelled, Abated or Adjusted (1973)	
Other Welfare Services		Self-liquidating 43,000		Transfers to Foreclosed Property	
RECREATION and CONSERVATION		Other 43,000		Balance December 31, 1973	
Beaches and Boardwalks	500.00	Total 378,000		PROPERTY ACQUIRED BY DEED OR	
Parks, Playgrounds, Shade Trees		ISSUED AND OUTSTANDING		FORECLOSURE	
Land Reclamation & Conservation	150.00	School 335,000.00		Balance January 1, 1973	
Other Recreational Services		Self-Liquidating 43,000.00		Transfers From Taxes or Liens	
EDUCATION (excluding schools)		Other 378,000.00		Sale for Cash (1973)	
Libraries	1,100.00	Total		Cancelled, Abated or Adjusted (1973)	
Other Educational Services		EQUALIZED VALUATION BASIS		Balance December 31, 1973	
STATUTORY EXPENDITURES		FOR NET DEBT COMPUTATION		CURRENT FINANCES DECEMBER 31, 1973	
Pensions & F. I. C. A.	10,969.00	REAL PROPERTY VALUATIONS		ASSETS	
Employee Fringe Benefits	5,500.00	Code Class # of Parcels % VAL'N		Cash Dec. 31, 1973	
Other Statutory Expenditures		ASSESSED VALUATION		Taxes Receivable	
MUNICIPAL FUNCTIONS TOTAL	264,329.00	1 Vacant Land 1587 24.15		Tax Title Liens	
CAPITAL IMPROVEMENTS *MEMO*	4,000.00	2 Residential 1239 59.79		Foreclosed Property	
DEBT SERVICE		3 Farm 32 3.74		Emergencies & Other Deferred Charges	
Principal Payments	3,000.00	4a Commercial 60 12.32		State Aid Receivable	
Interest Payments	1,260.40	4b Industrial		Other Receivables	
DEFERRED CHARGES	4,500.00	4c Apartments		Total	
SCHOOL, COUNTY, SPECIAL DISTRICT TAXES	734,751.99	Total 2918		LIABILITIES, RESERVES, AND SURPLUS	
RESERVE FOR UNCOLLECTED TAXES	168,406.21	Land Area 94.70 Sq. Miles		Cash Liabilities	
EMERGENCY EMPLOYMENT ACT OF 1971	14,820.68	Net Valuation Taxable-Municipal		Reserves for Receivables	
EXPENDITURES TOTAL	1,191,068.28	Net Valuation Taxable-County		Surplus Dec. 31, 1973	
		State Equalized Valuation		Total	
		State Equalization Ratio			

0234

Population 1970 11,100  
 Population 1973 11,160  
 S & P Rating  
 Moody Rating

General Tax Rate Per \$100. 4.19  
 State Equalized Tax Rate 2.95

**MAYWOOD BOROUGH — BERGEN COUNTY**  
**Form of Government:**  
**Borough Council**  
**Number of Members on Governing Body 6**

PER CAPITA:  
 Gross Debt 76.73  
 Net Debt 22.88  
 Debt Service 3.66  
 Total Tax Levy 348.04  
 Municipal Expenditures 150.77

PER CENT:  
 Gross Debt .70  
 Net Debt .21  
 Tax Levy Collected 99.02  
 Tax Levy Cancelled, Abated or Adjusted .29

EXPENDITURES		REVENUES-REALIZED		1973 PROPERTY TAX	
<b>GENERAL GOVERNMENT</b>				<b>STATE EQUALIZED TAX RATE</b>	
Governing Body & Public Boards		1973 Property Taxes Collected	3,850,870.93	Local District School Taxes 1.73	2,301,873.99
Municipal Clerk		1973 Payments in Lieu of Taxes	13,923.59	Regional & Consolidated School Tax	
Financial Administration	1,000.00	Delinquent Tax & Lien Collections	42,759.77	School Taxes in Municipal Budget	
Assessment of Taxes	13,925.00	Business Personalty Replacement Taxes	126,973.25	County Taxes .37	484,746.39
Collection of Taxes	24,952.50	Taxes from Public Utilities	163,192.42	County Library Taxes	
Planning, Housing & Development	5,860.00	Other Miscellaneous Tax Revenues		Local Municipal Purpose Taxes .80	1,063,904.33
Human Resources		State Aid Revenues	43,675.30	Veteran & Senior Citizen Taxes .05	68,820.00
Elections		Federal Aid Revenues	20,813.30	Total Taxes for Rate Computation 2.95	3,919,344.71
General Administration (other)	110,891.00	State and Local Fiscal Assistance Act Utilized	92,900.00	Special District Taxes	
<b>JUDICIARY</b>		Sale of Acquired Property		Bank Stock Taxes	3,292.85
Municipal Courts	14,400.00	Other Miscellaneous Revenues	156,469.31	Added and Omitted Taxes	30,269.32
<b>PUBLIC SAFETY</b>		Other Revenues, Revenue Sharing Tax Effort	22,033.34	Total Taxes Levied - ABSTRACT	3,884,086.88
Fire Protection	54,258.00	Total	4,533,611.21	Total Taxes Billed	3,888,994.69
Police Protection	398,863.30	Prior Years Surplus Appropriated	200,000.00	<b>1973 TAXES COLLECTED</b>	3,850,870.93
Civil Defense & Disaster Control	3,562.00	<b>REVENUES TOTAL</b>	4,733,611.21	1973 Taxes Cancelled, Abated or Adjusted	11,337.17
Environmental Inspection & Control	9,324.10	<b>CAPITAL OUTLAY TOTAL</b>	39,126.57	Transfer to Tax Title Liens or Foreclosed	251.40
Other Public Safety	1,100.00			Balance Outstanding Dec. 31, 1973	26,535.19
<b>PUBLIC WORKS</b>				<b>PRIOR YEARS TAXES OUTSTANDING</b>	
Streets and Drainage	187,435.52	Public Enterprises		Balance January 1, 1973	42,759.77
Sewers and Sewage Processing		Recreation—Culture		Collected in 1973	42,759.77
Garbage and Trash Disposal	86,300.00	Public Works	30,922.54	Cancelled, Abated or Adjusted 1973	
Public Buildings and Grounds	38,857.00	Buildings and Grounds	8,204.03	Transfers to Tax Title Liens or Foreclosed	
Other Public Works	30,170.00	Library and Education		Balance December 31, 1973	
<b>HEALTH and WELFARE</b>		Conservation		<b>TAX TITLE LIENS OUTSTANDING</b>	
Health Services Except Environmental	19,605.90	All Other		Balance January 1, 1973	1,802.17
Welfare-Public Assistance	2,900.00	<b>CAPITAL DEBT AUTHORIZED, DECEMBER 31, 1973</b>		Transfers From Taxes	251.40
Hospitals, Clinics, First Aid	3,795.00	<b>ISSUED AND UNISSUED GROSS DEBT NET DEBT</b>		Redeemed in 1973	
Animal, Insect, & Rodent Control		School 346,000		Cancelled, Abated or Adjusted (1973)	
Other Welfare Services		Self-liquidating 255,000		Transfers to Foreclosed Property	
<b>RECREATION and CONSERVATION</b>		Other 255,344	255,344	Balance December 31, 1973	2,053.57
Beaches and Boardwalks		Total 856,344	255,344	<b>PROPERTY ACQUIRED BY DEED OR FORECLOSURE</b>	
Parks, Playgrounds, Shade Trees	42,815.00	<b>ISSUED AND OUTSTANDING</b>		Balance January 1, 1973	14,820.00
Land Reclamation & Conservation		School 346,000.00		Transfers From Taxes or Liens	
Other Recreational Services	26,265.00	Self-Liquidating 255,000.00		Sale for Cash (1973)	
<b>EDUCATION (excluding schools)</b>		Other 240,000.00		Cancelled, Abated or Adjusted (1973)	
Libraries	62,297.00	Total 841,000.00		Balance December 31, 1973	14,820.00
Other Educational Services		<b>EQUALIZED VALUATION BASIS FOR NET DEBT COMPUTATION</b>	121,491,187.33	<b>CURRENT FINANCES DECEMBER 31, 1973</b>	
<b>STATUTORY EXPENDITURES</b>		<b>REAL PROPERTY VALUATIONS</b>		<b>ASSETS</b>	
Pensions & F. I. C. A.	75,358.31	Code Class # of Parcels % VAL'N		Cash Dec. 31, 1973	1,154,712.55
Employee Fringe Benefits	32,020.00	1 Vacant Land 105 .91	841,050.00	Taxes Receivable	26,535.19
Other Statutory Expenditures		2 Residential 2681 76.58	71,132,030.00	Tax Title Liens	2,053.57
<b>MUNICIPAL FUNCTIONS TOTAL</b>	1,245,954.63	3 Farm		Foreclosed Property	14,820.00
<b>CAPITAL IMPROVEMENTS *MEMO*</b>	125,953.00	4a Commercial 91 8.11	7,532,220.00	Emergencies & Other Deferred Charges	11,000.00
<b>DEBT SERVICE</b>		4b Industrial 25 8.59	7,977,270.00	State Aid Receivable	25,722.00
Principal Payments	30,000.00	4c Apartments 11 5.81	5,398,500.00	Other Receivables	23,677.16
Interest Payments	10,811.25	Total 2913	92,881,070.00	Total	1,258,520.47
<b>DEFERRED CHARGES</b>	237,624.86	Land Area 1.30 Sq. Miles		<b>LIABILITIES, RESERVES, AND SURPLUS</b>	
<b>SCHOOL, COUNTY, SPECIAL DISTRICT TAXES</b>	2,786,620.38	Net Valuation Taxable-Municipal	93,613,761.00	Cash Liabilities	717,561.28
<b>RESERVE FOR UNCOLLECTED TAXES</b>	134,473.00	Net Valuation Taxable-County	126,774,422.00	Reserves for Receivables	67,085.92
<b>EMERGENCY EMPLOYMENT ACT OF 1971</b>	23,735.00	State Equalized Valuation	132,386,620.00	Surplus Dec. 31, 1973	473,873.27
<b>EXPENDITURES TOTAL</b>	4,469,219.12	State Equalization Ratio	70.55	Total	1,258,520.47

PER CAPITA:	956.93	PER CENT:	9.18
Gross Debt	112.42	Gross Debt	1.08
Net Debt	12.18	Net Debt	90.14
Debt Service	437.39	Tax Levy Collected	
Total Tax Levy	167.45	Tax Levy Cancelled, Abated or Adjusted	.04
Municipal Expenditures			

374

0321

Population 1970 4,815  
 Population 1973 4,980  
 S & P Rating  
 Moody Rating

General Tax Rate Per \$100. 3.49  
 State Equalized Tax Rate 3.56

# MEDFORD LAKES BOROUGH — BURLINGTON COUNTY

Form of Government:  
 Council-Manager (1923)  
 Number of Members on Governing Body 3

PER CAPITA: 474.35  
 Gross Debt 62.05  
 Net Debt 5.25  
 Debt Service 366.63  
 Total Tax Levy 106.68  
 Municipal Expenditures

PER CENT: 5.24  
 Gross Debt .69  
 Net Debt 96.70  
 Tax Levy Collected  
 Tax Levy Cancelled, Abated or Adjusted .19

EXPENDITURES		REVENUES-REALIZED		1973 PROPERTY TAX	
<b>GENERAL GOVERNMENT</b>				STATE EQUALIZED TAX RATE — 1.42	
Governing Body & Public Boards		1973 Property Taxes Collected	1,767,106.97	Local District School Taxes	735,321.75
Municipal Clerk		1973 Payments in Lieu of Taxes		Regional & Consolidated School Tax	556,561.38
Financial Administration	3,340.00	Delinquent Tax & Lien Collections	48,781.28	School Taxes in Municipal Budget	
Assessment of Taxes	4,500.00	Business Personalty Replacement Taxes	4,759.80	County Taxes	.62 321,317.57
Collection of Taxes	1,125.00	Taxes from Public Utilities	60,304.67	County Library Taxes	.02 11,909.59
Planning, Housing & Development	1,400.00	Other Miscellaneous Tax Revenues		Local Municipal Purpose Taxes	.36 187,935.63
Human Resources		State Aid Revenues	38,359.45	Veteran & Senior Citizen Taxes	.05 27,210.00
Elections		Federal Aid Revenues		Total Taxes for Rate Computation	3.55 1,840,255.92
General Administration (other)	62,625.00	State and Local Fiscal Assistance Act Utilized	32,215.63	Special District Taxes	
<b>JUDICIARY</b>		Sale of Acquired Property		Bank Stock Taxes	359.32
Municipal Courts	5,600.00	Other Miscellaneous Revenues	130,742.99	Added and Omitted Taxes	12,400.02
<b>PUBLIC SAFETY</b>		Other Revenues, Revenue Sharing Tax Effort	11,026.11	Total Taxes Levied - ABSTRACT	1,825,805.26
Fire Protection	10,850.00	Total	2,093,296.90	Total Taxes Billed	1,827,414.92
Police Protection	104,750.00	Prior Years Surplus Appropriated	85,900.00	1973 TAXES COLLECTED	1,767,106.97
Civil Defense & Disaster Control	300.00	REVENUES TOTAL	2,179,196.90	1973 Taxes Cancelled, Abated or Adjusted	3,396.23
Environmental Inspection & Control	3,200.00	CAPITAL OUTLAY TOTAL	2,194.95	Transfer to Tax Title Liens or Foreclosed	2,728.04
Other Public Safety				Balance Outstanding Dec. 31, 1973	54,183.68
<b>PUBLIC WORKS</b>				<b>PRIOR YEARS TAXES OUTSTANDING</b>	
Streets and Drainage	104,806.88	Public Enterprises		Balance January 1, 1973	51,339.89
Sewers and Sewage Processing	36,100.00	Recreation—Culture		Collected in 1973	48,780.14
Garbage and Trash Disposal	42,400.00	Public Works	50.00	Cancelled, Abated or Adjusted 1973	
Public Buildings and Grounds	7,000.00	Buildings and Grounds	2,144.95	Transfers to Tax Title Liens or Foreclosed	2,559.75
Other Public Works		Library and Education		Balance December 31, 1973	
<b>HEALTH and WELFARE</b>		Conservation		<b>TAX TITLE LIENS OUTSTANDING</b>	
Health Services Except Environmental	500.00	All Other		Balance January 1, 1973	
Welfare-Public Assistance	585.00			Transfers From Taxes	5,737.52
Hospitals, Clinics, First Aid				Redeemed in 1973	1.14
Animal, Insect, & Rodent Control				Cancelled, Abated or Adjusted (1973)	
Other Welfare Services				Transfers to Foreclosed Property	
<b>RECREATION and CONSERVATION</b>				Balance December 31, 1973	5,736.38
Beaches and Boardwalks				<b>PROPERTY ACQUIRED BY DEED OR FORECLOSURE</b>	
Parks, Playgrounds, Shade Trees				Balance January 1, 1973	
Land Reclamation & Conservation				Transfers From Taxes or Liens	
Other Recreational Services				Sale for Cash (1973)	
<b>EDUCATION (excluding schools)</b>				Cancelled, Abated or Adjusted (1973)	
Libraries				Balance December 31, 1973	
Other Educational Services				<b>CURRENT FINANCES DECEMBER 31, 1973</b>	
<b>STATUTORY EXPENDITURES</b>				<b>ASSETS</b>	
Pensions & F. I. C. A.	21,924.00			Cash Dec. 31, 1973	735,367.68
Employee Fringe Benefits	7,500.00			Taxes Receivable	54,183.68
Other Statutory Expenditures				Tax Title Liens	5,736.38
<b>MUNICIPAL FUNCTIONS</b>				Foreclosed Property	
CAPITAL IMPROVEMENTS *MEMO*	42,222.22			Emergencies & Other Deferred Charges	11,611.11
<b>DEBT SERVICE</b>				State Aid Receivable	20,000.00
Principal Payments	21,000.00			Other Receivables	5,690.87
Interest Payments	5,137.60			Total	832,589.72
<b>DEFERRED CHARGES</b>				<b>LIABILITIES, RESERVES, AND SURPLUS</b>	
SCHOOL, COUNTY, SPECIAL DISTRICT TAXES	3,774.44			Cash Liabilities	648,979.66
RESERVE FOR UNCOLLECTED TAXES	1,625,110.29			Reserves for Receivables	65,610.93
EMERGENCY EMPLOYMENT ACT OF 1971	82,850.22			Surplus Dec. 31, 1973	117,999.13
<b>EXPENDITURES TOTAL</b>	2,156,378.43			Total	832,589.72

1418

Population 1970 3,750  
 Population 1973 4,035  
 S & P Rating A  
 Moody Rating A

General Tax Rate Per \$100. 4.22  
 State Equalized Tax Rate 3.26

**MENDHAM BOROUGH — MORRIS COUNTY**  
**Form of Government:**  
**Borough Council**  
**Number of Members on Governing Body 6**

**PER CAPITA:**  
 Gross Debt 1,164.30  
 Net Debt 483.45  
 Debt Service 15.97  
 Total Tax Levy 564.16  
 Municipal Expenditures 188.87

**PER CENT:**  
 Gross Debt 8.61  
 Net Debt 3.57  
 Tax Levy Collected 95.56  
 Tax Levy Cancelled, Abated or Adjusted .26

EXPENDITURES		REVENUES-REALIZED		1973 PROPERTY TAX	
<b>GENERAL GOVERNMENT</b>		<b>1973 Property Taxes Collected</b>		<b>STATE EQUALIZED TAX RATE</b>	
Governing Body & Public Boards			2,179,148.37	Local District School Taxes	1.46 965,863.75
Municipal Clerk				Regional & Consolidated School Tax	.95 627,721.81
Financial Administration	6,695.00	1973 Payments in Lieu of Taxes		School Taxes in Municipal Budget	
Assessment of Taxes	7,450.00	Delinquent Tax & Lien Collections	108,942.62	County Taxes	.37 247,530.82
Collection of Taxes	6,166.00	Business Personalty Replacement Taxes	33,206.41	County Library Taxes	.02 15,067.29
Planning, Housing & Development	16,000.00	Taxes from Public Utilities	95,337.37	Local Municipal Purpose Taxes	.45 296,350.50
Human Resources		Other Miscellaneous Tax Revenues		Veteran & Senior Citizen Taxes	.02 14,200.00
Elections		State Aid Revenues	15,634.05	Total Taxes for Rate Computation	3.27 2,166,734.17
General Administration (other)	79,615.50	Federal Aid Revenues		Special District Taxes	
<b>JUDICIARY</b>		State and Local Fiscal Assistance Act Utilized	35,325.50	Bank Stock Taxes	
Municipal Courts	12,032.00	Sale of Acquired Property		Added and Omitted Taxes	
<b>PUBLIC SAFETY</b>		Other Miscellaneous Revenues	41,714.65	Total Taxes Levied - ABSTRACT	2,276,391.03
Fire Protection	17,360.00	Other Revenues, Revenue Sharing Tax Effort	11,722.47	Total Taxes Billed	2,280,387.68
Police Protection	161,415.00	Total	2,521,031.44	1973 TAXES COLLECTED	2,179,148.37
Civil Defense & Disaster Control	4,050.00	Prior Years Surplus Appropriated	237,000.00	1973 Taxes Cancelled, Abated or Adjusted	5,862.10
Environmental Inspection & Control	3,725.00	<b>REVENUES TOTAL</b>	2,758,031.44	Transfer to Tax Title Liens or Foreclosed	1,565.62
Other Public Safety		<b>CAPITAL OUTLAY TOTAL</b>	139,295.28	Balance Outstanding Dec. 31, 1973	93,811.59
<b>PUBLIC WORKS</b>				<b>PRIOR YEARS TAXES OUTSTANDING</b>	
Streets and Drainage	126,068.00	Public Enterprises	45,324.41	Balance January 1, 1973	113,453.80
Sewers and Sewage Processing		Recreation—Culture	2,840.30	Collected in 1973	106,373.89
Garbage and Trash Disposal		Public Works	17,555.90	Cancelled, Abated or Adjusted 1973	4,181.16
Public Buildings and Grounds	26,775.00	Buildings and Grounds	73,574.67	Transfers to Tax Title Liens or Foreclosed	1,219.05
Other Public Works		Library and Education		Balance December 31, 1973	1,679.70
<b>HEALTH and WELFARE</b>		Conservation		<b>TAX TITLE LIENS OUTSTANDING</b>	
Health Services Except Environmental	7,551.00	All Other		Balance January 1, 1973	3,028.86
Welfare-Public Assistance	100.00	<b>CAPITAL DEBT AUTHORIZED, DECEMBER 31, 1973</b>		Transfers From Taxes	2,934.91
Hospitals, Clinics, First Aid		<b>ISSUED AND UNISSUED GROSS DEBT NET DEBT</b>		Redeemed in 1973	2,568.73
Animal, Insect, & Rodent Control		School	2,536,367	Cancelled, Abated or Adjusted (1973)	
Other Welfare Services		Self-liquidating	1,419,000	Transfers to Foreclosed Property	
<b>RECREATION and CONSERVATION</b>		Other	742,600	Balance December 31, 1973	3,395.04
Beaches and Boardwalks		Total	4,697,967	<b>PROPERTY ACQUIRED BY DEED OR FORECLOSURE</b>	
Parks, Playgrounds, Shade Trees	31,185.00	<b>ISSUED AND OUTSTANDING</b>		Balance January 1, 1973	2,425.00
Land Reclamation & Conservation	1,800.00	School	2,536,367.63	Transfers From Taxes or Liens	
Other Recreational Services		Self-liquidating	1,419,000.00	Sale for Cash (1973)	
<b>EDUCATION (excluding schools)</b>		Other	690,350.00	Cancelled, Abated or Adjusted (1973)	
Libraries	3,000.00	Total	4,645,717.63	Balance December 31, 1973	2,425.00
Other Educational Services		<b>EQUALIZED VALUATION BASIS</b>		<b>CURRENT FINANCES DECEMBER 31, 1973</b>	
<b>STATUTORY EXPENDITURES</b>		<b>FOR NET DEBT COMPUTATION</b>	54,576,145.67	<b>ASSETS</b>	
Pensions & F. I. C. A.	29,400.00	<b>REAL PROPERTY VALUATIONS</b>		Cash Dec. 31, 1973	309,234.95
Employee Fringe Benefits	10,400.00	Code Class # of Parcels % VAL'N		Taxes Receivable	55,491.29
Other Statutory Expenditures		1 Vacant Land 187 5.83	2,951,700.00	Tax Title Liens	3,395.04
<b>MUNICIPAL FUNCTIONS TOTAL</b>	551,187.50	2 Residential 933 79.29	40,136,850.00	Foreclosed Property	2,425.00
<b>CAPITAL IMPROVEMENTS *MEMO*</b>	93,200.00	3 Farm 38 4.99	2,526,600.00	Emergencies & Other Deferred Charges	12,380.00
<b>DEBT SERVICE</b>		4a Commercial 43 9.26	4,689,600.00	State Aid Receivable	26,053.39
Principal Payments	42,000.00	4b Industrial		Other Receivables	157.70
Interest Payments	22,450.00	4c Apartments 5 .62	313,000.00	Total	449,137.37
<b>DEFERRED CHARGES</b>	19,810.00	Total 1206	50,617,750.00	<b>LIABILITIES, RESERVES, AND SURPLUS</b>	
<b>SCHOOL, COUNTY, SPECIAL DISTRICT TAXES</b>	1,856,183.67	Land Area 6.00 Sq. Miles		Cash Liabilities	105,012.65
<b>RESERVE FOR UNCOLLECTED TAXES</b>	126,638.50	Net Valuation Taxable-Municipal	51,442,721.00	Reserves for Receivables	101,469.03
<b>EMERGENCY EMPLOYMENT ACT OF 1971</b>		Net Valuation Taxable-County	59,544,082.00	Surplus Dec. 31, 1973	242,655.69
<b>EXPENDITURES TOTAL</b>	2,618,269.67	State Equalized Valuation	65,944,938.00	Total	449,137.37
		State Equalization Ratio	77.73		

1419

Population 1970 3,720  
 Population 1973 3,970  
 S & P Rating A  
 Moody Rating A

General Tax Rate Per \$100. 4.73  
 State Equalized Tax Rate 3.14

## MENDHAM TOWNSHIP — MORRIS COUNTY

Form of Government:

Township Committee

Number of Members on Governing Body 5

PER CAPITA:

Gross Debt 1,153.64  
 Net Debt 319.65  
 Debt Service 18.03  
 Total Tax Levy 734.49  
 Municipal Expenditures 255.99

PER CENT:

Gross Debt 6.23  
 Net Debt 1.72  
 Tax Levy Collected 97.26  
 Tax Levy Cancelled, Abated or Adjusted .17

EXPENDITURES		REVENUES-REALIZED		1973 PROPERTY TAX	
<b>GENERAL GOVERNMENT</b>				<b>STATE EQUALIZED TAX RATE — 1.30</b>	
Governing Body & Public Boards		1973 Property Taxes Collected	2,836,123.71	Local District School Taxes	1,153,943.00
Municipal Clerk		1973 Payments in Lieu of Taxes		Regional & Consolidated School Tax	696,869.21
Financial Administration	5,425.00	Delinquent Tax & Lien Collections	76,026.81	School Taxes in Municipal Budget	
Assessment of Taxes	7,150.00	Business Personalty Replacement Taxes	6,357.71	County Taxes	343,032.98
Collection of Taxes	17,055.00	Taxes from Public Utilities	93,456.57	County Library Taxes	20,920.30
Planning, Housing & Development	7,950.00	Other Miscellaneous Tax Revenues		Local Municipal Purpose Taxes	566,300.53
Human Resources		State Aid Revenues	17,854.42	Veteran & Senior Citizen Taxes	15,290.00
Elections		Federal Aid Revenues		Total Taxes for Rate Computation	2,796,356.02
General Administration (other)	111,505.00	State and Local Fiscal Assistance Act Utilized	20,718.50	Special District Taxes	
<b>JUDICIARY</b>		Sale of Acquired Property		Bank Stock Taxes	542.31
Municipal Courts	8,220.00	Other Miscellaneous Revenues	66,543.08	Added and Omitted Taxes	134,325.35
<b>PUBLIC SAFETY</b>		Other Revenues, Revenue Sharing Tax Effort	28,093.15	Total Taxes Levied - ABSTRACT	2,915,933.68
Fire Protection	23,467.00	Total	3,145,173.95	Total Taxes Billed	2,916,014.30
Police Protection	167,763.00	Prior Years Surplus Appropriated	283,000.00	1973 TAXES COLLECTED	2,836,123.71
Civil Defense & Disaster Control	1,276.00	REVENUES TOTAL	3,428,173.95	1973 Taxes Cancelled, Abated or Adjusted	5,008.97
Environmental Inspection & Control	10,100.00			Transfer to Tax Title Liens or Foreclosed	5,080.02
Other Public Safety		CAPITAL OUTLAY TOTAL	138,198.00	Balance Outstanding Dec. 31, 1973	69,801.60
<b>PUBLIC WORKS</b>				<b>PRIOR YEARS TAXES OUTSTANDING</b>	
Streets and Drainage	234,629.00	Public Enterprises		Balance January 1, 1973	80,704.30
Sewers and Sewage Processing		Recreation—Culture		Collected in 1973	76,026.81
Garbage and Trash Disposal	4,485.00	Public Works	39,381.33	Cancelled, Abated or Adjusted 1973	93.45
Public Buildings and Grounds	13,713.00	Buildings and Grounds	98,816.67	Transfers to Tax Title Liens or Foreclosed	3,508.80
Other Public Works		Library and Education		Balance December 31, 1973	1,075.24
<b>HEALTH and WELFARE</b>		Conservation		<b>TAX TITLE LIENS OUTSTANDING</b>	
Health Services Except Environmental	9,125.00	All Other		Balance January 1, 1973	8,685.65
Welfare-Public Assistance	600.00			Transfers From Taxes	9,083.17
Hospitals, Clinics, First Aid	450.00	CAPITAL DEBT AUTHORIZED, DECEMBER 31, 1973		Redeemed in 1973	
Animal, Insect, & Rodent Control		ISSUED AND UNISSUED GROSS DEBT		Cancelled, Abated or Adjusted (1973)	
Other Welfare Services		School	3,310,968	Transfers to Foreclosed Property	
<b>RECREATION and CONSERVATION</b>		Self-liquidating		Balance December 31, 1973	17,768.82
Beaches and Boardwalks		Other	1,269,000	<b>PROPERTY ACQUIRED BY DEED OR FORECLOSURE</b>	
Parks, Playgrounds, Shade Trees	18,794.00	Total	4,579,968	Balance January 1, 1973	
Land Reclamation & Conservation	6,575.00			Transfers From Taxes or Liens	
Other Recreational Services	1,600.00	ISSUED AND OUTSTANDING		Sale for Cash (1973)	
<b>EDUCATION (excluding schools)</b>		School	3,310,968.58	Cancelled, Abated or Adjusted (1973)	
Libraries	18,600.00	Self-Liquidating		Balance December 31, 1973	
Other Educational Services	100.00	Other	1,189,000.00	<b>CURRENT FINANCES DECEMBER 31, 1973</b>	
<b>STATUTORY EXPENDITURES</b>		Total	4,499,968.58	ASSETS	
Pensions & F. I. C. A.	30,520.55	EQUALIZED VALUATION BASIS		Cash Dec. 31, 1973	805,886.05
Employee Fringe Benefits	9,500.00	FOR NET DEBT COMPUTATION	73,571,490.33	Taxes Receivable	70,876.84
Other Statutory Expenditures		REAL PROPERTY VALUATIONS		Tax Title Liens	17,768.82
<b>MUNICIPAL FUNCTIONS</b>		Code Class # of Parcels % VAL'N		Foreclosed Property	
CAPITAL IMPROVEMENTS *MEMO*	160,148.50	1 Vacant Land 360 11.18	6,514,500.00	Emergencies & Other Deferred Charges	1,485.00
<b>DEBT SERVICE</b>		2 Residential 1052 82.69	48,172,000.00	State Aid Receivable	15,030.00
Principal Payments	20,000.00	3 Farm 62 4.56	2,652,500.00	Other Receivables	2,654.14
Interest Payments	51,562.48	4a Commercial 16 1.57	914,000.00	Total	913,700.85
<b>DEFERRED CHARGES</b>		4b Industrial		<b>LIABILITIES, RESERVES, AND SURPLUS</b>	
SCHOOL, COUNTY, SPECIAL DISTRICT TAXES	2,214,765.49	4c Apartments		Cash Liabilities	237,265.18
RESERVE FOR UNCOLLECTED TAXES	236,103.23	Total 1490	58,253,000.00	Reserves for Receivables	91,299.80
EMERGENCY EMPLOYMENT ACT OF 1971		Land Area 17.60 Sq. Miles		Surplus Dec. 31, 1973	585,135.87
<b>EXPENDITURES TOTAL</b>	3,231,033.75	Net Valuation Taxable-Municipal	59,121,282.00	Total	913,700.85
		Net Valuation Taxable-County	81,782,735.00		
		State Equalized Valuation	88,348,384.00		
		State Equalization Ratio	66.59		

0424

Population 1970 4,430  
 Population 1973 4,385  
 S & P Rating  
 Moody Rating

General Tax Rate Per \$100. 3.93  
 State Equalized Tax Rate 3.62

**MERCHANTVILLE BOROUGH — CAMDEN CO.**  
**Form of Government:**  
**Borough Council**  
**Number of Members on Governing Body 6**

PER CAPITA:  
 Gross Debt 74.17  
 Net Debt 35.85  
 Debt Service 1.18  
 Total Tax Levy 300.60  
 Municipal Expenditures 138.08

PER CENT:  
 Gross Debt 1.10  
 Net Debt .53  
 Tax Levy Collected 98.51  
 Tax Levy Cancelled, Abated or Adjusted .18

EXPENDITURES		REVENUES-REALIZED		1973 PROPERTY TAX	
<b>GENERAL GOVERNMENT</b>				<b>STATE EQUALIZED TAX RATE</b> — 3.62	
Governing Body & Public Boards		1973 Property Taxes Collected	1,299,668.17	Local District School Taxes	1.82 670,419.56
Municipal Clerk		1973 Payments in Lieu of Taxes		Regional & Consolidated School Tax	
Financial Administration	7,500.00	Delinquent Tax & Lien Collections	21,788.82	School Taxes in Municipal Budget	
Assessment of Taxes	3,455.00	Business Personalty Replacement Taxes	20,651.16	County Taxes	.93 342,372.82
Collection of Taxes	3,945.00	Taxes from Public Utilities	107,226.90	County Library Taxes	.03 10,369.42
Planning, Housing & Development	1,100.00	Other Miscellaneous Tax Revenues		Local Municipal Purpose Taxes	.77 283,765.13
Human Resources		State Aid Revenues	29,113.13	Veteran & Senior Citizen Taxes	.08 27,900.00
Elections	1,200.00	Federal Aid Revenues		Total Taxes for Rate Computation	3.63 1,334,826.93
General Administration (other)	62,475.00	State and Local Fiscal Assistance Act Utilized	36,454.25	Special District Taxes	
<b>JUDICIARY</b>		Sale of Acquired Property		Bank Stock Taxes	
Municipal Courts	2,345.00	Other Miscellaneous Revenues	73,723.48	Added and Omitted Taxes	1,964.03
<b>PUBLIC SAFETY</b>		Other Revenues, Revenue Sharing Tax Effort	10,847.29	Total Taxes Levied - ABSTRACT	1,318,125.83
Fire Protection	25,170.00	Total	1,599,473.20	Total Taxes Billed	1,319,345.26
Police Protection	161,536.00	Prior Years Surplus Appropriated	90,000.00	1973 TAXES COLLECTED	1,299,668.17
Civil Defense & Disaster Control	95.00	REVENUES TOTAL	1,689,473.20	1973 Taxes Cancelled, Abated or Adjusted	2,322.94
Environmental Inspection & Control	1,250.00	CAPITAL OUTLAY TOTAL	59,048.40	Transfer to Tax Title Liens or Foreclosed	342.02
Other Public Safety		Public Enterprises		Balance Outstanding Dec. 31, 1973	17,012.13
<b>PUBLIC WORKS</b>		Recreation—Culture	25,028.05	<b>PRIOR YEARS TAXES OUTSTANDING</b>	
Streets and Drainage	60,940.00	Public Works	44,020.35	Balance January 1, 1973	22,104.44
Sewers and Sewage Processing	60,371.00	Buildings and Grounds		Collected in 1973	21,788.82
Garbage and Trash Disposal	47,540.00	Library and Education		Cancelled, Abated or Adjusted 1973	
Public Buildings and Grounds	21,780.00	Conservation		Transfers to Tax Title Liens or Foreclosed	315.62
Other Public Works		All Other		Balance December 31, 1973	
<b>HEALTH and WELFARE</b>		CAPITAL DEBT AUTHORIZED, DECEMBER 31, 1973		<b>TAX TITLE LIENS OUTSTANDING</b>	
Health Services Except Environmental	2,200.00	ISSUED AND UNISSUED		Balance January 1, 1973	
Welfare-Public Assistance	500.00	School		Transfers From Taxes	
Hospitals, Clinics, First Aid		Self-liquidating	168,025	Redeemed in 1973	
Animal, Insect, & Rodent Control		Other	157,204	Cancelled, Abated or Adjusted (1973)	
Other Welfare Services		Total	325,229	Transfers to Foreclosed Property	
<b>RECREATION and CONSERVATION</b>		ISSUED AND OUTSTANDING		Balance December 31, 1973	756.28
Beaches and Boardwalks		School		<b>PROPERTY ACQUIRED BY DEED OR</b>	
Parks, Playgrounds, Shade Trees	24,154.00	Self-Liquidating	168,025.80	<b>FORECLOSURE</b>	
Land Reclamation & Conservation		Other	6,000.00	Balance January 1, 1973	350.00
Other Recreational Services	9,600.00	Total	174,025.80	Transfers From Taxes or Liens	
<b>EDUCATION (excluding schools)</b>		EQUALIZED VALUATION BASIS		Sale for Cash (1973)	
Libraries		FOR NET DEBT COMPUTATION	29,678,498.67	Cancelled, Abated or Adjusted (1973)	
Other Educational Services		REAL PROPERTY VALUATIONS		Balance December 31, 1973	350.00
<b>STATUTORY EXPENDITURES</b>		Code Class # of Parcels % VAL'N	ASSESSED VALUATION	<b>CURRENT FINANCES DECEMBER 31, 1973</b>	
Pensions & F. I. C. A.	37,115.00	1 Vacant Land 83 1.63	486,350.00	<b>ASSETS</b>	
Employee Fringe Benefits	9,500.00	2 Residential 974 74.56	22,203,300.00	Cash Dec. 31, 1973	215,135.51
Other Statutory Expenditures		3 Farm		Taxes Receivable	17,012.13
<b>MUNICIPAL FUNCTIONS</b>		4a Commercial 86 13.72	4,086,800.00	Tax Title Liens	756.28
<b>CAPITAL IMPROVEMENTS</b>		4b Industrial		Foreclosed Property	350.00
<b>DEBT SERVICE</b>		4c Apartments 19 10.09	3,004,300.00	Emergencies & Other Deferred Charges	5,000.00
Principal Payments	5,000.00	Total 1162	29,780,750.00	State Aid Receivable	22,909.60
Interest Payments	191.25	Land Area .61 Sq. Miles		Other Receivables	21,568.23
<b>DEFERRED CHARGES</b>		Net Valuation Taxable-Municipal	33,562,645.00	Total	282,731.75
SCHOOL, COUNTY, SPECIAL DISTRICT TAXES	1,023,161.80	Net Valuation Taxable-County	34,240,350.00	<b>LIABILITIES, RESERVES, AND SURPLUS</b>	
RESERVE FOR UNCOLLECTED TAXES	46,006.15	State Equalized Valuation	36,450,509.00	Cash Liabilities	98,358.43
EMERGENCY EMPLOYMENT ACT OF 1971		State Equalization Ratio	91.17	Reserves for Receivables	39,686.64
<b>EXPENDITURES TOTAL</b>	1,628,661.80			Surplus Dec. 31, 1973	144,686.68
				Total	282,731.75

1210

Population 1970 16,070  
 Population 1973 16,225  
 S & P Rating A  
 Moody Rating A

General Tax Rate Per \$100. 3.44  
 State Equalized Tax Rate 3.64

**METUCHEN BOROUGH — MIDDLESEX COUNTY**  
 Form of Government:  
 Borough Council  
 Number of Members on Governing Body 6

PER CAPITA: 382.95  
 Gross Debt 237.82  
 Net Debt 24.49  
 Debt Service 407.17  
 Total Tax Levy 161.44  
 Municipal Expenditures

PER CENT: 3.95  
 Gross Debt 2.45  
 Net Debt 97.61  
 Tax Levy Collected  
 Tax Levy Cancelled, Abated or Adjusted .88

EXPENDITURES		REVENUES-REALIZED		1973 PROPERTY TAX	
<b>GENERAL GOVERNMENT</b>				<b>STATE EQUALIZED TAX RATE</b> → 2.20	
Governing Body & Public Boards		1973 Property Taxes Collected	6,448,782.21	Local District School Taxes	4,036,737.75
Municipal Clerk		1973 Payments in Lieu of Taxes	2,525.20	Regional & Consolidated School Tax	
Financial Administration	4,800.00	Delinquent Tax & Lien Collections	132,967.78	School Taxes in Municipal Budget	
Assessment of Taxes	10,425.00	Business Personalty Replacement Taxes	242,145.87	County Taxes	963,802.26
Collection of Taxes	30,335.00	Taxes from Public Utilities	318,392.47	County Library Taxes	.53
Planning, Housing & Development	20,400.00	Other Miscellaneous Tax Revenues		Local Municipal Purpose Taxes	1,573,420.01
Human Resources	4,200.00	State Aid Revenues	88,047.45	Veteran & Senior Citizen Taxes	.86
Elections	3,400.00	Federal Aid Revenues		Total Taxes for Rate Computation	.05
General Administration (other)	198,842.00	State and Local Fiscal Assistance Act Utilized	80,910.00	Special District Taxes	3.64
<b>JUDICIARY</b>		Sale of Acquired Property	78,845.12	Bank Stock Taxes	12,544.54
Municipal Courts	23,270.00	Other Miscellaneous Revenues	41,928.93	Added and Omitted Taxes	19,892.91
<b>PUBLIC SAFETY</b>		Other Revenues, Revenue Sharing Tax Effort	7,434,545.03	Total Taxes Levied - ABSTRACT	6,606,397.47
Fire Protection	92,671.00	Total	7,434,545.03	Total Taxes Billed	6,606,397.47
Police Protection	605,455.00	Prior Years Surplus Appropriated	165,253.14	1973 TAXES COLLECTED	6,448,782.21
Civil Defense & Disaster Control	4,100.00	REVENUES TOTAL	7,599,798.17	1973 Taxes Cancelled, Abated or Adjusted	58,120.00
Environmental Inspection & Control	4,750.00	<b>CAPITAL OUTLAY TOTAL</b>		Transfer to Tax Title Liens or Foreclosed	
Other Public Safety		593,889.48		Balance Outstanding Dec. 31, 1973	99,495.26
<b>PUBLIC WORKS</b>				<b>PRIOR YEARS TAXES OUTSTANDING</b>	
Streets and Drainage	194,580.00	Public Enterprises		Balance January 1, 1973	137,325.31
Sewers and Sewage Processing	172,839.00	Recreation—Culture	114,241.33	Collected in 1973	126,505.00
Garbage and Trash Disposal	221,860.00	Public Works	442,374.77	Cancelled, Abated or Adjusted 1973	
Public Buildings and Grounds	59,155.00	Buildings and Grounds	24,885.92	Transfers to Tax Title Liens or Foreclosed	
Other Public Works		Library and Education	12,387.46	Balance December 31, 1973	10,820.31
<b>HEALTH and WELFARE</b>		Conservation		TAX TITLE LIENS OUTSTANDING	
Health Services Except Environmental	22,545.00	All Other		Balance January 1, 1973	14,811.15
Welfare-Public Assistance	6,820.00	<b>CAPITAL DEBT AUTHORIZED, DECEMBER 31, 1973</b>		Transfers From Taxes	
Hospitals, Clinics, First Aid	5,000.00			Redeemed in 1973	6,462.78
Animal, Insect, & Rodent Control				Cancelled, Abated or Adjusted (1973)	
Other Welfare Services				Transfers to Foreclosed Property	
<b>RECREATION and CONSERVATION</b>				Balance December 31, 1973	8,348.37
Beaches and Boardwalks				PROPERTY ACQUIRED BY DEED OR	
Parks, Playgrounds, Shade Trees	53,090.00			FORECLOSURE	
Land Reclamation & Conservation				Balance January 1, 1973	26,855.00
Other Recreational Services	44,740.00			Transfers From Taxes or Liens	
<b>EDUCATION (excluding schools)</b>				Sale for Cash (1973)	
Libraries	90,295.00			Cancelled, Abated or Adjusted (1973)	
Other Educational Services				Balance December 31, 1973	26,855.00
<b>STATUTORY EXPENDITURES</b>				<b>CURRENT FINANCES DECEMBER 31, 1973</b>	
Pensions & F. I. C. A.	130,010.00			<b>ASSETS</b>	
Employee Fringe Benefits				Cash Dec. 31, 1973	685,856.25
Other Statutory Expenditures				Taxes Receivable	110,315.57
<b>MUNICIPAL FUNCTIONS</b>				Tax Title Liens	8,348.37
CAPITAL IMPROVEMENTS	28,000.00			Foreclosed Property	26,855.00
<b>DEBT SERVICE</b>				Emergencies & Other Deferred Charges	71,000.00
Principal Payments	240,000.00			State Aid Receivable	
Interest Payments	157,298.00			Other Receivables	8,497.15
<b>DEFERRED CHARGES</b>				Total	910,872.34
SCHOOL, COUNTY, SPECIAL DISTRICT TAXES	5,000,540.01			<b>LIABILITIES, RESERVES, AND SURPLUS</b>	
RESERVE FOR UNCOLLECTED TAXES	202,000.00			Cash Liabilities	258,360.87
EMERGENCY EMPLOYMENT ACT OF 1971				Reserves for Receivables	154,016.09
EXPENDITURES TOTAL	7,619,955.87			Surplus Dec. 31, 1973	498,795.38
				Total	910,872.34

0506

Population 1970 8,795  
 Population 1973 9,320  
 S & P Rating  
 Moody Rating

General Tax Rate Per \$100. 6.17  
 State Equalized Tax Rate 2.88

## MIDDLE TOWNSHIP — CAPE MAY COUNTY

Form of Government:

Township Committee

Number of Members on Governing Body 3

PER CAPITA:  
 Gross Debt 371.24  
 Net Debt 10.99  
 Debt Service 317.55  
 Total Tax Levy 126.31  
 Municipal Expenditures

PER CENT:  
 Gross Debt 4.51  
 Net Debt .13  
 Tax Levy Collected 91.94  
 Tax Levy Cancelled, Abated or Adjusted .12

EXPENDITURES		REVENUES-REALIZED		1973 PROPERTY TAX	
GENERAL GOVERNMENT				STATE EQUALIZED TAX RATE 2.28	
Governing Body & Public Boards		1973 Property Taxes Collected	2,719,605.90	Local District School Taxes	2,290,004.25
Municipal Clerk		1973 Payments in Lieu of Taxes		Regional & Consolidated School Tax	
Financial Administration	13,000.00	Delinquent Tax & Lien Collections	171,336.71	School Taxes in Municipal Budget	
Assessment of Taxes	100,628.53	Business Personalty Replacement Taxes	51,626.65	County Taxes	398,234.04
Collection of Taxes	57,390.00	Taxes from Public Utilities	686,913.82	County Library Taxes	19,755.78
Planning, Housing & Development	17,496.47	Other Miscellaneous Tax Revenues	63,889.00	Local Municipal Purpose Taxes	115,692.16
Human Resources	1,000.00	State Aid Revenues	39,335.98	Veteran & Senior Citizen Taxes	76,185.00
Elections	2,000.00	Federal Aid Revenues		Total Taxes for Rate Computation	2,899,871.23
General Administration (other)	78,750.00	State and Local Fiscal Assistance Act Utilized	52,629.00	Special District Taxes	79,025.00
JUDICIARY		Sale of Acquired Property	18,935.00	Bank Stock Taxes	5,453.09
Municipal Courts	14,773.92	Other Miscellaneous Revenues	130,455.45	Added and Omitted Taxes	51,415.02
PUBLIC SAFETY		Other Revenues, Revenue Sharing Tax Effort	53,048.03	Total Taxes Levied - ABSTRACT	2,959,579.34
Fire Protection		Total	3,987,775.54	Total Taxes Billed	2,957,864.65
Police Protection	267,348.08	Prior Years Surplus Appropriated	200,000.00	1973 TAXES COLLECTED	2,719,605.90
Civil Defense & Disaster Control	2,500.00	REVENUES TOTAL	4,187,775.54	1973 Taxes Cancelled, Abated or Adjusted	3,426.61
Environmental Inspection & Control		CAPITAL OUTLAY TOTAL	6,875.79	Transfer to Tax Title Liens or Foreclosed	25,488.78
Other Public Safety				Balance Outstanding Dec. 31, 1973	209,343.36
PUBLIC WORKS				PRIOR YEARS TAXES OUTSTANDING	
Streets and Drainage	156,295.00	Public Enterprises		Balance January 1, 1973	167,394.08
Sewers and Sewage Processing		Recreation—Culture		Collected in 1973	164,508.78
Garbage and Trash Disposal	83,900.00	Public Works	6,875.79	Cancelled, Abated or Adjusted 1973	
Public Buildings and Grounds	20,100.00	Buildings and Grounds		Transfers to Tax Title Liens or Foreclosed	2,429.04
Other Public Works		Library and Education		Balance December 31, 1973	456.26
HEALTH and WELFARE		Conservation		TAX TITLE LIENS OUTSTANDING	
Health Services Except Environmental	6,390.00	All Other		Balance January 1, 1973	213,400.48
Welfare-Public Assistance	3,800.00	CAPITAL DEBT AUTHORIZED, DECEMBER 31, 1973		Transfers From Taxes	28,433.30
Hospitals, Clinics, First Aid		ISSUED AND UNISSUED GROSS DEBT NET DEBT		Redeemed in 1973	6,827.93
Animal, Insect, & Rodent Control	9,700.00	School 3,460,000 102,444		Cancelled, Abated or Adjusted (1973)	
Other Welfare Services		Self-liquidating		Transfers to Foreclosed Property	17,223.91
RECREATION and CONSERVATION		Other		Balance December 31, 1973	217,781.94
Beaches and Boardwalks		Total 3,460,000 102,444		PROPERTY ACQUIRED BY DEED OR FORECLOSURE	
Parks, Playgrounds, Shade Trees	20,875.00	ISSUED AND OUTSTANDING		Balance January 1, 1973	294,871.09
Land Reclamation & Conservation		School	3,460,000.00	Transfers From Taxes or Liens	17,223.91
Other Recreational Services	5,185.00	Self-Liquidating		Sale for Cash (1973)	18,935.00
EDUCATION (excluding schools)		Other		Cancelled, Abated or Adjusted (1973)	
Libraries		Total 3,460,000.00		Balance December 31, 1973	293,160.00
Other Educational Services		EQUALIZED VALUATION BASIS		CURRENT FINANCES DECEMBER 31, 1973	
STATUTORY EXPENDITURES		FOR NET DEBT COMPUTATION	76,688,876.67	ASSETS	
Pensions & F. I. C. A.	35,400.00	REAL PROPERTY VALUATIONS		Cash Dec. 31, 1973	2,214,754.54
Employee Fringe Benefits	18,000.00	Code Class # of Parcels % VAL'N		Taxes Receivable	209,799.62
Other Statutory Expenditures		1 Vacant Land 7420 10.55	4,831,675.00	Tax Title Liens	217,781.94
MUNICIPAL FUNCTIONS TOTAL	914,532.00	2 Residential 3967 66.85	30,620,550.00	Foreclosed Property	293,160.00
CAPITAL IMPROVEMENTS *MEMO*	161,000.00	3 Farm 37 1.02	466,100.00	Emergencies & Other Deferred Charges	400.00
DEBT SERVICE		4a Commercial 284 19.21	8,800,750.00	State Aid Receivable	36,478.06
Principal Payments		4b Industrial 13 2.06	941,400.00	Other Receivables	8,554.87
Interest Payments		4c Apartments 7 .32	147,450.00	Total	2,980,929.03
DEFERRED CHARGES		Total 11728	45,807,925.00	LIABILITIES, RESERVES, AND SURPLUS	
SCHOOL, COUNTY, SPECIAL DISTRICT TAXES	2,787,019.07	Land Area 74.02 Sq. Miles		Cash Liabilities	1,307,856.78
RESERVE FOR UNCOLLECTED TAXES	262,645.25	Net Valuation Taxable-Municipal	46,991,186.00	Reserves for Receivables	729,296.43
EMERGENCY EMPLOYMENT ACT OF 1971		Net Valuation Taxable-County	78,992,852.00	Surplus Dec. 31, 1973	943,775.82
EXPENDITURES TOTAL	3,964,196.32	State Equalized Valuation	99,302,993.00	Total	2,980,929.03
		State Equalization Ratio	46.69		

1211

Population 1970 15,085  
 Population 1973 15,425  
 S & P Rating  
 Moody Rating BAA

General Tax Rate Per \$100. 3.17  
 State Equalized Tax Rate 3.03

MIDDLESEX BOROUGH — MIDDLESEX COUNTY  
 Form of Government:  
 Borough Council  
 Number of Members on Governing Body 6

PER CAPITA:		PER CENT:	
Gross Debt	387.48	Gross Debt	3.95
Net Debt	164.84	Net Debt	1.68
Debt Service	7.60	Tax Levy Collected	95.91
Total Tax Levy	311.60	Tax Levy Cancelled, Abated or Adjusted	.01
Municipal Expenditures	141.43		

EXPENDITURES		REVENUES-REALIZED		1973 PROPERTY TAX	
GENERAL GOVERNMENT				STATE EQUALIZED TAX RATE — 2.30	
Governing Body & Public Boards				Local District School Taxes	3,216,448.67
Municipal Clerk				Regional & Consolidated School Tax	
Financial Administration	6,000.00			School Taxes in Municipal Budget	
Assessment of Taxes	21,365.00			County Taxes	898,689.92
Collection of Taxes	29,055.00			County Library Taxes	
Planning, Housing & Development	9,600.00			Local Municipal Purpose Taxes	662,529.45
Human Resources				Veteran & Senior Citizen Taxes	85,130.00
Elections	2,740.00			Total Taxes for Rate Computation	4,862,798.04
General Administration (other)	236,765.00			Special District Taxes	
JUDICIARY				Bank Stock Taxes	1,337.40
Municipal Courts	13,955.00			Added and Omitted Taxes	27,495.20
PUBLIC SAFETY				Total Taxes Levied - ABSTRACT	4,806,500.64
Fire Protection	76,460.00			Total Taxes Billed	4,826,440.64
Police Protection	452,595.00			1973 TAXES COLLECTED	4,629,204.60
Civil Defense & Disaster Control	3,550.00			1973 Taxes Cancelled, Abated or Adjusted	320.00
Environmental Inspection & Control	5,395.00			Transfer to Tax Title Liens or Foreclosed	
Other Public Safety				Balance Outstanding Dec. 31, 1973	196,916.04
PUBLIC WORKS				PRIOR YEARS TAXES OUTSTANDING	
Streets and Drainage	232,448.00			Balance January 1, 1973	151,306.55
Sewers and Sewage Processing	137,304.00			Collected in 1973	131,500.76
Garbage and Trash Disposal	85,335.00			Cancelled, Abated or Adjusted 1973	
Public Buildings and Grounds	28,550.00			Transfers to Tax Title Liens or Foreclosed	
Other Public Works	17,400.00			Balance December 31, 1973	19,805.79
HEALTH and WELFARE				TAX TITLE LIENS OUTSTANDING	
Health Services Except Environmental	23,825.00			Balance January 1, 1973	14,452.89
Welfare-Public Assistance	2,850.00			Transfers From Taxes	
Hospitals, Clinics, First Aid				Redeemed in 1973	3,033.43
Animal, Insect, & Rodent Control				Cancelled, Abated or Adjusted (1973)	
Other Welfare Services				Transfers to Foreclosed Property	
RECREATION and CONSERVATION				Balance December 31, 1973	11,419.46
Beaches and Boardwalks				PROPERTY ACQUIRED BY DEED OR	
Parks, Playgrounds, Shade Trees	65,912.00			FORECLOSURE	
Land Reclamation & Conservation	150,000.00			Balance January 1, 1973	85,603.00
Other Recreational Services	44,094.00			Transfers From Taxes or Liens	
EDUCATION (excluding schools)				Sale for Cash (1973)	8,010.00
Libraries	80,000.00			Cancelled, Abated or Adjusted (1973)	
Other Educational Services				Balance December 31, 1973	77,593.00
STATUTORY EXPENDITURES				CURRENT FINANCES DECEMBER 31, 1973	
Pensions & F. I. C. A.	94,300.00			ASSETS	
Employee Fringe Benefits	37,485.00			Cash Dec. 31, 1973	720,525.62
Other Statutory Expenditures				Taxes Receivable	216,721.83
MUNICIPAL FUNCTIONS				Tax Title Liens	11,419.46
CAPITAL IMPROVEMENTS	59,901.50			Foreclosed Property	77,593.00
DEBT SERVICE				Emergencies & Other Deferred Charges	190,625.10
Principal Payments	55,000.00			State Aid Receivable	10,004.70
Interest Payments	62,232.00			Other Receivables	14,207.02
DEFERRED CHARGES	15,445.00			Total	1,241,096.73
SCHOOL, COUNTY, SPECIAL DISTRICT TAXES	4,115,138.59			LIABILITIES, RESERVES, AND SURPLUS	
RESERVE FOR UNCOLLECTED TAXES	191,834.67			Cash Liabilities	621,643.63
EMERGENCY EMPLOYMENT ACT OF 1971				Reserves for Receivables	319,941.31
EXPENDITURES	6,296,633.26			Surplus Dec. 31, 1973	299,511.79
				Total	1,241,096.73

1331

Population 1970 **54,850**  
 Population 1973 **56,875**  
 S & P Rating **BBB**  
 Moody Rating **BAA**

General Tax Rate Per \$100. **3.18**  
 State Equalized Tax Rate **2.91**

## MIDDLETOWN TOWNSHIP — MONMOUTH CO.

Form of Government:

Special Charter (Ch 237-1971)

Number of Members on Governing Body 5

PER CAPITA: **499.24** PER CENT: **5.47**  
 Gross Debt **198.04** Gross Debt **2.17**  
 Net Debt **10.33** Net Debt **92.18**  
 Debt Service **321.13** Tax Levy Collected  
 Total Tax Levy **119.49** Tax Levy Cancelled, Abated or Adjusted **1.83**  
 Municipal Expenditures

EXPENDITURES		REVENUES-REALIZED		1973 PROPERTY TAX	
GENERAL GOVERNMENT		1973 Property Taxes Collected		STATE EQUALIZED TAX RATE	
Governing Body & Public Boards	1,800.00	16,835,318.20		Local District School Taxes 1.84	
Municipal Clerk		814,687.12		Regional & Consolidated School Tax	
Financial Administration	60,230.63	150,863.85		School Taxes in Municipal Budget	
Assessment of Taxes	80,360.00	1,054,210.45		County Taxes .56	
Collection of Taxes	90,578.97	302,922.69		County Library Taxes	
Planning, Housing & Development	127,350.00	105,798.84		Local Municipal Purpose Taxes .45	
Human Resources	79,280.00	511,881.00		Veteran & Senior Citizen Taxes .05	
Elections	13,895.00	390,444.56		Total Taxes for Rate Computation 2.90	
General Administration (other)	461,593.23	303,326.67		Special District Taxes	
JUDICIARY		20,469,453.38		Bank Stock Taxes	
Municipal Courts	93,280.00	890,000.00		Added and Omitted Taxes	
PUBLIC SAFETY		21,359,453.38		Total Taxes Levied - ABSTRACT	
Fire Protection	240,166.41	1,622,185.09		Total Taxes Billed	
Police Protection	1,515,687.69			1973 TAXES COLLECTED	
Civil Defense & Disaster Control	8,400.00			1973 Taxes Cancelled, Abated or Adjusted	
Environmental Inspection & Control	130,752.05			Transfer to Tax Title Liens or Foreclosed	
Other Public Safety	1,800.00			Balance Outstanding Dec. 31, 1973	
PUBLIC WORKS				PRIOR YEARS TAXES OUTSTANDING	
Streets and Drainage	708,403.50			Balance January 1, 1973	
Sewers and Sewage Processing				Collected in 1973	
Garbage and Trash Disposal	98,465.00			Cancelled, Abated or Adjusted 1973	
Public Buildings and Grounds	153,267.74			Transfers to Tax Title Liens or Foreclosed	
Other Public Works				Balance December 31, 1973	
HEALTH and WELFARE				TAX TITLE LIENS OUTSTANDING	
Health Services Except Environmental	115,175.00			Balance January 1, 1973	
Welfare-Public Assistance	25,715.00			Transfers From Taxes	
Hospitals, Clinics, First Aid	8,000.00			Redeemed in 1973	
Animal, Insect, & Rodent Control	8,087.00			Cancelled, Abated or Adjusted (1973)	
Other Welfare Services				Transfers to Foreclosed Property	
RECREATION and CONSERVATION				Balance December 31, 1973	
Beaches and Boardwalks	25,775.00			PROPERTY ACQUIRED BY DEED OR	
Parks, Playgrounds, Shade Trees	6,400.00			FORECLOSURE	
Land Reclamation & Conservation	263,746.00			Balance January 1, 1973	
Other Recreational Services				Transfers From Taxes or Liens	
EDUCATION (excluding schools)				Sale for Cash (1973)	
Libraries	279,600.00			Cancelled, Abated or Adjusted (1973)	
Other Educational Services				Balance December 31, 1973	
STATUTORY EXPENDITURES				CURRENT FINANCES DECEMBER 31, 1973	
Pensions & F. I. C. A.	248,771.26			ASSETS	
Employee Fringe Benefits	101,075.00			Cash Dec. 31, 1973	
Other Statutory Expenditures				Taxes Receivable	
MUNICIPAL FUNCTIONS	4,947,654.48			Tax Title Liens	
CAPITAL IMPROVEMENTS	*MEMO* 429,330.63			Foreclosed Property	
DEBT SERVICE				Emergencies & Other Deferred Charges	
Principal Payments	315,000.00			State Aid Receivable	
Interest Payments	272,678.00			Other Receivables	
DEFERRED CHARGES	163,479.54			Total	
SCHOOL, COUNTY, SPECIAL DISTRICT TAXES	15,212,431.91			LIABILITIES, RESERVES, AND SURPLUS	
RESERVE FOR UNCOLLECTED TAXES	990,761.00			Cash Liabilities	
EMERGENCY EMPLOYMENT ACT OF 1971	106,153.52			Reserves for Receivables	
EXPENDITURES	TOTAL 22,008,158.45			Surplus Dec. 31, 1973	
				Total	

0235

Population 1970 8,180  
 Population 1973 8,305  
 S & P Rating BBB  
 Moody Rating BAA-1

General Tax Rate Per \$100. 4.60  
 State Equalized Tax Rate 3.43

MIDLAND PARK BOROUGH — BERGEN COUNTY  
 Form of Government:  
 Borough Council  
 Number of Members on Governing Body 6

PER CAPITA: 647.17  
 Gross Debt 379.29  
 Net Debt 40.51  
 Debt Service 396.83  
 Total Tax Levy 169.24  
 Municipal Expenditures

PER CENT: 6.26  
 Gross Debt 3.67  
 Net Debt 98.23  
 Tax Levy Collected  
 Tax Levy Cancelled, Abated or Adjusted .22

EXPENDITURES		REVENUES-REALIZED		1973 PROPERTY TAX	
<b>GENERAL GOVERNMENT</b>				<b>STATE EQUALIZED TAX RATE</b> 2.28	
Governing Body & Public Boards		1973 Property Taxes Collected	3,243,216.96	Local District School Taxes	2,206,452.00
Municipal Clerk	7,025.00	1973 Payments in Lieu of Taxes	50,270.83	Regional & Consolidated School Tax	
Financial Administration	9,515.00	Delinquent Tax & Lien Collections	110,268.35	School Taxes in Municipal Budget	
Assessment of Taxes	11,545.00	Business Personalty Replacement Taxes	101,476.08	County Taxes	336,351.08
Collection of Taxes	1,425.00	Taxes from Public Utilities	32,591.63	County Library Taxes	
Planning, Housing & Development		Other Miscellaneous Tax Revenues	2,484.00	Local Municipal Purpose Taxes	727,308.61
Human Resources		State Aid Revenues	182,563.00	Veteran & Senior Citizen Taxes	50,480.00
Elections		Federal Aid Revenues	69,307.93	Total Taxes for Rate Computation	3,320,591.69
General Administration (other)	92,665.50	State and Local Fiscal Assistance Act Utilized	14,999.04	Special District Taxes	5,725.55
JUDICIARY	6,990.00	Sale of Acquired Property	3,807,177.82	Bank Stock Taxes	19,870.77
Municipal Courts		Other Miscellaneous Revenues	300,000.00	Added and Omitted Taxes	3,295,708.01
PUBLIC SAFETY		Other Revenues, Revenue Sharing Tax Effort	4,107,177.82	Total Taxes Levied - ABSTRACT	3,301,512.37
Fire Protection	28,265.00	Prior Years Surplus Appropriated	178,922.73	Total Taxes Billed	3,243,216.96
Police Protection	218,331.00	REVENUES TOTAL	4,107,177.82	1973 TAXES COLLECTED	7,358.50
Civil Defense & Disaster Control	2,095.00	CAPITAL OUTLAY TOTAL	165,190.73	1973 Taxes Cancelled, Abated or Adjusted	814.20
Environmental Inspection & Control	5,975.00	Public Enterprises	13,732.00	Transfer to Tax Title Liens or Foreclosed	814.20
Other Public Safety		Recreation—Culture		Balance Outstanding Dec. 31, 1973	50,122.71
PUBLIC WORKS		Public Works		PRIOR YEARS TAXES OUTSTANDING	
Streets and Drainage	273,062.00	Buildings and Grounds		Balance January 1, 1973	52,130.04
Sewers and Sewage Processing	22,500.00	Library and Education		Collected in 1973	49,460.49
Garbage and Trash Disposal	38,545.00	Conservation		Cancelled, Abated or Adjusted 1973	708.30
Public Buildings and Grounds		All Other		Transfers to Tax Title Liens or Foreclosed	
Other Public Works		CAPITAL DEBT AUTHORIZED, DECEMBER 31, 1973		Balance December 31, 1973	1,961.25
HEALTH and WELFARE		ISSUED AND UNISSUED GROSS DEBT NET DEBT		TAX TITLE LIENS OUTSTANDING	
Health Services Except Environmental	21,637.55	School	2,224,740	Balance January 1, 1973	5,551.57
Welfare-Public Assistance	3,600.00	Self-liquidating	3,150,000	Transfers From Taxes	814.20
Hospitals, Clinics, First Aid		Other	5,374,740	Redeemed in 1973	810.34
Animal, Insect, & Rodent Control		Total	3,150,000	Cancelled, Abated or Adjusted (1973)	
Other Welfare Services		ISSUED AND OUTSTANDING		Transfers to Foreclosed Property	
RECREATION and CONSERVATION		School	438,000.00	Balance December 31, 1973	5,555.43
Beaches and Boardwalks	16,500.00	Self-Liquidating	3,150,000.00	PROPERTY ACQUIRED BY DEED OR	
Parks, Playgrounds, Shade Trees		Other	3,588,000.00	FORECLOSURE	
Land Reclamation & Conservation	1,600.00	Total	85,862,288.00	Balance January 1, 1973	200.00
Other Recreational Services		EQUALIZED VALUATION BASIS		Transfers From Taxes or Liens	
EDUCATION (excluding schools)		FOR NET DEBT COMPUTATION		Sale for Cash (1973)	
Libraries	49,985.00	REAL PROPERTY VALUATIONS		Cancelled, Abated or Adjusted (1973)	
Other Educational Services		Code Class # of Parcels % VAL'N		Balance December 31, 1973	200.00
STATUTORY EXPENDITURES		1 Vacant Land 87 1.44		CURRENT FINANCES DECEMBER 31, 1973	
Pensions & F. I. C. A.	38,900.00	2 Residential 2055 77.49		ASSETS	
Employee Fringe Benefits	10,200.00	3 Farm		Cash Dec. 31, 1973	670,586.03
Other Statutory Expenditures		4a Commercial 89 9.96		Taxes Receivable	52,083.96
MUNICIPAL FUNCTIONS TOTAL	860,361.05	4b Industrial 38 7.66		Tax Title Liens	5,555.43
CAPITAL IMPROVEMENTS *MEMO*	288,268.00	4c Apartments 5 3.44		Foreclosed Property	200.00
DEBT SERVICE		Total 2274		Emergencies & Other Deferred Charges	24,180.00
Principal Payments	150,000.00	Land Area 1.69 Sq. Miles		State Aid Receivable	19,473.00
Interest Payments	186,450.00	Net Valuation Taxable-Municipal	72,282,662.00	Other Receivables	7,549.72
DEFERRED CHARGES	25,800.00	Net Valuation Taxable-County	88,411,417.00	Total	779,628.14
SCHOOL, COUNTY, SPECIAL DISTRICT TAXES	2,542,803.08	State Equalized Valuation	96,605,068.00	LIABILITIES, RESERVES, AND SURPLUS	
RESERVE FOR UNCOLLECTED TAXES	180,481.74	State Equalization Ratio	74.64	Cash Liabilities	150,947.17
EMERGENCY EMPLOYMENT ACT OF 1971	2,484.00			Reserves for Receivables	65,389.11
EXPENDITURES TOTAL	3,948,379.87			Surplus Dec. 31, 1973	563,291.86
				Total	779,628.14

1020

Population 1970 1,230  
 Population 1973 1,290  
 S & P Rating  
 Moody Rating

General Tax Rate Per \$100. 3.02  
 State Equalized Tax Rate 2.77

## MILFORD BOROUGH — HUNTERDON

Form of Government:

Borough Council

Number of Members on Governing Body 6

PER CAPITA:

Gross Debt 826.69  
 Net Debt 55.38  
 Debt Service  
 Total Tax Levy 423.48  
 Municipal Expenditures 258.75

PER CENT:

Gross Debt 5.66  
 Net Debt .38  
 Tax Levy Collected 94.32  
 Tax Levy Cancelled, Abated or Adjusted .23

EXPENDITURES		REVENUES-REALIZED		1973 PROPERTY TAX	
GENERAL GOVERNMENT				STATE EQUALIZED TAX RATE 1.32	
Governing Body & Public Boards		1973 Property Taxes Collected 513,776.08		Local District School Taxes	258,218.20
Municipal Clerk		1973 Payments in Lieu of Taxes		Regional & Consolidated School Tax .84	165,304.63
Financial Administration	3,250.00	Delinquent Tax & Lien Collections 39,360.40		School Taxes in Municipal Budget	
Assessment of Taxes	3,700.00	Business Personalty Replacement Taxes 179,400.77		County Taxes .58	114,767.32
Collection of Taxes	2,201.91	Taxes from Public Utilities 137,652.95		County Library Taxes	
Planning, Housing & Development	14,650.00	Other Miscellaneous Tax Revenues		Local Municipal Purpose Taxes	-2,854.77
Human Resources		State Aid Revenues 873.00		Veteran & Senior Citizen Taxes .05	9,240.00
Elections		Federal Aid Revenues		Total Taxes for Rate Computation 2.79	544,675.38
General Administration (other)	44,821.00	State and Local Fiscal Assistance Act Utilized 6,411.00		Special District Taxes	
JUDICIARY		Sale of Acquired Property		Bank Stock Taxes	2,854.77
Municipal Courts	3,850.00	Other Miscellaneous Revenues 28,107.31		Added and Omitted Taxes	5,138.16
PUBLIC SAFETY		Other Revenues, Revenue Sharing Tax Effort 4,300.16		Total Taxes Levied - ABSTRACT	543,428.31
Fire Protection	30,000.00	Total 909,581.67		Total Taxes Billed	544,711.19
Police Protection	33,887.83	Prior Years Surplus Appropriated 20,000.00		1973 TAXES COLLECTED	513,776.08
Civil Defense & Disaster Control	303.00	REVENUES TOTAL 929,581.67		1973 Taxes Cancelled, Abated or Adjusted	1,271.14
Environmental Inspection & Control	2,527.55	CAPITAL OUTLAY TOTAL 8,626.00		Transfer to Tax Title Liens or Foreclosed	
Other Public Safety		Public Enterprises		Balance Outstanding Dec. 31, 1973	29,663.97
PUBLIC WORKS		Recreation—Culture		PRIOR YEARS TAXES OUTSTANDING	
Streets and Drainage	68,165.53	Public Works 2,215.00		Balance January 1, 1973	42,599.80
Sewers and Sewage Processing		Buildings and Grounds		Collected in 1973	39,060.40
Garbage and Trash Disposal	15,000.00	Library and Education		Cancelled, Abated or Adjusted 1973	103.62
Public Buildings and Grounds	8,000.00	Conservation		Transfers to Tax Title Liens or Foreclosed	
Other Public Works	1,800.00	All Other 6,411.00		Balance December 31, 1973	3,435.78
HEALTH and WELFARE		CAPITAL DEBT AUTHORIZED, DECEMBER 31, 1973		TAX TITLE LIENS OUTSTANDING	
Health Services Except Environmental	2,621.52	ISSUED AND UNISSUED GROSS DEBT NET DEBT		Balance January 1, 1973	
Welfare-Public Assistance	2,350.00	School 82,185		Transfers From Taxes	
Hospitals, Clinics, First Aid		Self-liquidating 966,240 53,446		Redeemed in 1973	
Animal, Insect, & Rodent Control		Other 18,000 18,000		Cancelled, Abated or Adjusted (1973)	
Other Welfare Services		Total 1,066,425 71,446		Transfers to Foreclosed Property	
RECREATION and CONSERVATION		ISSUED AND OUTSTANDING		Balance December 31, 1973	
Beaches and Boardwalks		School 72,822.86		PROPERTY ACQUIRED BY DEED OR	
Parks, Playgrounds, Shade Trees	7,000.00	Self-Liquidating 966,240.12		FORECLOSURE	
Land Reclamation & Conservation		Other		Balance January 1, 1973	
Other Recreational Services		Total 1,039,062.98		Transfers From Taxes or Liens	
EDUCATION (excluding schools)		EQUALIZED VALUATION BASIS		Sale for Cash (1973)	
Libraries	19,810.00	FOR NET DEBT COMPUTATION 18,826,330.67		Cancelled, Abated or Adjusted (1973)	
Other Educational Services		REAL PROPERTY VALUATIONS		Balance December 31, 1973	
STATUTORY EXPENDITURES		Code Class # of Parcels % VAL'N ASSESSED VALUATION		CURRENT FINANCES DECEMBER 31, 1973	
Pensions & F. I. C. A.	10,000.00	1 Vacant Land 101 2.02 352,250.00		ASSETS	
Employee Fringe Benefits	3,000.00	2 Residential 353 36.57 6,377,550.00		Cash Dec. 31, 1973	588,108.06
Other Statutory Expenditures		3 Farm 2 1.37 238,200.00		Taxes Receivable	33,099.75
MUNICIPAL FUNCTIONS TOTAL	276,938.34	4a Commercial 41 6.80 1,185,500.00		Tax Title Liens	
CAPITAL IMPROVEMENTS *MEMO*	32,811.00	4b Industrial 3 52.37 9,134,300.00		Foreclosed Property	
DEBT SERVICE		4c Apartments 1 .88 153,000.00		Emergencies & Other Deferred Charges	11,623.10
Principal Payments		Total 501 17,440,800.00		State Aid Receivable	6,476.12
Interest Payments		Land Area 1.30 Sq. Miles		Other Receivables	85,933.24
DEFERRED CHARGES	12,033.04	Net Valuation Taxable-Municipal 18,041,002.00		Total	725,240.27
SCHOOL, COUNTY, SPECIAL DISTRICT TAXES	538,290.15	Net Valuation Taxable-County 24,979,708.00		LIABILITIES, RESERVES, AND SURPLUS	
RESERVE FOR UNCOLLECTED TAXES	44,817.44	State Equalized Valuation 19,573,807.00		Cash Liabilities	235,264.19
EMERGENCY EMPLOYMENT ACT OF 1971		State Equalization Ratio 91.93		Reserves for Receivables	119,032.99
EXPENDITURES TOTAL	872,078.97			Surplus Dec. 31, 1973	370,943.09
				Total	725,240.27

0712

Population 1970 21,125  
 Population 1973 21,100  
 S & P Rating  
 Moody Rating

General Tax Rate Per \$100. 3.80  
 State Equalized Tax Rate 3.06

## MILLBURN TOWNSHIP — ESSEX COUNTY

Form of Government:  
 Township Committee  
 Number of Members on Governing Body 5

PER CAPITA:  
 Gross Debt 596.54  
 Net Debt 345.18  
 Debt Service 11.65  
 Total Tax Levy 697.94  
 Municipal Expenditures 293.15

PER CENT:  
 Gross Debt 2.82  
 Net Debt 1.63  
 Tax Levy Collected 98.54  
 Tax Levy Cancelled, Abated or Adjusted .16

EXPENDITURES		REVENUES-REALIZED		1973 PROPERTY TAX	
GENERAL GOVERNMENT				STATE EQUALIZED TAX RATE 1.39	
Governing Body & Public Boards	5,000.00	1973 Property Taxes Collected 14,520,365.80		Local District School Taxes	6,686,303.00
Municipal Clerk	54,000.00	1973 Payments in Lieu of Taxes 188,115.74		Regional & Consolidated School Tax	
Financial Administration	50,125.00	Delinquent Tax & Lien Collections 246,217.54		School Taxes in Municipal Budget	
Assessment of Taxes	34,950.00	Business Personalty Replacement Taxes 284,935.35		County Taxes	5,980,442.13
Collection of Taxes	28,300.00	Taxes from Public Utilities 690,175.09		County Library Taxes	
Planning, Housing & Development	6,250.00	Other Miscellaneous Tax Revenues 632,764.81		Local Municipal Purpose Taxes	1,998,208.12
Human Resources		State Aid Revenues 88,253.87		Veteran & Senior Citizen Taxes	94,160.00
Elections	3,040.83	Federal Aid Revenues		Total Taxes for Rate Computation	14,759,113.25
General Administration (other)	292,610.46	State and Local Fiscal Assistance Act Utilized 229,225.00		Special District Taxes	
JUDICIARY		Sale of Acquired Property		Bank Stock Taxes	18,206.17
Municipal Courts	37,900.00	Other Miscellaneous Revenues 517,781.59		Added and Omitted Taxes	43,289.60
PUBLIC SAFETY		Other Revenues, Revenue Sharing Tax Effort 72,878.14		Total Taxes Levied - ABSTRACT	14,726,449.02
Fire Protection	913,550.00	Prior Years Surplus Appropriated 1,800,000.00		Total Taxes Billed	14,736,122.57
Police Protection	1,008,800.00	REVENUES TOTAL 19,270,712.93		1973 TAXES COLLECTED	14,520,365.80
Civil Defense & Disaster Control	1,500.00	CAPITAL OUTLAY TOTAL 695,201.77		1973 Taxes Cancelled, Abated or Adjusted	23,982.21
Environmental Inspection & Control	24,310.00	Public Enterprises		Transfer to Tax Title Liens or Foreclosed	3,758.20
Other Public Safety		Recreation—Culture 83,644.61		Balance Outstanding Dec. 31, 1973	188,016.36
PUBLIC WORKS		Public Works 159,606.39		PRIOR YEARS TAXES OUTSTANDING	
Streets and Drainage	628,079.34	Buildings and Grounds 198,513.74		Balance January 1, 1973	251,239.34
Sewers and Sewage Processing	44,400.00	Library and Education 3,575.12		Collected in 1973	246,217.54
Garbage and Trash Disposal	197,500.00	Conservation 148,786.91		Cancelled, Abated or Adjusted 1973	3,493.03
Public Buildings and Grounds	115,100.00	All Other 101,075.00		Transfers to Tax Title Liens or Foreclosed	1,528.77
Other Public Works		CAPITAL DEBT AUTHORIZED, DECEMBER 31, 1973		Balance December 31, 1973	
HEALTH and WELFARE		ISSUED AND UNISSUED GROSS DEBT NET DEBT		TAX TITLE LIENS OUTSTANDING	
Health Services Except Environmental	64,596.17	School 5,263,000		Balance January 1, 1973	7,310.24
Welfare-Public Assistance	3,580.00	Self-liquidating 7,324,091		Transfers From Taxes	5,505.61
Hospitals, Clinics, First Aid	1,000.00	Other 12,587,091		Redeemed in 1973	
Animal, Insect, & Rodent Control	425.00	Total 12,587,091		Cancelled, Abated or Adjusted (1973)	
Other Welfare Services		ISSUED AND OUTSTANDING		Transfers to Foreclosed Property	
RECREATION and CONSERVATION		School 5,263,000.00		Balance December 31, 1973	12,815.85
Beaches and Boardwalks		Self-Liquidating 2,722,199.82		PROPERTY ACQUIRED BY DEED OR FORECLOSURE	
Parks, Playgrounds, Shade Trees	423,250.00	Other 7,985,199.82		Balance January 1, 1973	14,500.00
Land Reclamation & Conservation	190,000.00	EQUALIZED VALUATION BASIS		Transfers From Taxes or Liens	
Other Recreational Services	600.00	FOR NET DEBT COMPUTATION 446,887,056.33		Sale for Cash (1973)	
EDUCATION (excluding schools)		REAL PROPERTY VALUATIONS		Cancelled, Abated or Adjusted (1973)	200.00
Libraries	150,037.00	Code Class # of Parcels % VAL'N ASSESSED VALUATION		Balance December 31, 1973	14,300.00
Other Educational Services		1 Vacant Land 207 1.71 6,549,800.00		CURRENT FINANCES DECEMBER 31, 1973	
STATUTORY EXPENDITURES		2 Residential 5757 76.20 292,631,700.00		ASSETS	
Pensions & F. I. C. A.	338,632.29	3 Farm 4a Commercial 195 17.02 65,367,700.00		Cash Dec. 31, 1973	3,026,998.10
Employee Fringe Benefits	102,700.00	4b Industrial 36 2.43 9,328,200.00		Taxes Receivable	188,016.36
Other Statutory Expenditures		4c Apartments 21 2.65 10,165,400.00		Tax Title Liens	12,815.85
MUNICIPAL FUNCTIONS TOTAL	4,720,236.09	Total 6216 384,042,800.00		Foreclosed Property	14,300.00
CAPITAL IMPROVEMENTS. *MEMO*	229,225.00	Land Area 10.00 Sq. Miles		Emergencies & Other Deferred Charges	110,000.00
DEBT SERVICE		Net Valuation Taxable-Municipal 388,663,600.00		State Aid Receivable	37,194.73
Principal Payments	150,713.84	Net Valuation Taxable-County 454,647,348.00		Other Receivables	4,594.96
Interest Payments	95,097.03	State Equalized Valuation 480,955,006.00		Total	3,393,920.00
DEFERRED CHARGES	42,231.76	State Equalization Ratio 80.63		LIABILITIES, RESERVES, AND SURPLUS	
SCHOOL, COUNTY, SPECIAL DISTRICT TAXES	12,666,745.13			Cash Liabilities	899,427.58
RESERVE FOR UNCOLLECTED TAXES	1,177,177.38			Reserves for Receivables	219,727.17
EMERGENCY EMPLOYMENT ACT OF 1971				Surplus Dec. 31, 1973	2,274,765.25
EXPENDITURES TOTAL	18,852,201.23			Total	3,393,920.00

1812

Population 1970  
Population 1973  
S & P Rating  
Moody Rating

630  
645

General Tax Rate Per \$100  
7.08  
State Equalized Tax Rate  
2.79

## MILLSTONE BOROUGH — SOMERSET COUNTY

Form of Government:

Borough Council

Number of Members on Governing Body 6

PER CAPITA:

Gross Debt 85.58  
Net Debt 85.58  
Debt Service 3.53  
Total Tax Levy 296.47  
Municipal Expenditures 59.98

PER CENT:

Gross Debt .94  
Net Debt .94  
Tax Levy Collected 97.99  
Tax Levy Cancelled, Abated  
or Adjusted .35

EXPENDITURES		REVENUES-REALIZED		1973 PROPERTY TAX	
GENERAL GOVERNMENT		1973 Property Taxes Collected		STATE EQUALIZED TAX RATE	
Governing Body & Public Boards		187,681.64		Local District School Taxes	2.29 157,484.00
Municipal Clerk	1,100.00	1973 Payments in Lieu of Taxes		Regional & Consolidated School Tax	
Financial Administration	1,400.00	3,794.55		School Taxes in Municipal Budget	
Assessment of Taxes	1,500.00	Delinquent Tax & Lien Collections		County Taxes	.42 28,794.78
Collection of Taxes	303.85	Business Personalty Replacement Taxes		County Library Taxes	.02 1,359.85
Planning, Housing & Development		Taxes from Public Utilities		Local Municipal Purpose Taxes	.03 1,928.14
Human Resources		Other Miscellaneous Tax Revenues		Veteran & Senior Citizen Taxes	.04 3,040.00
Elections	400.00	State Aid Revenues		Total Taxes for Rate Computation	2.80 192,606.77
General Administration (other)	5,846.15	Federal Aid Revenues		Special District Taxes	
JUDICIARY		State and Local Fiscal Assistance Act Utilized		Bank Stock Taxes	1,348.08
Municipal Courts	325.00	Sale of Acquired Property		Added and Omitted Taxes	308.55
PUBLIC SAFETY		Other Miscellaneous Revenues		Total Taxes Levied - ABSTRACT	191,223.40
Fire Protection	4,640.00	Other Revenues, Revenue Sharing Tax Effort		Total Taxes Billed	191,522.98
Police Protection	200.00	Total		1973 TAXES COLLECTED	187,681.64
Civil Defense & Disaster Control		Prior Years Surplus Appropriated		1973 Taxes Cancelled, Abated or Adjusted	663.38
Environmental Inspection & Control	450.00	REVENUES TOTAL		Transfer to Tax Title Liens or Foreclosed	725.26
Other Public Safety		CAPITAL OUTLAY TOTAL		Balance Outstanding Dec. 31, 1973	2,452.70
PUBLIC WORKS		22,896.85		PRIOR YEARS TAXES OUTSTANDING	
Streets and Drainage	3,300.00	Public Enterprises		Balance January 1, 1973	4,083.96
Sewers and Sewage Processing		Recreation—Culture		Collected in 1973	3,794.55
Garbage and Trash Disposal	5,650.00	Public Works		Cancelled, Abated or Adjusted 1973	
Public Buildings and Grounds	900.00	Buildings and Grounds		Transfers to Tax Title Liens or Foreclosed	289.41
Other Public Works		Library and Education		Balance December 31, 1973	
HEALTH and WELFARE		Conservation		TAX TITLE LIENS OUTSTANDING	
Health Services Except Environmental	900.00	All Other		Balance January 1, 1973	1,083.77
Welfare-Public Assistance	100.00	CAPITAL DEBT AUTHORIZED, DECEMBER 31, 1973		Transfers From Taxes	752.26
Hospitals, Clinics, First Aid	100.00	ISSUED AND UNISSUED GROSS DEBT NET DEBT		Redeemed in 1973	
Animal, Insect, & Rodent Control		School		Cancelled, Abated or Adjusted (1973)	
Other Welfare Services		Self-liquidating		Transfers to Foreclosed Property	
RECREATION and CONSERVATION		Other		Balance December 31, 1973	1,836.03
Beaches and Boardwalks		Total		PROPERTY ACQUIRED BY DEED OR	
Parks, Playgrounds, Shade Trees	750.00	55,200 55,200		FORECLOSURE	
Land Reclamation & Conservation	25.00	ISSUED AND OUTSTANDING		Balance January 1, 1973	
Other Recreational Services		School		Transfers From Taxes or Liens	
EDUCATION (excluding schools)		Self-Liquidating		Sale for Cash (1973)	
Libraries		Other		Cancelled, Abated or Adjusted (1973)	
Other Educational Services	25.00	Total		Balance December 31, 1973	
STATUTORY EXPENDITURES		EQUALIZED VALUATION BASIS		CURRENT FINANCES DECEMBER 31, 1973	
Pensions & F. I. C. A.	650.00	FOR NET DEBT COMPUTATION		ASSETS	
Employee Fringe Benefits		REAL PROPERTY VALUATIONS		Cash Dec. 31, 1973	21,763.49
Other Statutory Expenditures		Code Class # of Parcels % VAL'N ASSESSED VALUATION		Taxes Receivable	2,742.11
MUNICIPAL FUNCTIONS	TOTAL	1 1 Vacant Land 9 1.47 39,800.00		Tax Title Liens	1,836.03
CAPITAL IMPROVEMENTS	*MEMO*	2 Residential 152 84.72 2,299,450.00		Foreclosed Property	
DEBT SERVICE		3 Farm 7 3.01 81,696.00		Emergencies & Other Deferred Charges	620.00
Principal Payments	1,000.00	4a Commercial 9 10.81 293,330.00		State Aid Receivable	16,794.00
Interest Payments	1,279.25	4b Industrial		Other Receivables	5,334.50
DEFERRED CHARGES	310.00	4c Apartments		Total	49,090.13
SCHOOL, COUNTY, SPECIAL DISTRICT TAXES	187,638.63	Total 177 2,714,276.00		LIABILITIES, RESERVES, AND SURPLUS	
RESERVE FOR UNCOLLECTED TAXES	7,530.80	Land Area .60 Sq. Miles		Cash Liabilities	30,275.31
EMERGENCY EMPLOYMENT ACT OF 1971		Net Valuation Taxable-Municipal		Reserves for Receivables	9,912.64
EXPENDITURES	TOTAL	Net Valuation Taxable-County		Surplus Dec. 31, 1973	8,902.18
	226,323.68	State Equalized Valuation		Total	49,090.13
		State Equalization Ratio			

1332

Population 1970 2,545  
 Population 1973 2,680  
 S & P Rating  
 Moody Rating

General Tax Rate Per \$100. 3.80  
 State Equalized Tax Rate 2.79

## MILLSTONE TOWNSHIP — MONMOUTH COUNTY

Form of Government:

Township Committee

Number of Members on Governing Body 3

PER CAPITA:

Gross Debt 37.31  
 Net Debt  
 Debt Service 404.12  
 Total Tax Levy 161.04  
 Municipal Expenditures

PER CENT:

Gross Debt .31  
 Net Debt  
 Tax Levy Collected 88.16  
 Tax Levy Cancelled, Abated or Adjusted .18

EXPENDITURES		REVENUES-REALIZED		1973 PROPERTY TAX	
<b>GENERAL GOVERNMENT</b>				<b>STATE EQUALIZED TAX RATE</b>	
Governing Body & Public Boards		1973 Property Taxes Collected	954,833.98	Local District School Taxes	1.83
Municipal Clerk		1973 Payments in Lieu of Taxes		Regional & Consolidated School Tax	
Financial Administration	5,800.00	Delinquent Tax & Lien Collections	137,111.88	School Taxes in Municipal Budget	
Assessment of Taxes	8,900.00	Business Personalty Replacement Taxes	18,901.78	County Taxes	.56
Collection of Taxes	7,200.00	Taxes from Public Utilities	81,219.38	County Library Taxes	.02
Planning, Housing & Development	23,735.00	Other Miscellaneous Tax Revenues		Local Municipal Purpose Taxes	.33
Human Resources		State Aid Revenues	13,710.64	Veteran & Senior Citizen Taxes	.03
Elections	1,000.00	Federal Aid Revenues		Total Taxes for Rate Computation	2.77
General Administration (other)	40,360.00	State and Local Fiscal Assistance Act Utilized	16,000.00	Special District Taxes	
<b>JUDICIARY</b>		Sale of Acquired Property		Bank Stock Taxes	477.79
Municipal Courts	8,450.00	Other Miscellaneous Revenues	50,282.59	Added and Omitted Taxes	42,406.45
<b>PUBLIC SAFETY</b>		Other Revenues, Revenue Sharing Tax Effort	17,567.75	Total Taxes Levied - ABSTRACT	1,083,044.76
Fire Protection	17,400.00	Total	1,289,628.00	Total Taxes Billed	1,083,044.76
Police Protection	2,000.00	Prior Years Surplus Appropriated	88,000.00	1973 TAXES COLLECTED	954,833.98
Civil Defense & Disaster Control	100.00	REVENUES TOTAL	1,377,628.00	1973 Taxes Cancelled, Abated or Adjusted	1,967.26
Environmental Inspection & Control	2,450.00			Transfer to Tax Title Liens or Foreclosed	2,124.20
Other Public Safety				Balance Outstanding Dec. 31, 1973	124,119.32
<b>PUBLIC WORKS</b>		<b>CAPITAL OUTLAY</b>	<b>TOTAL</b>	<b>PRIOR YEARS TAXES OUTSTANDING</b>	
Streets and Drainage	131,000.00	Public Enterprises		Balance January 1, 1973	128,862.39
Sewers and Sewage Processing		Recreation—Culture		Collected in 1973	128,490.55
Garbage and Trash Disposal	1,500.00	Public Works		Cancelled, Abated or Adjusted 1973	
Public Buildings and Grounds		Buildings and Grounds		Transfers to Tax Title Liens or Foreclosed	211.62
Other Public Works		Library and Education		Balance December 31, 1973	160.22
<b>HEALTH and WELFARE</b>		Conservation		<b>TAX TITLE LIENS OUTSTANDING</b>	
Health Services Except Environmental	4,250.00	All Other		Balance January 1, 1973	11,846.47
Welfare-Public Assistance	3,700.00			Transfers From Taxes	2,365.10
Hospitals, Clinics, First Aid	7,500.00	<b>CAPITAL DEBT AUTHORIZED, DECEMBER 31, 1973</b>		Redeemed in 1973	8,621.33
Animal, Insect, & Rodent Control	410.00	<b>ISSUED AND UNISSUED</b>	<b>GROSS DEBT</b>	Cancelled, Abated or Adjusted (1973)	
Other Welfare Services		School	100,000	Transfers to Foreclosed Property	
<b>RECREATION and CONSERVATION</b>		Self-liquidating		Balance December 31, 1973	5,590.24
Beaches and Boardwalks		Other		<b>PROPERTY ACQUIRED BY DEED OR FORECLOSURE</b>	
Parks, Playgrounds, Shade Trees		Total	100,000	Balance January 1, 1973	7,680.00
Land Reclamation & Conservation				Transfers From Taxes or Liens	
Other Recreational Services	500.00	<b>ISSUED AND OUTSTANDING</b>		Sale for Cash (1973)	
<b>EDUCATION (excluding schools)</b>		School	100,000.00	Cancelled, Abated or Adjusted (1973)	
Libraries		Self-Liquidating		Balance December 31, 1973	7,680.00
Other Educational Services		Other		<b>CURRENT FINANCES DECEMBER 31, 1973</b>	
<b>STATUTORY EXPENDITURES</b>		Total	100,000.00	<b>ASSETS</b>	
Pensions & F. I. C. A.	6,000.00	<b>EQUALIZED VALUATION BASIS</b>		Cash Dec. 31, 1973	617,644.85
Employee Fringe Benefits	600.00	<b>FOR NET DEBT COMPUTATION</b>	32,201,351.33	Taxes Receivable	124,279.54
Other Statutory Expenditures		<b>REAL PROPERTY VALUATIONS</b>		Tax Title Liens	5,590.24
<b>MUNICIPAL FUNCTIONS</b>	<b>TOTAL</b>	<b>Code Class # of Parcels % VAL'N</b>	<b>ASSESSED VALUATION</b>	Foreclosed Property	7,680.00
<b>CAPITAL IMPROVEMENTS</b>	<b>*MEMO*</b>	1 Vacant Land 561 14.19	3,876,565.00	Emergencies & Other Deferred Charges	13,200.00
<b>DEBT SERVICE</b>		2 Residential 526 43.82	11,568,725.00	State Aid Receivable	27,625.79
Principal Payments		3 Farm 521 33.52	9,154,660.00	Other Receivables	2,323.53
Interest Payments		4a Commercial 31 5.64	1,541,035.00	Total	798,343.95
<b>DEFERRED CHARGES</b>		4b Industrial 2 2.38	651,200.00	<b>LIABILITIES, RESERVES, AND SURPLUS</b>	
SCHOOL, COUNTY, SPECIAL DISTRICT TAXES	4,400.00	4c Apartments 4 .44	120,930.00	Cash Liabilities	430,091.64
RESERVE FOR UNCOLLECTED TAXES	914,038.31	Total 1645	27,313,115.00	Reserves for Receivables	139,873.31
EMERGENCY EMPLOYMENT ACT OF 1971	154,375.00	Land Area 37.38 Sq. Miles		Surplus Dec. 31, 1973	228,379.00
<b>EXPENDITURES</b>	<b>TOTAL</b>	Net Valuation Taxable-Municipal	27,740,631.00	Total	798,343.95
	1,345,638.31	Net Valuation Taxable-County	32,829,960.00		
		State Equalized Valuation	37,618,577.00		
		State Equalization Ratio	73.44		

1212

Population 1970 6,495  
 Population 1973 6,810  
 S & P Rating A  
 Moody Rating A

General Tax Rate Per \$100. 2.76  
 State Equalized Tax Rate 2.37

## MILLTOWN BOROUGH — MIDDLESEX COUNTY

Form of Government:

Borough Council

Number of Members on Governing Body 6

PER CAPITA:  
 Gross Debt 283.74  
 Net Debt 126.70  
 Debt Service 11.41  
 Total Tax Levy 282.51  
 Municipal Expenditures 129.86

PER CENT:  
 Gross Debt 2.71  
 Net Debt 1.21  
 Tax Levy Collected 97.77  
 Tax Levy Cancelled, Abated or Adjusted

EXPENDITURES		REVENUES-REALIZED		1973 PROPERTY TAX	
GENERAL GOVERNMENT				STATE EQUALIZED TAX RATE 1.55	
Governing Body & Public Boards		1973 Property Taxes Collected	1,888,119.82	Local District School Taxes	1,265,832.50
Municipal Clerk		1973 Payments in Lieu of Taxes		Regional & Consolidated School Tax	
Financial Administration	8,415.00	Delinquent Tax & Lien Collections	45,527.59	School Taxes in Municipal Budget	
Assessment of Taxes	6,819.00	Business Personalty Replacement Taxes	83,952.67	County Taxes	438,605.84
Collection of Taxes	15,145.00	Taxes from Public Utilities	66,570.71	County Library Taxes	
Planning, Housing & Development	4,793.00	Other Miscellaneous Tax Revenues		Local Municipal Purpose Taxes	179,043.43
Human Resources	100.00	State Aid Revenues	25,477.35	Veteran & Senior Citizen Taxes	47,680.00
Elections	2,214.00	Federal Aid Revenues		Total Taxes for Rate Computation	1,931,161.77
General Administration (other)	79,458.00	State and Local Fiscal Assistance Act Utilized	45,715.00	Special District Taxes	
JUDICIARY		Sale of Acquired Property		Bank Stock Taxes	3,963.22
Municipal Courts	14,795.00	Other Miscellaneous Revenues	386,836.88	Added and Omitted Taxes	36,449.08
PUBLIC SAFETY		Other Revenues, Revenue Sharing Tax Effort	24,646.28	Total Taxes Levied - ABSTRACT	1,923,894.07
Fire Protection	23,754.00	REVENUES TOTAL	2,641,846.30	Total Taxes Billed	1,931,269.04
Police Protection	189,426.00	Prior Years Surplus Appropriated	75,000.00	1973 TAXES COLLECTED	1,888,119.82
Civil Defense & Disaster Control	3,513.00	CAPITAL OUTLAY TOTAL	281,385.17	1973 Taxes Cancelled, Abated or Adjusted	
Environmental Inspection & Control	3,400.00	Public Enterprises	136,538.58	Transfer to Tax Title Liens or Foreclosed	
Other Public Safety		Recreation—Culture		Balance Outstanding Dec. 31, 1973	43,149.22
PUBLIC WORKS		Public Works	108,074.14	PRIOR YEARS TAXES OUTSTANDING	
Streets and Drainage	92,831.00	Buildings and Grounds	36,772.45	Balance January 1, 1973	37,981.34
Sewers and Sewage Processing	68,575.00	Library and Education		Collected in 1973	36,740.28
Garbage and Trash Disposal	91,525.00	Conservation		Cancelled, Abated or Adjusted 1973	
Public Buildings and Grounds	16,220.00	All Other		Transfers to Tax Title Liens or Foreclosed	1,084.46
Other Public Works		CAPITAL DEBT AUTHORIZED, DECEMBER 31, 1973		Balance December 31, 1973	156.60
HEALTH and WELFARE		ISSUED AND UNISSUED GROSS DEBT NET DEBT		TAX TITLE LIENS OUTSTANDING	
Health Services Except Environmental	5,361.00	School 457,500		Balance January 1, 1973	12,234.83
Welfare-Public Assistance	1,340.00	Self-liquidating 612,000		Transfers From Taxes	1,263.06
Hospitals, Clinics, First Aid		Other 862,800	862,800	Redeemed in 1973	8,787.31
Animal, Insect, & Rodent Control	1,820.00	Total 1,932,300	862,800	Cancelled, Abated or Adjusted (1973)	
Other Welfare Services		ISSUED AND OUTSTANDING		Transfers to Foreclosed Property	
RECREATION and CONSERVATION		School 457,500.00		Balance December 31, 1973	4,710.58
Beaches and Boardwalks		Self-Liquidating 468,000.00		PROPERTY ACQUIRED BY DEED OR	
Parks, Playgrounds, Shade Trees	40,177.00	Other 800,000.00		FORECLOSURE	
Land Reclamation & Conservation		Total 1,725,500.00		Balance January 1, 1973	150.00
Other Recreational Services	26,581.00	EQUALIZED VALUATION BASIS		Transfers From Taxes or Liens	
EDUCATION (excluding schools)		FOR NET DEBT COMPUTATION	71,335,547.00	Sale for Cash (1973)	
Libraries	14,020.00	REAL PROPERTY VALUATIONS		Cancelled, Abated or Adjusted (1973)	
Other Educational Services		Code Class # of Parcels % VAL'N		Balance December 31, 1973	150.00
STATUTORY EXPENDITURES		1 Vacant Land 245 4.08	2,844,850.00	CURRENT FINANCES DECEMBER 31, 1973	
Pensions & F. I. C. A.	32,370.00	2 Residential 1895 78.42	54,712,450.00	ASSETS	
Employee Fringe Benefits	4,500.00	3 Farm		Cash Dec. 31, 1973	171,757.09
Other Statutory Expenditures		4a Commercial 82 6.90	4,812,650.00	Taxes Receivable	43,305.82
MUNICIPAL FUNCTIONS TOTAL	747,152.00	4b Industrial 8 9.82	6,853,700.00	Tax Title Liens	4,710.58
CAPITAL IMPROVEMENTS *MEMO*	61,000.00	4c Apartments 7 .78	546,700.00	Foreclosed Property	150.00
DEBT SERVICE		Total 2237	69,770,350.00	Emergencies & Other Deferred Charges	
Principal Payments	40,000.00	Land Area 1.60 Sq. Miles		State Aid Receivable	750.50
Interest Payments	37,718.00	Net Valuation Taxable-Municipal	70,188,650.00	Other Receivables	4,952.43
DEFERRED CHARGES	1,900.00	Net Valuation Taxable-County	86,205,413.00	Total	225,626.42
SCHOOL, COUNTY, SPECIAL DISTRICT TAXES	1,704,438.34	State Equalized Valuation	81,393,832.00	LIABILITIES, RESERVES, AND SURPLUS	
RESERVE FOR UNCOLLECTED TAXES	57,583.00	State Equalization Ratio	86.17	Cash Liabilities	50,988.72
EMERGENCY EMPLOYMENT ACT OF 1971				Reserves for Receivables	53,118.83
EXPENDITURES TOTAL	2,588,791.34			Surplus Dec. 31, 1973	121,518.87
				Total	225,626.42

0610

Population 1970 21,430  
 Population 1973 23,240  
 S & P Rating A  
 Moody Rating A

General Tax Rate Per \$100. 6.05  
 State Equalized Tax Rate 4.06

MILLVILLE CITY — CUMBERLAND COUNTY  
 Form of Government:  
 Commission (1911)  
 Number of Members on Governing Body 5

PER CAPITA:  
 Gross Debt 576.68  
 Net Debt 227.83  
 Debt Service 20.24  
 Total Tax Levy 263.57  
 Municipal Expenditures 154.23

PER CENT:  
 Gross Debt 10.71  
 Net Debt 4.23  
 Tax Levy Collected 94.91  
 Tax Levy Cancelled, Abated or Adjusted 40

EXPENDITURES		REVENUES-REALIZED		1973 PROPERTY TAX	
GENERAL GOVERNMENT		STATE EQUALIZED TAX RATE		LOCAL DISTRICT SCHOOL TAXES	
Governing Body & Public Boards		1973 Property Taxes Collected	5,820,631.40	2.00	3,056,899.00
Municipal Clerk	28,819.44	1973 Payments in Lieu of Taxes			
Financial Administration	24,663.21	Delinquent Tax & Lien Collections	352,264.17		
Assessment of Taxes	121,840.00	Business Personalty Replacement Taxes	371,427.50		
Collection of Taxes	81,580.30	Taxes from Public Utilities	455,364.67		
Planning, Housing & Development	8,200.00	Other Miscellaneous Tax Revenues			
Human Resources	114,427.36	State Aid Revenues	429,973.86		
Elections	14,136.24	Federal Aid Revenues	68,788.71		
General Administration (other)	190,296.99	State and Local Fiscal Assistance Act Utilized	355,393.50		
JUDICIARY		Sale of Acquired Property	2,000.00		
Municipal Courts	25,240.12	Other Miscellaneous Revenues	346,719.27		
PUBLIC SAFETY		Other Revenues, Revenue Sharing Tax Effort	57,856.63		
Fire Protection	138,366.95	Total	8,260,419.71		
Police Protection	591,807.10	Prior Years Surplus Appropriated	30,000.00		
Civil Defense & Disaster Control	2,810.00	REVENUES TOTAL	8,290,419.71		
Environmental Inspection & Control	32,244.48	CAPITAL OUTLAY TOTAL	1,273,690.46		
Other Public Safety					
PUBLIC WORKS					
Streets and Drainage	433,049.99	Public Enterprises	1,060,091.06		
Sewers and Sewage Processing		Recreation—Culture			
Garbage and Trash Disposal	95,700.00	Public Works	116,351.16		
Public Buildings and Grounds	146,635.00	Buildings and Grounds	27,188.00		
Other Public Works		Library and Education	70,060.24		
Conservation		All Other			
HEALTH and WELFARE					
Health Services Except Environmental	15,613.76				
Welfare—Public Assistance	14,508.97				
Hospitals, Clinics, First Aid	22,000.00				
Animal, Insect, & Rodent Control	8,550.00				
Other Welfare Services					
RECREATION and CONSERVATION					
Beaches and Boardwalks					
Parks, Playgrounds, Shade Trees	82,966.94				
Land Reclamation & Conservation					
Other Recreational Services	4,758.06				
EDUCATION (excluding schools)					
Libraries	77,080.00				
Other Educational Services					
STATUTORY EXPENDITURES					
Pensions & F. I. C. A.	135,000.00				
Employee Fringe Benefits	18,000.00				
Other Statutory Expenditures					
MUNICIPAL FUNCTIONS TOTAL	2,428,294.91				
CAPITAL IMPROVEMENTS *MEMO*	47,010.24				
DEBT SERVICE					
Principal Payments	264,000.00				
Interest Payments	206,394.50				
TYPE I SCHL DEBT *MEMO*	371,034.50				
DEFERRED CHARGES	202,237.13				
SCHOOL, COUNTY, SPECIAL DISTRICT TAXES	4,850,290.48				
RESERVE FOR UNCOLLECTED TAXES	420,480.99				
EMERGENCY EMPLOYMENT ACT OF 1971	62,885.00				
EXPENDITURES TOTAL	8,434,583.01				

1971/3000

\* ABOVE DEBT SERVICE INCLUDES TYPE I SCHOOL DEBT

1420

Population 1970 3,575  
 Population 1973 3,650  
 S & P Rating  
 Moody Rating

General Tax Rate Per \$100. 5.33  
 State Equalized Tax Rate 3.57

## MINE HILL TOWNSHIP — MORRIS COUNTY

Form of Government:  
 Township Committee  
 Number of Members on Governing Body 3

PER CAPITA:  
 Gross Debt 102.25  
 Net Debt 95.40  
 Debt Service .90  
 Total Tax Levy 327.57  
 Municipal Expenditures 133.60

PER CENT:  
 Gross Debt 1.26  
 Net Debt 1.18  
 Net Debt 97.06  
 Tax Levy Collected  
 Tax Levy Cancelled, Abated or Adjusted .08

EXPENDITURES		REVENUES-REALIZED		1973 PROPERTY TAX	
GENERAL GOVERNMENT				STATE EQUALIZED TAX RATE — 2.52	
Governing Body & Public Boards		1973 Property Taxes Collected		Local District School Taxes	851,209.60
Municipal Clerk	5,350.00	1973 Payments in Lieu of Taxes		Regional & Consolidated School Tax	
Financial Administration	25,347.52	Delinquent Tax & Lien Collections		School Taxes in Municipal Budget	
Assessment of Taxes	8,800.00	Business Personalty Replacement Taxes		County Taxes	149,130.19
Collection of Taxes	6,700.00	Taxes from Public Utilities		County Library Taxes	9,097.63
Planning, Housing & Development		Other Miscellaneous Tax Revenues		Local Municipal Purpose Taxes	169,406.31
Human Resources	800.00	State Aid Revenues		Veteran & Senior Citizen Taxes	24,350.00
Elections	44,550.00	Federal Aid Revenues		Total Taxes for Rate Computation	1,203,193.73
General Administration (other)		State and Local Fiscal Assistance Act Utilized		Special District Taxes	
JUDICIARY	9,400.00	Sale of Acquired Property		Bank Stock Taxes	922.96
Municipal Courts		Other Miscellaneous Revenues		Added and Omitted Taxes	15,848.46
PUBLIC SAFETY	13,000.00	Other Revenues, Revenue Sharing Tax Effort		Total Taxes Levied - ABSTRACT	1,195,615.15
Fire Protection	109,003.00	Prior Years Surplus Appropriated		Total Taxes Billed	1,198,320.23
Police Protection	4,100.00	REVENUES TOTAL		1973 TAXES COLLECTED	1,163,135.48
Civil Defense & Disaster Control	1,900.00	CAPITAL OUTLAY TOTAL		1973 Taxes Cancelled, Abated or Adjusted	925.75
Environmental Inspection & Control				Transfer to Tax Title Liens or Foreclosed	5,129.23
Other Public Safety				Balance Outstanding Dec. 31, 1973	29,129.77
PUBLIC WORKS	58,478.89			PRIOR YEARS TAXES OUTSTANDING	
Streets and Drainage				Balance January 1, 1973	33,726.40
Sewers and Sewage Processing	33,700.00			Collected in 1973	31,593.66
Garbage and Trash Disposal	7,050.00			Cancelled, Abated or Adjusted 1973	
Public Buildings and Grounds				Transfers to Tax Title Liens or Foreclosed	
Other Public Works				Balance December 31, 1973	2,132.74
HEALTH and WELFARE	8,287.48			TAX TITLE LIENS OUTSTANDING	
Health Services Except Environmental	950.00			Balance January 1, 1973	27,964.85
Welfare-Public Assistance				Transfers From Taxes	5,129.23
Hospitals, Clinics, First Aid	1,800.00			Redeemed in 1973	8,596.49
Animal, Insect, & Rodent Control				Cancelled, Abated or Adjusted (1973)	
Other Welfare Services				Transfers to Foreclosed Property	
RECREATION and CONSERVATION	6,075.00			Balance December 31, 1973	24,497.59
Beaches and Boardwalks				PROPERTY ACQUIRED BY DEED OR FORECLOSURE	
Parks, Playgrounds, Shade Trees				Balance January 1, 1973	7,105.00
Land Reclamation & Conservation				Transfers From Taxes or Liens	
Other Recreational Services				Sale for Cash (1973)	
EDUCATION (excluding schools)				Cancelled, Abated or Adjusted (1973)	
Libraries				Balance December 31, 1973	7,105.00
Other Educational Services				CURRENT FINANCES DECEMBER 31, 1973	
STATUTORY EXPENDITURES	16,048.00			ASSETS	
Pensions & F. I. C. A.	5,000.00			Cash Dec. 31, 1973	478,393.35
Employee Fringe Benefits				Taxes Receivable	31,262.51
Other Statutory Expenditures				Tax Title Liens	24,497.59
MUNICIPAL FUNCTIONS TOTAL	366,339.89			Foreclosed Property	7,105.00
CAPITAL IMPROVEMENTS * MEMO*	54,250.00			Emergencies & Other Deferred Charges	86,709.90
DEBT SERVICE	3,300.00			State Aid Receivable	40,998.00
Principal Payments				Other Receivables	1,339.80
Interest Payments				Total	670,306.15
DEFERRED CHARGES				LIABILITIES, RESERVES, AND SURPLUS	
SCHOOL, COUNTY, SPECIAL DISTRICT TAXES	1,009,437.42			Cash Liabilities	188,316.68
RESERVE FOR UNCOLLECTED TAXES	117,996.39			Reserves for Receivables	64,204.90
EMERGENCY EMPLOYMENT ACT OF 1971				Surplus Dec. 31, 1973	417,784.57
EXPENDITURES TOTAL	1,497,073.70			Total	670,306.15

1333

Population 1970 2,045  
 Population 1973 2,280  
 S & P Rating  
 Moody Rating

General Tax Rate Per \$100. 4.89  
 State Equalized Tax Rate 3.39

# MONMOUTH BEACH BOROUGH — MONMOUTH COUNTY

Form of Government:  
 Commission (1911)  
 Number of Members on Governing Body 3

PER CAPITA:  
 Gross Debt 401.06  
 Net Debt 228.67  
 Debt Service 11.50  
 Total Tax Levy 479.54  
 Municipal Expenditures 241.20

PER CENT:  
 Gross Debt 3.52  
 Net Debt 2.01  
 Tax Levy Collected 79.69  
 Tax Levy Cancelled, Abated or Adjusted

EXPENDITURES		REVENUES-REALIZED		1973 PROPERTY TAX	
<b>GENERAL GOVERNMENT</b>				STATE EQUALIZED TAX RATE $\frac{1.01}{1.00}$	
Governing Body & Public Boards		1973 Property Taxes Collected	871,341.82	Local District School Taxes	323,689.00
Municipal Clerk		1973 Payments in Lieu of Taxes		Regional & Consolidated School Tax	290,849.94
Financial Administration	9,500.00	Delinquent Tax & Lien Collections	64,153.08	School Taxes in Municipal Budget	
Assessment of Taxes	21,924.24	Business Personalty Replacement Taxes	5,266.62	County Taxes	191,520.33
Collection of Taxes		Taxes from Public Utilities	40,405.12	County Library Taxes	7,394.54
Planning, Housing & Development	2,032.56	Other Miscellaneous Tax Revenues		Local Municipal Purpose Taxes	266,952.65
Human Resources		State Aid Revenues	8,644.76	Veteran & Senior Citizen Taxes	10,800.00
Elections	640.00	Federal Aid Revenues		Total Taxes for Rate Computation	1,091,206.46
General Administration (other)	66,574.55	State and Local Fiscal Assistance Act Utilized	26,889.00	Special District Taxes	
<b>JUDICIARY</b>		Sale of Acquired Property		Bank Stock Taxes	1,128.35
Municipal Courts	3,574.88	Other Miscellaneous Revenues	134,092.35	Added and Omitted Taxes	11,816.23
<b>PUBLIC SAFETY</b>		Other Revenues, Revenue Sharing Tax Effort	5,359.71	Total Taxes Levied - ABSTRACT	1,093,351.04
Fire Protection	10,324.54	Total	1,156,152.46	Total Taxes Billed	1,093,351.04
Police Protection	90,984.86	Prior Years Surplus Appropriated	50,000.00	1973 TAXES COLLECTED	871,341.82
Civil Defense & Disaster Control		REVENUES TOTAL	1,206,152.46	1973 Taxes Cancelled, Abated or Adjusted	
Environmental Inspection & Control	6,000.00	CAPITAL OUTLAY TOTAL	254,694.80	Transfer to Tax Title Liens or Foreclosed	
Other Public Safety				Balance Outstanding Dec. 31, 1973	222,009.22
<b>PUBLIC WORKS</b>				<b>PRIOR YEARS TAXES OUTSTANDING</b>	
Streets and Drainage	56,090.79	Public Enterprises		Balance January 1, 1973	75,510.76
Sewers and Sewage Processing		Recreation—Culture	33,622.67	Collected in 1973	64,153.08
Garbage and Trash Disposal	28,854.75	Public Works	206,072.13	Cancelled, Abated or Adjusted 1973	
Public Buildings and Grounds	9,191.66	Buildings and Grounds	15,000.00	Transfers to Tax Title Liens or Foreclosed	
Other Public Works		Library and Education		Balance December 31, 1973	11,357.68
<b>HEALTH and WELFARE</b>		Conservation		<b>TAX TITLE LIENS OUTSTANDING</b>	
Health Services Except Environmental	6,500.00	All Other		Balance January 1, 1973	458.49
Welfare-Public Assistance	290.00			Transfers From Taxes	
Hospitals, Clinics, First Aid				Redeemed in 1973	
Animal, Insect, & Rodent Control				Cancelled, Abated or Adjusted (1973)	
Other Welfare Services				Transfers to Foreclosed Property	
<b>RECREATION and CONSERVATION</b>				Balance December 31, 1973	458.49
Beaches and Boardwalks	60,060.62			<b>PROPERTY ACQUIRED BY DEED OR FORECLOSURE</b>	
Parks, Playgrounds, Shade Trees	9,550.00			Balance January 1, 1973	18,260.00
Land Reclamation & Conservation	1,204.91			Transfers From Taxes or Liens	
Other Recreational Services				Sale for Cash (1973)	
<b>EDUCATION (excluding schools)</b>				Cancelled, Abated or Adjusted (1973)	
Libraries	10,138.00			Balance December 31, 1973	18,260.00
Other Educational Services				<b>CURRENT FINANCES DECEMBER 31, 1973</b>	
<b>STATUTORY EXPENDITURES</b>				ASSETS	
Pensions & F. I. C. A.	20,100.25			Cash Dec. 31, 1973	158,736.60
Employee Fringe Benefits	5,106.84			Taxes Receivable	233,366.90
Other Statutory Expenditures				Tax Title Liens	458.49
<b>MUNICIPAL FUNCTIONS TOTAL</b>	419,044.25			Foreclosed Property	18,260.00
<b>CAPITAL IMPROVEMENTS *MEMO*</b>	38,835.00			Emergencies & Other Deferred Charges	27,100.00
<b>DEBT SERVICE</b>				State Aid Receivable	29,647.00
Principal Payments	25,000.00			Other Receivables	171,412.07
Interest Payments	1,218.75			Total	638,981.06
<b>DEFERRED CHARGES</b>	18,380.00			<b>LIABILITIES, RESERVES, AND SURPLUS</b>	
<b>SCHOOL, COUNTY, SPECIAL DISTRICT TAXES</b>	813,453.81			Cash Liabilities	177,500.77
<b>RESERVE FOR UNCOLLECTED TAXES</b>	86,299.00			Reserves for Receivables	423,497.46
<b>EMERGENCY EMPLOYMENT ACT OF 1971</b>				Surplus Dec. 31, 1973	37,982.83
<b>EXPENDITURES TOTAL</b>	1,363,395.81			Total	638,981.06

0811

Population 1970 14,235  
 Population 1973 16,030  
 S & P Rating  
 Moody Rating

General Tax Rate Per \$100. 5.87  
 State Equalized Tax Rate 3.11

## MONROE TOWNSHIP — GLOUCESTER COUNTY

Form of Government:

Mayor-Council Plan F (OMCL50)

Number of Members on Governing Body 7

PER CAPITA:

Gross Debt 119.06  
 Net Debt 7.17  
 Debt Service 10.76  
 Total Tax Levy 218.24  
 Municipal Expenditures 138.42

PER CENT:

Gross Debt 2.15  
 Net Debt .13  
 Tax Levy Collected 92.04  
 Tax Levy Cancelled, Abated or Adjusted .14

EXPENDITURES		REVENUES-REALIZED		1973 PROPERTY TAX	
GENERAL GOVERNMENT				STATE EQUALIZED TAX RATE 2.40	
Governing Body & Public Boards		1973 Property Taxes Collected 3,221,108.61		Local District School Taxes	2,741,287.51
Municipal Clerk		1973 Payments in Lieu of Taxes		Regional & Consolidated School Tax	
Financial Administration	16,359.76	Delinquent Tax & Lien Collections 375,223.73		School Taxes in Municipal Budget	
Assessment of Taxes	116,400.00	Business Personalty Replacement Taxes 86,091.83		County Taxes	568,939.86
Collection of Taxes	37,303.00	Taxes from Public Utilities 1,008,466.47		County Library Taxes	
Planning, Housing & Development	28,390.00	Other Miscellaneous Tax Revenues 62,387.33		Local Municipal Purpose Taxes	155,920.37
Human Resources		State Aid Revenues 66,415.22		Veteran & Senior Citizen Taxes	91,430.00
Elections	3,225.00	Federal Aid Revenues 147,844.00		Total Taxes for Rate Computation	3,557,577.74
General Administration (other)	136,180.92	State and Local Fiscal Assistance Act Utilized		Special District Taxes	
JUDICIARY		Sale of Acquired Property		Bank Stock Taxes	4,079.63
Municipal Courts	25,687.87	Other Miscellaneous Revenues 146,165.05		Added and Omitted Taxes	28,167.23
PUBLIC SAFETY		Other Revenues, Revenue Sharing Tax Effort 113,347.01		Total Taxes Levied - ABSTRACT	3,498,394.60
Fire Protection	23,963.00	TOTAL 5,227,349.25		Total Taxes Billed	3,221,108.61
Police Protection	321,457.92	Prior Years Surplus Appropriated 510,331.83		1973 TAXES COLLECTED	3,221,108.61
Civil Defense & Disaster Control	500.00	REVENUES TOTAL 5,737,381.08		1973 Taxes Cancelled, Abated or Adjusted	5,011.43
Environmental Inspection & Control	12,709.12	CAPITAL OUTLAY TOTAL		Transfer to Tax Title Liens or Foreclosed	6,753.33
Other Public Safety	225,500.00			Balance Outstanding Dec. 31, 1973	266,623.23
PUBLIC WORKS		Public Enterprises		PRIOR YEARS TAXES OUTSTANDING	
Streets and Drainage	363,421.01	Recreation—Culture		Balance January 1, 1973	453,703.24
Sewers and Sewage Processing		Public Works		Collected in 1973	361,831.60
Garbage and Trash Disposal	1,000.00	Buildings and Grounds		Cancelled, Abated or Adjusted 1973	
Public Buildings and Grounds	17,226.00	Library and Education		Transfers to Tax Title Liens or Foreclosed	3,397.80
Other Public Works		Conservation		Balance December 31, 1973	88,473.84
HEALTH and WELFARE		All Other		TAX TITLE LIENS OUTSTANDING	
Health Services Except Environmental	8,425.00	CAPITAL DEBT AUTHORIZED, DECEMBER 31, 1973		Balance January 1, 1973	27,424.77
Welfare-Public Assistance	7,377.79	ISSUED AND UNISSUED GROSS DEBT NET DEBT		Transfers From Taxes	11,476.03
Hospitals, Clinics, First Aid		School 1,793,600		Redeemed in 1973	13,392.13
Animal, Insect, & Rodent Control	6,438.55	Self-liquidating 115,000		Cancelled, Abated or Adjusted (1973)	
Other Welfare Services		Other 1,903,600		Transfers to Foreclosed Property	
RECREATION and CONSERVATION		Total 1,903,600		Balance December 31, 1973	25,508.67
Beaches and Boardwalks		ISSUED AND OUTSTANDING		PROPERTY ACQUIRED BY DEED OR	
Parks, Playgrounds, Shade Trees	23,767.00	School 1,788,000.00		FORECLOSURE	
Land Reclamation & Conservation		Self-Liquidating 115,000.00		Balance January 1, 1973	49,115.82
Other Recreational Services	10,000.00	Other 1,903,000.00		Transfers From Taxes or Liens	
EDUCATION (excluding schools)		Total 1,903,000.00		Sale for Cash (1973)	
Libraries	30,717.31	EQUALIZED VALUATION BASIS		Cancelled, Abated or Adjusted (1973)	
Other Educational Services	300.00	FOR NET DEBT COMPUTATION 88,883,521.67		Balance December 31, 1973	49,115.82
STATUTORY EXPENDITURES		REAL PROPERTY VALUATIONS		CURRENT FINANCES DECEMBER 31, 1973	
Pensions & F. I. C. A.	45,220.96	Code Class # of Parcels % VAL'N ASSESSED VALUATION		ASSETS	
Employee Fringe Benefits	22,000.00	1 Vacant Land 2308 4.08 2,391,000.00		Cash Dec. 31, 1973	1,689,250.35
Other Statutory Expenditures		2 Residential 4195 72.14 42,326,250.00		Taxes Receivable	355,097.07
MUNICIPAL FUNCTIONS TOTAL 1,483,570.61		3 Farm 436 6.07 3,565,850.00		Tax Title Liens	25,508.67
CAPITAL IMPROVEMENTS *MEMO* 459,117.40		4a Commercial 311 11.02 6,465,500.00		Foreclosed Property	49,115.82
DEBT SERVICE		4b Industrial 19 .97 569,800.00		Emergencies & Other Deferred Charges	138,056.89
Principal Payments	165,000.00	4c Apartments 23 5.72 3,353,200.00		State Aid Receivable	
Interest Payments	7,500.00	Total 7262 58,671,600.00		Other Receivables	40,489.41
DEFERRED CHARGES	65,916.32	Land Area 46.96 Sq. Miles		Total	2,297,518.21
SCHOOL, COUNTY, SPECIAL DISTRICT TAXES	3,310,227.37	Net Valuation Taxable-Municipal 60,638,538.00		LIABILITIES, RESERVES, AND SURPLUS	
RESERVE FOR UNCOLLECTED TAXES	416,880.00	Net Valuation Taxable-County 93,368,363.00		Cash Liabilities	646,521.42
EMERGENCY EMPLOYMENT ACT OF 1971	80,000.00	State Equalized Valuation 112,417,992.00		Reserves for Receivables	470,210.97
EXPENDITURES TOTAL 5,529,094.30		State Equalization Ratio 53.12		Surplus Dec. 31, 1973	1,180,785.82
				Total	2,297,518.21

1213

Population 1970 9,180  
 Population 1973 10,285  
 S & P Rating  
 Moody Rating

General Tax Rate Per \$100.  
2.70  
 State Equalized Tax Rate  
2.16

## MONROE TOWNSHIP — MIDDLESEX COUNTY

Form of Government:

Mayor-Council Plan F (OMCL50)

Number of Members on Governing Body 5

PER CAPITA:

Gross Debt 549.09  
 Net Debt 24.05  
 Debt Service 5.10  
 Total Tax Levy 392.67  
 Municipal Expenditures 142.10

PER CENT:

Gross Debt 4.16  
 Net Debt .18  
 Tax Levy Collected 88.23  
 Tax Levy Cancelled, Abated or Adjusted 5.41

EXPENDITURES		REVENUES-REALIZED		1973 PROPERTY TAX	
<b>GENERAL GOVERNMENT</b>				<b>STATE EQUALIZED TAX RATE</b>	
Governing Body & Public Boards	8,000.00	1973 Property Taxes Collected		Local District School Taxes	1.63
Municipal Clerk	27,000.00	3,569,816.48		Regional & Consolidated School Tax	
Financial Administration	19,440.00	1973 Payments in Lieu of Taxes		School Taxes in Municipal Budget	
Assessment of Taxes	30,400.00	Delinquent Tax & Lien Collections		County Taxes	.45
Collection of Taxes	61,104.20	Business Personalty Replacement Taxes		County Library Taxes	
Planning, Housing & Development	50,250.00	Taxes from Public Utilities		Local Municipal Purpose Taxes	.06
Human Resources	1,000.00	Other Miscellaneous Tax Revenues		Veteran & Senior Citizen Taxes	.02
Elections	5,000.00	State Aid Revenues		Total Taxes for Rate Computation	2.16
General Administration (other)	125,548.00	Federal Aid Revenues		Special District Taxes	
<b>JUDICIARY</b>		State and Local Fiscal Assistance Act Utilized		Bank Stock Taxes	4,449.12
Municipal Courts	19,925.00	Sale of Acquired Property		Added and Omitted Taxes	268,025.09
<b>PUBLIC SAFETY</b>		Other Miscellaneous Revenues		Total Taxes Levied - ABSTRACT	4,038,628.17
Fire Protection	69,500.00	Other Revenues, Revenue Sharing Tax Effort		Total Taxes Billed	4,046,250.11
Police Protection	235,725.00	Prior Years Surplus Appropriated		1973 TAXES COLLECTED	3,569,816.48
Civil Defense & Disaster Control	1,300.00	REVENUES TOTAL		1973 Taxes Cancelled, Abated or Adjusted	218,992.06
Environmental Inspection & Control	20,502.00	CAPITAL OUTLAY TOTAL		Transfer to Tax Title Liens or Foreclosed	39,284.99
Other Public Safety				Balance Outstanding Dec. 31, 1973	218,156.58
<b>PUBLIC WORKS</b>				<b>PRIOR YEARS TAXES OUTSTANDING</b>	
Streets and Drainage	198,250.00	Public Enterprises		Balance January 1, 1973	228,931.90
Sewers and Sewage Processing		Recreation—Culture		Collected in 1973	210,995.45
Garbage and Trash Disposal	48,000.00	Public Works		Cancelled, Abated or Adjusted 1973	12,552.86
Public Buildings and Grounds	14,600.00	Buildings and Grounds		Transfers to Tax Title Liens or Foreclosed	5,009.24
Other Public Works		Library and Education		Balance December 31, 1973	374.35
<b>HEALTH and WELFARE</b>		Conservation		<b>TAX TITLE LIENS OUTSTANDING</b>	
Health Services Except Environmental	10,861.00	All Other		Balance January 1, 1973	87,644.36
Welfare-Public Assistance	3,100.00	CAPITAL DEBT AUTHORIZED, DECEMBER 31, 1973		Transfers From Taxes	45,253.64
Hospitals, Clinics, First Aid		ISSUED AND UNISSUED GROSS DEBT NET DEBT		Redeemed in 1973	11,752.20
Animal, Insect, & Rodent Control	10,000.00	School 5,400,000		Cancelled, Abated or Adjusted (1973)	
Other Welfare Services		Self-liquidating		Transfers to Foreclosed Property	
<b>RECREATION and CONSERVATION</b>		Other 247,360		Balance December 31, 1973	121,145.80
Beaches and Boardwalks		Total 5,647,360		<b>PROPERTY ACQUIRED BY DEED OR FORECLOSURE</b>	
Parks, Playgrounds, Shade Trees	600.00	ISSUED AND OUTSTANDING		Balance January 1, 1973	107,100.00
Land Reclamation & Conservation	4,400.00	School 5,400,000.00		Transfers From Taxes or Liens	
Other Recreational Services	30,000.00	Self-Liquidating		Sale for Cash (1973)	
<b>EDUCATION (excluding schools)</b>		Other 190,000.00		Cancelled, Abated or Adjusted (1973)	
Libraries	200.00	Total 5,590,000.00		Balance December 31, 1973	107,100.00
Other Educational Services		EQUALIZED VALUATION BASIS		<b>CURRENT FINANCES DECEMBER 31, 1973</b>	
<b>STATUTORY EXPENDITURES</b>		FOR NET DEBT COMPUTATION		<b>ASSETS</b>	
Pensions & F. I. C. A.	42,800.81	REAL PROPERTY VALUATIONS		Cash Dec. 31, 1973	678,630.65
Employee Fringe Benefits	18,000.00	Code Class # of Parcels % VAL'N		Taxes Receivable	218,530.93
Other Statutory Expenditures		ASSESSED VALUATION		Tax Title Liens	121,145.80
<b>MUNICIPAL FUNCTIONS TOTAL</b>	1,055,506.01	1 Vacant Land 3175 4.53		Foreclosed Property	107,100.00
<b>CAPITAL IMPROVEMENTS *MEMO*</b>	29,721.00	2 Residential 2959 59.64		Emergencies & Other Deferred Charges	87,137.78
<b>DEBT SERVICE</b>		3 Farm 672 9.87		State Aid Receivable	
Principal Payments	37,480.00	4a Commercial 87 18.07		Other Receivables	16,407.56
Interest Payments	15,020.00	4b Industrial 30 7.89		Total	1,228,952.72
<b>DEFERRED CHARGES</b>	33,700.19	4c Apartments		<b>LIABILITIES, RESERVES, AND SURPLUS</b>	
<b>SCHOOL, COUNTY, SPECIAL DISTRICT TAXES</b>	3,668,117.08	Total 6923		Cash Liabilities	293,307.17
<b>RESERVE FOR UNCOLLECTED TAXES</b>	297,269.00	Land Area 41.80 Sq. Miles		Reserves for Receivables	463,184.29
<b>EMERGENCY EMPLOYMENT ACT OF 1971</b>	22,511.00	Net Valuation Taxable-Municipal		Surplus Dec. 31, 1973	472,461.26
<b>EXPENDITURES TOTAL</b>	5,129,603.28	Net Valuation Taxable-County		Total	1,228,952.72
		State Equalized Valuation			
		State Equalization Ratio			

1914

Population 1970 1,135  
 Population 1973 1,275  
 S & P Rating  
 Moody Rating

General Tax Rate Per \$100. 2.12  
 State Equalized Tax Rate 1.89

## MONTAGUE TOWNSHIP — SUSSEX COUNTY

Form of Government:

Township Committee

Number of Members on Governing Body 3

PER CAPITA:

Gross Debt 217.91  
 Net Debt 102.62  
 Debt Service .41  
 Total Tax Levy 473.37  
 Municipal Expenditures 197.73

PER CENT:

Gross Debt 1.08  
 Net Debt .51  
 Tax Levy Collected 83.85  
 Tax Levy Cancelled, Abated or Adjusted

EXPENDITURES		REVENUES-REALIZED		1973 PROPERTY TAX	
GENERAL GOVERNMENT				STATE EQUALIZED TAX RATE — .84	
Governing Body & Public Boards		1973 Property Taxes Collected	506,102.03	Local District School Taxes	263,836.50
Municipal Clerk	5,337.62	1973 Payments in Lieu of Taxes		Regional & Consolidated School Tax	
Financial Administration	6,070.00	Delinquent Tax & Lien Collections	84,228.01	School Taxes in Municipal Budget	
Assessment of Taxes	4,300.00	Business Personalty Replacement Taxes	9,807.46	County Taxes	235,290.25
Collection of Taxes	2,851.15	Taxes from Public Utilities	49,653.29	County Library Taxes	9,223.30
Planning, Housing & Development		Other Miscellaneous Tax Revenues		Local Municipal Purpose Taxes	75,430.27
Human Resources		State Aid Revenues	15,846.63	Veteran & Senior Citizen Taxes	9,330.00
Elections		Federal Aid Revenues		Total Taxes for Rate Computation	593,110.32
General Administration (other)	22,440.31	State and Local Fiscal Assistance Act Utilized	18,300.00	Special District Taxes	
JUDICIARY		Sale of Acquired Property		Bank Stock Taxes	817.12
Municipal Courts	3,442.08	Other Miscellaneous Revenues	30,677.70	Added and Omitted Taxes	18,949.47
PUBLIC SAFETY		Other Revenues, Revenue Sharing Tax Effort	1,505.00	Total Taxes Levied - ABSTRACT	603,546.91
Fire Protection	5,400.00	Total	716,120.12	Total Taxes Billed	603,546.91
Police Protection		Prior Years Surplus Appropriated	65,000.00	1973 TAXES COLLECTED	506,102.03
Civil Defense & Disaster Control	605.77	REVENUES TOTAL	781,120.12	1973 Taxes Cancelled, Abated or Adjusted	
Environmental Inspection & Control	650.00	CAPITAL OUTLAY TOTAL	247,980.51	Transfer to Tax Title Liens or Foreclosed	
Other Public Safety				Balance Outstanding Dec. 31, 1973	97,444.88
PUBLIC WORKS				PRIOR YEARS TAXES OUTSTANDING	
Streets and Drainage	52,100.00	Public Enterprises		Balance January 1, 1973	112,704.67
Sewers and Sewage Processing		Recreation—Culture		Collected in 1973	84,228.01
Garbage and Trash Disposal	1,150.00	Public Works	195,124.74	Cancelled, Abated or Adjusted 1973	
Public Buildings and Grounds	850.00	Buildings and Grounds	52,855.77	Transfers to Tax Title Liens or Foreclosed	
Other Public Works		Library and Education		Balance December 31, 1973	28,476.66
HEALTH and WELFARE		Conservation		TAX TITLE LIENS OUTSTANDING	
Health Services Except Environmental	1,836.00	All Other		Balance January 1, 1973	7,547.02
Welfare-Public Assistance	500.00	CAPITAL DEBT AUTHORIZED, DECEMBER 31, 1973		Transfers From Taxes	
Hospitals, Clinics, First Aid		ISSUED AND UNISSUED GROSS DEBT NET DEBT		Redeemed in 1973	
Animal, Insect, & Rodent Control	693.07	School 147,000		Cancelled, Abated or Adjusted (1973)	
Other Welfare Services		Self-liquidating 130,836	130,836	Transfers to Foreclosed Property	
RECREATION and CONSERVATION		Other 277,836	130,836	Balance December 31, 1973	7,547.02
Beaches and Boardwalks		ISSUED AND OUTSTANDING		PROPERTY ACQUIRED BY DEED OR FORECLOSURE	
Parks, Playgrounds, Shade Trees		School 147,000.00		Balance January 1, 1973	
Land Reclamation & Conservation		Self-Liquidating		Transfers From Taxes or Liens	
Other Recreational Services	590.70	Other		Sale for Cash (1973)	
EDUCATION (excluding schools)		Total 147,000.00		Cancelled, Abated or Adjusted (1973)	
Libraries		EQUALIZED VALUATION BASIS FOR NET DEBT COMPUTATION	25,800,360.00	Balance December 31, 1973	
Other Educational Services		REAL PROPERTY VALUATIONS		CURRENT FINANCES DECEMBER 31, 1973	
STATUTORY EXPENDITURES		Code Class # of Parcels % VAL'N ASSESSED VALUATION		ASSETS	
Pensions & F. I. C. A.	2,800.00	1 Vacant Land 709 23.67 6,501,131.00		Cash Dec. 31, 1973	162,142.92
Employee Fringe Benefits		2 Residential 688 62.47 17,156,664.00		Taxes Receivable	125,921.54
Other Statutory Expenditures		3 Farm 89 6.82 1,874,643.00		Tax Title Liens	7,547.02
MUNICIPAL FUNCTIONS TOTAL	111,616.70	4a Commercial 18 7.03 1,930,450.00		Foreclosed Property	
CAPITAL IMPROVEMENTS *MEMO*	29,900.00	4b Industrial		Emergencies & Other Deferred Charges	28,311.91
DEBT SERVICE		4c Apartments		State Aid Receivable	5,292.36
Principal Payments	525.00	Total 1504 27,462,888.00		Other Receivables	175,937.71
Interest Payments		Land Area 45.20 Sq. Miles		Total	505,153.46
DEFERRED CHARGES	27,965.02	Net Valuation Taxable-Municipal	28,084,783.00	LIABILITIES, RESERVES, AND SURPLUS	
SCHOOL, COUNTY, SPECIAL DISTRICT TAXES	508,350.05	Net Valuation Taxable-County	29,022,498.00	Cash Liabilities	138,349.72
RESERVE FOR UNCOLLECTED TAXES	112,000.00	State Equalized Valuation	31,341,009.00	Reserves for Receivables	309,406.27
EMERGENCY EMPLOYMENT ACT OF 1971		State Equalization Ratio 89.40		Surplus Dec. 31, 1973	57,397.47
EXPENDITURES TOTAL	760,456.77			Total	505,153.46

0713

Population 1970 44,055  
 Population 1973 43,755  
 S & P Rating AA  
 Moody Rating A

General Tax Rate Per \$100. 7.53  
 State Equalized Tax Rate 4.88

## MONTCLAIR TOWN — ESSEX COUNTY

Form of Government:

Commission (1911)

Number of Members on Governing Body 5

PER CAPITA:

Gross Debt 245.43  
 Net Debt 89.41  
 Debt Service 27.79  
 Total Tax Levy 493.39  
 Municipal Expenditures 243.61

PER CENT:

Gross Debt 2.64  
 Net Debt .96  
 Tax Levy Collected 96.99  
 Tax Levy Cancelled, Abated or Adjusted .40

EXPENDITURES		REVENUES-REALIZED		1973 PROPERTY TAX	
GENERAL GOVERNMENT				STATE EQUALIZED TAX RATE $\rightarrow$ 4.88	
Governing Body & Public Boards	41,951.00	1973 Property Taxes Collected	20,966,722.10	Local District School Taxes 2.23	9,922,111.00
Municipal Clerk	45,974.00	1973 Payments in Lieu of Taxes	90,000.00	Regional & Consolidated School Tax	
Financial Administration	138,751.00	Delinquent Tax & Lien Collections	515,021.95	School Taxes in Municipal Budget .15	651,041.95
Assessment of Taxes	49,670.00	Business Personalty Replacement Taxes	314,858.34	County Taxes 1.22	5,426,000.97
Collection of Taxes	49,471.00	Taxes from Public Utilities	706,560.51	County Library Taxes	
Planning, Housing & Development	37,659.00	Other Miscellaneous Tax Revenues		Local Municipal Purpose Taxes 1.24	5,523,809.01
Human Resources	32,475.00	State Aid Revenues	478,963.44	Veteran & Senior Citizen Taxes .04	160,780.00
Elections	6,260.00	Federal Aid Revenues	111,032.20	Total Taxes for Rate Computation 4.88	21,683,742.93
General Administration (other)	351,732.43	State and Local Fiscal Assistance Act Utilized	167,377.00	Special District Taxes	
JUDICIARY		Sale of Acquired Property		Bank Stock Taxes	37,400.27
Municipal Courts	55,713.00	Other Miscellaneous Revenues	1,256,691.02	Added and Omitted Taxes	28,132.08
PUBLIC SAFETY		Other Revenues, Revenue Sharing Tax Effort	283,955.80	Total Taxes Levied - ABSTRACT	21,588,495.28
Fire Protection	1,220,842.10	Total	24,891,242.36	Total Taxes Billed	21,616,661.71
Police Protection	1,667,237.48	Prior Years Surplus Appropriated	1,007,469.26	1973 TAXES COLLECTED	20,966,722.10
Civil Defense & Disaster Control	13,151.00	REVENUES TOTAL	25,898,711.62	1973 Taxes Cancelled, Abated or Adjusted	66,884.84
Environmental Inspection & Control	316,077.00	CAPITAL OUTLAY TOTAL	1,086,529.75	Transfer to Tax Title Liens or Foreclosed	82,348.92
Other Public Safety				Balance Outstanding Dec. 31, 1973	480,705.85
PUBLIC WORKS				PRIOR YEARS TAXES OUTSTANDING	
Streets and Drainage	599,651.79	Public Enterprises	1,149.00	Balance January 1, 1973	517,113.92
Sewers and Sewage Processing	434,892.00	Recreation—Culture	1,667.00	Collected in 1973	477,883.25
Garbage and Trash Disposal	555,377.00	Public Works	141,409.33	Cancelled, Abated or Adjusted 1973	14,087.40
Public Buildings and Grounds	156,233.00	Buildings and Grounds	102,304.42	Transfers to Tax Title Liens or Foreclosed	20,658.88
Other Public Works	35,174.00	Library and Education	840,000.00	Balance December 31, 1973	4,484.39
HEALTH and WELFARE		Conservation		TAX TITLE LIENS OUTSTANDING	
Health Services Except Environmental	305,917.61	All Other		Balance January 1, 1973	158,123.64
Welfare—Public Assistance	44,379.77	CAPITAL DEBT AUTHORIZED, DECEMBER 31, 1973		Transfers From Taxes	105,560.77
Hospitals, Clinics, First Aid		ISSUED AND UNISSUED GROSS DEBT		Redeemed in 1973	37,138.70
Animal, Insect, & Rodent Control	16,055.00	School 6,826,590		Cancelled, Abated or Adjusted (1973)	
Other Welfare Services		Self-Liquidating 421,000	421,000	Transfers to Foreclosed Property	
RECREATION and CONSERVATION		Other 3,491,049	3,491,049	Balance December 31, 1973	226,545.71
Beaches and Boardwalks		Total 10,738,640	3,912,049	PROPERTY ACQUIRED BY DEED OR FORECLOSURE	
Parks, Playgrounds, Shade Trees	537,037.93	ISSUED AND OUTSTANDING		Balance January 1, 1973	60,250.00
Land Reclamation & Conservation		School 6,826,000.00		Transfers From Taxes or Liens	
Other Recreational Services		Self-Liquidating 420,000.00	420,000.00	Sale for Cash (1973)	
EDUCATION (excluding schools)		Other 3,023,000.00	3,023,000.00	Cancelled, Abated or Adjusted (1973)	750.00
Libraries	569,166.00	Total 10,269,000.00		Balance December 31, 1973	59,500.00
Other Educational Services		EQUALIZED VALUATION BASIS		CURRENT FINANCES DECEMBER 31, 1973	
STATUTORY EXPENDITURES		FOR NET DEBT COMPUTATION	406,521,447.00	ASSETS	
Pensions & F. I. C. A.	740,935.86	REAL PROPERTY VALUATIONS		Cash Dec. 31, 1973	7,609,726.31
Employee Fringe Benefits		Code Class # of Parcels % VAL'N	ASSESSED VALUATION	Taxes Receivable	485,190.24
Other Statutory Expenditures		1 Vacant Land 350 .86	2,443,600.00	Tax Title Liens	226,545.71
MUNICIPAL FUNCTIONS TOTAL	8,021,484.04	2 Residential 8491 76.20	215,480,800.00	Foreclosed Property	59,500.00
CAPITAL IMPROVEMENTS *MEMO*	31,500.00	3 Farm		Emergencies & Other Deferred Charges	133,715.00
DEBT SERVICE		4a Commercial 542 12.85	36,338,800.00	State Aid Receivable	1,080.55
Principal Payments	784,000.00	4b Industrial 7 .14	408,100.00	Other Receivables	95,262.82
Interest Payments	432,158.60	4c Apartments 185 9.94	28,123,900.00	Total	8,611,020.63
TYPE I SCHL DEBT *MEMO	877,051.45	Total 9575	282,795,200.00	LIABILITIES, RESERVES, AND SURPLUS	
DEFERRED CHARGES	50,716.97	Land Area 6.20 Sq. Miles		Cash Liabilities	6,165,130.42
SCHOOL, COUNTY, SPECIAL DISTRICT TAXES	15,999,153.92	Net Valuation Taxable-Municipal	288,281,200.00	Reserves for Receivables	866,585.90
RESERVE FOR UNCOLLECTED TAXES	1,370,848.44	Net Valuation Taxable-County	413,110,549.00	Surplus Dec. 31, 1973	1,578,904.31
EMERGENCY EMPLOYMENT ACT OF 1971		State Equalized Valuation	441,567,052.00	Total	8,611,020.63
EXPENDITURES TOTAL	26,658,361.97	State Equalization Ratio	64.92		

1813

Population 1970 6,370  
 Population 1973 6,635  
 S & P Rating  
 Moody Rating

General Tax Rate Per \$100. 6.92  
 State Equalized Tax Rate 3.01

## MONTGOMERY TOWNSHIP — SOMERSET COUNTY

Form of Government:

Township Committee

Number of Members on Governing Body 5

PER CAPITA:

Gross Debt 781.15  
 Net Debt 218.69  
 Debt Service 6.80  
 Total Tax Levy 475.67  
 Municipal Expenditures 143.77

PER CENT:

Gross Debt 5.56  
 Net Debt 1.56  
 Tax Levy Collected 95.24  
 Tax Levy Cancelled, Abated or Adjusted .02

EXPENDITURES		REVENUES-REALIZED		1973 PROPERTY TAX	
GENERAL GOVERNMENT				STATE EQUALIZED TAX RATE 2.38	
Governing Body & Public Boards		1973 Property Taxes Collected	3,007,849.70	Local District School Taxes	2,442,139.00
Municipal Clerk		1973 Payments in Lieu of Taxes		Regional & Consolidated School Tax	
Financial Administration	7,148.00	Delinquent Tax & Lien Collections	153,097.62	School Taxes in Municipal Budget	
Assessment of Taxes	9,718.00	Business Personalty Replacement Taxes	70,400.60	County Taxes	478,796.00
Collection of Taxes	8,319.76	Taxes from Public Utilities	228,532.45	County Library Taxes	22,622.50
Planning, Housing & Development	19,500.00	Other Miscellaneous Tax Revenues		Local Municipal Purpose Taxes	122,794.21
Human Resources		State Aid Revenues	32,523.05	Veteran & Senior Citizen Taxes	23,530.00
Elections		Federal Aid Revenues		Total Taxes for Rate Computation	3,089,881.71
General Administration (other)	116,418.00	State and Local Fiscal Assistance Act Utilized	56,152.00	Special District Taxes	
JUDICIARY		Sale of Acquired Property		Bank Stock Taxes	2,436.23
Municipal Courts	4,450.00	Other Miscellaneous Revenues	240,529.54	Added and Omitted Taxes	87,268.91
PUBLIC SAFETY		Other Revenues, Revenue Sharing Tax Effort	41,909.17	Total Taxes Levied - ABSTRACT	3,156,056.85
Fire Protection	47,124.00	Total	3,830,994.13	Total Taxes Billed	3,158,192.03
Police Protection	41,574.64	Prior Years Surplus Appropriated	263,000.00	1973 TAXES COLLECTED	3,007,849.70
Civil Defense & Disaster Control		REVENUES TOTAL	4,093,994.13	1973 Taxes Cancelled, Abated or Adjusted	708.22
Environmental Inspection & Control	9,136.00	CAPITAL OUTLAY TOTAL	14,617.89	Transfer to Tax Title Liens or Foreclosed	30,124.66
Other Public Safety				Balance Outstanding Dec. 31, 1973	119,509.45
PUBLIC WORKS				PRIOR YEARS TAXES OUTSTANDING	
Streets and Drainage	185,501.00	Public Enterprises		Balance January 1, 1973	148,751.84
Sewers and Sewage Processing	44,006.00	Recreation—Culture		Collected in 1973	142,658.54
Garbage and Trash Disposal		Public Works	14,469.89	Cancelled, Abated or Adjusted 1973	208.71
Public Buildings and Grounds	37,960.00	Buildings and Grounds	148.00	Transfers to Tax Title Liens or Foreclosed	4,644.29
Other Public Works	21,456.00	Library and Education		Balance December 31, 1973	1,240.30
HEALTH and WELFARE		Conservation		TAX TITLE LIENS OUTSTANDING	
Health Services Except Environmental	11,140.00	All Other		Balance January 1, 1973	49,409.45
Welfare-Public Assistance	3,286.00			Transfers From Taxes	35,292.60
Hospitals, Clinics, First Aid	1,200.00			Redeemed in 1973	10,439.08
Animal, Insect, & Rodent Control	2,000.00			Cancelled, Abated or Adjusted (1973)	
Other Welfare Services				Transfers to Foreclosed Property	
RECREATION and CONSERVATION				Balance December 31, 1973	74,262.97
Beaches and Boardwalks				PROPERTY ACQUIRED BY DEED OR FORECLOSURE	
Parks, Playgrounds, Shade Trees	6,500.00			Balance January 1, 1973	12,310.00
Land Reclamation & Conservation	4,005.00			Transfers From Taxes or Liens	
Other Recreational Services	14,350.00			Sale for Cash (1973)	
EDUCATION (excluding schools)				Cancelled, Abated or Adjusted (1973)	
Libraries	100.00			Balance December 31, 1973	12,310.00
Other Educational Services				CURRENT FINANCES DECEMBER 31, 1973	
STATUTORY EXPENDITURES				ASSETS	
Pensions & F. I. C. A.	32,002.00			Cash Dec. 31, 1973	1,498,686.53
Employee Fringe Benefits	5,600.00			Taxes Receivable	120,749.75
Other Statutory Expenditures				Tax Title Liens	74,262.97
MUNICIPAL FUNCTIONS TOTAL	632,494.40			Foreclosed Property	12,310.00
CAPITAL IMPROVEMENTS *MEMO*	69,955.00			Emergencies & Other Deferred Charges	96,999.00
DEBT SERVICE				State Aid Receivable	44,211.44
Principal Payments	29,875.00			Other Receivables	148.00
Interest Payments	15,253.24			Total	1,847,367.69
DEFERRED CHARGES	30,603.59			LIABILITIES, RESERVES, AND SURPLUS	
SCHOOL, COUNTY, SPECIAL DISTRICT TAXES	2,943,557.50			Cash Liabilities	1,065,272.02
RESERVE FOR UNCOLLECTED TAXES	245,664.03			Reserves for Receivables	207,470.72
EMERGENCY EMPLOYMENT ACT OF 1971				Surplus Dec. 31, 1973	574,624.95
EXPENDITURES TOTAL	3,897,447.76			Total	1,847,367.69

0236

Population 1970 7,350  
 Population 1973 7,470  
 S & P Rating  
 Moody Rating

General Tax Rate Per \$100. 3.35  
 State Equalized Tax Rate 3.01

MONTVALE BOROUGH — BERGEN COUNTY  
 Form of Government:  
 Borough Council  
 Number of Members on Governing Body 6

PER CAPITA: 1,500.37  
 Gross Debt 1,079.41  
 Net Debt 31.60  
 Debt Service 545.11  
 Total Tax Levy 194.62  
 Municipal Expenditures  
 PER CENT: 9.47  
 Gross Debt 6.81  
 Net Debt 95.37  
 Tax Levy Collected  
 Tax Levy Cancelled, Abated or Adjusted .32

EXPENDITURES		REVENUES-REALIZED		1973 PROPERTY TAX	
<b>GENERAL GOVERNMENT</b>				<b>STATE EQUALIZED TAX RATE</b>	
Governing Body & Public Boards		1973 Property Taxes Collected	3,903,447.01	Local District School Taxes	1.16 1,555,055.50
Municipal Clerk		1973 Payments in Lieu of Taxes	127,152.77	Regional & Consolidated School Tax	.94 1,255,677.46
Financial Administration	4,600.00	Delinquent Tax & Lien Collections	76,157.11	School Taxes in Municipal Budget	
Assessment of Taxes	12,300.00	Business Personalty Replacement Taxes	234,563.08	County Taxes	.36 478,324.69
Collection of Taxes	16,959.00	Taxes from Public Utilities	10,227.96	County Library Taxes	
Planning, Housing & Development	16,855.00	Other Miscellaneous Tax Revenues	28,200.10	Local Municipal Purpose Taxes	.53 708,400.68
Human Resources		State Aid Revenues		Veteran & Senior Citizen Taxes	.03 34,640.00
Elections	800.00	Federal Aid Revenues		Total Taxes for Rate Computation	3.02 4,032,098.33
General Administration (other)	111,244.00	State and Local Fiscal Assistance Act Utilized	22,000.00	Special District Taxes	
<b>JUDICIARY</b>		Sale of Acquired Property	230,880.24	Bank Stock Taxes	6,635.48
Municipal Courts	6,064.00	Other Miscellaneous Revenues	66,594.32	Added and Omitted Taxes	67,854.05
<b>PUBLIC SAFETY</b>		Other Revenues, Revenue Sharing Tax Effort	4,699,222.59	Total Taxes Levied - ABSTRACT	4,071,947.86
Fire Protection	56,705.00	Total	4,699,222.59	Total Taxes Billed	4,092,800.30
Police Protection	327,270.00	Prior Years Surplus Appropriated	150,000.00	1973 TAXES COLLECTED	3,903,447.01
Civil Defense & Disaster Control		REVENUES TOTAL	4,849,222.59	1973 Taxes Cancelled, Abated or Adjusted	13,009.65
Environmental Inspection & Control	10,617.00			Transfer to Tax Title Liens or Foreclosed	2,221.05
Other Public Safety		CAPITAL OUTLAY TOTAL	1,102,119.74	Balance Outstanding Dec. 31, 1973	174,122.59
<b>PUBLIC WORKS</b>				<b>PRIOR YEARS TAXES OUTSTANDING</b>	
Streets and Drainage	127,127.00	Public Enterprises		Balance January 1, 1973	129,128.51
Sewers and Sewage Processing	31,143.00	Recreation—Culture		Collected in 1973	127,152.77
Garbage and Trash Disposal	137,500.00	Public Works	1,100,293.30	Cancelled, Abated or Adjusted 1973	
Public Buildings and Grounds	17,070.00	Buildings and Grounds	1,826.44	Transfers to Tax Title Liens or Foreclosed	1,975.74
Other Public Works	16,318.55	Library and Education		Balance December 31, 1973	
<b>HEALTH and WELFARE</b>		Conservation		<b>TAX TITLE LIENS OUTSTANDING</b>	
Health Services Except Environmental	35,697.00	All Other		Balance January 1, 1973	
Welfare-Public Assistance	1,750.00			Transfers From Taxes	4,491.24
Hospitals, Clinics, First Aid	500.00	CAPITAL DEBT AUTHORIZED, DECEMBER 31, 1973		Redeemed in 1973	
Animal, Insect, & Rodent Control		ISSUED AND UNISSUED		Cancelled, Abated or Adjusted (1973)	
Other Welfare Services		School	3,144,612	Transfers to Foreclosed Property	
<b>RECREATION and CONSERVATION</b>		Self-liquidating	8,063,175	Balance December 31, 1973	4,491.24
Beaches and Boardwalks		Other		<b>PROPERTY ACQUIRED BY DEED OR FORECLOSURE</b>	
Parks, Playgrounds, Shade Trees	10,525.00	Total	11,207,787	Balance January 1, 1973	
Land Reclamation & Conservation	400.00	ISSUED AND OUTSTANDING		Transfers From Taxes or Liens	
Other Recreational Services	20,770.00	School	3,070,814.87	Sale for Cash (1973)	
<b>EDUCATION (excluding schools)</b>		Self-liquidating		Cancelled, Abated or Adjusted (1973)	
Libraries		Other		Balance December 31, 1973	
Other Educational Services	500.00	Total	7,637,000.00	<b>CURRENT FINANCES DECEMBER 31, 1973</b>	
<b>STATUTORY EXPENDITURES</b>		EQUALIZED VALUATION BASIS		ASSETS	
Pensions & F. I. C. A.	32,517.05	FOR NET DEBT COMPUTATION	118,384,891.33	Cash Dec. 31, 1973	1,598,762.01
Employee Fringe Benefits	15,500.00	REAL PROPERTY VALUATIONS		Taxes Receivable	174,122.59
Other Statutory Expenditures		Code Class # of Parcels % VAL'N		Tax Title Liens	4,491.24
<b>MUNICIPAL FUNCTIONS</b>				Foreclosed Property	
CAPITAL IMPROVEMENTS	58,000.00	1 Vacant Land 277 9.17	10,980,715.00	Emergencies & Other Deferred Charges	8,663.40
<b>DEBT SERVICE</b>		2 Residential 1660 63.38	75,925,100.00	State Aid Receivable	7,917.00
Principal Payments	21,100.00	3 Farm 30 .15	178,505.00	Other Receivables	1,434.31
Interest Payments	214,947.58	4a Commercial 83 22.67	27,162,300.00	Total	1,795,390.55
<b>DEFERRED CHARGES</b>		4b Industrial 10 2.99	3,580,900.00	<b>LIABILITIES, RESERVES, AND SURPLUS</b>	
SCHOOL, COUNTY, SPECIAL DISTRICT TAXES	4,300.00	4c Apartments 14 1.64	1,967,900.00	Cash Liabilities	1,307,542.86
RESERVE FOR UNCOLLECTED TAXES	3,289,057.65	Total	119,795,420.00	Reserves for Receivables	180,048.14
EMERGENCY EMPLOYMENT ACT OF 1971	202,708.98	Land Area 4.00 Sq. Miles		Surplus Dec. 31, 1973	307,799.55
<b>EXPENDITURES</b>		Net Valuation Taxable-Municipal	120,580,573.00	Total	1,795,390.55
<b>TOTAL</b>	<b>4,742,845.81</b>	Net Valuation Taxable-County	126,132,311.00		
		State Equalized Valuation	133,891,175.00		
		State Equalization Ratio	90.00		

1421

Population 1970 11,940  
 Population 1973 12,600  
 S & P Rating  
 Moody Rating

General Tax Rate Per \$100. 3.78  
 State Equalized Tax Rate 3.17

MONTVILLE TOWNSHIP — MORRIS COUNTY  
 Form of Government:  
 Township Committee  
 Number of Members on Governing Body 5

PER CAPITA:  
 Gross Debt 704.76  
 Net Debt 118.02  
 Debt Service 513.52  
 Total Tax Levy 163.67  
 Municipal Expenditures

PER CENT:  
 Gross Debt 5.17  
 Net Debt .86  
 Tax Levy Collected 94.10  
 Tax Levy Cancelled, Abated or Adjusted .26

EXPENDITURES		REVENUES-REALIZED		1973 PROPERTY TAX	
GENERAL GOVERNMENT				STATE EQUALIZED TAX RATE — 2.24	
Governing Body & Public Boards		1973 Property Taxes Collected	6,093,904.87	Local District School Taxes	4,410,486.62
Municipal Clerk		1973 Payments in Lieu of Taxes		Regional & Consolidated School Tax	
Financial Administration	32,450.00	Delinquent Tax & Lien Collections	324,422.11	School Taxes in Municipal Budget	
Assessment of Taxes	14,900.00	Business Personalty Replacement Taxes	113,938.01	County Taxes	813,480.48
Collection of Taxes	42,150.00	Taxes from Public Utilities	326,183.29	County Library Taxes	49,612.55
Planning, Housing & Development	40,465.85	Other Miscellaneous Tax Revenues		Local Municipal Purpose Taxes	921,274.82
Human Resources	8,598.00	State Aid Revenues	46,994.16	Veteran & Senior Citizen Taxes	59,090.00
Elections		Federal Aid Revenues	14,889.83	Total Taxes for Rate Computation	6,253,944.47
General Administration (other)	148,000.00	State and Local Fiscal Assistance Act Utilized	143,251.50	Special District Taxes	162,132.46
JUDICIARY		Sale of Acquired Property	4,194.08	Bank Stock Taxes	2,701.08
Municipal Courts	13,200.16	Other Miscellaneous Revenues	66,622.47	Added and Omitted Taxes	110,706.14
PUBLIC SAFETY		Other Revenues, Revenue Sharing Tax Effort	102,477.06	Total Taxes Levied - ABSTRACT	6,470,394.15
Fire Protection		Total	7,236,877.38	Total Taxes Billed	6,476,179.04
Police Protection	470,084.15	Prior Years Surplus Appropriated	222,000.00	1973 TAXES COLLECTED	6,093,904.87
Civil Defense & Disaster Control	650.00	REVENUES TOTAL	7,458,877.38	1973 Taxes Cancelled, Abated or Adjusted	16,799.75
Environmental Inspection & Control	36,950.00			Transfer to Tax Title Liens or Foreclosed	79,361.22
Other Public Safety		CAPITAL OUTLAY TOTAL	317,077.25	Balance Outstanding Dec. 31, 1973	286,113.20
PUBLIC WORKS				PRIOR YEARS TAXES OUTSTANDING	
Streets and Drainage	287,048.00	Public Enterprises		Balance January 1, 1973	353,914.98
Sewers and Sewage Processing	147,000.00	Recreation—Culture		Collected in 1973	304,582.31
Garbage and Trash Disposal		Public Works	271,730.50	Cancelled, Abated or Adjusted 1973	50.50
Public Buildings and Grounds	81,518.74	Buildings and Grounds	45,346.75	Transfers to Tax Title Liens or Foreclosed	28,165.53
Other Public Works	12,500.40	Library and Education		Balance December 31, 1973	21,116.64
HEALTH and WELFARE		Conservation		TAX TITLE LIENS OUTSTANDING	
Health Services Except Environmental	20,455.00	All Other		Balance January 1, 1973	134,393.90
Welfare-Public Assistance	2,400.00			Transfers From Taxes	111,153.57
Hospitals, Clinics, First Aid		CAPITAL DEBT AUTHORIZED, DECEMBER 31, 1973		Redeemed in 1973	19,839.80
Animal, Insect, & Rodent Control	3,300.00	ISSUED AND UNISSUED GROSS DEBT NET DEBT		Cancelled, Abated or Adjusted (1973)	68,885.26
Other Welfare Services		School 8,531,000 1,137,997		Transfers to Foreclosed Property	156,822.41
RECREATION and CONSERVATION		Self-liquidating 349,000 349,000		Balance December 31, 1973	
Beaches and Boardwalks		Other 8,880,000 1,486,997		PROPERTY ACQUIRED BY DEED OR FORECLOSURE	
Parks, Playgrounds, Shade Trees	4,150.00			Balance January 1, 1973	231,308.82
Land Reclamation & Conservation		ISSUED AND OUTSTANDING		Transfers From Taxes or Liens	68,885.26
Other Recreational Services	31,296.95	School 8,531,000.00		Sale for Cash (1973)	4,194.08
EDUCATION (excluding schools)		Self-Liquidating 349,000.00		Cancelled, Abated or Adjusted (1973)	
Libraries	22,000.00	Other 8,880,000.00		Balance December 31, 1973	296,000.00
Other Educational Services	300.00	Total		CURRENT FINANCES DECEMBER 31, 1973	
STATUTORY EXPENDITURES		EQUALIZED VALUATION BASIS FOR NET DEBT COMPUTATION	171,925,061.00	ASSETS	
Pensions & F. I. C. A.	51,950.00	REAL PROPERTY VALUATIONS		Cash Dec. 31, 1973	703,233.63
Employee Fringe Benefits	18,800.00	Code Class # of Parcels % VAL'N		Taxes Receivable	307,229.84
Other Statutory Expenditures		1 Vacant Land 848 9.60	15,763,350.00	Tax Title Liens	156,822.41
MUNICIPAL FUNCTIONS TOTAL	1,490,167.25	2 Residential 3255 74.02	121,558,640.00	Foreclosed Property	296,000.00
CAPITAL IMPROVEMENTS *MEMO*	144,000.00	3 Farm 120 1.87	3,061,900.00	Emergencies & Other Deferred Charges	39,311.11
DEBT SERVICE		4a Commercial 103 6.97	11,443,500.00	State Aid Receivable	586.59
Principal Payments	47,000.00	4b Industrial 41 7.55	12,395,500.00	Other Receivables	7,896.11
Interest Payments	4,400.00	4c Apartments		Total	1,511,079.69
DEFERRED CHARGES	18,859.98	Total 4367	164,222,890.00	LIABILITIES, RESERVES, AND SURPLUS	
SCHOOL, COUNTY, SPECIAL DISTRICT TAXES	5,435,712.11	Land Area 18.97 Sq. Miles		Cash Liabilities	183,197.11
RESERVE FOR UNCOLLECTED TAXES	495,330.58	Net Valuation Taxable-Municipal	165,457,524.00	Reserves for Receivables	767,948.36
EMERGENCY EMPLOYMENT ACT OF 1971	6,428.00	Net Valuation Taxable-County	193,907,556.00	Surplus Dec. 31, 1973	559,934.22
EXPENDITURES TOTAL	7,497,897.92	State Equalized Valuation	196,463,946.00	Total	1,511,079.69
		State Equalization Ratio	84.12		

0237

Population 1970 2,955  
 Population 1973 3,010  
 S & P Rating  
 Moody Rating BAA

General Tax Rate Per \$100. 1.70  
 State Equalized Tax Rate 1.32

MOONACHIE BOROUGH — BERGEN COUNTY  
 Form of Government:  
 Borough Council  
 Number of Members on Governing Body 6

PER CAPITA:  
 Gross Debt 540.68  
 Net Debt 361.89  
 Debt Service 14.61  
 Total Tax Levy 491.63  
 Municipal Expenditures 223.81  
 PER CENT:  
 Gross Debt 1.83  
 Net Debt 1.22  
 Tax Levy Collected 96.58  
 Tax Levy Cancelled, Abated or Adjusted .09

EXPENDITURES		REVENUES-REALIZED		1973 PROPERTY TAX	
<b>GENERAL GOVERNMENT</b>				<b>STATE EQUALIZED TAX RATE</b> — 1.72	
Governing Body & Public Boards	7,500.00	1973 Property Taxes Collected		Local District School Taxes	784,140.63
Municipal Clerk		1,431,037.27		Regional & Consolidated School Tax	
Financial Administration	10,751.00	16,967.97		School Taxes in Municipal Budget	
Assessment of Taxes	7,650.00	46,446.40		County Taxes	347,273.88
Collection of Taxes	9,200.00	85,750.64		County Library Taxes	
Planning, Housing & Development	4,300.00	140,507.40		Local Municipal Purpose Taxes	284,430.07
Human Resources	2,350.00	Other Miscellaneous Tax Revenues		Veteran & Senior Citizen Taxes	16,100.00
Elections	500.00	11,883.91		Total Taxes for Rate Computation	1,431,944.58
General Administration (other)	96,950.00	Federal Aid Revenues		Special District Taxes	
<b>JUDICIARY</b>		1,541.46		Bank Stock Taxes	6,377.37
Municipal Courts	9,500.00	50,433.25		Added and Omitted Taxes	57,591.77
<b>PUBLIC SAFETY</b>		State and Local Fiscal Assistance Act Utilized		Total Taxes Levied - ABSTRACT	1,479,813.72
Fire Protection	44,100.00	Sale of Acquired Property		Total Taxes Billed	1,481,647.24
Police Protection	156,000.00	77,776.58		1973 TAXES COLLECTED	1,431,037.27
Civil Defense & Disaster Control	500.00	42,148.31		1973 Taxes Cancelled, Abated or Adjusted	1,302.92
Environmental Inspection & Control		Other Miscellaneous Revenues		Transfer to Tax Title Liens or Foreclosed	
Other Public Safety		42,148.31		Balance Outstanding Dec. 31, 1973	49,307.05
<b>PUBLIC WORKS</b>		Other Revenues, Revenue Sharing Tax Effort		<b>PRIOR YEARS TAXES OUTSTANDING</b>	
Streets and Drainage	104,000.00	1,904,493.19		Balance January 1, 1973	47,404.34
Sewers and Sewage Processing		150,000.00		Collected in 1973	46,446.40
Garbage and Trash Disposal	34,000.00	2,054,493.19		Cancelled, Abated or Adjusted 1973	
Public Buildings and Grounds	8,000.00	CAPITAL OUTLAY TOTAL		Transfers to Tax Title Liens or Foreclosed	
Other Public Works		216,285.55		Balance December 31, 1973	957.94
<b>HEALTH and WELFARE</b>				<b>TAX TITLE LIENS OUTSTANDING</b>	
Health Services Except Environmental	4,310.00			Balance January 1, 1973	
Welfare-Public Assistance	200.00			Transfers From Taxes	
Hospitals, Clinics, First Aid				Redeemed in 1973	
Animal, Insect, & Rodent Control	500.00			Cancelled, Abated or Adjusted (1973)	
Other Welfare Services				Transfers to Foreclosed Property	
<b>RECREATION and CONSERVATION</b>				Balance December 31, 1973	
Beaches and Boardwalks				<b>PROPERTY ACQUIRED BY DEED OR FORECLOSURE</b>	
Parks, Playgrounds, Shade Trees	12,500.00			Balance January 1, 1973	6,650.00
Land Reclamation & Conservation				Transfers From Taxes or Liens	
Other Recreational Services	2,000.00			Sale for Cash (1973)	
<b>EDUCATION (excluding schools)</b>				Cancelled, Abated or Adjusted (1973)	
Libraries				Balance December 31, 1973	6,650.00
Other Educational Services				<b>CURRENT FINANCES DECEMBER 31, 1973</b>	
<b>STATUTORY EXPENDITURES</b>				<b>ASSETS</b>	
Pensions & F. I. C. A.	31,800.00			Cash Dec. 31, 1973	888,708.38
Employee Fringe Benefits	12,200.00			Taxes Receivable	50,264.99
Other Statutory Expenditures				Tax Title Liens	
<b>MUNICIPAL FUNCTIONS</b>				Foreclosed Property	6,650.00
<b>CAPITAL IMPROVEMENTS</b>				Emergencies & Other Deferred Charges	33,784.61
<b>DEBT SERVICE</b>				State Aid Receivable	403.87
Principal Payments	23,077.00			Other Receivables	
Interest Payments	20,901.09			Total	979,811.85
<b>DEFERRED CHARGES</b>				<b>LIABILITIES, RESERVES, AND SURPLUS</b>	
SCHOOL, COUNTY, SPECIAL DISTRICT TAXES	3,832.71			Cash Liabilities	567,761.54
RESERVE FOR UNCOLLECTED TAXES	1,131,414.51			Reserves for Receivables	88,499.60
EMERGENCY EMPLOYMENT ACT OF 1971	64,038.58			Surplus Dec. 31, 1973	323,550.71
<b>EXPENDITURES</b>				Total	979,811.85
TOTAL	1,805,074.89				

0322

Population 1970 15,680  
 Population 1973 15,990  
 S & P Rating A  
 Moody Rating A

General Tax Rate Per \$100 4.84  
 State Equalized Tax Rate 3.40

MOORESTOWN TOWNSHIP — BURLINGTON CO.  
 Form of Government:  
 Council-Manager Plan E (OMCL50)  
 Number of Members on Governing Body 5

PER CAPITA:  
 Gross Debt 816.58  
 Net Debt 342.11  
 Debt Service 10.53  
 Total Tax Levy 492.15  
 Municipal Expenditures 166.75

PER CENT:  
 Gross Debt 6.70  
 Net Debt 2.81  
 Tax Levy Collected 96.91  
 Tax Levy Cancelled, Abated or Adjusted .06

EXPENDITURES		REVENUES-REALIZED		1973 PROPERTY TAX	
GENERAL GOVERNMENT				STATE EQUALIZED TAX RATE — 2.35	
Governing Body & Public Boards	5,700.00	1973 Property Taxes Collected 7,632,228.81		Local District School Taxes	5,304,906.00
Municipal Clerk		1973 Payments in Lieu of Taxes		Regional & Consolidated School Tax	
Financial Administration	36,140.00	Delinquent Tax & Lien Collections 231,653.93		School Taxes in Municipal Budget	
Assessment of Taxes	23,991.00	Business Personalty Replacement Taxes 345,580.14		County Taxes	1,394,407.69
Collection of Taxes	22,134.00	Taxes from Public Utilities 393,932.21		County Library Taxes	-24.55
Planning, Housing & Development	15,800.00	Other Miscellaneous Tax Revenues 12,055.52		Local Municipal Purpose Taxes	881,437.00
Human Resources		State Aid Revenues 71,077.15		Veteran & Senior Citizen Taxes	89,050.00
Elections		Federal Aid Revenues 24,811.10		Total Taxes for Rate Computation	7,669,776.14
General Administration (other)	351,147.00	State and Local Fiscal Assistance Act Utilized 110,082.00		Special District Taxes	135,348.50
JUDICIARY		Sale of Acquired Property		Bank Stock Taxes	18,563.00
Municipal Courts	27,746.00	Other Miscellaneous Revenues 414,558.02		Added and Omitted Taxes	134,861.38
PUBLIC SAFETY		Other Revenues, Revenue Sharing Tax Effort 54,030.56		Total Taxes Levied - ABSTRACT	7,869,499.02
Fire Protection	2,005.00	Total 9,290,009.44		Total Taxes Billed	7,875,398.63
Police Protection	577,028.00	Prior Years Surplus Appropriated 560,857.74		1973 TAXES COLLECTED	7,632,228.81
Civil Defense & Disaster Control		TOTAL 9,850,867.18		1973 Taxes Cancelled, Abated or Adjusted	4,499.62
Environmental Inspection & Control	17,476.00	REVENUES TOTAL 1,292,010.25		Transfer to Tax Title Liens or Foreclosed	26,253.18
Other Public Safety		CAPITAL OUTLAY		Balance Outstanding Dec. 31, 1973	212,417.02
PUBLIC WORKS		Public Enterprises 657.00		PRIOR YEARS TAXES OUTSTANDING	
Streets and Drainage	347,629.60	Recreation—Culture 68,224.32		Balance January 1, 1973	228,596.24
Sewers and Sewage Processing		Public Works 279,228.90		Collected in 1973	193,157.93
Garbage and Trash Disposal	146,679.00	Buildings and Grounds 943,900.03		Cancelled, Abated or Adjusted 1973	9,823.17
Public Buildings and Grounds	50,048.00	Library and Education		Transfers to Tax Title Liens or Foreclosed	7,058.25
Other Public Works		Conservation		Balance December 31, 1973	18,556.89
HEALTH and WELFARE		All Other		TAX TITLE LIENS OUTSTANDING	
Health Services Except Environmental	14,000.00	CAPITAL DEBT AUTHORIZED, DECEMBER 31, 1973		Balance January 1, 1973	67,691.94
Welfare-Public Assistance	2,040.00	ISSUED AND UNISSUED		Transfers From Taxes	34,336.15
Hospitals, Clinics, First Aid		GROSS DEBT		Redeemed in 1973	38,496.00
Animal, Insect, & Rodent Control	825.00	NET DEBT		Cancelled, Abated or Adjusted (1973)	
Other Welfare Services		School 5,840,000		Transfers to Foreclosed Property	
RECREATION and CONSERVATION		Self-Liquidating 2,431,799		Balance December 31, 1973	63,532.09
Beaches and Boardwalks		Other 4,785,388		PROPERTY ACQUIRED BY DEED OR FORECLOSURE	
Parks, Playgrounds, Shade Trees	52,497.00	Total 13,057,187		Balance January 1, 1973	26,961.66
Land Reclamation & Conservation		ISSUED AND OUTSTANDING		Transfers From Taxes or Liens	
Other Recreational Services	108,675.00	School 5,840,000.00		Sale for Cash (1973)	
EDUCATION (excluding schools)		Self-Liquidating 2,288,801.88		Cancelled, Abated or Adjusted (1973)	
Libraries	157,700.00	Other 4,294,803.68		Balance December 31, 1973	26,961.66
Other Educational Services		Total 12,423,605.56		CURRENT FINANCES DECEMBER 31, 1973	
STATUTORY EXPENDITURES		EQUALIZED VALUATION BASIS		ASSETS	
Pensions & F. I. C. A.	128,891.00	FOR NET DEBT COMPUTATION 194,784,486.33		Cash Dec. 31, 1973	3,478,287.45
Employee Fringe Benefits	36,400.00	REAL PROPERTY VALUATIONS		Taxes Receivable	230,973.91
Other Statutory Expenditures		Code Class # of Parcels % VAL'N		Tax Title Liens	63,532.09
MUNICIPAL FUNCTIONS TOTAL	2,124,551.60	ASSESSED VALUATION		Foreclosed Property	26,961.66
CAPITAL IMPROVEMENTS * MEMO *	96,114.60	1 Vacant Land 585 2.43 3,767,270.00		Emergencies & Other Deferred Charges	66,700.00
DEBT SERVICE		2 Residential 4027 58.63 90,769,765.00		State Aid Receivable	20,372.75
Principal Payments	146,646.00	3 Farm 174 1.87 2,892,130.00		Other Receivables	7,771.01
Interest Payments	21,727.50	4a Commercial 181 23.11 35,775,450.00		Total	3,894,598.87
DEFERRED CHARGES	20,887.26	4b Industrial 35 11.19 17,329,950.00		LIABILITIES, RESERVES, AND SURPLUS	
SCHOOL, COUNTY, SPECIAL DISTRICT TAXES	6,834,662.19	4c Apartments 14 2.76 4,274,100.00		Cash Liabilities	2,843,733.09
RESERVE FOR UNCOLLECTED TAXES	331,050.00	Total 5016 154,808,665.00		Reserves for Receivables	329,238.67
EMERGENCY EMPLOYMENT ACT OF 1971	21,422.00	Land Area 15.18 Sq. Miles		Surplus Dec. 31, 1973	721,627.11
EXPENDITURES TOTAL	9,500,946.55	Net Valuation Taxable-Municipal 158,533,438.00		Total	3,894,598.87
		Net Valuation Taxable-County 226,569,035.00			
		State Equalized Valuation 224,094,769.00			
		State Equalization Ratio 70.25			

1422

Population 1970 19,460  
 Population 1973 20,050  
 S & P Rating A  
 Moody Rating A-1

General Tax Rate Per \$100. 4.53  
 State Equalized Tax Rate 3.02

**MORRIS TOWNSHIP — MORRIS COUNTY**  
**Form of Government:**  
**Township Committee**  
**Number of Members on Governing Body 5**

PER CAPITA: 496.66  
 Gross Debt 72.48  
 Net Debt 2.75  
 Debt Service 531.55  
 Total Tax Levy 185.87  
 Municipal Expenditures

PER CENT: 3.14  
 Gross Debt .46  
 Net Debt 98.51  
 Tax Levy Collected  
 Tax Levy Cancelled, Abated or Adjusted .05

EXPENDITURES		REVENUES-REALIZED		1973 PROPERTY TAX	
<b>GENERAL GOVERNMENT</b>				STATE EQUALIZED TAX RATE →	
Governing Body & Public Boards	45,360.00	1973 Property Taxes Collected	10,513,334.61	Local District School Taxes	
Municipal Clerk	46,035.00	1973 Payments in Lieu of Taxes		Regional & Consolidated School Tax	1.93
Financial Administration	81,375.00	Delinquent Tax & Lien Collections	206,185.71	School Taxes in Municipal Budget	
Assessment of Taxes	31,430.00	Business Personalty Replacement Taxes	299,667.70	County Taxes	.44
Collection of Taxes	30,365.00	Taxes from Public Utilities	414,450.77	County Library Taxes	
Planning, Housing & Development		Other Miscellaneous Tax Revenues		Local Municipal Purpose Taxes	.64
Human Resources	3,550.00	State Aid Revenues	80,891.47	Veteran & Senior Citizen Taxes	.02
Elections	331,175.00	Federal Aid Revenues		Total Taxes for Rate Computation	3.03
General Administration (other)		State and Local Fiscal Assistance Act Utilized	169,417.50	Special District Taxes	
<b>JUDICIARY</b>	14,140.00	Sale of Acquired Property	10,200.00	Bank Stock Taxes	9,878.77
Municipal Courts		Other Miscellaneous Revenues	176,425.21	Added and Omitted Taxes	100,016.77
<b>PUBLIC SAFETY</b>	282,310.00	Other Revenues, Revenue Sharing Tax Effort	63,105.33	Total Taxes Levied - ABSTRACT	10,657,526.25
Fire Protection	738,243.50	Total	11,933,678.30	Total Taxes Billed	10,672,180.72
Police Protection	24,135.00	Prior Years Surplus Appropriated	650,000.00	1973 TAXES COLLECTED	10,513,334.61
Civil Defense & Disaster Control	23,735.00	REVENUES TOTAL	12,583,678.30	1973 Taxes Cancelled, Abated or Adjusted	5,561.85
Environmental Inspection & Control		CAPITAL OUTLAY TOTAL	1,390,867.43	Transfer to Tax Title Liens or Foreclosed	8,211.44
Other Public Safety				Balance Outstanding Dec. 31, 1973	145,072.82
<b>PUBLIC WORKS</b>	625,860.00	Public Enterprises	1,104,563.90	PRIOR YEARS TAXES OUTSTANDING	
Streets and Drainage		Recreation—Culture	38,206.51	Balance January 1, 1973	166,405.78
Sewers and Sewage Processing	229,695.00	Public Works	55,662.14	Collected in 1973	165,577.41
Garbage and Trash Disposal	12,330.00	Buildings and Grounds	192,434.88	Cancelled, Abated or Adjusted 1973	320.93
Public Buildings and Grounds	6,520.00	Library and Education		Transfers to Tax Title Liens or Foreclosed	507.44
Other Public Works		Conservation		Balance December 31, 1973	
<b>HEALTH and WELFARE</b>	55,405.00	All Other		TAX TITLE LIENS OUTSTANDING	
Health Services Except Environmental				Balance January 1, 1973	48,612.26
Welfare-Public Assistance				Transfers From Taxes	8,823.04
Hospitals, Clinics, First Aid	2,000.00			Redeemed in 1973	40,608.30
Animal, Insect, & Rodent Control				Cancelled, Abated or Adjusted (1973)	82.72
Other Welfare Services				Transfers to Foreclosed Property	
<b>RECREATION and CONSERVATION</b>	167,153.00			Balance December 31, 1973	16,744.28
Beaches and Boardwalks				PROPERTY ACQUIRED BY DEED OR	
Parks, Playgrounds, Shade Trees	1,425.00			FORECLOSURE	
Land Reclamation & Conservation				Balance January 1, 1973	17,825.00
Other Recreational Services				Transfers From Taxes or Liens	
<b>EDUCATION (excluding schools)</b>	94,889.00			Sale for Cash (1973)	10,200.00
Libraries				Cancelled, Abated or Adjusted (1973)	
Other Educational Services				Balance December 31, 1973	7,625.00
<b>STATUTORY EXPENDITURES</b>	178,000.00			CURRENT FINANCES DECEMBER 31, 1973	
Pensions & F. I. C. A.	52,000.00			ASSETS	
Employee Fringe Benefits				Cash Dec. 31, 1973	1,538,845.91
Other Statutory Expenditures				Taxes Receivable	145,072.82
<b>MUNICIPAL FUNCTIONS</b>	3,077,130.50			Tax Title Liens	16,744.28
CAPITAL IMPROVEMENTS	398,200.00			Foreclosed Property	7,625.00
<b>DEBT SERVICE</b>	51,200.00			Emergencies & Other Deferred Charges	
Principal Payments	4,000.00			State Aid Receivable	141,611.04
Interest Payments				Other Receivables	118,617.83
<b>DEFERRED CHARGES</b>	119,417.54			Total	1,968,516.88
SCHOOL, COUNTY, SPECIAL DISTRICT TAXES	8,311,974.13			LIABILITIES, RESERVES, AND SURPLUS	
RESERVE FOR UNCOLLECTED TAXES	474,917.65			Cash Liabilities	516,824.40
EMERGENCY EMPLOYMENT ACT OF 1971				Reserves for Receivables	288,059.93
<b>EXPENDITURES TOTAL</b>	12,038,639.82			Surplus Dec. 31, 1973	1,163,632.55
				Total	1,568,516.88

1423

Population 1970 5,555  
 Population 1973 5,660  
 S & P Rating  
 Moody Rating

General Tax Rate Per \$100. 3.67  
 State Equalized Tax Rate 2.52

**MORRIS PLAINS BOROUGH — MORRIS COUNTY**  
 Form of Government:  
 Borough Council  
 Number of Members on Governing Body 6

PER CAPITA: 997.44  
 Gross Debt 780.21  
 Net Debt 9.40  
 Debt Service 502.32  
 Total Tax Levy 215.28  
 Municipal Expenditures

PER CENT: 5.69  
 Gross Debt 4.45  
 Net Debt 96.22  
 Tax Levy Collected  
 Tax Levy Cancelled, Abated or Adjusted .11

EXPENDITURES		REVENUES-REALIZED		1973 PROPERTY TAX	
<b>GENERAL GOVERNMENT</b>				<b>STATE EQUALIZED TAX RATE</b> 1.53	
Governing Body & Public Boards		1973 Property Taxes Collected		Local District School Taxes	1,734,450.20
Municipal Clerk		1973 Payments in Lieu of Taxes		Regional & Consolidated School Tax	
Financial Administration	24,500.00	Delinquent Tax & Lien Collections		School Taxes in Municipal Budget	
Assessment of Taxes	6,245.00	Business Personality Replacement Taxes		County Taxes	496,936.10
Collection of Taxes	20,697.00	Taxes from Public Utilities		County Library Taxes	30,315.76
Planning, Housing & Development	17,269.00	Other Miscellaneous Tax Revenues		Local Municipal Purpose Taxes	553,710.91
Human Resources	500.00	State Aid Revenues		Veteran & Senior Citizen Taxes	33,540.00
Elections	2,075.00	Federal Aid Revenues		Total Taxes for Rate Computation	2,848,952.97
General Administration (other)	129,795.00	State and Local Fiscal Assistance Act Utilized		Special District Taxes	
<b>JUDICIARY</b>		Sale of Acquired Property		Bank Stock Taxes	5,362.67
Municipal Courts	12,875.00	Other Miscellaneous Revenues		Added and Omitted Taxes	22,364.45
<b>PUBLIC SAFETY</b>		Other Revenues, Revenue Sharing Tax Effort		Total Taxes Levied - ABSTRACT	2,843,140.09
Fire Protection	22,050.00	Prior Years Surplus Appropriated		Total Taxes Billed	2,894,717.80
Police Protection	291,692.51	REVENUES TOTAL		1973 TAXES COLLECTED	2,785,295.74
Civil Defense & Disaster Control	4,450.00	CAPITAL OUTLAY TOTAL		1973 Taxes Cancelled, Abated or Adjusted	3,258.04
Environmental Inspection & Control	3,800.00	Public Enterprises		Transfer to Tax Title Liens or Foreclosed	2,898.76
Other Public Safety		Recreation—Culture		Balance Outstanding Dec. 31, 1973	103,265.26
<b>PUBLIC WORKS</b>		Public Works		<b>PRIOR YEARS TAXES OUTSTANDING</b>	
Streets and Drainage	165,157.12	Buildings and Grounds		Balance January 1, 1973	56,626.24
Sewers and Sewage Processing		Library and Education		Collected in 1973	51,701.28
Garbage and Trash Disposal	54,380.00	Conservation		Cancelled, Abated or Adjusted 1973	2,382.87
Public Buildings and Grounds	24,000.32	All Other		Transfers to Tax Title Liens or Foreclosed	
Other Public Works		CAPITAL DEBT AUTHORIZED, DECEMBER 31, 1973		Balance December 31, 1973	2,542.09
<b>HEALTH and WELFARE</b>		ISSUED AND UNISSUED GROSS DEBT NET DEBT		<b>TAX TITLE LIENS OUTSTANDING</b>	
Health Services Except Environmental	7,595.00	School 940,000		Balance January 1, 1973	11,371.43
Welfare-Public Assistance	8,200.00	Self-liquidating 99,500		Transfers From Taxes	2,898.76
Hospitals, Clinics, First Aid	500.00	Other 4,606,000		Redeemed in 1973	1,164.76
Animal, Insect, & Rodent Control	2,200.00	Total 5,645,500		Cancelled, Abated or Adjusted (1973)	
Other Welfare Services		ISSUED AND OUTSTANDING		Transfers to Foreclosed Property	
<b>RECREATION and CONSERVATION</b>		School 940,000.00		Balance December 31, 1973	13,105.43
Beaches and Boardwalks		Self-liquidating 99,000.00		<b>PROPERTY ACQUIRED BY DEED OR FORECLOSURE</b>	
Parks, Playgrounds, Shade Trees	27,805.00	Other 3,800,000.00		Balance January 1, 1973	6,880.00
Land Reclamation & Conservation		Total 4,839,000.00		Transfers From Taxes or Liens	
Other Recreational Services	31,692.00	<b>EQUALIZED VALUATION BASIS</b>		Sale for Cash (1973)	
<b>EDUCATION (excluding schools)</b>		<b>FOR NET DEBT COMPUTATION</b>		Cancelled, Abated or Adjusted (1973)	
Libraries	12,770.00	<b>REAL PROPERTY VALUATIONS</b>		Balance December 31, 1973	6,880.00
Other Educational Services	250.00	Code Class # of Parcels % VAL'N ASSESSED VALUATION		<b>CURRENT FINANCES DECEMBER 31, 1973</b>	
<b>STATUTORY EXPENDITURES</b>		1 Vacant Land 236 3.20 2,457,450.00		<b>ASSETS</b>	
Pensions & F. I. C. A.	46,552.07	2 Residential 1504 55.31 42,492,800.00		Cash Dec. 31, 1973	700,877.74
Employee Fringe Benefits,		3 Farm 8 11.55 8,874,300.00		Taxes Receivable	105,807.35
Other Statutory Expenditures		4a Commercial 6 29.94 22,997,000.00		Tax Title Liens	13,105.43
<b>MUNICIPAL FUNCTIONS</b>		4b Industrial 6 29.94 22,997,000.00		Foreclosed Property	6,880.00
<b>CAPITAL IMPROVEMENTS</b>		4c Apartments 1814 76,821,550.00		Emergencies & Other Deferred Charges	18,274.02
<b>DEBT SERVICE</b>		Total 1814 76,821,550.00		State Aid Receivable	11,584.09
Principal Payments	15,000.00	Land Area 2.60 Sq. Miles		Other Receivables	20,477.23
Interest Payments	38,227.50	Net Valuation Taxable-Municipal		Total	877,005.86
<b>DEFERRED CHARGES</b>		Net Valuation Taxable-County		<b>LIABILITIES, RESERVES, AND SURPLUS</b>	
SCHOOL, COUNTY, SPECIAL DISTRICT TAXES	36,603.54	State Equalized Valuation		Cash Liabilities	212,729.78
RESERVE FOR UNCOLLECTED TAXES	2,261,702.06	State Equalization Ratio		Reserves for Receivables	146,270.01
EMERGENCY EMPLOYMENT ACT OF 1971	211,581.73			Surplus Dec. 31, 1973	518,006.07
<b>EXPENDITURES</b>				Total	877,005.86
<b>TOTAL</b>	<b>3,480,164.85</b>				

1424  
Population 1970 17,695  
Population 1973 17,740  
S & P Rating AA  
Moody Rating AA

General Tax Rate Per \$100. 4.58  
State Equalized Tax Rate 4.36

MORRISTOWN TOWN — MORRIS CO.  
Form of Government:  
Mayor-Council Plan F (OMCL50)  
Number of Members on Governing Body 7

PER CAPITA:  
Gross Debt 1,049.41  
Net Debt 736.60  
Debt Service 21.12  
Total Tax Levy 484.81  
Municipal Expenditures 281.89  
PER CENT:  
Gross Debt 11.16  
Net Debt 7.84  
Tax Levy Collected 94.85  
Tax Levy Cancelled, Abated or Adjusted .51

EXPENDITURES		REVENUES-REALIZED		1973 PROPERTY TAX	
<b>GENERAL GOVERNMENT</b>				STATE EQUALIZED TAX RATE →	
Governing Body & Public Boards		1973 Property Taxes Collected	8,143,791.06	Local District School Taxes	
Municipal Clerk		1973 Payments in Lieu of Taxes		Regional & Consolidated School Tax	2.07
Financial Administration	57,457.00	Delinquent Tax & Lien Collections	266,344.61	School Taxes in Municipal Budget	
Assessment of Taxes	36,421.00	Business Personalty Replacement Taxes	333,396.03	County Taxes	.47
Collection of Taxes	34,043.00	Taxes from Public Utilities	384,310.45	County Library Taxes	
Planning, Housing & Development	62,076.75	Other Miscellaneous Tax Revenues	16,998.30	Local Municipal Purpose Taxes	1.80
Human Resources	6,100.00	State Aid Revenues	132,136.69	Veteran & Senior Citizen Taxes	.02
Elections	3,900.00	Federal Aid Revenues	15,956.74	Total Taxes for Rate Computation	4.36
General Administration (other)	312,757.00	State and Local Fiscal Assistance Act Utilized	212,000.00	Special District Taxes	
<b>JUDICIARY</b>		Sale of Acquired Property		Bank Stock Taxes	42,103.02
Municipal Courts	51,697.00	Other Miscellaneous Revenues	244,316.13	Added and Omitted Taxes	53,025.71
<b>PUBLIC SAFETY</b>		Other Revenues, Revenue Sharing Tax Effort	90,693.91	Total Taxes Levied - ABSTRACT	8,600,472.79
Fire Protection	435,567.00	Total	9,839,645.92	Total Taxes Billed	8,586,299.96
Police Protection	857,012.00	Prior Years Surplus Appropriated	200,000.00	1973 TAXES COLLECTED	8,143,791.06
Civil Defense & Disaster Control	9,000.00	REVENUES TOTAL	10,039,645.92	1973 Taxes Cancelled, Abated or Adjusted	43,777.45
Environmental Inspection & Control	32,482.00			Transfer to Tax Title Liens or Foreclosed	51,031.12
Other Public Safety				Balance Outstanding Dec. 31, 1973	347,700.33
<b>PUBLIC WORKS</b>		<b>CAPITAL OUTLAY TOTAL</b>	1,798,083.32	<b>PRIOR YEARS TAXES OUTSTANDING</b>	
Streets and Drainage	410,484.00	Public Enterprises	1,608,886.76	Balance January 1, 1973	378,592.34
Sewers and Sewage Processing	273,946.31	Recreation—Culture	18,623.34	Collected in 1973	216,277.02
Garbage and Trash Disposal	105,576.00	Public Works	70,737.18	Cancelled, Abated or Adjusted 1973	60,574.65
Public Buildings and Grounds	94,482.00	Buildings and Grounds	99,836.04	Transfers to Tax Title Liens or Foreclosed	5,437.61
Other Public Works	11,500.00	Library and Education		Balance December 31, 1973	96,303.06
<b>HEALTH and WELFARE</b>		Conservation		<b>TAX TITLE LIENS OUTSTANDING</b>	
Health Services Except Environmental	59,594.00	All Other		Balance January 1, 1973	143,481.54
Welfare-Public Assistance	46,958.00			Transfers From Taxes	57,224.97
Hospitals, Clinics, First Aid		<b>CAPITAL DEBT AUTHORIZED, DECEMBER 31, 1973</b>		Redeemed in 1973	50,067.59
Animal, Insect, & Rodent Control	16,000.00	<b>ISSUED AND UNISSUED</b>		Cancelled, Abated or Adjusted (1973)	1,463.12
Other Welfare Services		<b>SCHOOL</b>	1,930,744	Transfers to Foreclosed Property	
<b>RECREATION and CONSERVATION</b>		<b>Self-Liquidating</b>	10,352,800	Balance December 31, 1973	149,175.80
Beaches and Boardwalks		<b>Other</b>	6,333,000	<b>PROPERTY ACQUIRED BY DEED OR FORECLOSURE</b>	
Parks, Playgrounds, Shade Trees	184,815.00	<b>Total</b>	18,616,544	Balance January 1, 1973	8,200.00
Land Reclamation & Conservation	300.00	<b>ISSUED AND OUTSTANDING</b>		Transfers From Taxes or Liens	
Other Recreational Services	116,018.00	<b>SCHOOL</b>	1,930,744.98	Sale for Cash (1973)	
<b>EDUCATION (excluding schools)</b>		<b>Self-Liquidating</b>	9,980,000.00	Cancelled, Abated or Adjusted (1973)	
Libraries	57,005.00	<b>Other</b>	2,575,000.00	Balance December 31, 1973	8,200.00
Other Educational Services	2,000.00	<b>Total</b>	14,485,744.98	<b>CURRENT FINANCES DECEMBER 31, 1973</b>	
<b>STATUTORY EXPENDITURES</b>		<b>EQUALIZED VALUATION BASIS</b>		<b>ASSETS</b>	
Pensions & F. I. C. A.	228,000.00	<b>FOR NET DEBT COMPUTATION</b>	166,762,301.67	Cash Dec. 31, 1973	793,289.53
Employee Fringe Benefits	69,000.00	<b>REAL PROPERTY VALUATIONS</b>		Taxes Receivable	444,003.39
Other Statutory Expenditures		<b>Code Class # of Parcels % VAL'N</b>		Tax Title Liens	149,175.80
<b>MUNICIPAL FUNCTIONS TOTAL</b>	3,616,191.06	1 Vacant Land 338 2.55	4,382,650.00	Foreclosed Property	8,200.00
<b>CAPITAL IMPROVEMENTS * MEMO</b>	100,000.00	2 Residential 2681 44.59	76,691,400.00	Emergencies & Other Deferred Charges	50,600.00
<b>DEBT SERVICE</b>		3 Farm		State Aid Receivable	21,767.97
Principal Payments	194,000.00	4a Commercial 452 31.26	53,765,950.00	Other Receivables	87,636.00
Interest Payments	180,733.75	4b Industrial 25 3.39	5,835,700.00	Total	1,554,672.69
		4c Apartments 60 18.21	31,323,500.00	<b>LIABILITIES, RESERVES, AND SURPLUS</b>	
<b>DEFERRED CHARGES</b>	489,218.99	Total 3556	171,999,200.00	Cash Liabilities	372,437.77
<b>SCHOOL, COUNTY, SPECIAL DISTRICT TAXES</b>	4,978,775.89	Land Area 2.86 Sq. Miles		Reserves for Receivables	689,015.19
<b>RESERVE FOR UNCOLLECTED TAXES</b>	492,593.17	Net Valuation Taxable-Municipal	186,785,636.00	Surplus Dec. 31, 1973	493,219.73
<b>EMERGENCY EMPLOYMENT ACT OF 1971</b>	28,000.00	Net Valuation Taxable-County	220,637,124.00	Total	1,554,672.69
<b>EXPENDITURES TOTAL</b>	9,979,517.86	State Equalized Valuation	195,439,366.00		
		State Equalization Ratio	95.33		

1426

Population 1970 3,610  
 Population 1973 3,850  
 S & P Rating  
 Moody Rating

General Tax Rate Per \$100. 5.34  
 State Equalized Tax Rate 3.23

## MOUNT ARLINGTON BOROUGH — MORRIS CO.

Form of Government:  
 Borough Council  
 Number of Members on Governing Body 6

PER CAPITA: 313.10  
 Gross Debt 53.53  
 Net Debt 1.96  
 Debt Service 307.63  
 Total Tax Levy 144.54  
 Municipal Expenditures

PER CENT: 3.62  
 Gross Debt .62  
 Net Debt 95.66  
 Tax Levy Collected  
 Tax Levy Cancelled, Abated  
 or Adjusted

EXPENDITURES		REVENUES-REALIZED		1973 PROPERTY TAX	
<b>GENERAL GOVERNMENT</b>				<b>STATE EQUALIZED TAX RATE</b>	
Governing Body & Public Boards		1973 Property Taxes Collected	1,133,614.09	Local District School Taxes	2.04 750,417.00
Municipal Clerk		1973 Payments in Lieu of Taxes		Regional & Consolidated School Tax	
Financial Administration	5,300.00	Delinquent Tax & Lien Collections	56,565.69	School Taxes in Municipal Budget	
Assessment of Taxes	4,400.00	Business Personalty Replacement Taxes	19,647.34	County Taxes	.39 142,485.78
Collection of Taxes	4,780.00	Taxes from Public Utilities	65,317.42	County Library Taxes	
Planning, Housing & Development	6,830.00	Other Miscellaneous Tax Revenues		Local Municipal Purpose Taxes	.77 282,637.84
Human Resources		State Aid Revenues	117,618.14	Veteran & Senior Citizen Taxes	.04 12,950.00
Elections	670.00	Federal Aid Revenues		Total Taxes for Rate Computation	3.24 1,188,690.62
General Administration (other)	38,600.00	State and Local Fiscal Assistance Act Utilized	27,000.00	Special District Taxes	
<b>JUDICIARY</b>		Sale of Acquired Property		Bank Stock Taxes	1,312.78
Municipal Courts	3,060.00	Other Miscellaneous Revenues	33,909.61	Added and Omitted Taxes	7,311.86
<b>PUBLIC SAFETY</b>		Other Revenues, Revenue Sharing Tax Effort	13,217.29	Total Taxes Levied - ABSTRACT	1,184,365.26
Fire Protection	9,300.00	Total	1,466,889.58	Total Taxes Billed	1,185,053.46
Police Protection	31,250.00	Prior Years Surplus Appropriated	60,000.00	1973 TAXES COLLECTED	1,133,614.09
Civil Defense & Disaster Control	2,200.00	REVENUES TOTAL	1,526,889.58	1973 Taxes Cancelled, Abated or Adjusted	
Environmental Inspection & Control	800.00	CAPITAL OUTLAY TOTAL	35,000.04	Transfer to Tax Title Liens or Foreclosed	1,841.02
Other Public Safety				Balance Outstanding Dec. 31, 1973	49,598.35
<b>PUBLIC WORKS</b>				<b>PRIOR YEARS TAXES OUTSTANDING</b>	
Streets and Drainage	126,131.67	Public Enterprises		Balance January 1, 1973	46,200.16
Sewers and Sewage Processing	109,800.00	Recreation—Culture		Collected in 1973	44,070.55
Garbage and Trash Disposal	10,600.00	Public Works	21,553.75	Cancelled, Abated or Adjusted 1973	1,456.10
Public Buildings and Grounds	33,650.00	Buildings and Grounds	13,446.29	Transfers to Tax Title Liens or Foreclosed	
Other Public Works		Library and Education		Balance December 31, 1973	673.51
<b>HEALTH and WELFARE</b>		Conservation		<b>TAX TITLE LIENS OUTSTANDING</b>	
Health Services Except Environmental	6,550.00	All Other		Balance January 1, 1973	19,877.08
Welfare-Public Assistance	500.00			Transfers From Taxes	1,841.02
Hospitals, Clinics, First Aid	500.00			Redeemed in 1973	12,495.14
Animal, Insect, & Rodent Control	760.00			Cancelled, Abated or Adjusted (1973)	
Other Welfare Services				Transfers to Foreclosed Property	
<b>RECREATION and CONSERVATION</b>				Balance December 31, 1973	9,222.96
Beaches and Boardwalks				<b>PROPERTY ACQUIRED BY DEED OR FORECLOSURE</b>	
Parks, Playgrounds, Shade Trees	4,050.00			Balance January 1, 1973	12,905.00
Land Reclamation & Conservation				Transfers From Taxes or Liens	
Other Recreational Services	4,160.00			Sale for Cash (1973)	
<b>EDUCATION (excluding schools)</b>				Cancelled, Abated or Adjusted (1973)	
Libraries	8,750.00			Balance December 31, 1973	12,905.00
Other Educational Services				<b>CURRENT FINANCES DECEMBER 31, 1973</b>	
<b>STATUTORY EXPENDITURES</b>				<b>ASSETS</b>	
Pensions & F. I. C. A.	18,000.00			Cash Dec. 31, 1973	219,631.31
Employee Fringe Benefits	1,915.00			Taxes Receivable	50,271.86
Other Statutory Expenditures				Tax Title Liens	9,222.96
<b>MUNICIPAL FUNCTIONS</b>				Foreclosed Property	12,905.00
CAPITAL IMPROVEMENTS	36,000.00			Emergencies & Other Deferred Charges	165,100.00
<b>DEBT SERVICE</b>				State Aid Receivable	7,046.00
Principal Payments	7,000.00			Other Receivables	7,928.05
Interest Payments	536.25			Total	412,105.18
<b>DEFERRED CHARGES</b>				<b>LIABILITIES, RESERVES, AND SURPLUS</b>	
SCHOOL, COUNTY, SPECIAL DISTRICT TAXES	8,274.34			Cash Liabilities	169,926.68
RESERVE FOR UNCOLLECTED TAXES	58,107.50			Reserves for Receivables	80,327.87
<b>EMERGENCY EMPLOYMENT ACT OF 1971</b>				Surplus Dec. 31, 1973	161,850.63
<b>EXPENDITURES TOTAL</b>	1,449,377.54			Total	412,105.18

0425

Population 1970 5,635  
 Population 1973 5,625  
 S & P Rating  
 Moody Rating

General Tax Rate Per \$100. 3.14  
 State Equalized Tax Rate 3.08

MOUNT EPHRAIM BOROUGH — CAMDEN  
 Form of Government: COUNTY  
 Commission (1911)  
 Number of Members on Governing Body 3

PER CAPITA: 70.39  
 Gross Debt 70.39  
 Net Debt 4.30  
 Debt Service 223.71  
 Total Tax Levy 94.29  
 Municipal Expenditures

PER CENT: 1.09  
 Gross Debt 1.09  
 Net Debt 99.01  
 Tax Levy Collected  
 Tax Levy Cancelled, Abated or Adjusted

EXPENDITURES		REVENUES-REALIZED		1973 PROPERTY TAX	
GENERAL GOVERNMENT				STATE EQUALIZED TAX RATE — 1.43	
Governing Body & Public Boards		1973 Property Taxes Collected	1,245,941.13	Local District School Taxes	600,973.50
Municipal Clerk		1973 Payments in Lieu of Taxes		Regional & Consolidated School Tax	
Financial Administration	6,300.00	Delinquent Tax & Lien Collections	10,883.89	School Taxes in Municipal Budget	
Assessment of Taxes	4,575.00	Business Personalty Replacement Taxes	21,075.91	County Taxes	.85 356,038.76
Collection of Taxes	10,050.00	Taxes from Public Utilities	83,601.07	County Library Taxes	.03 10,760.41
Planning, Housing & Development	4,000.00	Other Miscellaneous Tax Revenues		Local Municipal Purpose Taxes	.67 280,563.09
Human Resources		State Aid Revenues	36,771.84	Veteran & Senior Citizen Taxes	.12 49,100.00
Elections		Federal Aid Revenues		Total Taxes for Rate Computation	3.10 1,297,435.76
General Administration (other)	59,400.00	State and Local Fiscal Assistance Act Utilized	48,798.75	Special District Taxes	
JUDICIARY		Sale of Acquired Property		Bank Stock Taxes	3,436.91
Municipal Courts	9,100.00	Other Miscellaneous Revenues	24,977.36	Added and Omitted Taxes	6,577.97
PUBLIC SAFETY		Other Revenues, Revenue Sharing Tax Effort	11,264.58	Total Taxes Levied - ABSTRACT	1,258,350.64
Fire Protection	25,560.00	Total	1,483,314.53	Total Taxes Billed	1,258,350.64
Police Protection	115,600.00	Prior Years Surplus Appropriated	100,000.00	1973 TAXES COLLECTED	1,245,941.13
Civil Defense & Disaster Control	50.00	REVENUES TOTAL	1,583,314.53	1973 Taxes Cancelled, Abated or Adjusted	
Environmental Inspection & Control	2,300.00	CAPITAL OUTLAY TOTAL	296,819.03	Transfer to Tax Title Liens or Foreclosed	
Other Public Safety				Balance Outstanding Dec. 31, 1973	12,409.51
PUBLIC WORKS				PRIOR YEARS TAXES OUTSTANDING	
Streets and Drainage	71,599.92	Public Enterprises		Balance January 1, 1973	11,026.99
Sewers and Sewage Processing	45,700.00	Recreation—Culture		Collected in 1973	10,883.89
Garbage and Trash Disposal	40,250.08	Public Works	248,020.33	Cancelled, Abated or Adjusted 1973	
Public Buildings and Grounds	12,600.00	Buildings and Grounds		Transfers to Tax Title Liens or Foreclosed	
Other Public Works		Library and Education		Balance December 31, 1973	143.10
HEALTH and WELFARE		Conservation		TAX TITLE LIENS OUTSTANDING	
Health Services Except Environmental	1,150.00	All Other	48,798.75	Balance January 1, 1973	
Welfare-Public Assistance	2,775.00	CAPITAL DEBT AUTHORIZED, DECEMBER 31, 1973		Transfers From Taxes	
Hospitals, Clinics, First Aid		ISSUED AND UNISSUED GROSS DEBT		Redeemed in 1973	
Animal, Insect, & Rodent Control		School		Cancelled, Abated or Adjusted (1973)	
Other Welfare Services		Self-liquidating		Transfers to Foreclosed Property	
RECREATION and CONSERVATION		Other	395,928	Balance December 31, 1973	
Beaches and Boardwalks		Total	395,928	PROPERTY ACQUIRED BY DEED OR	
Parks, Playgrounds, Shade Trees	12,000.00	ISSUED AND OUTSTANDING		FORECLOSURE	
Land Reclamation & Conservation		School		Balance January 1, 1973	2,335.00
Other Recreational Services		Self-Liquidating		Transfers From Taxes or Liens	
EDUCATION (excluding schools)		Other		Sale for Cash (1973)	
Libraries	2,350.00	Total	378,500.00	Cancelled, Abated or Adjusted (1973)	
Other Educational Services		EQUALIZED VALUATION BASIS		Balance December 31, 1973	2,335.00
STATUTORY EXPENDITURES		FOR NET DEBT COMPUTATION	36,463,220.33	CURRENT FINANCES DECEMBER 31, 1973	
Pensions & F. I. C. A.	20,354.57	REAL PROPERTY VALUATIONS		ASSETS	
Employee Fringe Benefits	7,000.00	Code Class # of Parcels % VAL'N		Cash Dec. 31, 1973	203,902.02
Other Statutory Expenditures		1 Vacant Land 82 1.25	508,280.00	Taxes Receivable	12,552.61
MUNICIPAL FUNCTIONS TOTAL	452,714.57	2 Residential 1541 79.24	32,305,050.00	Tax Title Liens	
CAPITAL IMPROVEMENTS *MEMO*	68,381.25	3 Farm		Foreclosed Property	2,335.00
DEBT SERVICE		4a Commercial 90 15.10	6,157,250.00	Emergencies & Other Deferred Charges	19,783.38
Principal Payments	19,000.00	4b Industrial 5 .62	250,950.00	State Aid Receivable	21,328.89
Interest Payments	5,200.00	4c Apartments 9 3.79	1,546,700.00	Other Receivables	7,006.76
DEFERRED CHARGES	19,445.43	Total 1727	40,768,230.00	Total	266,908.66
SCHOOL, COUNTY, SPECIAL DISTRICT TAXES	967,772.67	Land Area .90 Sq. Miles		LIABILITIES, RESERVES, AND SURPLUS	
RESERVE FOR UNCOLLECTED TAXES	34,000.00	Net Valuation Taxable-Municipal	41,272,081.00	Cash Liabilities	92,545.92
EMERGENCY EMPLOYMENT ACT OF 1971		Net Valuation Taxable-County	35,531,402.00	Reserves for Receivables	21,894.37
EXPENDITURES TOTAL	1,498,132.67	State Equalized Valuation	42,002,492.00	Surplus Dec. 31, 1973	152,468.37
		State Equalization Ratio	98.24	Total	266,908.66

0323

Population 1970 12,745  
 Population 1973 13,005  
 S & P Rating  
 Moody Rating

General Tax Rate Per \$100.  
 5.43  
 State Equalized Tax Rate  
 4.44

## MOUNT HOLLY TOWNSHIP — BURLINGTON CO.

Form of Government:

Council-Manager Plan A (OMCL50)

Number of Members on Governing Body 5

PER CAPITA: 209.03  
 Gross Debt .92  
 Net Debt 1.81  
 Debt Service 260.33  
 Total Tax Levy 117.07  
 Municipal Expenditures

PER CENT: 4.13  
 Gross Debt .02  
 Net Debt 92.32  
 Tax Levy Collected  
 Tax Levy Cancelled, Abated  
 or Adjusted 1.08

EXPENDITURES		REVENUES-REALIZED		1973 PROPERTY TAX	
GENERAL GOVERNMENT		1973 Property Taxes Collected		STATE EQUALIZED TAX RATE	
Governing Body & Public Boards		3,131,933.63		1.81	
Municipal Clerk		193,715.15		1.10	
Financial Administration	45,568.00	131,272.88		School Taxes in Municipal Budget	
Assessment of Taxes	19,586.00	238,792.08		County Taxes	
Collection of Taxes	3,120.00	Other Miscellaneous Tax Revenues		County Library Taxes	
Planning, Housing & Development	6,535.00	State Aid Revenues		Local Municipal Purpose Taxes	
Human Resources		Federal Aid Revenues		Veteran & Senior Citizen Taxes	
Elections	1,575.00	State and Local Fiscal Assistance Act Utilized		Total Taxes for Rate Computation	
General Administration (other)	125,848.00	Sale of Acquired Property		Special District Taxes	
JUDICIARY		Other Miscellaneous Revenues		Bank Stock Taxes	
Municipal Courts	18,204.00	Other Revenues, Revenue Sharing Tax Effort		Added and Omitted Taxes	
PUBLIC SAFETY		Total		Total Taxes Levied - ABSTRACT	
Fire Protection	51,038.00	Prior Years Surplus Appropriated		Total Taxes Billed	
Police Protection	300,205.00	REVENUES TOTAL		1973 TAXES COLLECTED	
Civil Defense & Disaster Control		CAPITAL OUTLAY TOTAL		1973 Taxes Cancelled, Abated or Adjusted	
Environmental Inspection & Control	10,453.00	Public Enterprises		Transfer to Tax Title Liens or Foreclosed	
Other Public Safety		Recreation—Culture		Balance Outstanding Dec. 31, 1973	
PUBLIC WORKS		Public Works		PRIOR YEARS TAXES OUTSTANDING	
Streets and Drainage	264,529.43	Buildings and Grounds		Balance January 1, 1973	
Sewers and Sewage Processing		Library and Education		Collected in 1973	
Garbage and Trash Disposal	45,067.00	Conservation		Cancelled, Abated or Adjusted 1973	
Public Buildings and Grounds	33,383.00	All Other		Transfers to Tax Title Liens or Foreclosed	
Other Public Works		CAPITAL DEBT AUTHORIZED, DECEMBER 31, 1973		Balance December 31, 1973	
HEALTH and WELFARE		ISSUED AND UNISSUED GROSS DEBT NET DEBT		TAX TITLE LIENS OUTSTANDING	
Health Services Except Environmental	11,838.00	School		Balance January 1, 1973	
Welfare—Public Assistance	10,593.00	Self-liquidating		Transfers From Taxes	
Hospitals, Clinics, First Aid		Other		Redeemed in 1973	
Animal, Insect, & Rodent Control		Total		Cancelled, Abated or Adjusted (1973)	
Other Welfare Services		ISSUED AND OUTSTANDING		Transfers to Foreclosed Property	
RECREATION and CONSERVATION		School		Balance December 31, 1973	
Beaches and Boardwalks		Self-Liquidating		PROPERTY ACQUIRED BY DEED OR	
Parks, Playgrounds, Shade Trees	36,383.00	Other		FORECLOSURE	
Land Reclamation & Conservation		Total		Balance January 1, 1973	
Other Recreational Services	82,473.25	EQUALIZED VALUATION BASIS		Transfers From Taxes or Liens	
EDUCATION (excluding schools)		FOR NET DEBT COMPUTATION		Sale for Cash (1973)	
Libraries	50,000.00	REAL PROPERTY VALUATIONS		Cancelled, Abated or Adjusted (1973)	
Other Educational Services		Code Class # of Parcels % VAL'N		Balance December 31, 1973	
STATUTORY EXPENDITURES		ASSESSED VALUATION		CURRENT FINANCES DECEMBER 31, 1973	
Pensions & F. I. C. A.	60,244.90	1 Vacant Land 187 1.40		ASSETS	
Employee Fringe Benefits	22,900.00	2 Residential 3182 75.07		Cash Dec. 31, 1973	
Other Statutory Expenditures		3 Farm 9 .19		Taxes Receivable	
MUNICIPAL FUNCTIONS TOTAL	1,199,543.58	4a Commercial 210 17.06		Tax Title Liens	
CAPITAL IMPROVEMENTS *MEMO*	415,693.18	4b Industrial 15 3.42		Foreclosed Property	
DEBT SERVICE		4c Apartments 10 2.85		Emergencies & Other Deferred Charges	
Principal Payments	16,000.00	Total 3613		State Aid Receivable	
Interest Payments	7,479.00	Land Area 2.91 Sq. Miles		Other Receivables	
DEFERRED CHARGES		Net Valuation Taxable-Municipal		Total	
SCHOOL, COUNTY, SPECIAL DISTRICT TAXES	29,159.10	Net Valuation Taxable-County		LIABILITIES, RESERVES, AND SURPLUS	
RESERVE FOR UNCOLLECTED TAXES	2,712,731.64	State Equalized Valuation		Cash Liabilities	
EMERGENCY EMPLOYMENT ACT OF 1971	16,256.00	State Equalization Ratio		Reserves for Receivables	
EXPENDITURES TOTAL	4,235,244.97			Surplus Dec. 31, 1973	
				Total	

0324

Population 1970 11,265  
 Population 1973 12,205  
 S & P Rating  
 Moody Rating

General Tax Rate Per \$100. 4.34  
 State Equalized Tax Rate 3.49

MOUNT LAUREL TOWNSHIP — BURLINGTON CO.  
 Form of Government:  
 Council-Manager Plan E (OMCL50)  
 Number of Members on Governing Body 5

PER CAPITA:  
 Gross Debt 684.73  
 Net Debt 72.89  
 Debt Service 6.78  
 Total Tax Levy 437.83  
 Municipal Expenditures 152.70  
 PER CENT:  
 Gross Debt 6.25  
 Net Debt .67  
 Tax Levy Collected 94.01  
 Tax Levy Cancelled, Abated or Adjusted .95

EXPENDITURES		REVENUES-REALIZED		1973 PROPERTY TAX	
GENERAL GOVERNMENT		1973 Property Taxes Collected		STATE EQUALIZED TAX RATE — 1.86	
Governing Body & Public Boards	9,650.00	5,030,243.11		Local District School Taxes	2,436,331.00
Municipal Clerk	24,136.00	1973 Payments in Lieu of Taxes		Regional & Consolidated School Tax	1,147,131.37
Financial Administration	31,198.00	Delinquent Tax & Lien Collections		School Taxes in Municipal Budget	
Assessment of Taxes	31,646.00	256,397.80		County Taxes	865,755.77
Collection of Taxes	22,152.00	90,391.16		County Library Taxes	32,412.99
Planning, Housing & Development	29,559.00	Business Personalty Replacement Taxes		Local Municipal Purpose Taxes	589,557.25
Human Resources		274,065.86		Veteran & Senior Citizen Taxes	55,050.00
Elections		Other Miscellaneous Tax Revenues		Total Taxes for Rate Computation	5,126,238.38
General Administration (other)	146,318.92	44,417.26		Special District Taxes	
JUDICIARY		State Aid Revenues		Bank Stock Taxes	3,442.75
Municipal Courts	42,907.50	16,759.17		Added and Omitted Taxes	269,135.39
PUBLIC SAFETY		Federal Aid Revenues		Total Taxes Levied - ABSTRACT	5,343,766.52
Fire Protection	40,360.00	61,715.00		Total Taxes Billed	5,350,679.10
Police Protection	377,099.00	State and Local Fiscal Assistance Act Utilized		1973 TAXES COLLECTED	5,030,243.11
Civil Defense & Disaster Control	600.00	Sale of Acquired Property		1973 Taxes Cancelled, Abated or Adjusted	51,065.20
Environmental Inspection & Control	30,112.00	Other Miscellaneous Revenues		Transfer to Tax Title Liens or Foreclosed	17,623.67
Other Public Safety		Other Revenues, Revenue Sharing Tax Effort		Balance Outstanding Dec. 31, 1973	251,747.12
PUBLIC WORKS		TOTAL		PRIOR YEARS TAXES OUTSTANDING	
Streets and Drainage	325,469.00	CAPITAL OUTLAY		Balance January 1, 1973	349,584.21
Sewers and Sewage Processing		Public Enterprises		Collected in 1973	237,184.73
Garbage and Trash Disposal	72,390.00	Recreation—Culture		Cancelled, Abated or Adjusted 1973	59,512.97
Public Buildings and Grounds	46,280.00	Public Works		Transfers to Tax Title Liens or Foreclosed	9,151.34
Other Public Works		Buildings and Grounds		Balance December 31, 1973	43,735.17
HEALTH and WELFARE		Library and Education		TAX TITLE LIENS OUTSTANDING	
Health Services Except Environmental	3,075.00	Conservation		Balance January 1, 1973	40,229.09
Welfare-Public Assistance	1,867.00	All Other		Transfers From Taxes	28,047.86
Hospitals, Clinics, First Aid		CAPITAL DEBT AUTHORIZED, DECEMBER 31, 1973		Redeemed in 1973	19,213.07
Animal, Insect, & Rodent Control		ISSUED AND UNISSUED		Cancelled, Abated or Adjusted (1973)	
Other Welfare Services		SCHOOL		Transfers to Foreclosed Property	
RECREATION and CONSERVATION		GROSS DEBT		Balance December 31, 1973	49,063.88
Beaches and Boardwalks		NET DEBT		PROPERTY ACQUIRED BY DEED OR	
Parks, Playgrounds, Shade Trees	2,500.00	889,679		FORECLOSURE	
Land Reclamation & Conservation	1,965.00	889,679		Balance January 1, 1973	46,775.00
Other Recreational Services	13,587.00	8,357,125		Transfers From Taxes or Liens	
EDUCATION (excluding schools)		ISSUED AND OUTSTANDING		Sale for Cash (1973)	
Libraries	28,827.00	SCHOOL		Cancelled, Abated or Adjusted (1973)	
Other Educational Services		Self-Liquidating		Balance December 31, 1973	46,775.00
STATUTORY EXPENDITURES		Other		CURRENT FINANCES DECEMBER 31, 1973	
Pensions & F. I. C. A.	77,235.00	Total		ASSETS	
Employee Fringe Benefits	23,400.00	EQUALIZED VALUATION BASIS		Cash Dec. 31, 1973	2,495,075.99
Other Statutory Expenditures		FOR NET DEBT COMPUTATION		Taxes Receivable	295,482.29
MUNICIPAL FUNCTIONS		REAL PROPERTY VALUATIONS		Tax Title Liens	49,063.88
CAPITAL IMPROVEMENTS	1,382,333.42	Code Class # of Parcels % VAL'N		Foreclosed Property	46,775.00
DEBT SERVICE		ASSESSED VALUATION		Emergencies & Other Deferred Charges	15,614.80
Principal Payments	46,400.00	1 Vacant Land 747 5.75		State Aid Receivable	16,000.00
Interest Payments	36,375.00	2 Residential 3176 68.46		Other Receivables	46,140.15
DEFERRED CHARGES		3 Farm 317 4.11		Total	2,964,152.11
SCHOOL, COUNTY, SPECIAL DISTRICT TAXES	25,695.00	4a Commercial 119 12.37		LIABILITIES, RESERVES, AND SURPLUS	
RESERVE FOR UNCOLLECTED TAXES	4,481,631.13	4b Industrial 28 6.35		Cash Liabilities	1,930,038.39
EMERGENCY EMPLOYMENT ACT OF 1971	360,350.00	4c Apartments 6 2.96		Reserves for Receivables	437,461.32
EXPENDITURES		Total 4393		Surplus Dec. 31, 1973	596,652.40
	6,345,294.55	Land Area 22.15 Sq. Miles		Total	2,964,152.11
		Net Valuation Taxable-Municipal			
		Net Valuation Taxable-County			
		State Equalized Valuation			
		State Equalization Ratio			

1427

Population 1970 **10,535**  
 Population 1973 **13,910**  
 S & P Rating **A**  
 Moody Rating

General Tax Rate Per \$100. **3.71**  
 State Equalized Tax Rate **3.86**

**MOUNT OLIVE TOWNSHIP — MORRIS COUNTY**  
 Form of Government:  
**Mayor-Council Plan E (OMCL50)**  
 Number of Members on Governing Body **5**

PER CAPITA: **898.68**  
 Gross Debt **257.29**  
 Net Debt **.30**  
 Debt Service **469.74**  
 Total Tax Levy **129.00**  
 Municipal Expenditures

PER CENT: **9.59**  
 Gross Debt **2.75**  
 Net Debt **92.05**  
 Tax Levy Collected  
 Tax Levy Cancelled, Abated  
 or Adjusted

EXPENDITURES		REVENUES-REALIZED		1973 PROPERTY TAX	
<b>GENERAL GOVERNMENT</b>				<b>STATE EQUALIZED TAX RATE</b>	
Governing Body & Public Boards		1973 Property Taxes Collected	<b>6,026,639.64</b>	Local District School Taxes	<b>2.09</b>
Municipal Clerk		1973 Payments in Lieu of Taxes		Regional & Consolidated School Tax	<b>.95</b>
Financial Administration	<b>19,475.00</b>	Delinquent Tax & Lien Collections	<b>252,659.83</b>	School Taxes in Municipal Budget	
Assessment of Taxes	<b>30,594.00</b>	Business Personalty Replacement Taxes	<b>53,963.36</b>	County Taxes	<b>.43</b>
Collection of Taxes	<b>30,575.00</b>	Taxes from Public Utilities	<b>192,141.33</b>	County Library Taxes	<b>.03</b>
Planning, Housing & Development	<b>83,117.00</b>	Other Miscellaneous Tax Revenues		Local Municipal Purpose Taxes	<b>.32</b>
Human Resources	<b>2,420.00</b>	State Aid Revenues	<b>44,479.69</b>	Veteran & Senior Citizen Taxes	<b>.03</b>
Elections	<b>4,610.00</b>	Federal Aid Revenues	<b>17,589.00</b>	Total Taxes for Rate Computation	<b>3.85</b>
General Administration (other)	<b>216,394.03</b>	State and Local Fiscal Assistance Act Utilized	<b>183,558.75</b>	Special District Taxes	
<b>JUDICIARY</b>		Sale of Acquired Property		Bank Stock Taxes	<b>2,039.91</b>
Municipal Courts	<b>15,073.00</b>	Other Miscellaneous Revenues	<b>107,165.07</b>	Added and Omitted Taxes	
<b>PUBLIC SAFETY</b>		Other Revenues, Revenue Sharing Tax Effort	<b>122,294.13</b>	Total Taxes Levied - ABSTRACT	<b>6,534,071.82</b>
Fire Protection	<b>44,915.00</b>	Total	<b>7,000,490.80</b>	Total Taxes Billed	<b>6,547,137.03</b>
Police Protection	<b>253,871.00</b>	Prior Years Surplus Appropriated	<b>700,000.00</b>	<b>1973 TAXES COLLECTED</b>	<b>6,026,639.64</b>
Civil Defense & Disaster Control	<b>6,049.97</b>	REVENUES	<b>7,700,490.80</b>	1973 Taxes Cancelled, Abated or Adjusted	
Environmental Inspection & Control	<b>29,700.00</b>	TOTAL		Transfer to Tax Title Liens or Foreclosed	
Other Public Safety		CAPITAL OUTLAY		Balance Outstanding Dec. 31, 1973	<b>520,497.39</b>
<b>PUBLIC WORKS</b>		TOTAL		<b>PRIOR YEARS TAXES OUTSTANDING</b>	
Streets and Drainage	<b>183,244.00</b>	Public Enterprises		Balance January 1, 1973	<b>269,647.53</b>
Sewers and Sewage Processing		Recreation—Culture		Collected in 1973	<b>223,489.15</b>
Garbage and Trash Disposal		Public Works		Cancelled, Abated or Adjusted 1973	
Public Buildings and Grounds	<b>36,571.00</b>	Buildings and Grounds		Transfers to Tax Title Liens or Foreclosed	
Other Public Works	<b>5,000.00</b>	Library and Education		Balance December 31, 1973	<b>46,158.38</b>
<b>HEALTH and WELFARE</b>		Conservation		<b>TAX TITLE LIENS OUTSTANDING</b>	
Health Services Except Environmental	<b>37,967.00</b>	All Other		Balance January 1, 1973	<b>181,253.37</b>
Welfare-Public Assistance	<b>4,168.00</b>	CAPITAL DEBT AUTHORIZED, DECEMBER 31, 1973		Transfers From Taxes	
Hospitals, Clinics, First Aid	<b>2,000.00</b>	ISSUED AND UNISSUED		Redeemed in 1973	<b>29,170.68</b>
Animal, Insect, & Rodent Control	<b>8,428.00</b>	School	<b>9,731,577</b>	Cancelled, Abated or Adjusted (1973)	
Other Welfare Services		Self-liquidating	<b>2,769,000</b>	Transfers to Foreclosed Property	
<b>RECREATION and CONSERVATION</b>		Other		Balance December 31, 1973	<b>152,082.69</b>
Beaches and Boardwalks	<b>4,934.34</b>	Total	<b>12,500,577</b>	<b>PROPERTY ACQUIRED BY DEED OR FORECLOSURE</b>	
Parks, Playgrounds, Shade Trees		ISSUED AND OUTSTANDING		Balance January 1, 1973	<b>25,400.00</b>
Land Reclamation & Conservation	<b>3,550.00</b>	School	<b>7,541,577.97</b>	Transfers From Taxes or Liens	
Other Recreational Services	<b>46,592.66</b>	Self-Liquidating	<b>2,769,000.00</b>	Sale for Cash (1973)	
<b>EDUCATION (excluding schools)</b>		Other		Cancelled, Abated or Adjusted (1973)	
Libraries		Total	<b>10,310,577.97</b>	Balance December 31, 1973	<b>25,400.00</b>
Other Educational Services	<b>28,600.00</b>	EQUALIZED VALUATION BASIS		<b>CURRENT FINANCES DECEMBER 31, 1973</b>	
<b>STATUTORY EXPENDITURES</b>		FOR NET DEBT COMPUTATION	<b>130,371,802.33</b>	ASSETS	
Pensions & F. I. C. A.	<b>64,718.00</b>	REAL PROPERTY VALUATIONS		Cash Dec. 31, 1973	<b>807,274.97</b>
Employee Fringe Benefits	<b>22,634.00</b>	Code Class # of Parcels % VAL'N		Taxes Receivable	<b>566,655.77</b>
Other Statutory Expenditures		1 Vacant Land 1351 14.77	<b>24,826,850.00</b>	Tax Title Liens	<b>152,082.69</b>
<b>MUNICIPAL FUNCTIONS</b>	<b>TOTAL</b>	2 Residential 3532 68.55	<b>115,187,660.00</b>	Foreclosed Property	<b>25,400.00</b>
CAPITAL IMPROVEMENTS	<b>* MEMO*</b>	3 Farm 115 3.35	<b>5,627,650.00</b>	Emergencies & Other Deferred Charges	<b>31,200.00</b>
DEBT SERVICE		4a Commercial 145 7.89	<b>13,265,500.00</b>	State Aid Receivable	<b>13,032.07</b>
Principal Payments	<b>3,960.00</b>	4b Industrial 17 1.49	<b>2,503,300.00</b>	Other Receivables	<b>10,166.88</b>
Interest Payments	<b>160.00</b>	4c Apartments 2 3.95	<b>6,635,600.00</b>	Total	<b>1,605,812.38</b>
<b>DEFERRED CHARGES</b>	<b>22,633.62</b>	Total 5162	<b>168,046,560.00</b>	<b>LIABILITIES, RESERVES, AND SURPLUS</b>	
SCHOOL, COUNTY, SPECIAL DISTRICT TAXES	<b>5,869,445.15</b>	Land Area 30.06 Sq. Miles		Cash Liabilities	<b>269,929.06</b>
RESERVE FOR UNCOLLECTED TAXES	<b>566,817.07</b>	Net Valuation Taxable-Municipal	<b>169,259,519.00</b>	Reserves for Receivables	<b>754,305.34</b>
EMERGENCY EMPLOYMENT ACT OF 1971	<b>15,569.28</b>	Net Valuation Taxable-County	<b>166,827,999.00</b>	Surplus Dec. 31, 1973	<b>581,577.98</b>
<b>EXPENDITURES</b>	<b>TOTAL</b>	State Equalized Valuation	<b>162,564,443.00</b>	Total	<b>1,605,812.38</b>
		State Equalization Ratio	<b>104.15</b>		

1425

Population 1970 4,750  
 Population 1973 4,790  
 S & P Rating  
 Moody Rating AA

General Tax Rate Per \$100. 6.42  
 State Equalized Tax Rate 4.44

MOUNTAIN LAKES BOROUGH — MORRIS CO.  
 Form of Government:  
 Borough Council  
 Number of Members on Governing Body 6

PER CAPITA:  
 Gross Debt 594.74  
 Net Debt 30.86  
 Debt Service 2.79  
 Total Tax Levy 641.12  
 Municipal Expenditures 169.65

PER CENT:  
 Gross Debt 4.44  
 Net Debt .23  
 Tax Levy Collected 98.34  
 Tax Levy Cancelled, Abated or Adjusted .08

EXPENDITURES		REVENUES-REALIZED		1973 PROPERTY TAX	
GENERAL GOVERNMENT				STATE EQUALIZED TAX RATE 3.32	
Governing Body & Public Boards		1973 Property Taxes Collected 3,021,573.28		Local District School Taxes 2,296,666.00	
Municipal Clerk				Regional & Consolidated School Taxes	
Financial Administration	9,094.00	1973 Payments in Lieu of Taxes		School Taxes in Municipal Budget	
Assessment of Taxes	4,050.00	Delinquent Tax & Lien Collections 32,027.49		County Taxes .41 284,116.98	
Collection of Taxes	12,808.00	Business Personalty Replacement Taxes 24,202.06		County Library Taxes .03 17,325.45	
Planning, Housing & Development	2,624.00	Taxes from Public Utilities 93,252.00		Local Municipal Purpose Taxes .66 459,965.52	
Human Resources		Other Miscellaneous Tax Revenues		Veteran & Senior Citizen Taxes .03 19,070.00	
Elections		State Aid Revenues 55,539.37		Total Taxes for Rate Computation 4.45 3,077,143.95	
General Administration (other)	77,089.00	Federal Aid Revenues 4,779.86		Special District Taxes	
JUDICIARY		State and Local Fiscal Assistance Act Utilized 26,996.00		Bank Stock Taxes 1,623.43	
Municipal Courts	5,350.00	Sale of Acquired Property 2,530.00		Added and Omitted Taxes 11,281.04	
PUBLIC SAFETY		Other Miscellaneous Revenues 46,525.33		Total Taxes Levied - ABSTRACT 3,070,978.42	
Fire Protection	53,616.00	Other Revenues, Revenue Sharing Tax Effort 18,863.31		Total Taxes Billed 3,021,573.28	
Police Protection	168,515.00	Total 3,326,288.40		1973 TAXES COLLECTED	
Civil Defense & Disaster Control	7,960.00	Prior Years Surplus Appropriated 197,000.00		1973 Taxes Cancelled, Abated or Adjusted 2,368.09	
Environmental Inspection & Control	3,740.00	REVENUES TOTAL 3,523,288.40		Transfer to Tax Title Liens or Foreclosed 3,697.92	
Other Public Safety		CAPITAL OUTLAY TOTAL 21,754.43		Balance Outstanding Dec. 31, 1973 44,866.24	
PUBLIC WORKS				PRIOR YEARS TAXES OUTSTANDING	
Streets and Drainage	114,550.00	Public Enterprises		Balance January 1, 1973 35,230.70	
Sewers and Sewage Processing		Recreation—Culture		Collected in 1973 29,666.60	
Garbage and Trash Disposal		Public Works 15,437.43		Cancelled, Abated or Adjusted 1973 5,468.58	
Public Buildings and Grounds	22,350.00	Buildings and Grounds 4,317.00		Transfers to Tax Title Liens or Foreclosed 65.67	
Other Public Works	4,330.00	Library and Education 2,000.00		Balance December 31, 1973 29.85	
HEALTH and WELFARE		Conservation		TAX TITLE LIENS OUTSTANDING	
Health Services Except Environmental	6,350.00	All Other		Balance January 1, 1973 12,068.04	
Welfare-Public Assistance		CAPITAL DEBT AUTHORIZED, DECEMBER 31, 1973		Transfers From Taxes 3,789.53	
Hospitals, Clinics, First Aid		ISSUED AND UNISSUED GROSS DEBT NET DEBT		Redeemed in 1973 2,360.89	
Animal, Insect, & Rodent Control	1,400.00	School 2,531,000		Cancelled, Abated or Adjusted (1973)	
Other Welfare Services		Self-liquidating 170,000		Transfers to Foreclosed Property	
RECREATION and CONSERVATION		Other 147,825 147,825		Balance December 31, 1973 13,496.68	
Beaches and Boardwalks		Total 2,848,825 147,825		PROPERTY ACQUIRED BY DEED OR	
Parks, Playgrounds, Shade Trees	750.00	ISSUED AND OUTSTANDING		FORECLOSURE	
Land Reclamation & Conservation	650.00	School 2,531,000.00		Balance January 1, 1973 119,255.09	
Other Recreational Services	7,500.00	Self-Liquidating 170,000.00		Transfers From Taxes or Liens	
EDUCATION (excluding schools)		Other 146,975.00		Sale for Cash (1973) 2,530.00	
Libraries	15,000.00	Total 2,847,975.00		Cancelled, Abated or Adjusted (1973) 540.00	
Other Educational Services		EQUALIZED VALUATION BASIS		Balance December 31, 1973 116,185.09	
STATUTORY EXPENDITURES		FOR NET DEBT COMPUTATION 64,221,272.00		CURRENT FINANCES DECEMBER 31, 1973	
Pensions & F. I. C. A.	35,250.00	REAL PROPERTY VALUATIONS		ASSETS	
Employee Fringe Benefits	12,950.00	Code Class # of Parcels % VAL'N ASSESSED VALUATION		Cash Dec. 31, 1973 412,029.86	
Other Statutory Expenditures		1 Vacant Land 95 2.54 1,200,000.00		Taxes Receivable 44,896.09	
MUNICIPAL FUNCTIONS TOTAL 565,926.00		2 Residential 1122 90.00 42,588,800.00		Tax Title Liens 13,496.68	
CAPITAL IMPROVEMENTS *MEMO* 88,996.00		3 Farm 2 .12 56,600.00		Foreclosed Property 116,185.09	
DEBT SERVICE		4a Commercial 38 6.62 3,134,200.00		Emergencies & Other Deferred Charges 16,000.00	
Principal Payments 5,000.00		4b Industrial 5 .73 343,700.00		State Aid Receivable 17,254.00	
Interest Payments 8,387.50		4c Apartments		Other Receivables 16,962.37	
DEFERRED CHARGES 49,887.42		Total 1262 47,323,300.00		Total 636,824.09	
SCHOOL, COUNTY, SPECIAL DISTRICT TAXES 2,598,108.43		Land Area 2.90 Sq. Miles		LIABILITIES, RESERVES, AND SURPLUS	
RESERVE FOR UNCOLLECTED TAXES 183,399.59		Net Valuation Taxable-Municipal 47,943,602.00		Cash Liabilities 137,016.54	
EMERGENCY EMPLOYMENT ACT OF 1971		Net Valuation Taxable-County 67,770,584.00		Reserves for Receivables 191,540.23	
EXPENDITURES TOTAL 3,410,708.94		State Equalized Valuation 68,988,117.00		Surplus Dec. 31, 1973 308,267.32	
		State Equalization Ratio 69.23		Total 636,824.09	

2010

Population 1970 7,525  
 Population 1973 7,530  
 S & P Rating A  
 Moody Rating

General Tax Rate Per \$100 2.69  
 State Equalized Tax Rate 2.64

## MOUNTAINSIDE BOROUGH — UNION COUNTY

Form of Government:

Borough Council

Number of Members on Governing Body 6

PER CAPITA: 554.45  
 Gross Debt 170.65  
 Net Debt 14.65  
 Debt Service 557.88  
 Total Tax Levy 161.27  
 Municipal Expenditures

PER CENT: 2.90  
 Gross Debt .89  
 Net Debt 97.77  
 Tax Levy Collected  
 Tax Levy Cancelled, Abated or Adjusted .06

EXPENDITURES		REVENUES-REALIZED		1973 PROPERTY TAX	
<b>GENERAL GOVERNMENT</b>				<b>STATE EQUALIZED TAX RATE</b>	
Governing Body & Public Boards		1973 Property Taxes Collected	4,115,798.21	Local District School Taxes	1.07
Municipal Clerk		1973 Payments in Lieu of Taxes		Regional & Consolidated School Tax	.78
Financial Administration	5,000.00	Delinquent Tax & Lien Collections	36,369.27	School Taxes in Municipal Budget	
Assessment of Taxes	43,040.00	Business Personalty Replacement Taxes	205,644.87	County Taxes	.46
Collection of Taxes	5,479.00	Taxes from Public Utilities	217,688.63	County Library Taxes	
Planning, Housing & Development	3,500.00	Other Miscellaneous Tax Revenues		Local Municipal Purpose Taxes	.29
Human Resources	534.00	State Aid Revenues	33,583.94	Veteran & Senior Citizen Taxes	.03
Elections	1,500.00	Federal Aid Revenues		Total Taxes for Rate Computation	2.63
General Administration (other)	76,406.00	State and Local Fiscal Assistance Act Utilized	22,602.00	Special District Taxes	
<b>JUDICIARY</b>		Sale of Acquired Property	5,000.00	Bank Stock Taxes	2,935.60
Municipal Courts	11,879.00	Other Miscellaneous Revenues	69,475.33	Added and Omitted Taxes	34,689.15
<b>PUBLIC SAFETY</b>		Other Revenues, Revenue Sharing Tax Effort	57,780.69	Total Taxes Levied - ABSTRACT	4,200,836.94
Fire Protection	91,000.00	Total	4,763,942.94	Total Taxes Billed	4,209,476.94
Police Protection	349,835.00	Prior Years Surplus Appropriated	210,000.00	1973 TAXES COLLECTED	4,115,798.21
Civil Defense & Disaster Control		REVENUES TOTAL	4,973,942.94	1973 Taxes Cancelled, Abated or Adjusted	2,332.49
Environmental Inspection & Control	9,055.00	CAPITAL OUTLAY TOTAL	49,353.55	Transfer to Tax Title Liens or Foreclosed	416.95
Other Public Safety				Balance Outstanding Dec. 31, 1973	90,929.29
<b>PUBLIC WORKS</b>				<b>PRIOR YEARS TAXES OUTSTANDING</b>	
Streets and Drainage	110,450.00	Public Enterprises		Balance January 1, 1973	34,436.02
Sewers and Sewage Processing	84,853.18	Recreation—Culture	2,207.40	Collected in 1973	33,305.02
Garbage and Trash Disposal		Public Works	24,493.76	Cancelled, Abated or Adjusted 1973	
Public Buildings and Grounds	7,900.00	Buildings and Grounds	22,652.39	Transfers to Tax Title Liens or Foreclosed	
Other Public Works		Library and Education		Balance December 31, 1973	1,131.00
<b>HEALTH and WELFARE</b>		Conservation		<b>TAX TITLE LIENS OUTSTANDING</b>	
Health Services Except Environmental	12,525.00	All Other		Balance January 1, 1973	4,072.70
Welfare-Public Assistance	1,800.00			Transfers From Taxes	416.95
Hospitals, Clinics, First Aid	3,500.00			Cancelled, Abated or Adjusted (1973)	3,064.25
Animal, Insect, & Rodent Control				Transfers to Foreclosed Property	
Other Welfare Services				Balance December 31, 1973	1,425.40
<b>RECREATION and CONSERVATION</b>				<b>PROPERTY ACQUIRED BY DEED OR FORECLOSURE</b>	
Beaches and Boardwalks				Balance January 1, 1973	4,025.00
Parks, Playgrounds, Shade Trees	6,700.00			Transfers From Taxes or Liens	
Land Reclamation & Conservation	20,000.00			Sale for Cash (1973)	
Other Recreational Services	19,440.00			Cancelled, Abated or Adjusted (1973)	
<b>EDUCATION (excluding schools)</b>				Balance December 31, 1973	4,025.00
Libraries	80,000.00			<b>CURRENT FINANCES DECEMBER 31, 1973</b>	
Other Educational Services				<b>ASSETS</b>	
<b>STATUTORY EXPENDITURES</b>				Cash Dec. 31, 1973	337,053.18
Pensions & F. I. C. A.	48,861.77			Taxes Receivable	92,060.29
Employee Fringe Benefits	18,000.00			Tax Title Liens	1,425.40
Other Statutory Expenditures				Foreclosed Property	4,025.00
<b>MUNICIPAL FUNCTIONS</b>				Emergencies & Other Deferred Charges	68,494.57
CAPITAL IMPROVEMENTS	1,011,257.95			State Aid Receivable	2,219.75
<b>DEBT SERVICE</b>				Other Receivables	10,277.30
Principal Payments	50,000.00			Total	515,555.49
Interest Payments	60,300.00			<b>LIABILITIES, RESERVES, AND SURPLUS</b>	
<b>DEFERRED CHARGES</b>				Cash Liabilities	135,813.11
SCHOOL, COUNTY, SPECIAL DISTRICT TAXES	10,179.62			Reserves for Receivables	107,787.99
RESERVE FOR UNCOLLECTED TAXES	3,702,855.67			Surplus Dec. 31, 1973	271,954.39
EMERGENCY EMPLOYMENT ACT OF 1971	82,625.90			Total	515,555.49
<b>EXPENDITURES TOTAL</b>	4,917,219.14				

0117

Population 1970 3,395  
 Population 1973 3,530  
 S & P Rating  
 Moody Rating

General Tax Rate Per \$100. 5.43  
 State Equalized Tax Rate 4.20

## MULLICA TOWNSHIP — ATLANTIC COUNTY

Form of Government:

Township Committee

Number of Members on Governing Body 5

PER CAPITA:

Gross Debt 250.57  
 Net Debt 40.30  
 Debt Service 1.30  
 Total Tax Levy 335.97  
 Municipal Expenditures 163.95

PER CENT:

Gross Debt 3.59  
 Net Debt .58  
 Tax Levy Collected 89.79  
 Tax Levy Cancelled, Abated or Adjusted

EXPENDITURES		REVENUES-REALIZED		1973 PROPERTY TAX	
GENERAL GOVERNMENT		1973 Property Taxes Collected		STATE EQUALIZED TAX RATE	
Governing Body & Public Boards			1,064,851.27	Local District School Taxes	1.45
Municipal Clerk		1973 Payments in Lieu of Taxes		Regional & Consolidated School Tax	1.16
Financial Administration	5,000.00	Delinquent Tax & Lien Collections	128,117.77	School Taxes in Municipal Budget	
Assessment of Taxes	11,520.00	Business Personality Replacement Taxes	26,976.28	County Taxes	.77
Collection of Taxes	13,672.04	Taxes from Public Utilities	81,641.56	County Library Taxes	.01
Planning, Housing & Development	3,400.00	Other Miscellaneous Tax Revenues		Local Municipal Purpose Taxes	.72
Human Resources		State Aid Revenues	22,017.90	Veteran & Senior Citizen Taxes	.10
Elections		Federal Aid Revenues		Total Taxes for Rate Computation	4.21
General Administration (other)	56,250.00	State and Local Fiscal Assistance Act Utilized		Special District Taxes	
JUDICIARY		Sale of Acquired Property	3,200.00	Bank Stock Taxes	1,243.34
Municipal Courts	15,360.00	Other Miscellaneous Revenues	32,216.42	Added and Omitted Taxes	16,412.03
PUBLIC SAFETY		Other Revenues, Revenue Sharing Tax Effort	21,346.83	Total Taxes Levied - ABSTRACT	1,185,972.11
Fire Protection	20,000.00	Total	1,380,368.03	Total Taxes Billed	1,185,972.11
Police Protection	74,000.00	Prior Years Surplus Appropriated	127,000.00	1973 TAXES COLLECTED	1,064,851.27
Civil Defense & Disaster Control	2,225.00	REVENUES TOTAL	1,507,368.03	1973 Taxes Cancelled, Abated or Adjusted	
Environmental Inspection & Control	3,110.00	CAPITAL OUTLAY TOTAL	36,532.21	Transfer to Tax Title Liens or Foreclosed	
Other Public Safety		Public Enterprises		Balance Outstanding Dec. 31, 1973	121,120.84
PUBLIC WORKS		Recreation—Culture		PRIOR YEARS TAXES OUTSTANDING	
Streets and Drainage	156,935.99	Public Works		Balance January 1, 1973	118,515.83
Sewers and Sewage Processing		Buildings and Grounds	36,532.21	Collected in 1973	114,096.71
Garbage and Trash Disposal	7,500.00	Library and Education		Cancelled, Abated or Adjusted 1973	
Public Buildings and Grounds	10,616.00	Conservation		Transfers to Tax Title Liens or Foreclosed	
Other Public Works		All Other		Balance December 31, 1973	4,419.12
HEALTH and WELFARE		CAPITAL DEBT AUTHORIZED, DECEMBER 31, 1973		TAX TITLE LIENS OUTSTANDING	
Health Services Except Environmental	5,500.00	ISSUED AND UNISSUED		Balance January 1, 1973	21,548.95
Welfare-Public Assistance	3,450.00	School	742,277	Transfers From Taxes	
Hospitals, Clinics, First Aid	750.00	Self-liquidating		Redeemed in 1973	14,021.06
Animal, Insect, & Rodent Control	2,590.00	Other	142,250	Cancelled, Abated or Adjusted (1973)	
Other Welfare Services		Total	884,527	Transfers to Foreclosed Property	
RECREATION and CONSERVATION		ISSUED AND OUTSTANDING		Balance December 31, 1973	7,527.89
Beaches and Boardwalks		School	742,277.26	PROPERTY ACQUIRED BY DEED OR FORECLOSURE	
Parks, Playgrounds, Shade Trees	300.00	Self-liquidating		Balance January 1, 1973	42,098.00
Land Reclamation & Conservation		Other	142,000.00	Transfers From Taxes or Liens	
Other Recreational Services	800.00	Total	884,277.26	Sale for Cash (1973)	3,200.00
EDUCATION (excluding schools)		EQUALIZED VALUATION BASIS		Cancelled, Abated or Adjusted (1973)	
Libraries		FOR NET DEBT COMPUTATION	24,606,645.67	Balance December 31, 1973	38,898.00
Other Educational Services		REAL PROPERTY VALUATIONS		CURRENT FINANCES DECEMBER 31, 1973	
STATUTORY EXPENDITURES		Code Class # of Parcels % VAL'N		ASSETS	
Pensions & F. I. C. A.	15,842.00	1 Vacant Land 1868 24.46	5,228,150.00	Cash Dec. 31, 1973	262,780.79
Employee Fringe Benefits	10,000.00	2 Residential 1377 63.00	13,466,250.00	Taxes Receivable	125,539.96
Other Statutory Expenditures		3 Farm 56 4.20	896,650.00	Tax Title Liens	7,527.89
MUNICIPAL FUNCTIONS		4a Commercial 79 8.32	1,778,600.00	Foreclosed Property	38,898.00
CAPITAL IMPROVEMENTS	47,555.55	4b Industrial 1 .02	5,000.00	Emergencies & Other Deferred Charges	52.04
DEBT SERVICE		4c Apartments		State Aid Receivable	10,323.56
Principal Payments		Total	21,374,650.00	Other Receivables	
Interest Payments	4,600.00	Land Area 50.50 Sq. Miles		Total	445,122.24
DEFERRED CHARGES	14,000.00	Net Valuation Taxable-Municipal	22,035,795.00	LIABILITIES, RESERVES, AND SURPLUS	
SCHOOL, COUNTY, SPECIAL DISTRICT TAXES	963,052.34	Net Valuation Taxable-County	26,133,119.00	Cash Liabilities	127,124.31
RESERVE FOR UNCOLLECTED TAXES	141,310.65	State Equalized Valuation	28,262,792.00	Reserves for Receivables	171,965.85
EMERGENCY EMPLOYMENT ACT OF 1971		State Equalization Ratio	77.44	Surplus Dec. 31, 1973	146,032.08
EXPENDITURES TOTAL	1,541,734.02			Total	445,122.24

0812

Population 1970 3,740  
 Population 1973 3,825  
 S & P Rating  
 Moody Rating

General Tax Rate Per \$100. 6.03  
 State Equalized Tax Rate 3.63

# NATIONAL PARK BOROUGH — GLOUCESTER COUNTY

Form of Government:

Borough Council

Number of Members on Governing Body 6

PER CAPITA:

Gross Debt 149.83

Net Debt

Debt Service

Total Tax Levy 152.42

Municipal Expenditures 67.58

PER CENT:

Gross Debt 3.89

Net Debt

Tax Levy Collected 91.42

Tax Levy Cancelled, Abated or Adjusted

EXPENDITURES		REVENUES-REALIZED		1973 PROPERTY TAX	
GENERAL GOVERNMENT		1973 Property Taxes Collected		STATE EQUALIZED TAX RATE	
Governing Body & Public Boards				Local District School Taxes	1.24
Municipal Clerk				Regional & Consolidated School Tax	1.70
Financial Administration	6,300.00	1973 Payments in Lieu of Taxes	533,304.59	School Taxes in Municipal Budget	
Assessment of Taxes	3,201.00	Delinquent Tax & Lien Collections	47,621.20	County Taxes	.55
Collection of Taxes	5,450.00	Business Personalty Replacement Taxes	4,920.07	County Library Taxes	
Planning, Housing & Development	100.00	Taxes from Public Utilities	112,905.14	Local Municipal Purpose Taxes	-1,463.32
Human Resources		Other Miscellaneous Tax Revenues		Veteran & Senior Citizen Taxes	.14
Elections	1,000.00	State Aid Revenues	23,257.54	Total Taxes for Rate Computation	3.63
General Administration (other)	25,590.00	Federal Aid Revenues		Special District Taxes	
JUDICIARY		State and Local Fiscal Assistance Act Utilized	20,642.00	Bank Stock Taxes	1,463.32
Municipal Courts	4,010.00	Sale of Acquired Property		Added and Omitted Taxes	5,644.04
PUBLIC SAFETY		Other Miscellaneous Revenues	23,462.42	Total Taxes Levied - ABSTRACT	583,003.49
Fire Protection	19,150.00	Other Revenues, Revenue Sharing Tax Effort	7,339.47	Total Taxes Billed	533,304.59
Police Protection	25,670.00	Total	773,452.43	1973 TAXES COLLECTED	
Civil Defense & Disaster Control	500.00	Prior Years Surplus Appropriated	75,598.67	1973 Taxes Cancelled, Abated or Adjusted	
Environmental Inspection & Control	1,298.00	REVENUES TOTAL	849,051.10	Transfer to Tax Title Liens or Foreclosed	1,225.35
Other Public Safety		CAPITAL OUTLAY TOTAL	27,582.78	Balance Outstanding Dec. 31, 1973	48,833.55
PUBLIC WORKS				PRIOR YEARS TAXES OUTSTANDING	
Streets and Drainage	61,458.00	Public Enterprises	2,582.78	Balance January 1, 1973	46,458.03
Sewers and Sewage Processing		Recreation—Culture		Collected in 1973	46,458.03
Garbage and Trash Disposal	11,250.00	Public Works	25,000.00	Cancelled, Abated or Adjusted 1973	
Public Buildings and Grounds	7,169.50	Buildings and Grounds		Transfers to Tax Title Liens or Foreclosed	
Other Public Works	5,000.00	Library and Education		Balance December 31, 1973	
HEALTH and WELFARE		Conservation		TAX TITLE LIENS OUTSTANDING	
Health Services Except Environmental	1,259.00	All Other		Balance January 1, 1973	7,255.53
Welfare—Public Assistance	2,442.00	CAPITAL DEBT AUTHORIZED, DECEMBER 31, 1973		Transfers From Taxes	1,225.35
Hospitals, Clinics, First Aid		ISSUED AND UNISSUED GROSS DEBT		Redeemed in 1973	1,163.17
Animal, Insect, & Rodent Control	1,349.50	School	573,118	Cancelled, Abated or Adjusted (1973)	
Other Welfare Services		Self-liquidating		Transfers to Foreclosed Property	
RECREATION and CONSERVATION		Other		Balance December 31, 1973	7,317.71
Beaches and Boardwalks		Total	573,118	PROPERTY ACQUIRED BY DEED OR FORECLOSURE	
Parks, Playgrounds, Shade Trees	13,500.00	ISSUED AND OUTSTANDING		Balance January 1, 1973	22,013.00
Land Reclamation & Conservation		School	573,118.73	Transfers From Taxes or Liens	
Other Recreational Services	660.00	Self-liquidating		Sale for Cash (1973)	
EDUCATION (excluding schools)		Other		Cancelled, Abated or Adjusted (1973)	
Libraries		Total	573,118.73	Balance December 31, 1973	22,013.00
Other Educational Services		EQUALIZED VALUATION BASIS		CURRENT FINANCES DECEMBER 31, 1973	
STATUTORY EXPENDITURES		FOR NET DEBT COMPUTATION	14,744,311.00	ASSETS	
Pensions & F. I. C. A.	6,200.00	REAL PROPERTY VALUATIONS		Cash Dec. 31, 1973	310,123.53
Employee Fringe Benefits		Code Class # of Parcels % VAL'N		Taxes Receivable	48,833.55
Other Statutory Expenditures		1 Vacant Land 180 2.66	252,700.00	Tax Title Liens	7,317.71
MUNICIPAL FUNCTIONS TOTAL	202,597.00	2 Residential 964 91.73	9,067,100.00	Foreclosed Property	22,013.00
CAPITAL IMPROVEMENTS *MEMO*	55,600.00	3 Farm		Emergencies & Other Deferred Charges	499.80
DEBT SERVICE		4a Commercial 37 5.65	558,300.00	State Aid Receivable	13,000.00
Principal Payments		4b Industrial		Other Receivables	8,479.00
Interest Payments		4c Apartments		Total	410,266.59
DEFERRED CHARGES	9.21	Total	9,882,100.00	LIABILITIES, RESERVES, AND SURPLUS	
SCHOOL, COUNTY, SPECIAL DISTRICT TAXES	577,359.45	Land Area 1.00 Sq. Miles		Cash Liabilities	72,602.01
RESERVE FOR UNCOLLECTED TAXES	55,500.00	Net Valuation Taxable-Municipal	9,960,440.00	Reserves for Receivables	86,643.26
EMERGENCY EMPLOYMENT ACT OF 1971		Net Valuation Taxable-County	14,990,664.00	Surplus Dec. 31, 1973	251,021.32
EXPENDITURES TOTAL	335,865.66	State Equalized Valuation	16,478,678.00	Total	410,266.59
		State Equalization Ratio	60.27		

1334

Population 1970 27,905  
 Population 1973 28,420  
 S & P Rating BBB  
 Moody Rating BA

General Tax Rate Per \$100. 4.99  
 State Equalized Tax Rate 3.99

**NEPTUNE TOWNSHIP — MONMOUTH COUNTY**  
**Form of Government:**  
**Township Committee**  
**Number of Members on Governing Body 5**

PER CAPITA:  
 Gross Debt 473.43  
 Net Debt 289.12  
 Debt Service 12.34  
 Total Tax Levy 343.23  
 Municipal Expenditures 159.31

PER CENT:  
 Gross Debt 6.41  
 Net Debt 3.91  
 Tax Levy Collected 94.69  
 Tax Levy Cancelled, Abated or Adjusted .16

EXPENDITURES		REVENUES-REALIZED		1973 PROPERTY TAX	
<b>GENERAL GOVERNMENT</b>				<b>STATE EQUALIZED TAX RATE — 2.40</b>	
Governing Body & Public Boards		1973 Property Taxes Collected	9,299,664.10	Local District School Taxes	5,736,853.90
Municipal Clerk	55,933.00	1973 Payments in Lieu of Taxes	14,117.54	Regional & Consolidated School Tax	
Financial Administration	46,675.00	Delinquent Tax & Lien Collections	387,030.37	School Taxes in Municipal Budget	
Assessment of Taxes	53,975.00	Business Personalty Replacement Taxes	184,310.14	County Taxes	1,425,970.06
Collection of Taxes	20,850.00	Taxes from Public Utilities	444,346.56	County Library Taxes	
Planning, Housing & Development	178,184.77	Other Miscellaneous Tax Revenues	407,276.46	Local Municipal Purpose Taxes	2,211,693.70
Human Resources	5,100.00	State Aid Revenues	73,040.00	Veteran & Senior Citizen Taxes	166,540.00
Elections	322,453.00	Federal Aid Revenues	677,978.00	Total Taxes for Rate Computation	9,541,057.66
General Administration (other)	41,750.00	State and Local Fiscal Assistance Act Utilized	36,572.00	Special District Taxes	262,590.09
<b>JUDICIARY</b>		Sale of Acquired Property	253,635.90	Bank Stock Taxes	9,882.45
Municipal Courts	942,895.00	Other Miscellaneous Revenues	151,519.77	Added and Omitted Taxes	107,538.55
<b>PUBLIC SAFETY</b>		Other Revenues, Revenue Sharing Tax Effort	11,929,490.84	Total Taxes Levied - ABSTRACT	9,754,528.75
Fire Protection	1,620.00	<b>TOTAL</b>	12,306,993.84	Total Taxes Billed	9,820,844.63
Police Protection	93,080.00	<b>CAPITAL OUTLAY</b>	483,527.14	1973 TAXES COLLECTED	9,299,664.10
Civil Defense & Disaster Control		Public Enterprises	293,649.32	1973 Taxes Cancelled, Abated or Adjusted	15,309.02
Environmental Inspection & Control		Recreation—Culture		Transfer to Tax Title Liens or Foreclosed	72,815.32
Other Public Safety		Public Works	189,877.82	Balance Outstanding Dec. 31, 1973	433,056.19
<b>PUBLIC WORKS</b>		Buildings and Grounds		<b>PRIOR YEARS TAXES OUTSTANDING</b>	
Streets and Drainage	462,862.00	Library and Education		Balance January 1, 1973	328,334.35
Sewers and Sewage Processing	45,400.00	Conservation		Collected in 1973	308,610.92
Garbage and Trash Disposal	431,900.00	All Other		Cancelled, Abated or Adjusted 1973	1,217.13
Public Buildings and Grounds	152,500.00			Transfers to Tax Title Liens or Foreclosed	16,396.83
Other Public Works				Balance December 31, 1973	2,109.47
<b>HEALTH and WELFARE</b>				<b>TAX TITLE LIENS OUTSTANDING</b>	
Health Services Except Environmental	75,125.00			Balance January 1, 1973	202,678.29
Welfare-Public Assistance	34,867.00			Transfers From Taxes	91,289.67
Hospitals, Clinics, First Aid	2,500.00			Redeemed in 1973	78,419.45
Animal, Insect, & Rodent Control				Cancelled, Abated or Adjusted (1973)	18.69
Other Welfare Services				Transfers to Foreclosed Property	20,586.04
<b>RECREATION and CONSERVATION</b>				Balance December 31, 1973	194,943.78
Beaches and Boardwalks	27,645.00			<b>PROPERTY ACQUIRED BY DEED OR FORECLOSURE</b>	
Parks, Playgrounds, Shade Trees				Balance January 1, 1973	1,165,238.96
Land Reclamation & Conservation	5,000.00			Transfers From Taxes or Liens	20,586.04
Other Recreational Services				Sale for Cash (1973)	
<b>EDUCATION (excluding schools)</b>				Cancelled, Abated or Adjusted (1973)	88,475.00
Libraries	93,100.00			Balance December 31, 1973	1,097,350.00
Other Educational Services				<b>CURRENT FINANCES DECEMBER 31, 1973</b>	
<b>STATUTORY EXPENDITURES</b>				<b>ASSETS</b>	
Pensions & F. I. C. A.	221,066.70			Cash Dec. 31, 1973	1,511,374.99
Employee Fringe Benefits	85,000.00			Taxes Receivable	435,165.66
Other Statutory Expenditures				Tax Title Liens	194,943.78
<b>MUNICIPAL FUNCTIONS</b>				Foreclosed Property	1,097,350.00
<b>CAPITAL IMPROVEMENTS</b>				Emergencies & Other Deferred Charges	129,929.69
<b>DEBT SERVICE</b>				State Aid Receivable	75,916.52
Principal Payments	190,000.00			Other Receivables	2,502,715.18
Interest Payments	163,640.00			<b>Total</b>	5,947,395.82
<b>DEFERRED CHARGES</b>				<b>LIABILITIES, RESERVES, AND SURPLUS</b>	
SCHOOL, COUNTY, SPECIAL DISTRICT TAXES	194,192.30			Cash Liabilities	1,010,995.09
RESERVE FOR UNCOLLECTED TAXES	7,425,414.05			Reserves for Receivables	4,074,541.71
EMERGENCY EMPLOYMENT ACT OF 1971	497,318.61			Surplus Dec. 31, 1973	861,858.97
<b>EXPENDITURES</b>				<b>Total</b>	5,947,395.77
	11,953,136.36				

1335

Population 1970 5,515  
 Population 1973 5,530  
 S & P Rating  
 Moody Rating

General Tax Rate Per \$100. 4.16  
 State Equalized Tax Rate 3.49

NEPTUNE CITY BOROUGH — MONMOUTH CO.  
 Form of Government:  
 Borough Council  
 Number of Members on Governing Body 6

PER CAPITA: 170.47  
 Gross Debt 123.12  
 Net Debt 5.23  
 Debt Service 291.69  
 Total Tax Levy 132.76  
 Municipal Expenditures

PER CENT: 2.28  
 Gross Debt 1.64  
 Net Debt 95.74  
 Tax Levy Collected  
 Tax Levy Cancelled, Abated or Adjusted .08

EXPENDITURES		REVENUES-REALIZED		1973 PROPERTY TAX	
<b>GENERAL GOVERNMENT</b>				<b>STATE EQUALIZED TAX RATE</b> 2.04	
Governing Body & Public Boards		1973 Property Taxes Collected	1,588,366.02	Local District School Taxes	969,668.00
Municipal Clerk		1973 Payments in Lieu of Taxes		Regional & Consolidated School Tax	
Financial Administration	8,400.00	Delinquent Tax & Lien Collections	62,592.01	School Taxes in Municipal Budget	
Assessment of Taxes	8,353.22	Business Personalty Replacement Taxes	47,980.37	County Taxes	276,089.84
Collection of Taxes	16,377.09	Taxes from Public Utilities	81,944.56	County Library Taxes	10,659.62
Planning, Housing & Development	1,420.99	Other Miscellaneous Tax Revenues		Local Municipal Purpose Taxes	359,875.11
Human Resources		State Aid Revenues	22,846.18	Veteran & Senior Citizen Taxes	35,030.00
Elections	956.21	Federal Aid Revenues		Total Taxes for Rate Computation	1,651,322.57
General Administration (other)	64,540.81	State and Local Fiscal Assistance Act Utilized	75,594.00	Special District Taxes	
<b>JUDICIARY</b>		Sale of Acquired Property	9,000.00	Bank Stock Taxes	1,665.69
Municipal Courts	14,455.60	Other Miscellaneous Revenues	27,330.95	Added and Omitted Taxes	9,679.77
<b>PUBLIC SAFETY</b>		Other Revenues, Revenue Sharing Tax Effort	25,657.24	Total Taxes Levied - ABSTRACT	1,627,638.03
Fire Protection	18,035.68	Total	1,941,311.83	Total Taxes Billed	1,627,632.67
Police Protection	216,718.98	Prior Years Surplus Appropriated	152,000.00	1973 TAXES COLLECTED	1,558,366.02
Civil Defense & Disaster Control	168.75	REVENUES TOTAL	2,093,311.83	1973 Taxes Cancelled, Abated or Adjusted	1,269.40
Environmental Inspection & Control	2,125.00	CAPITAL OUTLAY TOTAL	408,206.59	Transfer to Tax Title Liens or Foreclosed	16,954.20
Other Public Safety				Balance Outstanding Dec. 31, 1973	51,043.05
<b>PUBLIC WORKS</b>				<b>PRIOR YEARS TAXES OUTSTANDING</b>	
Streets and Drainage	87,452.84	Public Enterprises		Balance January 1, 1973	47,802.41
Sewers and Sewage Processing		Recreation--Culture		Collected in 1973	47,534.52
Garbage and Trash Disposal	68,967.16	Public Works		Cancelled, Abated or Adjusted 1973	.04
Public Buildings and Grounds	9,718.55	Buildings and Grounds	408,206.59	Transfers to Tax Title Liens or Foreclosed	267.85
Other Public Works		Library and Education		Balance December 31, 1973	
<b>HEALTH and WELFARE</b>		Conservation		TAX TITLE LIENS OUTSTANDING	
Health Services Except Environmental	9,649.72	All Other		Balance January 1, 1973	45,353.96
Welfare-Public Assistance	7,985.78	CAPITAL DEBT AUTHORIZED, DECEMBER 31, 1973		Transfers From Taxes	17,298.24
Hospitals, Clinics, First Aid		ISSUED AND UNISSUED		Redeemed in 1973	15,057.49
Animal, Insect, & Rodent Control		School	139,000	Cancelled, Abated or Adjusted (1973)	
Other Welfare Services		Self-liquidating	125,250	Transfers to Foreclosed Property	
<b>RECREATION and CONSERVATION</b>		Other	687,000	Balance December 31, 1973	47,594.71
Beaches and Boardwalks		Total	951,250	PROPERTY ACQUIRED BY DEED OR FORECLOSURE	
Parks, Playgrounds, Shade Trees	6,318.85	ISSUED AND OUTSTANDING		Balance January 1, 1973	39,623.00
Land Reclamation & Conservation		School	139,000.00	Transfers From Taxes or Liens	
Other Recreational Services	2,437.32	Self-Liquidating	114,000.00	Sale for Cash (1973)	9,000.00
<b>EDUCATION (excluding schools)</b>		Other	603,250.00	Cancelled, Abated or Adjusted (1973)	
Libraries	2,544.80	Total	856,250.00	Balance December 31, 1973	30,623.00
Other Educational Services		EQUALIZED VALUATION BASIS		<b>CURRENT FINANCES DECEMBER 31, 1973</b>	
<b>STATUTORY EXPENDITURES</b>		FOR NET DEBT COMPUTATION	41,782,957.00	ASSETS	
Pensions & F. I. C. A.	33,408.62	REAL PROPERTY VALUATIONS		Cash Dec. 31, 1973	317,875.37
Employee Fringe Benefits	11,833.70	Code Class # of Parcels % VAL'N		Taxes Receivable	51,043.05
Other Statutory Expenditures		1 Vacant Land 123 1.52		Tax Title Liens	47,594.71
<b>MUNICIPAL FUNCTIONS</b>		2 Residential 1209 53.67		Foreclosed Property	30,623.00
CAPITAL IMPROVEMENTS	591,569.67	3 Farm		Emergencies & Other Deferred Charges	3,000.00
DEBT SERVICE	53,594.00	4a Commercial 93 23.99		State Aid Receivable	1,101.36
Principal Payments	20,000.00	4b Industrial 11 3.91		Other Receivables	87,632.00
Interest Payments	9,200.00	4c Apartments 9 16.91		Total	538,869.49
<b>DEFERRED CHARGES</b>		Total 1445	39,445,550.00	<b>LIABILITIES, RESERVES, AND SURPLUS</b>	
SCHOOL, COUNTY, SPECIAL DISTRICT TAXES	23,764.07	Land Area .90 Sq. Miles		Cash Liabilities	46,470.88
RESERVE FOR UNCOLLECTED TAXES	1,256,417.46	Net Valuation Taxable-Municipal	39,783,867.00	Reserves for Receivables	216,892.76
EMERGENCY EMPLOYMENT ACT OF 1971	56,272.45	Net Valuation Taxable-County	42,237,740.00	Surplus Dec. 31, 1973	275,505.85
<b>EXPENDITURES</b>		State Equalized Valuation	47,360,575.00	Total	538,869.49
<b>TOTAL</b>	<b>1,997,223.65</b>	State Equalization Ratio	83.90		

1428

Population 1970 2,865  
 Population 1973 3,200  
 S & P Rating  
 Moody Rating

General Tax Rate Per \$100. 4.46  
 State Equalized Tax Rate 3.39

**NETCONG BOROUGH — MORRIS COUNTY**  
**Form of Government:**  
**Borough Council**  
**Number of Members on Governing Body 6**

PER CAPITA:  
 Gross Debt 839.70  
 Net Debt 83.38  
 Debt Service 4.03  
 Total Tax Levy 275.07  
 Municipal Expenditures 98.94

PER CENT:  
 Gross Debt 11.67  
 Net Debt 1.16  
 Tax Levy Collected 93.74  
 Tax Levy Cancelled, Abated or Adjusted .03

EXPENDITURES		REVENUES-REALIZED		1973 PROPERTY TAX	
<b>GENERAL GOVERNMENT</b>				<b>STATE EQUALIZED TAX RATE — 1.97</b>	
Governing Body & Public Boards		1973 Property Taxes Collected	825,781.84	Local District School Taxes	517,118.50
Municipal Clerk		1973 Payments in Lieu of Taxes		Regional & Consolidated School Tax .48	124,952.52
Financial Administration	4,913.86	Delinquent Tax & Lien Collections	36,806.81	School Taxes in Municipal Budget	
Assessment of Taxes	2,064.00	Business Personalty Replacement Taxes	38,954.64	County Taxes	119,181.28
Collection of Taxes	5,340.60	Taxes from Public Utilities	74,679.34	County Library Taxes	7,268.26
Planning, Housing & Development	2,581.36	Other Miscellaneous Tax Revenues		Local Municipal Purpose Taxes	103,681.25
Human Resources		State Aid Revenues	18,210.86	Veteran & Senior Citizen Taxes	17,450.00
Elections		Federal Aid Revenues		Total Taxes for Rate Computation 3.40	889,651.81
General Administration (other)	42,170.99	State and Local Fiscal Assistance Act Utilized	22,457.00	Special District Taxes	
<b>JUDICIARY</b>		Sale of Acquired Property		Bank Stock Taxes	4,029.06
Municipal Courts	4,315.00	Other Miscellaneous Revenues	15,971.42	Added and Omitted Taxes	3,984.25
<b>PUBLIC SAFETY</b>		Other Revenues, Revenue Sharing Tax Effort	12,214.04	Total Taxes Levied - ABSTRACT	880,215.12
Fire Protection	4,500.00	Total	1,045,075.95	Total Taxes Billed	880,892.38
Police Protection	73,549.00	Prior Years Surplus Appropriated	60,000.00	1973 TAXES COLLECTED	825,781.84
Civil Defense & Disaster Control	157.46	REVENUES TOTAL	1,105,075.95	1973 Taxes Cancelled, Abated or Adjusted	301.05
Environmental Inspection & Control	1,733.00	CAPITAL OUTLAY TOTAL	37,432.18	Transfer to Tax Title Liens or Foreclosed	6,238.60
Other Public Safety				Balance Outstanding Dec. 31, 1973	48,570.89
<b>PUBLIC WORKS</b>				<b>PRIOR YEARS TAXES OUTSTANDING</b>	
Streets and Drainage	23,534.44	Public Enterprises	8,771.25	Balance January 1, 1973	38,850.25
Sewers and Sewage Processing		Recreation—Culture	1,460.00	Collected in 1973	36,372.44
Garbage and Trash Disposal	21,716.64	Public Works	2,200.93	Cancelled, Abated or Adjusted 1973	
Public Buildings and Grounds	10,364.00	Buildings and Grounds	25,000.00	Transfers to Tax Title Liens or Foreclosed	2,025.05
Other Public Works		Library and Education		Balance December 31, 1973	452.76
<b>HEALTH and WELFARE</b>		Conservation		<b>TAX TITLE LIENS OUTSTANDING</b>	
Health Services Except Environmental	5,750.00	All Other		Balance January 1, 1973	7,322.15
Welfare-Public Assistance	1,100.00			Transfers From Taxes	8,626.64
Hospitals, Clinics, First Aid				Redeemed in 1973	434.37
Animal, Insect, & Rodent Control	840.00			Cancelled, Abated or Adjusted (1973)	
Other Welfare Services				Transfers to Foreclosed Property	
<b>RECREATION and CONSERVATION</b>				Balance December 31, 1973	15,514.42
Beaches and Boardwalks				<b>PROPERTY ACQUIRED BY DEED OR FORECLOSURE</b>	
Parks, Playgrounds, Shade Trees	5,000.00			Balance January 1, 1973	
Land Reclamation & Conservation				Transfers From Taxes or Liens	
Other Recreational Services	5,033.45			Sale for Cash (1973)	
<b>EDUCATION (excluding schools)</b>				Cancelled, Abated or Adjusted (1973)	
Libraries	1,000.00			Balance December 31, 1973	
Other Educational Services				<b>CURRENT FINANCES DECEMBER 31, 1973</b>	
<b>STATUTORY EXPENDITURES</b>				<b>ASSETS</b>	
Pensions & F. I. C. A.	8,684.00			Cash Dec. 31, 1973	142,150.49
Employee Fringe Benefits	3,600.00			Taxes Receivable	49,023.65
Other Statutory Expenditures				Tax Title Liens	15,514.42
<b>MUNICIPAL FUNCTIONS</b>				Foreclosed Property	
<b>CAPITAL IMPROVEMENTS</b>				Emergencies & Other Deferred Charges	6,158.23
<b>DEBT SERVICE</b>				State Aid Receivable	8,114.25
Principal Payments	3,000.00			Other Receivables	1,588.53
Interest Payments	9,900.00			Total	222,549.57
<b>DEFERRED CHARGES</b>				<b>LIABILITIES, RESERVES, AND SURPLUS</b>	
SCHOOL, COUNTY, SPECIAL DISTRICT TAXES	9,624.17			Cash Liabilities	22,888.27
RESERVE FOR UNCOLLECTED TAXES	768,520.56			Reserves for Receivables	66,126.60
EMERGENCY EMPLOYMENT ACT OF 1971	66,128.52			Surplus Dec. 31, 1973	133,534.70
<b>EXPENDITURES</b>				Total	222,549.57
<b>TOTAL</b>	<b>1,085,121.05</b>				

1214

Population 1970 41,990  
 Population 1973 42,760  
 S & P Rating AA  
 Moody Rating A

General Tax Rate Per \$100 3.53  
 State Equalized Tax Rate 3.45

## NEW BRUNSWICK CITY — MIDDLESEX COUNTY

Form of Government:

Mayor-Council Plan E (OMCL50)

Number of Members on Governing Body 5

PER CAPITA: 238.38  
 Gross Debt 60.99  
 Net Debt 10.46  
 Debt Service 265.99  
 Total Tax Levy 219.95  
 Municipal Expenditures

PER CENT: 3.56  
 Gross Debt .91  
 Net Debt 96.08  
 Tax Levy Collected  
 Tax Levy Cancelled, Abated or Adjusted .28

EXPENDITURES		REVENUES-REALIZED		1973 PROPERTY TAX	
<b>GENERAL GOVERNMENT</b>				<b>STATE EQUALIZED TAX RATE</b>	
Governing Body & Public Boards	110,595.00	1973 Property Taxes Collected		Local District School Taxes	1.96 6,481,686.50
Municipal Clerk		1973 Payments in Lieu of Taxes		Regional & Consolidated School Tax	
Financial Administration	98,570.00	Delinquent Tax & Lien Collections		School Taxes in Municipal Budget	.06 214,320.37
Assessment of Taxes	36,500.00	Business Personalty Replacement Taxes		County Taxes	.54 1,792,102.82
Collection of Taxes	92,727.93	Taxes from Public Utilities		County Library Taxes	
Planning, Housing & Development	90,108.03	Other Miscellaneous Tax Revenues		Local Municipal Purpose Taxes	.84 2,779,075.56
Human Resources	292,501.25	State Aid Revenues		Veteran & Senior Citizen Taxes	.04 136,720.00
Elections	7,000.00	Federal Aid Revenues		Total Taxes for Rate Computation	3.44 11,403,905.25
General Administration (other)	475,201.72	State and Local Fiscal Assistance Act Utilized		Special District Taxes	
<b>JUDICIARY</b>		Sale of Acquired Property		Bank Stock Taxes	32,903.00
Municipal Courts	93,440.00	Other Miscellaneous Revenues		Added and Omitted Taxes	73,722.50
<b>PUBLIC SAFETY</b>		Other Revenues, Revenue Sharing Tax Effort		Total Taxes Levied - ABSTRACT	11,373,810.75
Fire Protection	1,057,475.00	Total		Total Taxes Billed	11,382,974.13
Police Protection	2,282,643.30	Prior Years Surplus Appropriated		1973 TAXES COLLECTED	10,937,246.69
Civil Defense & Disaster Control	1,570.00	REVENUES TOTAL		1973 Taxes Cancelled, Abated or Adjusted	31,987.99
Environmental Inspection & Control	272,814.11	CAPITAL OUTLAY TOTAL		Transfer to Tax Title Liens or Foreclosed	68,521.04
Other Public Safety				Balance Outstanding Dec. 31, 1973	345,218.41
<b>PUBLIC WORKS</b>		Public Enterprises		<b>PRIOR YEARS TAXES OUTSTANDING</b>	
Streets and Drainage	691,405.00	Recreation—Culture		Balance January 1, 1973	354,501.78
Sewers and Sewage Processing	231,278.00	Public Works		Collected in 1973	315,485.15
Garbage and Trash Disposal	476,439.81	Buildings and Grounds		Cancelled, Abated or Adjusted 1973	
Public Buildings and Grounds	31,570.00	Library and Education		Transfers to Tax Title Liens or Foreclosed	26,955.76
Other Public Works	116,353.34	Conservation		Balance December 31, 1973	12,060.87
<b>HEALTH and WELFARE</b>		All Other		<b>TAX TITLE LIENS OUTSTANDING</b>	
Health Services Except Environmental	160,356.00	CAPITAL DEBT AUTHORIZED, DECEMBER 31, 1973		Balance January 1, 1973	341,842.31
Welfare-Public Assistance	104,500.00	ISSUED AND UNISSUED		Transfers From Taxes	95,476.80
Hospitals, Clinics, First Aid	15,000.00	GROSS DEBT		Redeemed in 1973	122,730.07
Animal, Insect, & Rodent Control		NET DEBT		Cancelled, Abated or Adjusted (1973)	
Other Welfare Services		SCHOOL		Transfers to Foreclosed Property	
<b>RECREATION and CONSERVATION</b>		Self-liquidating		Balance December 31, 1973	314,589.04
Beaches and Boardwalks		Other		<b>PROPERTY ACQUIRED BY DEED OR FORECLOSURE</b>	
Parks, Playgrounds, Shade Trees	349,752.00	Total		Balance January 1, 1973	125,045.00
Land Reclamation & Conservation		ISSUED AND OUTSTANDING		Transfers From Taxes or Liens	
Other Recreational Services	103,575.00	SCHOOL		Sale for Cash (1973)	
<b>EDUCATION (excluding schools)</b>		Self-Liquidating		Cancelled, Abated or Adjusted (1973)	
Libraries	191,739.23	Other		Balance December 31, 1973	125,045.00
Other Educational Services		Total		<b>CURRENT FINANCES DECEMBER 31, 1973</b>	
<b>STATUTORY EXPENDITURES</b>		EQUALIZED VALUATION BASIS		<b>ASSETS</b>	
Pensions & F. I. C. A.	602,869.16	FOR NET DEBT COMPUTATION		Cash Dec. 31, 1973	1,997,107.50
Employee Fringe Benefits	154,000.00	REAL PROPERTY VALUATIONS		Taxes Receivable	357,279.28
Other Statutory Expenditures		Code Class # of Parcels % VAL'N		Tax Title Liens	314,589.04
<b>MUNICIPAL FUNCTIONS</b>		ASSESSED VALUATION		Foreclosed Property	125,045.00
CAPITAL IMPROVEMENTS	206,115.00	1 Vacant Land 563 2.43		Emergencies & Other Deferred Charges	179,469.63
<b>DEBT SERVICE</b>		2 Residential 5662 45.67		State Aid Receivable	127,076.40
Principal Payments	252,000.00	3 Farm		Other Receivables	165,274.24
Interest Payments	195,373.00	4a Commercial 1156 28.15		Total	3,265,841.09
<b>TYPE I SCHL DEBT *MEMO</b>		4b Industrial 84 12.66		<b>LIABILITIES, RESERVES, AND SURPLUS</b>	
DEFERRED CHARGES	79,061.62	4c Apartments 113 11.09		Cash Liabilities	1,025,404.32
SCHOOL, COUNTY, SPECIAL DISTRICT TAXES	8,488,109.69	Total 7578		Reserves for Receivables	962,187.56
RESERVE FOR UNCOLLECTED TAXES	632,902.41	Land Area 5.50 Sq. Miles		Surplus Dec. 31, 1973	1,278,249.21
EMERGENCY EMPLOYMENT ACT OF 1971	105,860.79	Net Valuation Taxable-Municipal		Total	3,265,841.09
<b>EXPENDITURES TOTAL</b>	17,893,291.39	Net Valuation Taxable-County			
		State Equalized Valuation			
		State Equalization Ratio			

1971/3000

\* ABOVE DEBT SERVICE INCLUDES TYPE I SCHOOL DEBT

0325

Population 1970 27,415  
 Population 1973 12,080  
 S & P Rating  
 Moody Rating

General Tax Rate Per \$100. 1.32  
 State Equalized Tax Rate 1.37

## NEW HANOVER TOWNSHIP — BURLINGTON CO.

Form of Government:

Township Committee

Number of Members on Governing Body 3

PER CAPITA:

Gross Debt  
 Net Debt  
 Debt Service  
 Total Tax Levy  
 Municipal Expenditures

7.37  
 22.60

PER CENT:

Gross Debt  
 Net Debt  
 Tax Levy Collected 81.84  
 Tax Levy Cancelled, Abated or Adjusted 3.48

EXPENDITURES		REVENUES-REALIZED		1973 PROPERTY TAX	
GENERAL GOVERNMENT				STATE EQUALIZED TAX RATE — 1.37	
Governing Body & Public Boards		1973 Property Taxes Collected	73,433.69	Local District School Taxes	46,057.23
Municipal Clerk		1973 Payments in Lieu of Taxes		Regional & Consolidated School Tax	
Financial Administration	8,000.00	Delinquent Tax & Lien Collections	9,213.06	School Taxes in Municipal Budget	
Assessment of Taxes	10,900.00	Business Personalty Replacement Taxes	1,080.07	County Taxes	39,325.38
Collection of Taxes	3,300.00	Taxes from Public Utilities	89,260.23	County Library Taxes	1,471.11
Planning, Housing & Development	9,900.00	Other Miscellaneous Tax Revenues		Local Municipal Purpose Taxes	
Human Resources		State Aid Revenues	99,785.99	Veteran & Senior Citizen Taxes	2,640.00
Elections		Federal Aid Revenues		Total Taxes for Rate Computation	89,493.72
General Administration (other)	39,400.00	State and Local Fiscal Assistance Act Utilized	64,029.00	Special District Taxes	
JUDICIARY		Sale of Acquired Property	34,275.68	Bank Stock Taxes	1,674.46
Municipal Courts	9,800.00	Other Miscellaneous Revenues	4,551.20	Added and Omitted Taxes	549.12
PUBLIC SAFETY		Other Revenues, Revenue Sharing Tax Effort	375,628.92	Total Taxes Levied - ABSTRACT	89,077.30
Fire Protection	2,500.00	REVENUES TOTAL	440,828.92	Total Taxes Billed	89,727.58
Police Protection	43,900.00	Prior Years Surplus Appropriated	65,200.00	1973 TAXES COLLECTED	73,433.69
Civil Defense & Disaster Control	1,050.00	CAPITAL OUTLAY TOTAL	4,966.00	1973 Taxes Cancelled, Abated or Adjusted	3,118.84
Environmental Inspection & Control	1,550.00			Transfer to Tax Title Liens or Foreclosed	
Other Public Safety				Balance Outstanding Dec. 31, 1973	13,175.05
PUBLIC WORKS				PRIOR YEARS TAXES OUTSTANDING	
Streets and Drainage	30,500.00	Public Enterprises		Balance January 1, 1973	9,773.56
Sewers and Sewage Processing	200.00	Recreation—Culture		Collected in 1973	9,213.06
Garbage and Trash Disposal	6,000.00	Public Works		Cancelled, Abated or Adjusted 1973	
Public Buildings and Grounds	12,500.00	Buildings and Grounds	4,966.00	Transfers to Tax Title Liens or Foreclosed	
Other Public Works		Library and Education		Balance December 31, 1973	560.50
HEALTH and WELFARE		Conservation		TAX TITLE LIENS OUTSTANDING	
Health Services Except Environmental	1,700.00	All Other		Balance January 1, 1973	
Welfare-Public Assistance	2,400.00			Transfers From Taxes	
Hospitals, Clinics, First Aid				Redeemed in 1973	
Animal, Insect, & Rodent Control	4,250.00			Cancelled, Abated or Adjusted (1973)	
Other Welfare Services				Transfers to Foreclosed Property	
RECREATION and CONSERVATION				Balance December 31, 1973	
Beaches and Boardwalks				PROPERTY ACQUIRED BY DEED OR	
Parks, Playgrounds, Shade Trees				FORECLOSURE	
Land Reclamation & Conservation				Balance January 1, 1973	
Other Recreational Services	14,550.00			Transfers From Taxes or Liens	
EDUCATION (excluding schools)				Sale for Cash (1973)	
Libraries				Cancelled, Abated or Adjusted (1973)	
Other Educational Services	45,000.00			Balance December 31, 1973	
STATUTORY EXPENDITURES				CURRENT FINANCES DECEMBER 31, 1973	
Pensions & F. I. C. A.	5,500.00			ASSETS	
Employee Fringe Benefits	2,500.00			Cash Dec. 31, 1973	241,468.17
Other Statutory Expenditures				Taxes Receivable	13,735.55
MUNICIPAL FUNCTIONS TOTAL	255,800.00			Tax Title Liens	
CAPITAL IMPROVEMENTS *MEMO*	64,029.00			Foreclosed Property	
DEBT SERVICE				Emergencies & Other Deferred Charges	4,483.50
Principal Payments				State Aid Receivable	13,795.53
Interest Payments				Other Receivables	1,283.24
DEFERRED CHARGES	5,000.00			Total	274,765.99
SCHOOL, COUNTY, SPECIAL DISTRICT TAXES	86,853.72			LIABILITIES, RESERVES, AND SURPLUS	
RESERVE FOR UNCOLLECTED TAXES	12,139.00			Cash Liabilities	95,503.93
EMERGENCY EMPLOYMENT ACT OF 1971				Reserves for Receivables	15,018.79
EXPENDITURES TOTAL	359,842.72			Surplus Dec. 31, 1973	164,243.27
				Total	274,765.99

0238

Population 1970 19,180  
 Population 1973 19,285  
 S & P Rating  
 Moody Rating

General Tax Rate Per \$100. 5.54  
 State Equalized Tax Rate 3.09

**NEW MILFORD BOROUGH — BERGEN COUNTY**  
**Form of Government:**  
**Borough Council**  
**Number of Members on Governing Body 6**

PER CAPITA: 203.13  
 Gross Debt 19.16  
 Net Debt 2.15  
 Debt Service 311.07  
 Total Tax Levy 111.62  
 Municipal Expenditures

PER CENT: 2.22  
 Gross Debt .21  
 Net Debt 98.31  
 Tax Levy Collected  
 Tax Levy Cancelled, Abated or Adjusted .23

EXPENDITURES		REVENUES-REALIZED		1973 PROPERTY TAX	
<b>GENERAL GOVERNMENT</b>				<b>STATE EQUALIZED TAX RATE</b> 2.13	
Governing Body & Public Boards	50.00	1973 Property Taxes Collected 5,907,130.12		Local District School Taxes	4,191,627.75
Municipal Clerk		1973 Payments in Lieu of Taxes 20,027.43		Regional & Consolidated School Tax	
Financial Administration	9,524.74	Delinquent Tax & Lien Collections 50,892.33		School Taxes in Municipal Budget	
Assessment of Taxes	24,746.33	Business Personalty Replacement Taxes 51,560.73		County Taxes .34	679,328.27
Collection of Taxes	30,000.00	Taxes from Public Utilities 518,830.35		County Library Taxes	
Planning, Housing & Development	3,025.00	Other Miscellaneous Tax Revenues 71,299.53		Local Municipal Purpose Taxes .56	1,113,707.72
Human Resources		State Aid Revenues 43,362.93		Veteran & Senior Citizen Taxes .06	110,360.00
Elections		Federal Aid Revenues 230,682.19		Total Taxes for Rate Computation 3.09	6,095,023.74
General Administration (other)	122,070.00	State and Local Fiscal Assistance Act Utilized 1,000.00		Special District Taxes	
<b>JUDICIARY</b>		Sale of Acquired Property 88,355.81		Bank Stock Taxes	3,900.77
Municipal Courts	17,900.00	Other Miscellaneous Revenues 26,964.93		Added and Omitted Taxes	10,352.92
<b>PUBLIC SAFETY</b>		Other Revenues, Revenue Sharing Tax Effort 7,010,106.35		Total Taxes Levied - ABSTRACT	5,998,917.43
Fire Protection	84,719.17	Prior Years Surplus Appropriated 300,000.00		Total Taxes Billed	6,008,750.68
Police Protection	553,175.00	<b>TOTAL</b> 7,310,106.35		<b>1973 TAXES COLLECTED</b>	5,907,130.12
Civil Defense & Disaster Control	3,100.00	<b>CAPITAL OUTLAY TOTAL</b> 95,019.80		1973 Taxes Cancelled, Abated or Adjusted	13,961.66
Environmental Inspection & Control	9,600.00	Public Enterprises		Transfer to Tax Title Liens or Foreclosed	915.21
Other Public Safety		Recreation—Culture		Balance Outstanding Dec. 31, 1973	86,743.69
<b>PUBLIC WORKS</b>		Public Works 49,694.80		<b>PRIOR YEARS TAXES OUTSTANDING</b>	
Streets and Drainage	264,755.19	Buildings and Grounds 45,325.00		Balance January 1, 1973	50,892.33
Sewers and Sewage Processing	183,515.44	Library and Education		Collected in 1973	50,892.33
Garbage and Trash Disposal	214,600.00	Conservation		Cancelled, Abated or Adjusted 1973	
Public Buildings and Grounds	40,900.00	All Other		Transfers to Tax Title Liens or Foreclosed	
Other Public Works		<b>CAPITAL DEBT AUTHORIZED, DECEMBER 31, 1973</b>		Balance December 31, 1973	
<b>HEALTH and WELFARE</b>		<b>ISSUED AND UNISSUED GROSS DEBT NET DEBT</b>		<b>TAX TITLE LIENS OUTSTANDING</b>	
Health Services Except Environmental	33,910.00	School 3,541,000		Balance January 1, 1973	2,686.88
Welfare-Public Assistance	5,080.00	Self-liquidating 376,291		Transfers From Taxes	915.21
Hospitals, Clinics, First Aid	100.00	Other 3,917,291		Redeemed in 1973	
Animal, Insect, & Rodent Control		<b>ISSUED AND OUTSTANDING</b>		Cancelled, Abated or Adjusted (1973)	
Other Welfare Services		School 3,541,000.00		Transfers to Foreclosed Property	
<b>RECREATION and CONSERVATION</b>		Self-Liquidating 349,808.69		Balance December 31, 1973	3,602.09
Beaches and Boardwalks		Other 3,890,808.69		<b>PROPERTY ACQUIRED BY DEED OR FORECLOSURE</b>	
Parks, Playgrounds, Shade Trees	51,475.00	<b>EQUALIZED VALUATION BASIS FOR NET DEBT COMPUTATION</b> 176,517,625.33		Balance January 1, 1973	43,339.68
Land Reclamation & Conservation		<b>REAL PROPERTY VALUATIONS</b>		Transfers From Taxes or Liens	
Other Recreational Services	500.00	Code Class # of Parcels % VAL'N ASSESSED VALUATION		Sale for Cash (1973)	1,000.00
<b>EDUCATION (excluding schools)</b>		1 Vacant Land 181 .51 560,460.00		Cancelled, Abated or Adjusted (1973)	
Libraries	100,000.00	2 Residential 3958 79.54 87,306,010.00		Balance December 31, 1973	42,339.68
Other Educational Services		3 Farm 5 .08 92,910.00		<b>CURRENT FINANCES DECEMBER 31, 1973</b>	
<b>STATUTORY EXPENDITURES</b>		4a Commercial 66 6.06 6,652,180.00		<b>ASSETS</b>	
Pensions & F. I. C. A.	96,439.12	4b Industrial 9 .28 310,310.00		Cash Dec. 31, 1973	617,861.08
Employee Fringe Benefits	28,800.00	4c Apartments 15 13.52 14,846,120.00		Taxes Receivable	86,743.69
Other Statutory Expenditures		Total 4234 109,767,990.00		Tax Title Liens	3,602.09
<b>MUNICIPAL FUNCTIONS</b>		Land Area 2.20 Sq. Miles		Foreclosed Property	42,339.68
CAPITAL IMPROVEMENTS	133,601.00	Net Valuation Taxable-Municipal 110,155,885.00		Emergencies & Other Deferred Charges	11,000.00
<b>DEBT SERVICE</b>		Net Valuation Taxable-County 178,214,745.00		State Aid Receivable	
Principal Payments	26,500.00	State Equalized Valuation 196,928,611.00		Other Receivables	1,132.56
Interest Payments	15,035.28	State Equalization Ratio 55.85		Total	762,679.10
<b>DEFERRED CHARGES</b>				<b>LIABILITIES, RESERVES, AND SURPLUS</b>	
SCHOOL, COUNTY, SPECIAL DISTRICT TAXES	7,740.85			Cash Liabilities	269,345.38
RESERVE FOR UNCOLLECTED TAXES	4,870,956.02			Reserves for Receivables	133,818.02
EMERGENCY EMPLOYMENT ACT. OF 1971	179,557.00			Surplus Dec. 31, 1973	359,515.70
<b>EXPENDITURES TOTAL</b>	7,023,523.23			Total	762,679.10

2011

Population 1970 13,335  
 Population 1973 14,165  
 S & P Rating  
 Moody Rating A

General Tax Rate Per \$100. 4.38  
 State Equalized Tax Rate 3.12

**NEW PROVIDENCE BOROUGH — UNION COUNTY**  
**Form of Government:**  
**Borough Council**  
**Number of Members on Governing Body 6**

**PER CAPITA:**  
 Gross Debt 444.51  
 Net Debt 134.03  
 Debt Service 13.43  
 Total Tax Levy 472.19  
 Municipal Expenditures 167.99

**PER CENT:**  
 Gross Debt 3.28  
 Net Debt .99  
 Tax Levy Collected 97.57  
 Tax Levy Cancelled, Abated or Adjusted .51

EXPENDITURES		REVENUES-REALIZED		1973 PROPERTY TAX	
<b>GENERAL GOVERNMENT</b>				<b>STATE EQUALIZED TAX RATE</b>	
Governing Body & Public Boards				Local District School Taxes 2.10	4,525,699.00
Municipal Clerk				Regional & Consolidated School Tax	
Financial Administration 25,355.00		1973 Property Taxes Collected 6,535,247.85		School Taxes in Municipal Budget	
Assessment of Taxes 17,638.00		1973 Payments in Lieu of Taxes 20,736.74		County Taxes .45	977,048.59
Collection of Taxes 14,577.00		Delinquent Tax & Lien Collections 144,512.20		County Library Taxes	
Planning, Housing & Development 5,530.00		Business Personality Replacement Taxes 152,617.86		Local Municipal Purpose Taxes .52	1,127,497.31
Human Resources		Taxes from Public Utilities 289,356.94		Veteran & Senior Citizen Taxes .03	71,850.00
Elections		Other Miscellaneous Tax Revenues		Total Taxes for Rate Computation 3.10	6,702,094.90
General Administration (other) 221,837.00		State Aid Revenues 53,106.96		Special District Taxes	
<b>JUDICIARY</b>		Federal Aid Revenues		Bank Stock Taxes	6,748.63
Municipal Courts 15,077.00		State and Local Fiscal Assistance Act Utilized 103,009.00		Added and Omitted Taxes	51,631.32
<b>PUBLIC SAFETY</b>		Sale of Acquired Property		Total Taxes Levied - ABSTRACT	6,688,624.85
Fire Protection 67,530.00		Other Miscellaneous Revenues 155,944.58		Total Taxes Billed	6,698,177.73
Police Protection 404,000.00		Other Revenues, Revenue Sharing Tax Effort 37,463.46		1973 TAXES COLLECTED	6,535,247.85
Civil Defense & Disaster Control 4,350.00		Total 7,490,995.59		1973 Taxes Cancelled, Abated or Adjusted	34,447.66
Environmental Inspection & Control 12,665.00		Prior Years Surplus Appropriated 500,000.00		Transfer to Tax Title Liens or Foreclosed	3,328.68
Other Public Safety		REVENUES TOTAL 7,990,995.59		Balance Outstanding Dec. 31, 1973	125,153.54
<b>PUBLIC WORKS</b>		CAPITAL OUTLAY TOTAL 194,673.97		<b>PRIOR YEARS TAXES OUTSTANDING</b>	
Streets and Drainage 205,434.00		Public Enterprises		Balance January 1, 1973	138,098.20
Sewers and Sewage Processing 196,208.00		Recreation—Culture		Collected in 1973	132,361.78
Garbage and Trash Disposal		Public Works 135,883.47		Cancelled, Abated or Adjusted 1973	60.28
Public Buildings and Grounds 81,655.00		Buildings and Grounds 53,790.50		Transfers to Tax Title Liens or Foreclosed	3,580.63
Other Public Works 13,500.00		Library and Education		Balance December 31, 1973	2,095.51
<b>HEALTH and WELFARE</b>		Conservation		<b>TAX TITLE LIENS OUTSTANDING</b>	
Health Services Except Environmental 24,380.00		All Other		Balance January 1, 1973	7,325.86
Welfare-Public Assistance 2,600.00				Transfers From Taxes	7,449.09
Hospitals, Clinics, First Aid 500.00		CAPITAL DEBT AUTHORIZED, DECEMBER 31, 1973		Redeemed in 1973	12,150.42
Animal, Insect, & Rodent Control		ISSUED AND UNISSUED GROSS DEBT	NET DEBT	Cancelled, Abated or Adjusted (1973)	
Other Welfare Services		School 4,398,000		Transfers to Foreclosed Property	
<b>RECREATION and CONSERVATION</b>		Self-liquidating	1,898,500	Balance December 31, 1973	2,624.53
Beaches and Boardwalks		Other 1,898,500	1,898,500	<b>PROPERTY ACQUIRED BY DEED OR FORECLOSURE</b>	
Parks, Playgrounds, Shade Trees 76,139.50		Total 6,296,500	1,898,500	Balance January 1, 1973	33,330.00
Land Reclamation & Conservation 100,000.00		ISSUED AND OUTSTANDING		Transfers From Taxes or Liens	
Other Recreational Services		School 4,398,000.00		Sale for Cash (1973)	
<b>EDUCATION (excluding schools)</b>		Self-Liquidating	1,590,000.00	Cancelled, Abated or Adjusted (1973)	
Libraries 95,000.00		Other	5,938,000.00	Balance December 31, 1973	33,330.00
Other Educational Services		Total 5,938,000.00		<b>CURRENT FINANCES DECEMBER 31, 1973</b>	
<b>STATUTORY EXPENDITURES</b>		EQUALIZED VALUATION BASIS		ASSETS	
Pensions & F. I. C. A. 111,300.00		FOR NET DEBT COMPUTATION 192,078,549.67		Cash Dec. 31, 1973	772,618.72
Employee Fringe Benefits 26,250.00		REAL PROPERTY VALUATIONS		Taxes Receivable	127,249.05
Other Statutory Expenditures		Code Class # of Parcels % VAL'N	ASSESSED VALUATION	Tax Title Liens	2,624.53
<b>MUNICIPAL FUNCTIONS</b>		1 Vacant Land 177 3.17	5,105,100.00	Foreclosed Property	33,300.00
CAPITAL IMPROVEMENTS *ME M G* 315,269.00		2 Residential 3312 74.39	119,838,650.00	Emergencies & Other Deferred Charges	76,000.00
<b>DEBT SERVICE</b>		3 Farm 14 .30	491,600.00	State Aid Receivable	24,563.00
Principal Payments 57,300.00		4a Commercial 68 5.78	5,319,100.00	Other Receivables	1,179.15
Interest Payments 93,177.25		4b Industrial 17 12.37	19,921,800.00	Total	1,037,534.45
		4c Apartments 9 3.99	6,424,900.00	<b>LIABILITIES, RESERVES, AND SURPLUS</b>	
<b>DEFERRED CHARGES</b>		Total 3597	161,131,150.00	Cash Liabilities	284,116.41
SCHOOL, COUNTY, SPECIAL DISTRICT TAXES 5,502,747.59		Land Area 3.50 Sq. Miles		Reserves for Receivables	164,352.73
RESERVE FOR UNCOLLECTED TAXES 467,246.15		Net Valuation Taxable-Municipal	164,510,975.00	Surplus Dec. 31, 1973	589,065.31
EMERGENCY EMPLOYMENT ACT OF 1971		Net Valuation Taxable-County 200,849,107.00		Total	1,037,534.45
<b>EXPENDITURES</b>		State Equalized Valuation 214,029,731.00			
<b>TOTAL</b>	<b>7,882,266.49</b>	State Equalization Ratio 76.49			

1336

Population 1970 8,405  
 Population 1973 8,450  
 S & P Rating A  
 Moody Rating BAA

General Tax Rate Per \$100. 4.83  
 State Equalized Tax Rate 4.44

# NEW SHREWSBURY BOROUGH — MONMOUTH COUNTY

Form of Government:

Borough Council

Number of Members on Governing Body 6

PER CAPITA: 966.05  
 Gross Debt 107.87  
 Net Debt  
 Debt Service 428.03  
 Total Tax Levy 138.27  
 Municipal Expenditures

PER CENT: 11.42  
 Gross Debt 1.27  
 Net Debt 92.00  
 Tax Levy Collected  
 Tax Levy Cancelled, Abated or Adjusted .02

EXPENDITURES		REVENUES-REALIZED		1973 PROPERTY TAX	
GENERAL GOVERNMENT		1973 Property Taxes Collected		STATE EQUALIZED TAX RATE	
Governing Body & Public Boards		3,327,336.23		1.82	
Municipal Clerk	8,600.00	1973 Payments in Lieu of Taxes		1.32	
Financial Administration	17,335.00	161,557.55		1,433,428.38	
Assessment of Taxes	36,455.00	Delinquent Tax & Lien Collections		1,040,830.16	
Collection of Taxes	16,800.00	Business Personalty Replacement Taxes		.63	
Planning, Housing & Development	2,100.00	96,661.43		492,140.54	
Human Resources	130,525.00	Taxes from Public Utilities		.02	
Elections		169,132.99		19,001.45	
General Administration (other)		Other Miscellaneous Tax Revenues		.60	
JUDICIARY	16,220.00	32,887.94		468,598.33	
Municipal Courts		State Aid Revenues		.05	
PUBLIC SAFETY	37,750.00	106,305.50		39,940.00	
Fire Protection	259,600.00	Federal Aid Revenues		3,493,938.86	
Police Protection		State and Local Fiscal Assistance Act Utilized		1,819.67	
Civil Defense & Disaster Control	12,900.00	Sale of Acquired Property		161,022.59	
Environmental Inspection & Control		Other Miscellaneous Revenues		3,616,841.12	
Other Public Safety		50,835.79		3,616,841.12	
PUBLIC WORKS	116,750.00	4,151,794.12		3,327,336.23	
Streets and Drainage		220,000.00		640.00	
Sewers and Sewage Processing	120,950.00	Prior Years Surplus Appropriated		288,864.89	
Garbage and Trash Disposal	23,240.00	REVENUES		156,186.79	
Public Buildings and Grounds	12,000.00	CAPITAL OUTLAY		149,490.56	
Other Public Works		1,024,265.43		6,696.23	
HEALTH and WELFARE	11,700.00	1,024,265.43		29,003.78	
Health Services Except Environmental	2,150.00	Public Enterprises		6,696.23	
Welfare-Public Assistance	900.00	Recreation—Culture		12,066.99	
Hospitals, Clinics, First Aid		Public Works		23,633.02	
Animal, Insect, & Rodent Control		Buildings and Grounds		188,261.95	
Other Welfare Services		Library and Education		1,568,424.70	
RECREATION and CONSERVATION	16,500.00	Conservation		504,377.06	
Beaches and Boardwalks	975.00	All Other		592,300.70	
Parks, Playgrounds, Shade Trees		CAPITAL DEBT AUTHORIZED, DECEMBER 31, 1973		471,746.94	
Land Reclamation & Conservation		ISSUED AND UNISSUED		1,568,424.70	
Other Recreational Services		GROSS DEBT		942,786.28	
EDUCATION (excluding schools)	7,500.00	NET DEBT		288,864.89	
Libraries		2,250,000.00		23,633.02	
Other Educational Services		5,001,638.00		188,261.95	
STATUTORY EXPENDITURES	58,200.00	911,519.00		5,200.00	
Pensions & F. I. C. A.	18,500.00	8,163,157.00		28,137.72	
Employee Fringe Benefits		Total		91,540.84	
Other Statutory Expenditures		6,220,980.00		1,568,424.70	
MUNICIPAL FUNCTIONS	927,650.00	EQUALIZED VALUATION BASIS		504,377.06	
CAPITAL IMPROVEMENTS	150,805.50	FOR NET DEBT COMPUTATION		592,300.70	
DEBT SERVICE		71,508,424.00		471,746.94	
Principal Payments		REAL PROPERTY VALUATIONS		1,568,424.70	
Interest Payments		Code Class # of Parcels % VAL'N		504,377.06	
DEFERRED CHARGES	12,200.00	1 Vacant Land 610 7.41		592,300.70	
SCHOOL, COUNTY, SPECIAL DISTRICT TAXES	2,985,400.53	2 Residential 1714 67.94		471,746.94	
RESERVE FOR UNCOLLECTED TAXES	228,568.00	3 Farm 74 1.96		1,568,424.70	
EMERGENCY EMPLOYMENT ACT OF 1971		4a Commercial 94 15.87		504,377.06	
EXPENDITURES	4,153,818.53	4b Industrial 22 6.83		592,300.70	
		4c Apartments		471,746.94	
		Total 2514		1,568,424.70	
		Land Area 15.15 Sq. Miles		504,377.06	
		Net Valuation Taxable-Municipal		592,300.70	
		Net Valuation Taxable-County		471,746.94	
		State Equalized Valuation		1,568,424.70	
		State Equalization Ratio		92.04	

0714

Population 1970 382,460  
 Population 1973 339,835  
 S & P Rating BBB  
 Moody Rating BAA

General Tax Rate Per \$100. 9.39  
 State Equalized Tax Rate 7.16

## NEWARK CITY — ESSEX COUNTY

Form of Government:

Mayor-Council Plan C (OMCL50)

Number of Members on Governing Body 9

PER CAPITA:

Gross Debt 607.39  
 Net Debt 177.05  
 Debt Service 43.43  
 Total Tax Levy 292.56  
 Municipal Expenditures 398.10

PER CENT:

Gross Debt 16.07  
 Net Debt 4.68  
 Tax Levy Collected 86.86  
 Tax Levy Cancelled, Abated or Adjusted 2.91

EXPENDITURES		REVENUES-REALIZED		1973 PROPERTY TAX	
<b>GENERAL GOVERNMENT</b>		<b>STATE EQUALIZED TAX RATE</b>		<b>3.57</b>	
Governing Body & Public Boards	3,997,855.04	1973 Property Taxes Collected	99,146,459.94	Local District School Taxes	56,790,882.00
Municipal Clerk	458,517.82	1973 Payments in Lieu of Taxes		Regional & Consolidated School Tax	
Financial Administration	2,482,234.24	Delinquent Tax & Lien Collections	6,613,821.00	School Taxes in Municipal Budget	5,632,224.10
Assessment of Taxes	425,802.95	Business Personalty Replacement Taxes	16,886,989.77	County Taxes	22,883,272.32
Collection of Taxes	706,887.84	Taxes from Public Utilities	8,525,230.38	County Library Taxes	
Planning, Housing & Development	6,805,842.95	Other Miscellaneous Tax Revenues	5,119,058.01	Local Municipal Purpose Taxes	27,913,787.82
Human Resources	1,435,314.39	State Aid Revenues	16,716,304.48	Veteran & Senior Citizen Taxes	564,390.00
Elections	38,698.79	Federal Aid Revenues	22,237,993.81	Total Taxes for Rate Computation	113,784,556.24
General Administration (other)	4,755,650.57	State and Local Fiscal Assistance Act Utilized	14,563,788.00	Special District Taxes	
<b>JUDICIARY</b>		Sale of Acquired Property	1,000.00	Bank Stock Taxes	622,721.03
Municipal Courts	818,437.55	Other Miscellaneous Revenues	13,162,265.82	Added and Omitted Taxes	223,369.32
<b>PUBLIC SAFETY</b>		Other Revenues, Revenue Sharing Tax Effort	15,170,664.20	Total Taxes Levied - ABSTRACT	114,066,256.59
Fire Protection	15,310,916.37	Total	215,143,575.41	Total Taxes Billed	114,146,380.31
Police Protection	25,352,941.20	Prior Years Surplus Appropriated	7,300,000.00	1973 TAXES COLLECTED	99,146,459.94
Civil Defense & Disaster Control	109,577.65	REVENUES TOTAL	222,443,575.41	1973 Taxes Cancelled, Abated or Adjusted	3,319,203.31
Environmental Inspection & Control	1,273,885.03	CAPITAL OUTLAY TOTAL	13,534,374.14	Transfer to Tax Title Liens or Foreclosed	3,715,631.27
Other Public Safety		Public Enterprises	469,544.80	Balance Outstanding Dec. 31, 1973	7,965,085.79
<b>PUBLIC WORKS</b>		Recreation—Culture	623,342.24	<b>PRIOR YEARS TAXES OUTSTANDING</b>	
Streets and Drainage	3,309,078.75	Public Works	1,422,526.13	Balance January 1, 1973	8,493,957.88
Sewers and Sewage Processing	2,927,093.07	Buildings and Grounds	1,645,880.10	Collected in 1973	5,062,928.78
Garbage and Trash Disposal	6,138,040.18	Library and Education	9,423,030.87	Cancelled, Abated or Adjusted 1973	470,173.53
Public Buildings and Grounds	3,125,796.71	Conservation		Transfers to Tax Title Liens or Foreclosed	771,778.87
Other Public Works	2,538,135.77	All Other		Balance December 31, 1973	2,189,076.70
<b>HEALTH and WELFARE</b>		CAPITAL DEBT AUTHORIZED, DECEMBER 31, 1973		<b>TAX TITLE LIENS OUTSTANDING</b>	
Health Services Except Environmental	4,255,711.46	ISSUED AND UNISSUED		Balance January 1, 1973	10,011,062.73
Welfare-Public Assistance	4,202,282.51	School	127,576,556	Transfers From Taxes	4,602,488.73
Hospitals, Clinics, First Aid	986,759.39	Self-liquidating	21,250,840	Redeemed in 1973	1,550,892.22
Animal, Insect, & Rodent Control		Other	87,990,330	Cancelled, Abated or Adjusted (1973)	3,106.23
Other Welfare Services		Total	236,817,726	Transfers to Foreclosed Property	
<b>RECREATION and CONSERVATION</b>		ISSUED AND OUTSTANDING		Balance December 31, 1973	13,055,553.01
Beaches and Boardwalks		School	79,625,000.00	<b>PROPERTY ACQUIRED BY DEED OR FORECLOSURE</b>	
Parks, Playgrounds, Shade Trees	590,170.22	Self-Liquidating	11,958,000.00	Balance January 1, 1973	12,702,900.00
Land Reclamation & Conservation		Other	65,085,764.50	Transfers From Taxes or Liens	
Other Recreational Services	1,975,097.16	Total	156,668,764.50	Sale for Cash (1973)	1,000.00
<b>EDUCATION (excluding schools)</b>		EQUALIZED VALUATION BASIS		Cancelled, Abated or Adjusted (1973)	
Libraries	2,554,193.00	FOR NET DEBT COMPUTATION	1,473,515,956.67	Balance December 31, 1973	12,701,900.00
Other Educational Services	779,116.00	<b>REAL PROPERTY VALUATIONS</b>		<b>CURRENT FINANCES DECEMBER 31, 1973</b>	
<b>STATUTORY EXPENDITURES</b>		Code Class # of Parcels % VAL'N	ASSESSED VALUATION	<b>ASSETS</b>	
Pensions & F. I. C. A.	10,315,782.59	1 Vacant Land 2479 1.21	13,631,900.00	Cash Dec. 31, 1973	17,982,263.96
Employee Fringe Benefits	2,269,674.91	2 Residential 30193 29.36	335,594,900.00	Taxes Receivable	10,154,162.49
Other Statutory Expenditures		3 Farm		Tax Title Liens	13,055,553.01
<b>MUNICIPAL FUNCTIONS</b>		4a Commercial 6380 37.72	423,872,000.00	Foreclosed Property	12,701,900.00
CAPITAL IMPROVEMENTS *ME MC*	1,661,573.24	4b Industrial 1432 18.41	206,878,800.00	Emergencies & Other Deferred Charges	4,470,451.38
<b>DEBT SERVICE</b>		4c Apartments 2554 12.80	143,871,000.00	State Aid Receivable	1,475,059.16
Principal Payments	8,716,000.00	Total 43438	1,123,848,600.00	Other Receivables	4,732,820.48
Interest Payments	8,215,375.82	Land Area 24.14 Sq. Miles		Total	64,576,210.48
<b>TYPE I SCHL DEBT *MEMC</b>		Net Valuation Taxable-Municipal	1,212,616,400.00	<b>LIABILITIES, RESERVES, AND SURPLUS</b>	
<b>DEFERRED CHARGES</b>		Net Valuation Taxable-County	1,758,119,441.00	Cash Liabilities	14,411,483.76
SCHOOL, COUNTY, SPECIAL DISTRICT TAXES	85,306,378.42	State Equalized Valuation	1,583,482,559.00	Reserves for Receivables	40,648,435.98
RESERVE FOR UNCOLLECTED TAXES	14,786,000.00	State Equalization Ratio	76.30	Surplus Dec. 31, 1973	9,516,290.74
EMERGENCY EMPLOYMENT ACT OF 1971	7,676,010.20			Total	64,576,210.48
<b>EXPENDITURES TOTAL</b>	240,521,915.41				

1971/3000

\* ABOVE DEBT SERVICE INCLUDES TYPE I SCHL DEBT

0813

Population 1970 1,490  
 Population 1973 1,600  
 S & P Rating  
 Moody Rating

General Tax Rate Per \$100. 5.19  
 State Equalized Tax Rate 3.91

## NEWFIELD BOROUGH — GLOUCESTER COUNTY

Form of Government:

Borough Council

Number of Members on Governing Body 6

PER CAPITA:  
 Gross Debt 104.64  
 Net Debt 85.89  
 Debt Service 14.58  
 Total Tax Levy 279.51  
 Municipal Expenditures 134.60

PER CENT:  
 Gross Debt 1.79  
 Net Debt 1.47  
 Tax Levy Collected 88.81  
 Tax Levy Cancelled, Abated or Adjusted .13

EXPENDITURES		REVENUES-REALIZED		1973 PROPERTY TAX	
GENERAL GOVERNMENT		1973 Property Taxes Collected		STATE EQUALIZED TAX RATE	
Governing Body & Public Boards	5,800.00	1973 Payments in Lieu of Taxes		Local District School Taxes	2.27
Municipal Clerk		Delinquent Tax & Lien Collections		Regional & Consolidated School Tax	
Financial Administration	5,645.00	Business Personalty Replacement Taxes		School Taxes in Municipal Budget	
Assessment of Taxes	5,300.00	Taxes from Public Utilities		County Taxes	.56
Collection of Taxes	3,120.00	Other Miscellaneous Tax Revenues		County Library Taxes	
Planning, Housing & Development	2,537.00	State Aid Revenues		Local Municipal Purpose Taxes	.99
Human Resources		Federal Aid Revenues		Veteran & Senior Citizen Taxes	.08
Elections		State and Local Fiscal Assistance Act Utilized		Total Taxes for Rate Computation	3.90
General Administration (other)	15,639.00	Sale of Acquired Property		Special District Taxes	
JUDICIARY		Other Miscellaneous Revenues		Bank Stock Taxes	3,402.37
Municipal Courts	1,092.00	Other Revenues, Revenue Sharing Tax Effort		Added and Omitted Taxes	15,732.26
PUBLIC SAFETY		Prior Years Surplus Appropriated		Total Taxes Levied - ABSTRACT	447,215.15
Fire Protection	5,430.00	REVENUES TOTAL		Total Taxes Billed	447,215.15
Police Protection	6,955.00	CAPITAL OUTLAY TOTAL		1973 TAXES COLLECTED	397,171.46
Civil Defense & Disaster Control	400.00	Public Enterprises		1973 Taxes Cancelled, Abated or Adjusted	586.72
Environmental Inspection & Control	1,315.00	Recreation—Culture		Transfer to Tax Title Liens or Foreclosed	1,126.23
Other Public Safety		Public Works		Balance Outstanding Dec. 31, 1973	48,330.74
PUBLIC WORKS		Buildings and Grounds			
Streets and Drainage	55,965.00	Library and Education		PRIOR YEARS TAXES OUTSTANDING	
Sewers and Sewage Processing	500.00	Conservation		Balance January 1, 1973	26,201.72
Garbage and Trash Disposal	6,500.00	All Other		Collected in 1973	22,876.52
Public Buildings and Grounds	12,600.00	CAPITAL DEBT AUTHORIZED, DECEMBER 31, 1973		Cancelled, Abated or Adjusted 1973	
Other Public Works		ISSUED AND UNISSUED GROSS DEBT		Transfers to Tax Title Liens or Foreclosed	
HEALTH and WELFARE		NET DEBT		Balance December 31, 1973	3,325.20
Health Services Except Environmental	1,765.00	School		TAX TITLE LIENS OUTSTANDING	
Welfare-Public Assistance	275.00	Self-liquidating		Balance January 1, 1973	10,975.41
Hospitals, Clinics, First Aid		Other		Transfers From Taxes	1,126.23
Animal, Insect, & Rodent Control	997.00	Total		Redeemed in 1973	5,286.96
Other Welfare Services		ISSUED AND OUTSTANDING		Cancelled, Abated or Adjusted (1973)	
RECREATION and CONSERVATION		School		Transfers to Foreclosed Property	
Beaches and Boardwalks		Self-Liquidating		Balance December 31, 1973	6,814.68
Parks, Playgrounds, Shade Trees	2,587.00	Other		PROPERTY ACQUIRED BY DEED OR FORECLOSURE	
Land Reclamation & Conservation		Total		Balance January 1, 1973	
Other Recreational Services	1,010.00	EQUALIZED VALUATION BASIS		Transfers From Taxes or Liens	
EDUCATION (excluding schools)		FOR NET DEBT COMPUTATION		Sale for Cash (1973)	
Libraries	1,208.00	REAL PROPERTY VALUATIONS		Cancelled, Abated or Adjusted (1973)	
Other Educational Services		Code Class # of Parcels % VAL'N		Balance December 31, 1973	
STATUTORY EXPENDITURES		ASSESSED VALUATION		CURRENT FINANCES DECEMBER 31, 1973	
Pensions & F. I. C. A.	3,099.78	1 Vacant Land 145 3.38		ASSETS	
Employee Fringe Benefits	3,621.00	2 Residential 393 65.42		Cash Dec. 31, 1973	81,045.00
Other Statutory Expenditures		3 Farm 25 5.33		Taxes Receivable	51,655.94
MUNICIPAL FUNCTIONS TOTAL	143,360.78	4a Commercial 29 8.10		Tax Title Liens	6,814.68
CAPITAL IMPROVEMENTS *MEMO*	8,000.00	4b Industrial 10 16.70		Foreclosed Property	
DEBT SERVICE		4c Apartments 3 1.07		Emergencies & Other Deferred Charges	15,302.42
Principal Payments	20,000.00	Total 605		State Aid Receivable	
Interest Payments	3,330.00	Land Area 1.71 Sq. Miles		Other Receivables	80,118.19
DEFERRED CHARGES	8,220.26	Net Valuation Taxable-Municipal		Total	234,936.23
SCHOOL, COUNTY, SPECIAL DISTRICT TAXES	316,977.73	Net Valuation Taxable-County		LIABILITIES, RESERVES, AND SURPLUS	
RESERVE FOR UNCOLLECTED TAXES	40,450.51	State Equalized Valuation		Cash Liabilities	38,329.18
EMERGENCY EMPLOYMENT ACT OF 1971		State Equalization Ratio		Reserves for Receivables	138,588.81
EXPENDITURES TOTAL	532,339.23			Surplus Dec. 31, 1973	58,018.24
				Total	234,936.23

1915

Population 1970 7,300  
 Population 1973 7,510  
 S & P Rating  
 Moody Rating A

General Tax Rate Per \$100. 5.91  
 State Equalized Tax Rate 3.93

## NEWTON TOWN — SUSSEX COUNTY

Form of Government:

Council-Manager Plan B (OMCL50)

Number of Members on Governing Body 5

PER CAPITA:

Gross Debt 182.98  
 Net Debt 38.21  
 Debt Service 2.93  
 Total Tax Levy 335.00  
 Municipal Expenditures 121.74

PER CENT:

Gross Debt 2.57  
 Net Debt .54  
 Tax Levy Collected 94.72  
 Tax Levy Cancelled, Abated or Adjusted

EXPENDITURES		REVENUES-REALIZED		1973 PROPERTY TAX	
GENERAL GOVERNMENT		STATE EQUALIZED TAX RATE — 3.93		1,719,650.50	
Governing Body & Public Boards		1973 Property Taxes Collected 2,382,981.24		Local District School Taxes 2.69	
Municipal Clerk		1973 Payments in Lieu of Taxes		Regional & Consolidated School Tax	
Financial Administration	7,460.00	Delinquent Tax & Lien Collections 135,270.66		School Taxes in Municipal Budget	
Assessment of Taxes	7,000.00	Business Personalty Replacement Taxes 208,877.02		County Taxes .79	
Collection of Taxes	15,873.00	Taxes from Public Utilities 107,189.94		County Library Taxes .03	
Planning, Housing & Development	4,500.00	Other Miscellaneous Tax Revenues		Local Municipal Purpose Taxes .37	
Human Resources		State Aid Revenues 31,304.44		Veteran & Senior Citizen Taxes .06	
Elections	4,365.00	Federal Aid Revenues		Total Taxes for Rate Computation 3.94	
General Administration (other)	113,021.00	State and Local Fiscal Assistance Act Utilized 70,096.00		Special District Taxes	
JUDICIARY		Sale of Acquired Property 5,400.00		Bank Stock Taxes	
Municipal Courts	6,625.00	Other Miscellaneous Revenues 109,660.72		Added and Omitted Taxes	
PUBLIC SAFETY		Other Revenues, Revenue Sharing Tax Effort 36,360.49		Total Taxes Levied - ABSTRACT	
Fire Protection	17,545.00	Total 3,087,140.51		Total Taxes Billed	
Police Protection	212,327.00	Prior Years Surplus Appropriated 155,000.00		1973 TAXES COLLECTED	
Civil Defense & Disaster Control	550.00	REVENUES TOTAL 3,242,140.51		1973 Taxes Cancelled, Abated or Adjusted	
Environmental Inspection & Control	8,485.00	CAPITAL OUTLAY TOTAL 62,088.02		Transfer to Tax Title Liens or Foreclosed	
Other Public Safety		Public Enterprises 3,800.00		Balance Outstanding Dec. 31, 1973	
PUBLIC WORKS		Recreation—Culture 15,138.02		PRIOR YEARS TAXES OUTSTANDING	
Streets and Drainage	125,406.11	Buildings and Grounds 43,150.00		Balance January 1, 1973	
Sewers and Sewage Processing		Library and Education		Collected in 1973	
Garbage and Trash Disposal	17,912.00	Conservation		Cancelled, Abated or Adjusted 1973	
Public Buildings and Grounds	28,644.00	All Other		Transfers to Tax Title Liens or Foreclosed	
Other Public Works	1,183.55	CAPITAL DEBT AUTHORIZED, DECEMBER 31, 1973		Balance December 31, 1973	
HEALTH and WELFARE		ISSUED AND UNISSUED GROSS DEBT NET DEBT		TAX TITLE LIENS OUTSTANDING	
Health Services Except Environmental	3,550.00	School 390,000		Balance January 1, 1973	
Welfare-Public Assistance	3,425.00	Self-liquidating 648,382		Transfers From Taxes	
Hospitals, Clinics, First Aid	2,000.00	Other 335,791		Redeemed in 1973	
Animal, Insect, & Rodent Control	2,810.00	Total 1,374,173		Cancelled, Abated or Adjusted (1973)	
Other Welfare Services		ISSUED AND OUTSTANDING		Transfers to Foreclosed Property	
RECREATION and CONSERVATION		School 390,000.00		Balance December 31, 1973	
Beaches and Boardwalks		Self-Liquidating 499,000.00		PROPERTY ACQUIRED BY DEED OR	
Parks, Playgrounds, Shade Trees	22,857.00	Other 197,000.00		FORECLOSURE	
Land Reclamation & Conservation		Total 1,086,000.00		Balance January 1, 1973	
Other Recreational Services	9,565.00	EQUALIZED VALUATION BASIS		Transfers From Taxes or Liens	
EDUCATION (excluding schools)		FOR NET DEBT COMPUTATION 53,566,240.67		Sale for Cash (1973)	
Libraries	5,250.00	REAL PROPERTY VALUATIONS		Cancelled, Abated or Adjusted (1973)	
Other Educational Services		Code Class # of Parcels % VAL'N		Transfers to Foreclosed Property	
STATUTORY EXPENDITURES		ASSESSED VALUATION		Balance December 31, 1973	
Pensions & F. I. C. A.	47,470.00	1 Vacant Land 246 1.98 788,580.00		PROPERTY ACQUIRED BY DEED OR	
Employee Fringe Benefits	15,000.00	2 Residential 1631 60.84 24,267,100.00		FORECLOSURE	
Other Statutory Expenditures		3 Farm 8 .16 63,010.00		Balance January 1, 1973	
MUNICIPAL FUNCTIONS TOTAL	682,823.66	4a Commercial 223 25.92 10,336,610.00		Transfers From Taxes or Liens	
CAPITAL IMPROVEMENTS *MEMO*	73,650.66	4b Industrial 10 5.56 2,215,570.00		Sale for Cash (1973)	
DEBT SERVICE		4c Apartments 17 5.55 2,212,510.00		Cancelled, Abated or Adjusted (1973)	
Principal Payments	15,000.00	Total 2135 39,883,780.00		Balance December 31, 1973	
Interest Payments	7,009.00	Land Area 3.30 Sq. Miles		CURRENT FINANCES DECEMBER 31, 1973	
DEFERRED CHARGES	31,400.00	Net Valuation Taxable-Municipal 42,558,358.00		ASSETS	
SCHOOL, COUNTY, SPECIAL DISTRICT TAXES	2,243,079.56	Net Valuation Taxable-County 61,534,656.00		Cash Dec. 31, 1973	
RESERVE FOR UNCOLLECTED TAXES	178,000.00	State Equalized Valuation 62,533,170.00		Taxes Receivable	
EMERGENCY EMPLOYMENT ACT OF 1971		State Equalization Ratio 66.63		Tax Title Liens	
EXPENDITURES TOTAL	3,157,312.22			Foreclosed Property	
				Emergencies & Other Deferred Charges	
				State Aid Receivable	
				Other Receivables	
				Total	
				LIABILITIES, RESERVES, AND SURPLUS	
				Cash Liabilities	
				Reserves for Receivables	
				Surplus Dec. 31, 1973	
				Total	

0239

Population 1970 18,105  
 Population 1973 18,140  
 S & P Rating  
 Moody Rating

General Tax Rate Per \$100. 2.58  
 State Equalized Tax Rate 2.26

NORTH ARLINGTON BOROUGH — BERGEN CO.  
 Form of Government:  
 Borough Council  
 Number of Members on Governing Body 6

PER CAPITA: 119.45 PER CENT: 1.36  
 Gross Debt 86.74 Gross Debt .99  
 Net Debt 4.85 Net Debt 98.71  
 Debt Service 214.62 Tax Levy Collected  
 Total Tax Levy 123.57 Tax Levy Cancelled, Abated or Adjusted .22  
 Municipal Expenditures

EXPENDITURES		REVENUES-REALIZED		1973 PROPERTY TAX	
<b>GENERAL GOVERNMENT</b>				<b>STATE EQUALIZED TAX RATE — 1.20</b>	
Governing Body & Public Boards		1973 Property Taxes Collected	3,857,270.36	Local District School Taxes	2,113,796.75
Municipal Clerk		1973 Payments in Lieu of Taxes		Regional & Consolidated School Tax	
Financial Administration	8,000.00	Delinquent Tax & Lien Collections	44,779.45	School Taxes in Municipal Budget	
Assessment of Taxes	5,870.00	Business Personalty Replacement Taxes	126,928.17	County Taxes	.35 619,095.73
Collection of Taxes	42,625.00	Taxes from Public Utilities	233,290.68	County Library Taxes	
Planning, Housing & Development	5,750.00	Other Miscellaneous Tax Revenues	3,249.00	Local Municipal Purpose Taxes	.65 1,144,522.33
Human Resources	1,000.00	State Aid Revenues	82,837.95	Veteran & Senior Citizen Taxes	.05 96,080.00
Elections	3,400.00	Federal Aid Revenues	30,540.58	Total Taxes for Rate Computation	2.25 3,573,494.81
General Administration (other)	183,548.50	State and Local Fiscal Assistance Act Utilized	200,000.00	Special District Taxes	
<b>JUDICIARY</b>		Sale of Acquired Property	139,691.10	Bank Stock Taxes	5,741.19
Municipal Courts	25,850.00	Other Miscellaneous Revenues	28,728.95	Added and Omitted Taxes	10,000.53
<b>PUBLIC SAFETY</b>		Other Revenues, Revenue Sharing Tax Effort	4,747,316.24	Total Taxes Levied - ABSTRACT	3,893,156.53
Fire Protection	52,000.00	<b>TOTAL</b>	4,988,316.24	Total Taxes Billed	3,907,715.88
Police Protection	663,300.00	Prior Years Surplus Appropriated	241,000.00	1973 TAXES COLLECTED	3,857,270.36
Civil Defense & Disaster Control		<b>REVENUES</b>		1973 Taxes Cancelled, Abated or Adjusted	8,462.48
Environmental Inspection & Control	4,106.00	<b>TOTAL</b>	306,555.94	Transfer to Tax Title Liens or Foreclosed	122.02
Other Public Safety		<b>CAPITAL OUTLAY</b>		Balance Outstanding Dec. 31, 1973	41,861.02
<b>PUBLIC WORKS</b>		Public Enterprises	4,184.28	<b>PRIOR YEARS TAXES OUTSTANDING</b>	
Streets and Drainage	257,675.00	Recreation—Culture	76,077.59	Balance January 1, 1973	45,510.27
Sewers and Sewage Processing	51,825.00	Public Works	188,433.72	Collected in 1973	44,779.45
Garbage and Trash Disposal	188,000.00	Buildings and Grounds	37,860.35	Cancelled, Abated or Adjusted 1973	730.82
Public Buildings and Grounds	24,775.00	Library and Education		Transfers to Tax Title Liens or Foreclosed	
Other Public Works	13,900.00	Conservation		Balance December 31, 1973	
<b>HEALTH and WELFARE</b>		All Other		<b>TAX TITLE LIENS OUTSTANDING</b>	
Health Services Except Environmental	100,000.00	<b>CAPITAL DEBT AUTHORIZED, DECEMBER 31, 1973</b>		Balance January 1, 1973	4,977.13
Welfare-Public Assistance	5,100.00	ISSUED AND UNISSUED		Transfers From Taxes	122.02
Hospitals, Clinics, First Aid	4,000.00	School	593,306	Redeemed in 1973	
Animal, Insect, & Rodent Control	2,400.00	Self-liquidating	103,000	Cancelled, Abated or Adjusted (1973)	
Other Welfare Services		Other	1,470,460	Transfers to Foreclosed Property	
<b>RECREATION and CONSERVATION</b>		<b>Total</b>	2,166,766	Balance December 31, 1973	5,099.15
Beaches and Boardwalks	65,050.00	<b>ISSUED AND OUTSTANDING</b>		<b>PROPERTY ACQUIRED BY DEED OR FORECLOSURE</b>	
Parks, Playgrounds, Shade Trees		School	488,000.00	Balance January 1, 1973	24,065.00
Land Reclamation & Conservation	7,076.00	Self-Liquidating	50,000.00	Transfers From Taxes or Liens	
Other Recreational Services		Other	859,260.00	Sale for Cash (1973)	
<b>EDUCATION (excluding schools)</b>		<b>Total</b>	1,397,260.00	Cancelled, Abated or Adjusted (1973)	
Libraries	47,000.00	<b>EQUALIZED VALUATION BASIS</b>		Balance December 31, 1973	24,065.00
Other Educational Services		<b>FOR NET DEBT COMPUTATION</b>	159,667,050.00	<b>CURRENT FINANCES DECEMBER 31, 1973</b>	
<b>STATUTORY EXPENDITURES</b>		<b>REAL PROPERTY VALUATIONS</b>		<b>ASSETS</b>	
Pensions & F. I. C. A.	110,453.00	Code Class # of Parcels % VAL'N		Cash Dec. 31, 1973	241,156.98
Employee Fringe Benefits	41,490.00	1 Vacant Land 118 1.27	1,954,250.00	Taxes Receivable	41,861.02
Other Statutory Expenditures		2 Residential 3612 77.98	119,969,500.00	Tax Title Liens	5,099.15
<b>MUNICIPAL FUNCTIONS</b>		3 Farm		Foreclosed Property	24,065.00
<b>CAPITAL IMPROVEMENTS</b>		4a Commercial 187 7.40	11,384,400.00	Emergencies & Other Deferred Charges	50,825.00
<b>DEBT SERVICE</b>		4b Industrial 71 4.54	6,979,800.00	State Aid Receivable	20,728.73
Principal Payments	55,740.00	4c Apartments 40 8.81	13,561,100.00	Other Receivables	54,349.79
Interest Payments	32,163.00	Total 4028	153,849,050.00	<b>Total</b>	438,085.67
<b>DEFERRED CHARGES</b>		Land Area 2.50 Sq. Miles		<b>LIABILITIES, RESERVES, AND SURPLUS</b>	
SCHOOL, COUNTY, SPECIAL DISTRICT TAXES	2,732,892.48	Net Valuation Taxable-Municipal	154,574,492.00	Cash Liabilities	126,170.12
RESERVE FOR UNCOLLECTED TAXES		Net Valuation Taxable-County	167,723,396.00	Reserves for Receivables	125,374.96
EMERGENCY EMPLOYMENT ACT OF 1971	29,592.26	State Equalized Valuation	176,113,688.00	Surplus Dec. 31, 1973	186,540.59
<b>EXPENDITURES</b>		State Equalization Ratio	87.72	<b>Total</b>	438,085.67
<b>TOTAL</b>	4,974,486.41				

0908

Population 1970 47,840  
 Population 1973 49,105  
 S & P Rating BBB  
 Moody Rating BAA

General Tax Rate Per \$100. 6.33  
 State Equalized Tax Rate 3.99

## NORTH BERGEN TOWNSHIP — HUDSON CO.

Form of Government:

Commission (1911)

Number of Members on Governing Body 5

PER CAPITA:

Gross Debt 549.27  
 Net Debt 205.59  
 Debt Service 37.42  
 Total Tax Levy 398.34  
 Municipal Expenditures 232.84

PER CENT:

Gross Debt 6.22  
 Net Debt 2.33  
 Tax Levy Collected 93.64  
 Tax Levy Cancelled, Abated or Adjusted .26

EXPENDITURES		REVENUES-REALIZED		1973 PROPERTY TAX	
GENERAL GOVERNMENT				STATE EQUALIZED TAX RATE 1.29	
Governing Body & Public Boards	500.00			Local District School Taxes	6,263,878.00
Municipal Clerk	38,000.00	1973 Property Taxes Collected		Regional & Consolidated School Tax	
Financial Administration	113,712.00	1973 Payments in Lieu of Taxes		School Taxes in Municipal Budget	704,904.00
Assessment of Taxes	221,800.00	Delinquent Tax & Lien Collections		County Taxes	5,422,591.94
Collection of Taxes	88,810.00	Business Personalty Replacement Taxes		County Library Taxes	
Planning, Housing & Development	11,200.00	Taxes from Public Utilities		Local Municipal Purpose Taxes	6,851,680.76
Human Resources	55,000.00	Other Miscellaneous Tax Revenues		Veteran & Senior Citizen Taxes	184,140.00
Elections	14,000.00	State Aid Revenues		Total Taxes for Rate Computation	19,427,194.70
General Administration (other)	627,900.00	Federal Aid Revenues		Special District Taxes	
JUDICIARY		State and Local Fiscal Assistance Act Utilized		Bank Stock Taxes	10,683.28
Municipal Courts	52,000.00	Sale of Acquired Property		Added and Omitted Taxes	306,891.18
PUBLIC SAFETY		Other Miscellaneous Revenues		Total Taxes Levied - ABSTRACT	19,560,629.16
Fire Protection	1,862,171.63	Other Revenues, Revenue Sharing Tax Effort		Total Taxes Billed	19,560,884.60
Police Protection	1,834,959.63	Prior Years Surplus Appropriated		1973 TAXES COLLECTED	18,316,976.97
Civil Defense & Disaster Control	2,000.00	TOTAL		1973 Taxes Cancelled, Abated or Adjusted	50,194.73
Environmental Inspection & Control	107,800.00	CAPITAL OUTLAY		Transfer to Tax Title Liens or Foreclosed	182,082.67
Other Public Safety	87,600.00	TOTAL		Balance Outstanding Dec. 31, 1973	1,011,630.23
PUBLIC WORKS		Public Enterprises		PRIOR YEARS TAXES OUTSTANDING	
Streets and Drainage	718,700.00	Recreation—Culture		Balance January 1, 1973	953,161.80
Sewers and Sewage Processing	198,500.00	Public Works		Collected in 1973	572,938.34
Garbage and Trash Disposal	381,500.00	Buildings and Grounds		Cancelled, Abated or Adjusted 1973	34,663.81
Public Buildings and Grounds	68,300.00	Library and Education		Transfers to Tax Title Liens or Foreclosed	25,789.13
Other Public Works		Conservation		Balance December 31, 1973	319,570.52
HEALTH and WELFARE		All Other		TAX TITLE LIENS OUTSTANDING	
Health Services Except Environmental	96,300.00	CAPITAL DEBT AUTHORIZED, DECEMBER 31, 1973		Balance January 1, 1973	387,389.67
Welfare-Public Assistance	152,700.00	ISSUED AND UNISSUED		Transfers From Taxes	211,977.23
Hospitals, Clinics, First Aid		GROSS DEBT		Redeemed in 1973	4,804.10
Animal, Insect, & Rodent Control	9,100.00	NET DEBT		Cancelled, Abated or Adjusted (1973)	
Other Welfare Services		School		Transfers to Foreclosed Property	
RECREATION and CONSERVATION		Self-liquidating		Balance December 31, 1973	594,562.80
Beaches and Boardwalks		Other		PROPERTY ACQUIRED BY DEED OR	
Parks, Playgrounds, Shade Trees	238,176.00	Total		FORECLOSURE	
Land Reclamation & Conservation		ISSUED AND OUTSTANDING		Balance January 1, 1973	538,329.00
Other Recreational Services	59,624.00	School		Transfers From Taxes or Liens	
EDUCATION (excluding schools)		Self-Liquidating		Sale for Cash (1973)	
Libraries	125,000.00	Other		Cancelled, Abated or Adjusted (1973)	
Other Educational Services		Total		Balance December 31, 1973	538,329.00
STATUTORY EXPENDITURES		EQUALIZED VALUATION BASIS		CURRENT FINANCES DECEMBER 31, 1973	
Pensions & F. I. C. A.	689,000.00	FOR NET DEBT COMPUTATION		ASSETS	
Employee Fringe Benefits		REAL PROPERTY VALUATIONS		Cash Dec. 31, 1973	2,953,764.33
Other Statutory Expenditures		Code Class # of Parcels % VAL'N		Taxes Receivable	1,331,200.75
MUNICIPAL FUNCTIONS	TOTAL	ASSESSED VALUATION		Tax Title Liens	594,562.80
CAPITAL IMPROVEMENTS	*MEMO*	1 Vacant Land 606 5.45		Foreclosed Property	538,329.00
DEBT SERVICE		2 Residential 6632 41.71		Emergencies & Other Deferred Charges	295,384.36
Principal Payments	970,000.00	3 Farm		State Aid Receivable	337,554.58
Interest Payments	867,700.00	4a Commercial 614 14.40		Other Receivables	56,305.56
TYPE I SCHL DEBT *MEMO	754,400.00	4b Industrial 272 23.76		Total	6,147,101.38
DEFERRED CHARGES	128,055.74	4c Apartments 229 14.68		LIABILITIES, RESERVES, AND SURPLUS	
SCHOOL, COUNTY, SPECIAL DISTRICT TAXES	12,391,373.94	Total 8353		Cash Liabilities	1,465,633.51
RESERVE FOR UNCOLLECTED TAXES	1,328,430.29	Land Area 5.40 Sq. Miles		Reserves for Receivables	2,560,398.11
EMERGENCY EMPLOYMENT ACT OF 1971	284,884.36	Net Valuation Taxable-Municipal		Surplus Dec. 31, 1973	2,121,069.76
EXPENDITURES	TOTAL	Net Valuation Taxable-County		Total	6,147,101.38
	23,824,797.59	State Equalized Valuation			
		State Equalization Ratio			
		63.15			

1971/3000

\* ABOVE DEBT SERVICE INCLUDES TYPE I SCHOOL DEBT

1215

Population 1970 16,760  
 Population 1973 17,865  
 S & P Rating A  
 Moody Rating A

General Tax Rate Per \$100. 2.71  
 State Equalized Tax Rate 2.24

# NORTH BRUNSWICK TOWNSHIP — MIDDLESEX COUNTY

Form of Government:  
 Township Committee  
 Number of Members on Governing Body 5

PER CAPITA: 1,192.49  
 Gross Debt 533.45  
 Net Debt 13.14  
 Debt Service 449.41  
 Total Tax Levy 183.06  
 Municipal Expenditures

PER CENT: 6.85  
 Gross Debt 3.06  
 Net Debt 93.62  
 Tax Levy Collected  
 Tax Levy Cancelled, Abated or Adjusted .92

EXPENDITURES		REVENUES-REALIZED		1973 PROPERTY TAX	
<b>GENERAL GOVERNMENT</b>				<b>STATE EQUALIZED TAX RATE</b> 1.63	
Governing Body & Public Boards		1973 Property Taxes Collected	7,535,750.98	Local District School Taxes	5,498,970.00
Municipal Clerk		1973 Payments in Lieu of Taxes		Regional & Consolidated School Tax	
Financial Administration	38,350.00	Delinquent Tax & Lien Collections	262,027.19	School Taxes in Municipal Budget	
Assessment of Taxes	62,750.00	Business Personalty Replacement Taxes	897,636.51	County Taxes	1,637,342.66
Collection of Taxes	31,400.00	Taxes from Public Utilities	613,985.05	County Library Taxes	
Planning, Housing & Development	88,650.00	Other Miscellaneous Tax Revenues		Local Municipal Purpose Taxes	298,829.56
Human Resources	1,500.00	State Aid Revenues	73,379.36	Veteran & Senior Citizen Taxes	88,700.00
Elections	4,200.00	Federal Aid Revenues	24,059.19	Total Taxes for Rate Computation	7,523,842.42
General Administration (other)	218,818.00	State and Local Fiscal Assistance Act Utilized	137,093.00	Special District Taxes	
<b>JUDICIARY</b>		Sale of Acquired Property	2,400.00	Bank Stock Taxes	12,723.44
Municipal Courts	31,550.00	Other Miscellaneous Revenues	205,357.11	Added and Omitted Taxes	580,773.86
<b>PUBLIC SAFETY</b>		Other Revenues, Revenue Sharing Tax Effort	183,024.14	Total Taxes Levied - ABSTRACT	8,028,639.72
Fire Protection	15,000.00	Total	9,904,711.53	Total Taxes Billed	8,049,506.27
Police Protection	655,900.00	Prior Years Surplus Appropriated	1,093,469.84	<b>1973 TAXES COLLECTED</b>	7,535,750.98
Civil Defense & Disaster Control	7,500.00	REVENUES TOTAL	10,998,181.37	1973 Taxes Cancelled, Abated or Adjusted	73,964.86
Environmental Inspection & Control	54,950.00			Transfer to Tax Title Liens or Foreclosed	15,214.34
Other Public Safety				Balance Outstanding Dec. 31, 1973	424,576.09
<b>PUBLIC WORKS</b>		<b>CAPITAL OUTLAY TOTAL</b>	588,083.21	<b>PRIOR YEARS TAXES OUTSTANDING</b>	
Streets and Drainage	438,325.00	Public Enterprises	7,460.40	Balance January 1, 1973	265,212.35
Sewers and Sewage Processing		Recreation—Culture	88,903.32	Collected in 1973	243,714.18
Garbage and Trash Disposal	217,500.00	Public Works	356,386.86	Cancelled, Abated or Adjusted 1973	99.66
Public Buildings and Grounds	54,250.00	Buildings and Grounds	133,171.97	Transfers to Tax Title Liens or Foreclosed	18,712.71
Other Public Works	15,300.00	Library and Education	2,160.66	Balance December 31, 1973	2,685.80
<b>HEALTH and WELFARE</b>		Conservation		<b>TAX TITLE LIENS OUTSTANDING</b>	
Health Services Except Environmental	4,250.00	All Other		Balance January 1, 1973	34,088.46
Welfare-Public Assistance	9,100.00			Transfers From Taxes	37,477.36
Hospitals, Clinics, First Aid	1,650.00	<b>CAPITAL DEBT AUTHORIZED, DECEMBER 31, 1973</b>		Redeemed in 1973	18,313.01
Animal, Insect, & Rodent Control	4,300.00	<b>ISSUED AND UNISSUED GROSS DEBT</b>		Cancelled, Abated or Adjusted (1973)	
Other Welfare Services		School	11,550,000	Transfers to Foreclosed Property	
<b>RECREATION and CONSERVATION</b>		Self-liquidating	1,987,350	Balance December 31, 1973	53,252.81
Beaches and Boardwalks		Other	7,766,500	<b>PROPERTY ACQUIRED BY DEED OR FORECLOSURE</b>	
Parks, Playgrounds, Shade Trees	122,375.00	Total	21,303,850	Balance January 1, 1973	42,414.25
Land Reclamation & Conservation	2,000.00	<b>ISSUED AND OUTSTANDING</b>		Transfers From Taxes or Liens	
Other Recreational Services		School	11,550,000.00	Sale for Cash (1973)	2,400.00
<b>EDUCATION (excluding schools)</b>		Self-Liquidating	1,914,000.00	Cancelled, Abated or Adjusted (1973)	
Libraries	100,000.00	Other	3,510,000.00	Balance December 31, 1973	40,014.25
Other Educational Services		Total	16,974,000.00	<b>CURRENT FINANCES DECEMBER 31, 1973</b>	
<b>STATUTORY EXPENDITURES</b>		<b>EQUALIZED VALUATION BASIS FOR NET DEBT COMPUTATION</b>	311,120,184.33	<b>ASSETS</b>	
Pensions & F. I. C. A.	135,952.43	<b>REAL PROPERTY VALUATIONS</b>		Cash Dec. 31, 1973	1,172,914.28
Employee Fringe Benefits	56,400.00	Code Class # of Parcels % VAL'N		Taxes Receivable	427,261.89
Other Statutory Expenditures		1 Vacant Land 1492 10.61	29,248,500.00	Tax Title Liens	53,252.81
<b>MUNICIPAL FUNCTIONS</b>	2,371,970.43	2 Residential 3876 44.88	123,720,600.00	Foreclosed Property	40,014.25
<b>CAPITAL IMPROVEMENTS</b>	300,000.00	3 Farm 44 .60	1,635,700.00	Emergencies & Other Deferred Charges	46,692.80
<b>DEBT SERVICE</b>		4a Commercial 198 9.87	27,207,146.00	State Aid Receivable	75,583.03
Principal Payments	81,000.00	4b Industrial 38 29.13	80,292,050.00	Other Receivables	115,527.30
Interest Payments	153,816.00	4c Apartments 13 4.91	13,540,450.00	Total	1,931,646.36
<b>DEFERRED CHARGES</b>	256,436.17	Total 5661	275,644,446.00	<b>LIABILITIES, RESERVES, AND SURPLUS</b>	
<b>SCHOOL, COUNTY, SPECIAL DISTRICT TAXES</b>	7,136,312.86	Land Area 12.00 Sq. Miles		Cash Liabilities	282,972.84
<b>RESERVE FOR UNCOLLECTED TAXES</b>	380,000.00	Net Valuation Taxable-Municipal	278,336,124.00	Reserves for Receivables	636,056.25
<b>EMERGENCY EMPLOYMENT ACT OF 1971</b>	27,100.92	Net Valuation Taxable-County	325,308,037.00	Surplus Dec. 31, 1973	1,012,617.27
<b>EXPENDITURES TOTAL</b>	10,406,636.38	State Equalized Valuation	336,174,558.00	Total	1,931,646.36
		State Equalization Ratio	82.71		

0715

Population 1970 6,695  
 Population 1973 6,790  
 S & P Rating  
 Moody Rating BAA-1

General Tax Rate Per \$100. 4.52  
 State Equalized Tax Rate 4.46

NORTH CALDWELL BOROUGH — ESSEX CO.  
 Form of Government:  
 Borough Council  
 Number of Members on Governing Body 6

PER CAPITA:  
 Gross Debt 587.69  
 Net Debt 280.01  
 Debt Service 14.61  
 Total Tax Levy 558.64  
 Municipal Expenditures 159.51  
 PER CENT:  
 Gross Debt 5.10  
 Net Debt 2.43  
 Tax Levy Collected 97.90  
 Tax Levy Cancelled, Abated or Adjusted .34

EXPENDITURES		REVENUES-REALIZED		1973 PROPERTY TAX	
<b>GENERAL GOVERNMENT</b>				STATE EQUALIZED TAX RATE — 1.26	
Governing Body & Public Boards		1973 Property Taxes Collected	3,741,599.12	Local District School Taxes	1,075,168.00
Municipal Clerk		1973 Payments in Lieu of Taxes		Regional & Consolidated School Tax	1,159,109.55
Financial Administration	6,200.00	Delinquent Tax & Lien Collections	73,156.30	School Taxes in Municipal Budget	
Assessment of Taxes	7,180.00	Business Personalty Replacement Taxes	19,521.27	County Taxes	1,029,359.92
Collection of Taxes	12,217.44	Taxes from Public Utilities	113,435.75	County Library Taxes	
Planning, Housing & Development	12,000.00	Other Miscellaneous Tax Revenues		Local Municipal Purpose Taxes	529,547.69
Human Resources	5,000.00	State Aid Revenues	25,431.36	Veteran & Senior Citizen Taxes	25,030.00
Elections	900.00	Federal Aid Revenues		Total Taxes for Rate Computation	3,818,215.16
General Administration (other)	88,535.70	State and Local Fiscal Assistance Act Utilized	35,411.25	Special District Taxes	
<b>JUDICIARY</b>		Sale of Acquired Property		Bank Stock Taxes	
Municipal Courts	15,125.70	Other Miscellaneous Revenues	128,288.14	Added and Omitted Taxes	
<b>PUBLIC SAFETY</b>		Other Revenues, Revenue Sharing Tax Effort	85,445.81	Total Taxes Levied - ABSTRACT	3,793,185.16
Fire Protection	14,900.00	Total	4,222,289.00	Total Taxes Billed	3,821,847.80
Police Protection	229,957.96	Prior Years Surplus Appropriated	196,500.00	1973 TAXES COLLECTED	3,741,599.12
Civil Defense & Disaster Control	100.00	REVENUES TOTAL	4,418,789.00	1973 Taxes Cancelled, Abated or Adjusted	13,004.44
Environmental Inspection & Control	2,583.36	CAPITAL OUTLAY TOTAL	295,319.87	Transfer to Tax Title Liens or Foreclosed	2,246.44
Other Public Safety				Balance Outstanding Dec. 31, 1973	64,997.80
<b>PUBLIC WORKS</b>				<b>PRIOR YEARS TAXES OUTSTANDING</b>	
Streets and Drainage	103,498.34	Public Enterprises	1,765.22	Balance January 1, 1973	73,167.23
Sewers and Sewage Processing	78,150.00	Recreation—Culture		Collected in 1973	73,156.30
Garbage and Trash Disposal	120,000.00	Public Works	293,554.65	Cancelled, Abated or Adjusted 1973	
Public Buildings and Grounds	34,300.00	Buildings and Grounds		Transfers to Tax Title Liens or Foreclosed	
Other Public Works		Library and Education		Balance December 31, 1973	10.93
<b>HEALTH and WELFARE</b>		Conservation		<b>TAX TITLE LIENS OUTSTANDING</b>	
Health Services Except Environmental	7,151.86	All Other		Balance January 1, 1973	7,438.28
Welfare-Public Assistance	600.00	CAPITAL DEBT AUTHORIZED, DECEMBER 31, 1973		Transfers From Taxes	2,246.44
Hospitals, Clinics, First Aid		ISSUED AND UNISSUED		Redeemed in 1973	
Animal, Insect, & Rodent Control		School	1,308,235	Cancelled, Abated or Adjusted (1973)	
Other Welfare Services		Self-liquidating	296,974	Transfers to Foreclosed Property	266.88
<b>RECREATION and CONSERVATION</b>		Other	2,385,175	Balance December 31, 1973	9,417.84
Beaches and Boardwalks		Total	3,990,384	<b>PROPERTY ACQUIRED BY DEED OR FORECLOSURE</b>	
Parks, Playgrounds, Shade Trees	30,563.46	ISSUED AND OUTSTANDING		Balance January 1, 1973	31,633.12
Land Reclamation & Conservation		School	1,308,235.03	Transfers From Taxes or Liens	266.88
Other Recreational Services		Self-Liquidating	181,000.00	Sale for Cash (1973)	
<b>EDUCATION (excluding schools)</b>		Other	1,877,200.00	Cancelled, Abated or Adjusted (1973)	
Libraries		Total	3,366,435.03	Balance December 31, 1973	31,900.00
Other Educational Services		EQUALIZED VALUATION BASIS		<b>CURRENT FINANCES DECEMBER 31, 1973</b>	
<b>STATUTORY EXPENDITURES</b>		FOR NET DEBT COMPUTATION	78,186,000.67	<b>ASSETS</b>	
Pensions & F. I. C. A.	28,160.85	REAL PROPERTY VALUATIONS		Cash Dec. 31, 1973	1,214,118.06
Employee Fringe Benefits	14,163.00	Code Class # of Parcels % VAL'N		Taxes Receivable	65,008.73
Other Statutory Expenditures		1 Vacant Land 209 2.82		Tax Title Liens	9,417.84
<b>MUNICIPAL FUNCTIONS</b>		2 Residential 1484 93.28		Foreclosed Property	31,900.00
CAPITAL IMPROVEMENTS *MEMO*	811,287.67	3 Farm 13 .12		Emergencies & Other Deferred Charges	33,418.66
DEBT SERVICE	33,810.00	4a Commercial 20 3.21		State Aid Receivable	16,587.00
Principal Payments	17,568.16	4b Industrial 9 .58		Other Receivables	6,370.09
Interest Payments	81,600.00	4c Apartments		Total	1,376,820.38
<b>DEFERRED CHARGES</b>		Total 1735		<b>LIABILITIES, RESERVES, AND SURPLUS</b>	
SCHOOL, COUNTY, SPECIAL DISTRICT TAXES	19,813.78	Land Area 2.90 Sq. Miles		Cash Liabilities	928,240.48
RESERVE FOR UNCOLLECTED TAXES	3,263,637.47	Net Valuation Taxable-Municipal	84,589,100.00	Reserves for Receivables	112,696.66
EMERGENCY EMPLOYMENT ACT OF 1971	152,819.44	Net Valuation Taxable-County	73,787,187.00	Surplus Dec. 31, 1973	335,883.24
<b>EXPENDITURES</b>		State Equalized Valuation	85,664,284.00	Total	1,376,820.38
TOTAL	4,346,726.52	State Equalization Ratio	98.74		

1606

Population 1970 7,625  
Population 1973 7,720  
S & P Rating  
Moody Rating

General Tax Rate Per \$100. 4.29  
State Equalized Tax Rate 2.66

NORTH HALEDON BOROUGH — PASSAIC CO.  
Form of Government:  
Borough Council  
Number of Members on Governing Body 6

PER CAPITA: 355.91  
Gross Debt 78.35  
Net Debt 2.30  
Debt Service 343.55  
Total Tax Levy 105.71  
Municipal Expenditures

PER CENT: 2.99  
Gross Debt .66  
Net Debt .96.28  
Tax Levy Collected  
Tax Levy Cancelled, Abated or Adjusted .38

EXPENDITURES		REVENUES-REALIZED		1973 PROPERTY TAX	
GENERAL GOVERNMENT				STATE EQUALIZED TAX RATE	
Governing Body & Public Boards		1973 Property Taxes Collected		Local District School Taxes	870,535.00
Municipal Clerk		1973 Payments in Lieu of Taxes		Regional & Consolidated School Tax	804,959.17
Financial Administration	13,216.00	Delinquent Tax & Lien Collections		School Taxes in Municipal Budget	
Assessment of Taxes	7,724.00	Business Personalty Replacement Taxes		County Taxes	593,980.60
Collection of Taxes	7,590.00	Taxes from Public Utilities		County Library Taxes	
Planning, Housing & Development	7,311.00	Other Miscellaneous Tax Revenues		Local Municipal Purpose Taxes	366,887.89
Human Resources		State Aid Revenues		Veteran & Senior Citizen Taxes	51,220.00
Elections	1,565.00	Federal Aid Revenues		Total Taxes for Rate Computation	2,687,582.66
General Administration (other):	65,784.00	State and Local Fiscal Assistance Act Utilized		Special District Taxes	
JUDICIARY		Sale of Acquired Property		Bank Stock Taxes	1,598.54
Municipal Courts	7,200.00	Other Miscellaneous Revenues		Added and Omitted Taxes	14,264.25
PUBLIC SAFETY		Other Revenues, Revenue Sharing Tax Effort		Total Taxes Levied - ABSTRACT	2,652,225.45
Fire Protection	21,500.00	Prior Years Surplus Appropriated		Total Taxes Billed	2,655,187.17
Police Protection	189,780.00	REVENUES TOTAL		1973 TAXES COLLECTED	2,556,393.74
Civil Defense & Disaster Control	980.00	CAPITAL OUTLAY TOTAL		1973 Taxes Cancelled, Abated or Adjusted	10,069.14
Environmental Inspection & Control	7,800.00			Transfer to Tax Title Liens or Foreclosed	1,394.25
Other Public Safety				Balance Outstanding Dec. 31, 1973	87,330.04
PUBLIC WORKS				PRIOR YEARS TAXES OUTSTANDING	
Streets and Drainage	116,240.00			Balance January 1, 1973	75,801.30
Sewers and Sewage Processing				Collected in 1973	75,505.29
Garbage and Trash Disposal	90,900.00			Cancelled, Abated or Adjusted 1973	
Public Buildings and Grounds	10,776.00			Transfers to Tax Title Liens or Foreclosed	296.01
Other Public Works				Balance December 31, 1973	
HEALTH and WELFARE				TAX TITLE LIENS OUTSTANDING	
Health Services Except Environmental	7,160.00			Balance January 1, 1973	1,157.57
Welfare-Public Assistance	1,050.00			Transfers From Taxes	1,509.55
Hospitals, Clinics, First Aid	2,100.00			Redeemed in 1973	
Animal, Insect, & Rodent Control				Cancelled, Abated or Adjusted (1973)	
Other Welfare Services				Transfers to Foreclosed Property	
RECREATION and CONSERVATION				Balance December 31, 1973	2,667.12
Beaches and Boardwalks				PROPERTY ACQUIRED BY DEED OR FORECLOSURE	
Parks, Playgrounds, Shade Trees	12,750.00			Balance January 1, 1973	43,900.00
Land Reclamation & Conservation	6,300.00			Transfers From Taxes or Liens	
Other Recreational Services	8,120.00			Sale for Cash (1973)	
EDUCATION (excluding schools)				Cancelled, Abated or Adjusted (1973)	
Libraries	46,360.00			Balance December 31, 1973	43,900.00
Other Educational Services	1,350.00			CURRENT FINANCES DECEMBER 31, 1973	
STATUTORY EXPENDITURES				ASSETS	
Pensions & F. I. C. A.	31,855.53			Cash Dec. 31, 1973	331,039.99
Employee Fringe Benefits	10,300.00			Taxes Receivable	87,330.04
Other Statutory Expenditures				Tox Title Liens	2,667.12
MUNICIPAL FUNCTIONS	675,411.53			Foreclosed Property	43,900.00
CAPITAL IMPROVEMENTS	62,600.00			Emergencies & Other Deferred Charges	113,600.00
DEBT SERVICE				State Aid Receivable	30,494.83
Principal Payments	17,486.05			Other Receivables	29,384.72
Interest Payments	300.00			Total	638,416.70
DEFERRED CHARGES	20,869.89			LIABILITIES, RESERVES, AND SURPLUS	
SCHOOL, COUNTY, SPECIAL DISTRICT TAXES	2,269,474.77			Cash Liabilities	229,646.26
RESERVE FOR UNCOLLECTED TAXES	91,989.08			Reserves for Receivables	163,281.88
EMERGENCY EMPLOYMENT ACT OF 1971	10,056.00			Surplus Dec. 31, 1973	245,488.56
EXPENDITURES TOTAL	3,085,587.32			Total	638,416.70

0326

Population 1970 9,870  
 Population 1973 8,453  
 S & P Rating  
 Moody Rating

General Tax Rate Per \$100. 2.34  
 State Equalized Tax Rate 1.69

# NORTH HANOVER TOWNSHIP — BURLINGTON COUNTY

Form of Government:  
 Township Committee  
 Number of Members on Governing Body 5

PER CAPITA:			PER CENT:	
Gross Debt	31.59		Gross Debt	1.50
Net Debt	.71		Net Debt	.03
Debt Service			Tax Levy Collected	93.97
Total Tax Levy	42.14		Tax Levy Cancelled, Abated	
Municipal Expenditures	40.76		or Adjusted	.97

EXPENDITURES		REVENUES-REALIZED		1973 PROPERTY TAX	
GENERAL GOVERNMENT				STATE EQUALIZED TAX RATE	
Governing Body & Public Boards				Local District School Taxes	.14 27,970.00
Municipal Clerk				Regional & Consolidated School Tax	.89 184,291.53
Financial Administration	4,300.00	1973 Property Taxes Collected	335,381.93	School Taxes in Municipal Budget	
Assessment of Taxes	5,300.00	1973 Payments in Lieu of Taxes		County Taxes	.60 124,223.12
Collection of Taxes	3,596.50	Delinquent Tax & Lien Collections	25,263.80	County Library Taxes	.02 4,604.15
Planning, Housing & Development	6,600.00	Business Personalty Replacement Taxes	15,993.99	Local Municipal Purpose Taxes	
Human Resources		Taxes from Public Utilities	162,254.03	Veteran & Senior Citizen Taxes	.04 7,710.00
Elections		Other Miscellaneous Tax Revenues		Total Taxes for Rate Computation	1.69 348,798.80
General Administration (other)	41,942.00	State Aid Revenues	40,630.79	Special District Taxes	
JUDICIARY		Federal Aid Revenues		Bank Stock Taxes	266.09
Municipal Courts	10,800.00	State and Local Fiscal Assistance Act Utilized	54,143.25	Added and Omitted Taxes	14,739.30
PUBLIC SAFETY		Sale of Acquired Property		Total Taxes Levied - ABSTRACT	356,094.19
Fire Protection	3,900.00	Other Miscellaneous Revenues	30,876.36	Total Taxes Billed	356,890.54
Police Protection	23,000.00	Other Revenues, Revenue Sharing Tax Effort	79,832.12	1973 TAXES COLLECTED	335,381.93
Civil Defense & Disaster Control	800.00	Total	743,476.27	1973 Taxes Cancelled, Abated or Adjusted	3,463.30
Environmental Inspection & Control	3,100.00	Prior Years Surplus Appropriated	55,000.00	Transfer to Tax Title Liens or Foreclosed	
Other Public Safety		REVENUES TOTAL	793,476.27	Balance Outstanding Dec. 31, 1973	18,045.31
PUBLIC WORKS		CAPITAL OUTLAY TOTAL	9,782.75	PRIOR YEARS TAXES OUTSTANDING	
Streets and Drainage	103,082.58	Public Enterprises		Balance January 1, 1973	25,263.80
Sewers and Sewage Processing	200.00	Recreation—Culture		Collected in 1973	25,263.80
Garbage and Trash Disposal	13,500.00	Public Works	5,782.75	Cancelled, Abated or Adjusted 1973	
Public Buildings and Grounds	20,375.00	Buildings and Grounds	4,000.00	Transfers to Tax Title Liens or Foreclosed	
Other Public Works		Library and Education		Balance December 31, 1973	
HEALTH and WELFARE		Conservation		TAX TITLE LIENS OUTSTANDING	
Health Services Except Environmental	850.00	All Other		Balance January 1, 1973	
Welfare-Public Assistance	3,850.00	CAPITAL DEBT AUTHORIZED, DECEMBER 31, 1973		Transfers From Taxes	
Hospitals, Clinics, First Aid		ISSUED AND UNISSUED		Redeemed in 1973	
Animal, Insect, & Rodent Control	2,792.50	School	260,944	Cancelled, Abated or Adjusted (1973)	
Other Welfare Services		Self-liquidating		Transfers to Foreclosed Property	
RECREATION and CONSERVATION		Other	6,000	Balance December 31, 1973	
Beaches and Boardwalks		Total	266,944	PROPERTY ACQUIRED BY DEED OR	
Parks, Playgrounds, Shade Trees	4,425.00	ISSUED AND OUTSTANDING		FORECLOSURE	
Land Reclamation & Conservation		School	177,889.23	Balance January 1, 1973	
Other Recreational Services	200.00	Self-Liquidating		Transfers From Taxes or Liens	
EDUCATION (excluding schools)		Other	6,000.00	Sale for Cash (1973)	
Libraries	100.00	Total	183,889.23	Cancelled, Abated or Adjusted (1973)	
Other Educational Services	45,000.00	EQUALIZED VALUATION BASIS		Balance December 31, 1973	
STATUTORY EXPENDITURES		FOR NET DEBT COMPUTATION	17,843,729.67	CURRENT FINANCES DECEMBER 31, 1973	
Pensions & F. I. C. A.	3,528.00	REAL PROPERTY VALUATIONS		ASSETS	
Employee Fringe Benefits		Code Class # of Parcels % VAL'N		Cash Dec. 31, 1973	318,389.83
Other Statutory Expenditures		1 Vacant Land 160 6.23		Taxes Receivable	18,045.31
MUNICIPAL FUNCTIONS TOTAL	306,641.53	2 Residential 363 44.23		Tax Title Liens	
CAPITAL IMPROVEMENTS * MEMO *		3 Farm 207 23.60		Foreclosed Property	
DEBT SERVICE		4a Commercial 57 24.36		Emergencies & Other Deferred Charges	
Principal Payments		4b Industrial		State Aid Receivable	12,480.00
Interest Payments		4c Apartments 6 1.58		Other Receivables	1,894.88
DEFERRED CHARGES	1,258.00	Total 793	14,571,240.00	Total	350,810.02
SCHOOL, COUNTY, SPECIAL DISTRICT TAXES	341,088.80	Land Area 17.38 Sq. Miles		LIABILITIES, RESERVES, AND SURPLUS	
RESERVE FOR UNCOLLECTED TAXES	36,500.00	Net Valuation Taxable-Municipal	14,910,695.00	Cash Liabilities	122,908.24
EMERGENCY EMPLOYMENT ACT OF 1971		Net Valuation Taxable-County	19,804,109.00	Reserves for Receivables	19,540.19
EXPENDITURES TOTAL	685,488.38	State Equalized Valuation	20,496,102.00	Surplus Dec. 31, 1973	207,961.59
		State Equalization Ratio	72.29	Total	350,810.02

1814

Population 1970 21,890  
 Population 1973 22,310  
 S & P Rating  
 Moody Rating

General Tax Rate Per \$100.  
 11.11  
 State Equalized Tax Rate  
 3.33

**NORTH PLAINFIELD BOROUGH — SOMERSET COUNTY**  
**Form of Government:**  
**Borough Council**  
**Number of Members on Governing Body 6**

**PER CAPITA:**  
 Gross Debt 118.31  
 Net Debt 58.20  
 Debt Service 3.84  
 Total Tax Levy 284.08  
 Municipal Expenditures 127.46

**PER CENT:**  
 Gross Debt 1.49  
 Net Debt .73  
 Tax Levy Collected 97.81  
 Tax Levy Cancelled, Abated or Adjusted .05

EXPENDITURES		REVENUES-REALIZED		1973 PROPERTY TAX	
<b>GENERAL GOVERNMENT</b>				<b>STATE EQUALIZED TAX RATE</b>	
Governing Body & Public Boards		1973 Property Taxes Collected	6,198,867.47	Local District School Taxes 2.05	3,944,868.50
Municipal Clerk		1973 Payments in Lieu of Taxes	26,929.79	Regional & Consolidated School Tax	
Financial Administration	4,600.00	Delinquent Tax & Lien Collections	133,572.92	School Taxes in Municipal Budget	
Assessment of Taxes	14,944.85	Business Personalty Replacement Taxes	97,881.09	County Taxes .46	892,597.08
Collection of Taxes	32,795.56	Taxes from Public Utilities	286,467.19	County Library Taxes .02	42,173.18
Planning, Housing & Development	600.00	Other Miscellaneous Tax Revenues		Local Municipal Purpose Taxes .74	1,435,598.59
Human Resources	3,100.00	State Aid Revenues	85,588.90	Veteran & Senior Citizen Taxes .05	105,780.00
Elections		Federal Aid Revenues		Total Taxes for Rate Computation 3.32	6,421,017.35
General Administration (other)	247,694.38	State and Local Fiscal Assistance Act Utilized	134,400.00	Special District Taxes	
<b>JUDICIARY</b>		Sale of Acquired Property		Bank Stock Taxes	12,817.41
Municipal Courts	23,778.00	Other Miscellaneous Revenues	100,345.63	Added and Omitted Taxes	9,776.80
<b>PUBLIC SAFETY</b>		Other Revenues, Revenue Sharing Tax Effort	52,698.78	Total Taxes Levied - ABSTRACT	6,337,831.56
Fire Protection	410,340.00	Total	7,121,751.77	Total Taxes Billed	6,337,831.56
Police Protection	612,004.00	Prior Years Surplus Appropriated	153,164.00	<b>1973 TAXES COLLECTED</b>	6,198,867.47
Civil Defense & Disaster Control	2,261.00	<b>REVENUES TOTAL</b>	<b>7,284,915.77</b>	1973 Taxes Cancelled, Abated or Adjusted	3,149.63
Environmental Inspection & Control		<b>CAPITAL OUTLAY TOTAL</b>	<b>150,324.84</b>	Transfer to Tax Title Liens or Foreclosed	2,283.11
Other Public Safety				Balance Outstanding Dec. 31, 1973	133,531.35
<b>PUBLIC WORKS</b>				<b>PRIOR YEARS TAXES OUTSTANDING</b>	
Streets and Drainage	309,972.73	Public Enterprises		Balance January 1, 1973	135,087.00
Sewers and Sewage Processing	91,918.48	Recreation—Culture	1,120.70	Collected in 1973	135,087.00
Garbage and Trash Disposal		Public Works	125,364.42	Cancelled, Abated or Adjusted 1973	
Public Buildings and Grounds	28,310.00	Buildings and Grounds	5,712.80	Transfers to Tax Title Liens or Foreclosed	
Other Public Works		Library and Education	18,126.92	Balance December 31, 1973	
<b>HEALTH and WELFARE</b>		Conservation		<b>TAX TITLE LIENS OUTSTANDING</b>	
Health Services Except Environmental	28,447.00	All Other		Balance January 1, 1973	11,776.16
Welfare-Public Assistance	4,775.00	<b>CAPITAL DEBT AUTHORIZED, DECEMBER 31, 1973</b>		Transfers From Taxes	2,283.11
Hospitals, Clinics, First Aid	17,500.00	<b>ISSUED AND UNISSUED GROSS DEBT NET DEBT</b>		Redeemed in 1973	3,485.52
Animal, Insect, & Rodent Control		School 1,341,000		Cancelled, Abated or Adjusted (1973)	
Other Welfare Services		Self-liquidating		Transfers to Foreclosed Property	
<b>RECREATION and CONSERVATION</b>		Other 1,298,460	1,298,460	Balance December 31, 1973	10,573.35
Beaches and Boardwalks		Total 2,639,460	1,298,460	<b>PROPERTY ACQUIRED BY DEED OR FORECLOSURE</b>	
Parks, Playgrounds, Shade Trees	48,480.00	<b>ISSUED AND OUTSTANDING</b>		Balance January 1, 1973	10,066.66
Land Reclamation & Conservation	395,500.00	School	1,341,000.00	Transfers From Taxes or Liens	
Other Recreational Services		Self-Liquidating		Sale for Cash (1973)	
<b>EDUCATION (excluding schools)</b>		Other	1,089,000.00	Cancelled, Abated or Adjusted (1973)	
Libraries	59,800.00	Total	2,430,000.00	Balance December 31, 1973	10,066.66
Other Educational Services		<b>EQUALIZED VALUATION BASIS FOR NET DEBT COMPUTATION</b>	<b>176,974,188.67</b>	<b>CURRENT FINANCES DECEMBER 31, 1973</b>	
<b>STATUTORY EXPENDITURES</b>		<b>REAL PROPERTY VALUATIONS</b>		<b>ASSETS</b>	
Pensions & F. I. C. A.	157,032.00	Code Class # of Parcels % VAL'N	ASSESSED VALUATION	Cash Dec. 31, 1973	671,964.55
Employee Fringe Benefits	39,000.00	1 Vacant Land 161 .47	269,700.00	Taxes Receivable	133,531.35
Other Statutory Expenditures		2 Residential 4337 69.16	35,729,050.00	Tax Title Liens	10,573.35
<b>MUNICIPAL FUNCTIONS TOTAL</b>	<b>2,532,853.00</b>	3 Farm		Foreclosed Property	10,066.66
<b>CAPITAL IMPROVEMENTS MEMO*</b>		4a Commercial 218 12.52	7,193,450.00	Emergencies & Other Deferred Charges	411,307.13
<b>DEBT SERVICE</b>		4b Industrial 5 .40	232,250.00	State Aid Receivable	5,018.84
Principal Payments	20,000.00	4c Apartments 27 17.44	10,015,800.00	Other Receivables	3,947.39
Interest Payments	65,725.00	Total 4748	57,441,250.00	Total	1,246,409.27
<b>DEFERRED CHARGES</b>		Land Area 2.70 Sq. Miles		<b>LIABILITIES, RESERVES, AND SURPLUS</b>	
SCHOOL, COUNTY, SPECIAL DISTRICT TAXES	38,164.00	Net Valuation Taxable-Municipal	57,836,383.00	Cash Liabilities	793,094.59
RESERVE FOR UNCOLLECTED TAXES	4,879,638.76	Net Valuation Taxable-County	181,999,420.00	Reserves for Receivables	158,118.75
EMERGENCY EMPLOYMENT ACT OF 1971	187,000.00	State Equalized Valuation	191,802,164.00	Surplus Dec. 31, 1973	255,195.93
<b>EXPENDITURES TOTAL</b>	<b>7,723,381.76</b>	State Equalization Ratio	30.01	Total	1,246,409.27

0507

Population 1970 3,920  
 Population 1973 4,295  
 S & P Rating BBB  
 Moody Rating

General Tax Rate Per \$100. 3.05  
 State Equalized Tax Rate 2.07

**NORTH WILDWOOD CITY — CAPE MAY CO.**  
**Form of Government:**  
 City Charter Act (P.L. 1899, c.52)  
**Number of Members on Governing Body 7**

**PER CAPITA:**  
 Gross Debt 424.84  
 Net Debt 414.13  
 Debt Service 44.88  
 Total Tax Levy 596.11  
 Municipal Expenditures 534.35

**PER CENT:**  
 Gross Debt 1.71  
 Net Debt 1.66  
 Tax Levy Collected 89.17  
 Tax Levy Cancelled, Abated or Adjusted .44

EXPENDITURES		REVENUES-REALIZED		1973 PROPERTY TAX	
<b>GENERAL GOVERNMENT</b>				<b>STATE EQUALIZED TAX RATE — .85</b>	
Governing Body & Public Boards		1973 Property Taxes Collected	2,341,619.54	Local District School Taxes	806,445.00
Municipal Clerk		1973 Payments in Lieu of Taxes		Regional & Consolidated School Tax	
Financial Administration	37,572.00	Delinquent Tax & Lien Collections	187,164.61	School Taxes in Municipal Budget	.02 22,576.00
Assessment of Taxes	9,885.00	Business Personalty Replacement Taxes	81,094.33	County Taxes	.46 567,094.55
Collection of Taxes	39,371.00	Taxes from Public Utilities	122,235.66	County Library Taxes	.02 28,179.98
Planning, Housing & Development	5,250.00	Other Miscellaneous Tax Revenues		Local Municipal Purpose Taxes	.89 1,106,017.86
Human Resources		State Aid Revenues	41,241.45	Veteran & Senior Citizen Taxes	.04 45,420.00
Elections	800.00	Federal Aid Revenues		Total Taxes for Rate Computation	2.08 2,575,733.39
General Administration (other)	213,816.00	State and Local Fiscal Assistance Act Utilized	85,325.00	Special District Taxes	
<b>JUDICIARY</b>		Sale of Acquired Property	166,045.00	Bank Stock Taxes	2,492.57
Municipal Courts	21,209.00	Other Miscellaneous Revenues	182,639.98	Added and Omitted Taxes	27,465.65
<b>PUBLIC SAFETY</b>		Other Revenues, Revenue Sharing Tax Effort	120,575.77	Total Taxes Levied - ABSTRACT	2,560,271.61
Fire Protection	115,470.00	Total	3,327,941.34	Total Taxes Billed	2,626,006.17
Police Protection	348,000.00	Prior Years Surplus Appropriated	624,176.30	1973 TAXES COLLECTED	2,341,619.54
Civil Defense & Disaster Control	17,100.00	REVENUES TOTAL	3,952,117.64	1973 Taxes Cancelled, Abated or Adjusted	11,578.59
Environmental Inspection & Control	30,909.00	CAPITAL OUTLAY TOTAL	413,508.62	Transfer to Tax Title Liens or Foreclosed	2,058.30
Other Public Safety				Balance Outstanding Dec. 31, 1973	270,749.74
<b>PUBLIC WORKS</b>				<b>PRIOR YEARS TAXES OUTSTANDING</b>	
Streets and Drainage	358,826.00	Public Enterprises		Balance January 1, 1973	185,591.93
Sewers and Sewage Processing	118,274.00	Recreation—Culture		Collected in 1973	185,470.89
Garbage and Trash Disposal	110,000.00	Public Works	412,050.22	Cancelled, Abated or Adjusted 1973	
Public Buildings and Grounds	55,481.00	Buildings and Grounds	1,458.40	Transfers to Tax Title Liens or Foreclosed	
Other Public Works	2,900.00	Library and Education		Balance December 31, 1973	121.04
<b>HEALTH and WELFARE</b>		Conservation		<b>TAX TITLE LIENS OUTSTANDING</b>	
Health Services Except Environmental	10,936.00	All Other		Balance January 1, 1973	7,162.50
Welfare-Public Assistance	500.00	CAPITAL DEBT AUTHORIZED, DECEMBER 31, 1973		Transfers From Taxes	2,058.30
Hospitals, Clinics, First Aid		ISSUED AND UNISSUED GROSS DEBT		Redeemed in 1973	1,693.72
Animal, Insect, & Rodent Control	2,273.00	School	46,000	Cancelled, Abated or Adjusted (1973)	
Other Welfare Services		Self-liquidating		Transfers to Foreclosed Property	
<b>RECREATION and CONSERVATION</b>		Other	1,778,703	Balance December 31, 1973	7,527.08
Beaches and Boardwalks	93,500.00	Total	1,824,703	<b>PROPERTY ACQUIRED BY DEED OR FORECLOSURE</b>	
Parks, Playgrounds, Shade Trees		ISSUED AND OUTSTANDING		Balance January 1, 1973	225,707.00
Land Reclamation & Conservation		School	46,000.00	Transfers From Taxes or Liens	
Other Recreational Services	31,452.00	Self-Liquidating		Sale for Cash (1973)	166,045.00
<b>EDUCATION (excluding schools)</b>		Other	1,503,500.00	Cancelled, Abated or Adjusted (1973)	
Libraries		Total	1,549,500.00	Balance December 31, 1973	59,662.00
Other Educational Services		EQUALIZED VALUATION BASIS		<b>CURRENT FINANCES DECEMBER 31, 1973</b>	
<b>STATUTORY EXPENDITURES</b>		FOR NET DEBT COMPUTATION	106,870,259.00	ASSETS	
Pensions & F. I. C. A.	96,000.00	REAL PROPERTY VALUATIONS		Cash Dec. 31, 1973	1,135,831.62
Employee Fringe Benefits	35,000.00	Code Class # of Parcels % VAL'N		Taxes Receivable	270,870.78
Other Statutory Expenditures		1 Vacant Land 374 4.07	3,426,250.00	Tax Title Liens	7,527.08
<b>MUNICIPAL FUNCTIONS</b>		2 Residential 2896 56.31	47,357,150.00	Foreclosed Property	59,662.00
<b>CAPITAL IMPROVEMENTS</b>		3 Farm		Emergencies & Other Deferred Charges	49,596.02
<b>DEBT SERVICE</b>		4a Commercial 223 16.67	14,024,350.00	State Aid Receivable	31,238.16
Principal Payments	120,000.00	4b Industrial 3 .33	281,300.00	Other Receivables	
Interest Payments	72,768.50	4c Apartments 315 22.61	19,019,050.00	Total	1,554,725.66
<b>TYPE I SCHL DEBT *MEMO</b>		Total 3811	84,138,100.00	<b>LIABILITIES, RESERVES, AND SURPLUS</b>	
DEFERRED CHARGES	108,087.16	Land Area 1.70 Sq. Miles		Cash Liabilities	600,541.84
SCHOOL, COUNTY, SPECIAL DISTRICT TAXES	1,424,295.53	Net Valuation Taxable-Municipal	84,439,537.00	Reserves for Receivables	338,059.86
RESERVE FOR UNCOLLECTED TAXES	239,637.52	Net Valuation Taxable-County	113,114,577.00	Surplus Dec. 31, 1973	616,123.96
EMERGENCY EMPLOYMENT ACT OF 1971		State Equalized Valuation	124,165,506.00	Total	1,554,725.66
<b>EXPENDITURES</b>		State Equalization Ratio	67.92		
<b>TOTAL</b>	<b>3,719,312.71</b>				

0118

Population 1970 8,900  
 Population 1973 9,145  
 S & P Rating  
 Moody Rating BAA

General Tax Rate Per \$100. 4.22  
 State Equalized Tax Rate 3.78

NORTHFIELD CITY — ATLANTIC COUNTY  
 Form of Government:  
 City Charter Act (P.L. 1897 c.30)  
 Number of Members on Governing Body 7

PER CAPITA: 1,486.37  
 Gross Debt 716.89  
 Net Debt 12.90  
 Debt Service 295.71  
 Total Tax Levy 121.23  
 Municipal Expenditures

PER CENT: 21.16  
 Gross Debt 10.20  
 Net Debt 97.50  
 Tax Levy Collected  
 Tax Levy Cancelled, Abated or Adjusted

EXPENDITURES		REVENUES-REALIZED		1973 PROPERTY TAX	
GENERAL GOVERNMENT				STATE EQUALIZED TAX RATE 1.18	
Governing Body & Public Boards		1973 Property Taxes Collected	2,636,571.46	Local District School Taxes	852,791.10
Municipal Clerk		1973 Payments in Lieu of Taxes		Regional & Consolidated School Tax	635,504.32
Financial Administration	12,143.01	Delinquent Tax & Lien Collections	72,360.88	School Taxes in Municipal Budget	39,976.51
Assessment of Taxes	13,610.00	Business Personalty Replacement Taxes	56,513.38	County Taxes	557,102.42
Collection of Taxes	23,974.46	Taxes from Public Utilities	134,862.71	County Library Taxes	10,785.15
Planning, Housing & Development	1,647.54	Other Miscellaneous Tax Revenues		Local Municipal Purpose Taxes	562,541.31
Human Resources		State Aid Revenues	80,679.97	Veteran & Senior Citizen Taxes	65,920.00
Elections	1,500.00	Federal Aid Revenues	14,395.83	Total Taxes for Rate Computation	2,724,620.81
General Administration (other)	75,263.02	State and Local Fiscal Assistance Act Utilized	57,602.00	Special District Taxes	
JUDICIARY		Sale of Acquired Property	4,550.00	Bank Stock Taxes	4,674.33
Municipal Courts	13,852.50	Other Miscellaneous Revenues	66,224.16	Added and Omitted Taxes	40,857.70
PUBLIC SAFETY		Other Revenues, Revenue Sharing Tax Effort	42,661.84	Total Taxes Levied - ABSTRACT	2,704,232.84
Fire Protection	111,200.00	Total	3,166,422.23	Total Taxes Billed	2,704,232.84
Police Protection	253,350.00	Prior Years Surplus Appropriated	160,000.00	1973 TAXES COLLECTED	2,636,571.46
Civil Defense & Disaster Control	900.00	REVENUES TOTAL	3,326,422.23	1973 Taxes Cancelled, Abated or Adjusted	
Environmental Inspection & Control	8,000.00	CAPITAL OUTLAY TOTAL	1,942,874.15	Transfer to Tax Title Liens or Foreclosed	
Other Public Safety				Balance Outstanding Dec. 31, 1973	67,661.38
PUBLIC WORKS				PRIOR YEARS TAXES OUTSTANDING	
Streets and Drainage	204,366.53	Public Enterprises		Balance January 1, 1973	73,879.33
Sewers and Sewage Processing		Recreation—Culture		Collected in 1973	72,360.88
Garbage and Trash Disposal	10,000.00	Public Works	1,940,433.77	Cancelled, Abated or Adjusted 1973	
Public Buildings and Grounds	34,299.00	Buildings and Grounds	2,440.38	Transfers to Tax Title Liens or Foreclosed	
Other Public Works		Library and Education		Balance December 31, 1973	1,518.45
HEALTH and WELFARE		Conservation		TAX TITLE LIENS OUTSTANDING	
Health Services Except Environmental	2,550.00	All Other		Balance January 1, 1973	719.62
Welfare-Public Assistance	1,400.00	CAPITAL DEBT AUTHORIZED, DECEMBER 31, 1973		Transfers From Taxes	
Hospitals, Clinics, First Aid	1,000.00	ISSUED AND UNISSUED GROSS DEBT NET DEBT		Redeemed in 1973	
Animal, Insect, & Rodent Control	100.00	School 1,196,895		Cancelled, Abated or Adjusted (1973)	
Other Welfare Services		Self-liquidating 12,396,000	6,556,000	Transfers to Foreclosed Property	
RECREATION and CONSERVATION		Other 13,592,895	6,556,000	Balance December 31, 1973	719.62
Beaches and Boardwalks		ISSUED AND OUTSTANDING		PROPERTY ACQUIRED BY DEED OR	
Parks, Playgrounds, Shade Trees	14,652.50	School 1,196,895.94		FORECLOSURE	
Land Reclamation & Conservation	250.00	Self-Liquidating 6,016,000.00		Balance January 1, 1973	24,678.50
Other Recreational Services	4,700.00	Other 7,212,895.94		Transfers From Taxes or Liens	
EDUCATION (excluding schools)		Total 7,212,895.94		Sale for Cash (1973)	4,550.00
Libraries	8,103.95	EQUALIZED VALUATION BASIS		Cancelled, Abated or Adjusted (1973)	
Other Educational Services		FOR NET DEBT COMPUTATION	64,249,483.33	Balance December 31, 1973	20,128.50
STATUTORY EXPENDITURES		REAL PROPERTY VALUATIONS		CURRENT FINANCES DECEMBER 31, 1973	
Pensions & F. I. C. A.	46,562.15	Code Class # of Parcels % VAL'N ASSESSED VALUATION		ASSETS	
Employee Fringe Benefits	19,500.00	1 Vacant Land 398 4.40 2,825,400.00		Cash Dec. 31, 1973	388,996.04
Other Statutory Expenditures		2 Residential 2415 73.37 47,126,650.00		Taxes Receivable	69,179.83
MUNICIPAL FUNCTIONS TOTAL	863,324.70	3 Farm 9 .03 16,000.00		Tax Title Liens	719.62
CAPITAL IMPROVEMENTS *MEMO*	145,777.78	4a Commercial 135 22.05 14,161,000.00		Foreclosed Property	20,128.50
DEBT SERVICE		4b Industrial 1 .09 54,800.00		Emergencies & Other Deferred Charges	9,680.00
Principal Payments	67,000.00	4c Apartments 2 .07 44,000.00		State Aid Receivable	12,000.00
Interest Payments	50,561.00	Total 2960 64,227,850.00		Other Receivables	
TYPE I SCHL DEBT *MEMO	76,796.00	Land Area 3.50 Sq. Miles		Total	500,703.99
DEFERRED CHARGES	2,251.07	Net Valuation Taxable-Municipal	64,661,800.00	LIABILITIES, RESERVES, AND SURPLUS	
SCHOOL, COUNTY, SPECIAL DISTRICT TAXES	2,096,159.50	Net Valuation Taxable-County	67,496,828.00	Cash Liabilities	143,147.81
RESERVE FOR UNCOLLECTED TAXES	109,900.35	State Equalized Valuation	71,997,158.00	Reserves for Receivables	90,027.95
EMERGENCY EMPLOYMENT ACT OF 1971	15,233.55	State Equalization Ratio	89.75	Surplus Dec. 31, 1973	267,528.23
EXPENDITURES TOTAL	3,204,830.17			Total	500,703.99

1971/3000

\* ABOVE DEBT SERVICE INCLUDES TYPE I SCHOOL DEBT

0240

Population 1970 5,185  
 Population 1973 5,340  
 S & P Rating BBB  
 Moody Rating BAA

General Tax Rate Per \$100. 4.42  
 State Equalized Tax Rate 2.84

## NORTHVALE BOROUGH — BERGEN COUNTY

Form of Government:

Borough Council

Number of Members on Governing Body 6

PER CAPITA:

Gross Debt 1,068.08  
 Gross Debt 621.95  
 Net Debt 69.68  
 Debt Service 486.64  
 Total Tax Levy 199.02  
 Municipal Expenditures

PER CENT:

Gross Debt 7.25  
 Gross Debt 4.22  
 Net Debt 97.29  
 Tax Levy Collected  
 Tax Levy Cancelled, Abated or Adjusted .26

EXPENDITURES		REVENUES-REALIZED		1973 PROPERTY TAX	
GENERAL GOVERNMENT		1973 Property Taxes Collected		STATE EQUALIZED TAX RATE 1.02	
Governing Body & Public Boards		1973 Payments in Lieu of Taxes	2,532,317.43	Local District School Taxes	530,000.00
Municipal Clerk	5,010.00	Delinquent Tax & Lien Collections	8,081.06	Regional & Consolidated School Tax	850,875.25
Financial Administration	3,232.00	Business Personalty Replacement Taxes	55,465.04	School Taxes in Municipal Budget	
Assessment of Taxes	3,743.00	Taxes from Public Utilities	139,831.38	County Taxes	322,722.27
Collection of Taxes	6,725.00	Other Miscellaneous Tax Revenues	107,365.73	County Library Taxes	
Planning, Housing & Development	2,115.00	State Aid Revenues	19,377.57	Local Municipal Purpose Taxes	451,213.65
Human Resources	600.00	Federal Aid Revenues	50,600.00	Veteran & Senior Citizen Taxes	27,440.00
Elections	76,512.00	State and Local Fiscal Assistance Act Utilized		Total Taxes for Rate Computation	2,582,251.17
General Administration (other)	6,735.00	Sale of Acquired Property	185,141.54	Special District Taxes	
JUDICIARY		Other Miscellaneous Revenues	27,997.72	Bank Stock Taxes	2,518.34
Municipal Courts	42,043.00	Other Revenues, Revenue Sharing Tax Effort	3,126,177.49	Added and Omitted Taxes	41,326.27
PUBLIC SAFETY		Total	3,258,777.49	Total Taxes Levied - ABSTRACT	2,598,655.78
Fire Protection	165,300.75	Prior Years Surplus Appropriated	132,600.00	Total Taxes Billed	2,602,839.92
Police Protection	3,635.00	REVENUES TOTAL	69,872.43	1973 TAXES COLLECTED	2,532,317.40
Civil Defense & Disaster Control		CAPITAL OUTLAY TOTAL		1973 Taxes Cancelled, Abated or Adjusted	6,705.48
Environmental Inspection & Control		Public Enterprises	15,866.50	Transfer to Tax Title Liens or Foreclosed	4,050.91
Other Public Safety		Recreation—Culture	50,149.49	Balance Outstanding Dec. 31, 1973	59,766.13
PUBLIC WORKS		Public Works	3,856.44	PRIOR YEARS TAXES OUTSTANDING	
Streets and Drainage	86,732.87	Buildings and Grounds		Balance January 1, 1973	39,162.08
Sewers and Sewage Processing	110,275.00	Library and Education		Collected in 1973	38,536.35
Garbage and Trash Disposal	18,042.00	Conservation		Cancelled, Abated or Adjusted 1973	
Public Buildings and Grounds		All Other		Transfers to Tax Title Liens or Foreclosed	525.30
Other Public Works		CAPITAL DEBT AUTHORIZED, DECEMBER 31, 1973		Balance December 31, 1973	100.43
HEALTH and WELFARE		ISSUED AND UNISSUED GROSS DEBT NET DEBT		TAX TITLE LIENS OUTSTANDING	
Health Services Except Environmental	17,159.00	School 1,764,883		Balance January 1, 1973	26,701.84
Welfare-Public Assistance	450.00	Self-liquidating 3,938,651	3,321,198	Transfers From Taxes	4,640.86
Hospitals, Clinics, First Aid		Other 5,703,535	3,321,198	Redeemed in 1973	16,928.69
Animal, Insect, & Rodent Control		ISSUED AND OUTSTANDING		Cancelled, Abated or Adjusted (1973)	3,826.40
Other Welfare Services		School 1,764,883.81		Transfers to Foreclosed Property	
RECREATION and CONSERVATION		Self-Liquidating 3,891,847.76		Balance December 31, 1973	10,587.61
Beaches and Boardwalks	5,635.00	Other 5,656,731.57		PROPERTY ACQUIRED BY DEED OR FORECLOSURE	
Parks, Playgrounds, Shade Trees	19,575.00	EQUALIZED VALUATION BASIS		Balance January 1, 1973	1,135.00
Land Reclamation & Conservation		FOR NET DEBT COMPUTATION	78,661,290.00	Transfers From Taxes or Liens	
Other Recreational Services		REAL PROPERTY VALUATIONS		Sale for Cash (1973)	
EDUCATION (excluding schools)		Code Class # of Parcels % VAL'N ASSESSED VALUATION		Cancelled, Abated or Adjusted (1973)	
Libraries	16,500.00	1 Vacant Land 191 3.71 2,160,800.00		Balance December 31, 1973	1,135.00
Other Educational Services		2 Residential 1243 54.48 31,743,500.00		CURRENT FINANCES DECEMBER 31, 1973	
STATUTORY EXPENDITURES		3 Farm 40 7.13 4,156,500.00		ASSETS	
Pensions & F. I. C. A.	28,064.34	4b Industrial 46 34.68 20,209,500.00		Cash Dec. 31, 1973	146,573.45
Employee Fringe Benefits	6,000.00	4c Apartments		Taxes Receivable	59,866.56
Other Statutory Expenditures		Total 1537 58,270,300.00		Tax Title Liens	10,587.61
MUNICIPAL FUNCTIONS TOTAL	624,783.96	Land Area 1.30 Sq. Miles		Foreclosed Property	1,135.00
CAPITAL IMPROVEMENTS *MEMO*	24,000.00	Net Valuation Taxable-Municipal	58,516,636.00	Emergencies & Other Deferred Charges	1,180.00
DEBT SERVICE		Net Valuation Taxable-County	84,593,536.00	State Aid Receivable	6,585.00
Principal Payments	155,000.00	State Equalized Valuation	90,645,687.00	Other Receivables	66,076.77
Interest Payments	217,113.00	State Equalization Ratio	64.46	Total	292,004.39
DEFERRED CHARGES	6,300.00			LIABILITIES, RESERVES, AND SURPLUS	
SCHOOL, COUNTY, SPECIAL DISTRICT TAXES	2,103,597.52			Cash Liabilities	39,741.94
RESERVE FOR UNCOLLECTED TAXES	59,561.57			Reserves for Receivables	137,665.94
EMERGENCY EMPLOYMENT ACT OF 1971				Surplus Dec. 31, 1973	114,596.51
EXPENDITURES TOTAL	3,166,355.03			Total	292,004.39

0241

Population 1970 4,435  
 Population 1973 4,485  
 S & P Rating  
 Moody Rating

General Tax Rate Per \$100. 4.42  
 State Equalized Tax Rate 2.78

## NORWOOD BOROUGH — BERGEN COUNTY

Form of Government:

Borough Council

Number of Members on Governing Body 6

PER CAPITA: 1,208.51  
 Gross Debt 920.42  
 Net Debt 9.81  
 Debt Service 453.95  
 Total Tax Levy 150.49  
 Municipal Expenditures

PER CENT: 8.42  
 Gross Debt 6.41  
 Net Debt 94.77  
 Tax Levy Collected  
 Tax Levy Cancelled, Abated or Adjusted 16

EXPENDITURES		REVENUES-REALIZED		1973 PROPERTY TAX	
GENERAL GOVERNMENT				STATE EQUALIZED TAX RATE 1.10	
Governing Body & Public Boards		1973 Property Taxes Collected 1,930,477.62		Local District School Taxes	795,510.75
Municipal Clerk		1973 Payments in Lieu of Taxes 6,003.31		Regional & Consolidated School Tax .94	678,310.12
Financial Administration	2,600.00	Delinquent Tax & Lien Collections 102,200.17		School Taxes in Municipal Budget	
Assessment of Taxes	9,700.00	Business Personalty Replacement Taxes 32,748.05		County Taxes .36	257,264.70
Collection of Taxes	11,000.00	Taxes from Public Utilities 149,439.78		County Library Taxes	
Planning, Housing & Development	7,500.00	Other Miscellaneous Tax Revenues		Local Municipal Purpose Taxes .35	253,859.64
Human Resources	200.00	State Aid Revenues 17,956.94		Veteran & Senior Citizen Taxes .04	26,180.00
Elections		Federal Aid Revenues		Total Taxes for Rate Computation 2.79	2,011,125.21
General Administration (other)	56,375.00	State and Local Fiscal Assistance Act Utilized 45,928.75		Special District Taxes	
JUDICIARY		Sole of Acquired Property 2,090.00		Bank Stock Taxes	2,449.61
Municipal Courts	6,650.00	Other Miscellaneous Revenues 26,697.63		Added and Omitted Taxes	48,566.52
PUBLIC SAFETY		Other Revenues, Revenue Sharing Tax Effort 22,924.89		Total Taxes Levied - ABSTRACT	2,035,961.34
Fire Protection	23,750.00	Total 2,336,467.14		Total Taxes Billed	2,037,030.55
Police Protection	178,397.00	Prior Years Surplus Appropriated 175,000.00		1973 TAXES COLLECTED	1,930,477.62
Civil Defense & Disaster Control	25.00	TOTAL 2,511,467.14		1973 Taxes Cancelled, Abated or Adjusted	3,350.49
Environmental Inspection & Control	2,350.00	CAPITAL OUTLAY TOTAL 203,017.59		Transfer to Tax Title Liens or Foreclosed	15,923.61
Other Public Safety				Balance Outstanding Dec. 31, 1973	87,278.83
PUBLIC WORKS				PRIOR YEARS TAXES OUTSTANDING	
Streets and Drainage	86,150.00	Public Enterprises		Balance January 1, 1973	110,966.89
Sewers and Sewage Processing		Recreation—Culture		Collected in 1973	102,200.17
Garbage and Trash Disposal		Public Works		Cancelled, Abated or Adjusted 1973	835.45
Public Buildings and Grounds	11,000.00	Buildings and Grounds		Transfers to Tax Title Liens or Foreclosed	7,657.36
Other Public Works	1,250.00	Library and Education		Balance December 31, 1973	273.91
HEALTH and WELFARE		Conservation		TAX TITLE LIENS OUTSTANDING	
Health Services Except Environmental	11,660.00	All Other		Balance January 1, 1973	24,339.96
Welfare-Public Assistance	1,075.00	CAPITAL DEBT AUTHORIZED, DECEMBER 31, 1973		Transfers From Taxes	24,644.74
Hospitals, Clinics, First Aid		ISSUED AND UNISSUED GROSS DEBT NET DEBT		Redeemed in 1973	
Animal, Insect, & Rodent Control		School 1,292,072		Cancelled, Abated or Adjusted (1973)	
Other Welfare Services		Self-liquidating 4,128,079		Transfers to Foreclosed Property	4,664.77
RECREATION and CONSERVATION		Other 4,128,079		Balance December 31, 1973	44,319.93
Beaches and Boardwalks		Total 5,420,152		PROPERTY ACQUIRED BY DEED OR FORECLOSURE	
Parks, Playgrounds, Shade Trees		ISSUED AND OUTSTANDING		Balance January 1, 1973	166,673.44
Land Reclamation & Conservation		School 1,292,072.22		Transfers From Taxes or Liens	4,674.22
Other Recreational Services	14,770.00	Self-liquidating 3,182,800.00		Sale for Cash (1973)	2,090.00
EDUCATION (excluding schools)		Other 4,474,872.22		Cancelled, Abated or Adjusted (1973)	
Libraries	8,100.00	Total 4,474,872.22		Balance December 31, 1973	169,257.66
Other Educational Services		EQUALIZED VALUATION BASIS		CURRENT FINANCES DECEMBER 31, 1973	
STATUTORY EXPENDITURES		FOR NET DEBT COMPUTATION		ASSETS	
Pensions & F. I. C. A.	27,303.00	REAL PROPERTY VALUATIONS		Cash Dec. 31, 1973	612,540.66
Employee Fringe Benefits	9,500.00	Code Class # of Parcels % VAL'N ASSESSED VALUATION		Taxes Receivable	87,552.74
Other Statutory Expenditures		1 Vacant Land 364 5.80 2,623,065.00		Tax Title Liens	44,319.93
MUNICIPAL FUNCTIONS	TOTAL 469,355.00	2 Residential 1108 73.05 33,035,520.00		Foreclosed Property	169,257.66
CAPITAL IMPROVEMENTS	* MEMO* 105,178.75	3 Farm 2 .20 90,420.00		Emergencies & Other Deferred Charges	11,000.00
DEBT SERVICE		4a Commercial 51 4.48 2,026,550.00		State Aid Receivable	10,491.00
Principal Payments	43,000.00	4b Industrial 32 16.47 7,445,880.00		Other Receivables	277.37
Interest Payments	1,000.00	4c Apartments		Total	935,439.36
DEFERRED CHARGES	1,855.64	Total 1557 45,221,435.00		LIABILITIES, RESERVES, AND SURPLUS	
SCHOOL, COUNTY, SPECIAL DISTRICT TAXES	1,731,085.57	Land Area 2.90 Sq. Miles		Cash Liabilities	105,703.99
RESERVE FOR UNCOLLECTED TAXES	159,741.55	Net Valuation Taxable-Municipal		Reserves for Receivables	301,222.45
EMERGENCY EMPLOYMENT ACT OF 1971		Net Valuation Taxable-County		Surplus Dec. 31, 1973	528,512.92
EXPENDITURES	TOTAL 2,406,037.76	State Equalized Valuation		Total	935,439.36
		State Equalization Ratio 63.02			

0716

Population 1970 32,010  
 Population 1973 32,410  
 S & P Rating  
 Moody Rating

General Tax Rate Per \$100. 4.98  
 State Equalized Tax Rate 3.62

NUTLEY TOWN — ESSEX COUNTY  
 Form of Government:  
 Commission (1911)  
 Number of Members on Governing Body 5

PER CAPITA: 108.17  
 Gross Debt 17.60  
 Net Debt 3.64  
 Debt Service 411.64  
 Total Tax Levy 166.28  
 Municipal Expenditures

PER CENT: 1.05  
 Gross Debt .17  
 Net Debt 98.66  
 Tax Levy Collected  
 Tax Levy Cancelled, Abated or Adjusted .10

EXPENDITURES		REVENUES-REALIZED		1973 PROPERTY TAX	
<b>GENERAL GOVERNMENT</b>				<b>STATE EQUALIZED TAX RATE</b> 1.53	
Governing Body & Public Boards	11,410.00	1973 Property Taxes Collected	13,187,313.57	Local District School Taxes	5,713,652.63
Municipal Clerk	35,600.00	1973 Payments in Lieu of Taxes		Regional & Consolidated School Tax	
Financial Administration	74,000.00	Delinquent Tax & Lien Collections	306,939.12	School Taxes in Municipal Budget	
Assessment of Taxes	35,000.00	Business Personalty Replacement Taxes	421,326.93	County Taxes	4,537,859.43
Collection of Taxes	39,200.00	Taxes from Public Utilities	497,112.30	County Library Taxes	
Planning, Housing & Development	19,750.00	Other Miscellaneous Tax Revenues		Local Municipal Purpose Taxes	3,026,871.63
Human Resources	11,500.00	State Aid Revenues	135,781.58	Veteran & Senior Citizen Taxes	178,850.00
Elections		Federal Aid Revenues	22,283.74	Total Taxes for Rate Computation	13,457,233.69
General Administration (other)	285,056.15	State and Local Fiscal Assistance Act Utilized	237,302.00	Special District Taxes	
<b>JUDICIARY</b>		Sale of Acquired Property	1,300.00	Bank Stock Taxes	16,826.35
Municipal Courts	19,725.00	Other Miscellaneous Revenues	393,896.33	Added and Omitted Taxes	46,169.58
<b>PUBLIC SAFETY</b>		Other Revenues, Revenue Sharing Tax Effort	59,431.36	Total Taxes Levied - ABSTRACT	13,341,379.62
Fire Protection	480,780.14	Total	15,272,686.93	Total Taxes Billed	13,366,269.35
Police Protection	1,067,322.92	Prior Years Surplus Appropriated	625,000.00	1973 TAXES COLLECTED	13,187,313.57
Civil Defense & Disaster Control	16,775.00	REVENUES TOTAL	15,897,686.93	1973 Taxes Cancelled, Abated or Adjusted	13,244.96
Environmental Inspection & Control	36,807.38	<b>CAPITAL OUTLAY</b> TOTAL	367,572.72	Transfer to Tax Title Liens or Foreclosed	5,487.76
Other Public Safety	6,980.00			Balance Outstanding Dec. 31, 1973	160,223.06
<b>PUBLIC WORKS</b>		Public Enterprises		<b>PRIOR YEARS TAXES OUTSTANDING</b>	
Streets and Drainage	360,882.32	Recreation—Culture		Balance January 1, 1973	308,754.95
Sewers and Sewage Processing	329,384.77	Public Works	246,354.49	Collected in 1973	296,751.99
Garbage and Trash Disposal	409,008.00	Buildings and Grounds	121,218.23	Cancelled, Abated or Adjusted 1973	
Public Buildings and Grounds	83,800.00	Library and Education		Transfers to Tax Title Liens or Foreclosed	304.76
Other Public Works		Conservation		Balance December 31, 1973	11,698.20
<b>HEALTH and WELFARE</b>		All Other		<b>TAX TITLE LIENS OUTSTANDING</b>	
Health Services Except Environmental	180,959.29	<b>CAPITAL DEBT AUTHORIZED, DECEMBER 31, 1973</b>		Balance January 1, 1973	16,801.73
Welfare-Public Assistance	22,068.75	ISSUED AND UNISSUED		Transfers From Taxes	5,833.81
Hospitals, Clinics, First Aid		SCHOOL	2,935,000	Redeemed in 1973	10,187.13
Animal, Insect, & Rodent Control	2,000.00	Self-liquidating		Cancelled, Abated or Adjusted (1973)	
Other Welfare Services		Other	570,653	Transfers to Foreclosed Property	
<b>RECREATION and CONSERVATION</b>		Total	3,505,653	Balance December 31, 1973	12,448.41
Beaches and Boardwalks		<b>ISSUED AND OUTSTANDING</b>		<b>PROPERTY ACQUIRED BY DEED OR FORECLOSURE</b>	
Parks, Playgrounds, Shade Trees	282,500.00	SCHOOL	2,935,000.00	Balance January 1, 1973	35,941.00
Land Reclamation & Conservation	20,400.00	Self-liquidating		Transfers From Taxes or Liens	
Other Recreational Services	81,795.25	Other	191,802.04	Sale for Cash (1973)	
<b>EDUCATION (excluding schools)</b>		Total	3,126,802.04	Cancelled, Abated or Adjusted (1973)	1,800.00
Libraries	156,000.00	<b>EQUALIZED VALUATION BASIS</b>		Balance December 31, 1973	34,141.00
Other Educational Services		<b>FOR NET DEBT COMPUTATION</b>	333,799,260.00	<b>CURRENT FINANCES DECEMBER 31, 1973</b>	
<b>STATUTORY EXPENDITURES</b>		<b>REAL PROPERTY VALUATIONS</b>		<b>ASSETS</b>	
Pensions & F. I. C. A.	347,984.08	Code Class # of Parcels % VAL'N		Cash Dec. 31, 1973	2,273,793.40
Employee Fringe Benefits	91,500.00	1 Vacant Land 285 .64		Taxes Receivable	171,921.26
Other Statutory Expenditures		2 Residential 7066 64.36		Tax Title Liens	12,448.41
<b>MUNICIPAL FUNCTIONS</b>		3 Farm		Foreclosed Property	34,141.00
<b>CAPITAL IMPROVEMENTS</b>		4a Commercial 448 8.58		Emergencies & Other Deferred Charges	
<b>DEBT SERVICE</b>		4b Industrial 61 19.33		State Aid Receivable	32,531.11
Principal Payments	113,692.88	4c Apartments 69 7.10		Other Receivables	58,624.03
Interest Payments	4,125.00	Total 7929		Total	2,583,459.21
<b>DEFERRED CHARGES</b>		Land Area 3.40 Sq. Miles		<b>LIABILITIES, RESERVES, AND SURPLUS</b>	
<b>SCHOOL, COUNTY, SPECIAL DISTRICT TAXES</b>		Net Valuation Taxable-Municipal	270,724,300.00	Cash Liabilities	627,625.00
<b>RESERVE FOR UNCOLLECTED TAXES</b>		Net Valuation Taxable-County	345,290,375.00	Reserves for Receivables	277,134.70
<b>EMERGENCY EMPLOYMENT ACT OF 1971</b>		State Equalized Valuation	370,663,765.00	Surplus Dec. 31, 1973	1,678,699.51
<b>EXPENDITURES TOTAL</b>	15,640,513.39	State Equalization Ratio	72.71	Total	2,583,459.21

0242

Population 1970 14,470  
 Population 1973 14,940  
 S & P Rating 888  
 Moody Rating /

General Tax Rate Per \$100 3.39  
 State Equalized Tax Rate 3.77

**OAKLAND BOROUGH — BERGEN COUNTY**  
**Form of Government:**  
**Borough Council**  
**Number of Members on Governing Body 6**

PER CAPITA: 559.28  
 Gross Debt 204.11  
 Net Debt 12.49  
 Debt Service 451.22  
 Total Tax Levy 141.73  
 Municipal Expenditures

PER CENT: 5.26  
 Gross Debt 1.92  
 Net Debt 94.67  
 Tax Levy Collected  
 Tax Levy Cancelled, Abated or Adjusted .22

EXPENDITURES		REVENUES-REALIZED		1973 PROPERTY TAX	
<b>GENERAL GOVERNMENT</b>		<b>STATE EQUALIZED TAX RATE</b>			
Governing Body & Public Boards		1973 Property Taxes Collected	6,386,203.09	Local District School Taxes 1.89	3,015,598.00
Municipal Clerk		1973 Payments in Lieu of Taxes		Regional & Consolidated School Tax 1.18	2,101,074.49
Financial Administration	29,038.00	Delinquent Tax & Lien Collections	241,504.29	School Taxes in Municipal Budget	
Assessment of Taxes	28,912.00	Business Personalty Replacement Taxes	65,942.22	County Taxes .35	618,671.31
Collection of Taxes	25,824.00	Taxes from Public Utilities	200,582.56	County Library Taxes	
Planning, Housing & Development	17,675.00	Other Miscellaneous Tax Revenues		Local Municipal Purpose Taxes .52	934,640.18
Human Resources	7,500.00	State Aid Revenues	107,778.86	Veteran & Senior Citizen Taxes .04	69,630.00
Elections	2,650.00	Federal Aid Revenues	4,055.74	Total Taxes for Rate Computation 3.78	6,739,613.98
General Administration (other)	162,491.00	State and Local Fiscal Assistance Act Utilized	199,402.25	Special District Taxes	
<b>JUDICIARY</b>		Sale of Acquired Property		Bank Stock Taxes	5,857.15
Municipal Courts	18,729.00	Other Miscellaneous Revenues	125,589.85	Added and Omitted Taxes	65,378.01
<b>PUBLIC SAFETY</b>		Other Revenues, Revenue Sharing Tax Effort	115,256.44	Total Taxes Levied - ABSTRACT	6,741,219.14
Fire Protection	51,820.00			Total Taxes Billed	6,745,462.60
Police Protection	473,479.00	Prior Years Surplus Appropriated	7,446,315.30	1973 TAXES COLLECTED	6,386,203.09
Civil Defense & Disaster Control	3,000.00	REVENUES TOTAL	7,646,315.30	1973 Taxes Cancelled, Abated or Adjusted	14,979.28
Environmental Inspection & Control	20,765.00			Transfer to Tax Title Liens or Foreclosed	11,259.71
Other Public Safety		CAPITAL OUTLAY TOTAL	229,389.49	Balance Outstanding Dec. 31, 1973	333,020.52
<b>PUBLIC WORKS</b>				<b>PRIOR YEARS TAXES OUTSTANDING</b>	
Streets and Drainage	271,673.00	Public Enterprises	31,128.56	Balance January 1, 1973	225,046.09
Sewers and Sewage Processing	80,000.00	Recreation—Culture	29,026.00	Collected in 1973	219,513.02
Garbage and Trash Disposal	33,975.00	Public Works	83,119.15	Cancelled, Abated or Adjusted 1973	609.61
Public Buildings and Grounds	36,575.00	Buildings and Grounds	82,905.78	Transfers to Tax Title Liens or Foreclosed	3,314.18
Other Public Works		Library and Education	3,210.00	Balance December 31, 1973	1,609.28
<b>HEALTH and WELFARE</b>		Conservation		<b>TAX TITLE LIENS OUTSTANDING</b>	
Health Services Except Environmental	45,948.35	All Other		Balance January 1, 1973	30,793.64
Welfare-Public Assistance	1,345.00			Transfers From Taxes	15,130.09
Hospitals, Clinics, First Aid	3,000.00	CAPITAL DEBT AUTHORIZED, DECEMBER 31, 1973		Redeemed in 1973	21,991.27
Animal, Insect, & Rodent Control		ISSUED AND UNISSUED GROSS DEBT NET DEBT		Cancelled, Abated or Adjusted (1973)	
Other Welfare Services		School 5,306,319		Transfers to Foreclosed Property	
<b>RECREATION and CONSERVATION</b>		Self-liquidating 808,600	808,600	Balance December 31, 1973	23,932.46
Beaches and Boardwalks		Other 2,240,745	2,240,745	<b>PROPERTY ACQUIRED BY DEED OR FORECLOSURE</b>	
Parks, Playgrounds, Shade Trees	8,400.00	Total 8,355,664	3,049,345	Balance January 1, 1973	64,100.00
Land Reclamation & Conservation	3,575.00			Transfers From Taxes or Liens	
Other Recreational Services	56,301.00	ISSUED AND OUTSTANDING		Sale for Cash (1973)	
<b>EDUCATION (excluding schools)</b>		School 5,306,319.68	5,306,319.68	Cancelled, Abated or Adjusted (1973)	
Libraries	86,400.00	Self-liquidating 680,000.00	680,000.00	Balance December 31, 1973	64,100.00
Other Educational Services		Other 1,674,675.00	1,674,675.00	<b>CURRENT FINANCES DECEMBER 31, 1973</b>	
<b>STATUTORY EXPENDITURES</b>		Total 7,660,994.68	7,660,994.68	<b>ASSETS</b>	
Pensions & F. I. C. A.	87,075.00	EQUALIZED VALUATION BASIS FOR NET DEBT COMPUTATION	158,969,536.67	Cash Dec. 31, 1973	108,131.37
Employee Fringe Benefits	24,350.00	REAL PROPERTY VALUATIONS		Taxes Receivable	334,629.80
Other Statutory Expenditures		Code Class # of Parcels % VAL'N ASSESSED VALUATION		Tax Title Liens	23,932.46
<b>MUNICIPAL FUNCTIONS</b>		1 Vacant Land 423 5.54	6,853,000.00	Foreclosed Property	64,100.00
<b>CAPITAL IMPROVEMENTS</b>		2 Residential 3766 81.84	101,322,550.00	Emergencies & Other Deferred Charges	445,394.00
<b>DEBT SERVICE</b>		3 Farm 1	5,200.00	State Aid Receivable	30,949.64
Principal Payments	112,000.00	4a Commercial 92 6.71	8,313,100.00	Other Receivables	36,215.64
Interest Payments	74,618.25	4b Industrial 26 5.91	7,311,800.00	Total	1,043,352.91
		4c Apartments		<b>LIABILITIES, RESERVES, AND SURPLUS</b>	
<b>DEFERRED CHARGES</b>		Total 4308	123,805,650.00	Cash Liabilities	447,715.84
SCHOOL, COUNTY, SPECIAL DISTRICT TAXES	73,967.76	Land Area 9.10 Sq. Miles		Reserves for Receivables	458,877.90
RESERVE FOR UNCOLLECTED TAXES	5,735,343.80	Net Valuation Taxable-Municipal	125,088,156.00	Surplus Dec. 31, 1973	136,759.17
EMERGENCY EMPLOYMENT ACT OF 1971	271,938.39	Net Valuation Taxable-County	162,196,802.00	Total	1,043,352.91
<b>EXPENDITURES</b>		State Equalized Valuation	178,198,268.00		
<b>TOTAL</b>	7,852,282.59	State Equalization Ratio	69.98		

0426

Population 1970 4,030  
 Population 1973 4,650  
 S & P Rating  
 Moody Rating

General Tax Rate Per \$100. 5.53  
 State Equalized Tax Rate 3.12

## OAKLYN BOROUGH — CAMDEN COUNTY

Form of Government:

Borough Council

Number of Members on Governing Body 6

PER CAPITA:

Gross Debt 250.32  
 Net Debt 12.04  
 Debt Service 1.39  
 Total Tax Levy 234.83  
 Municipal Expenditures 84.12

PER CENT:

Gross Debt 3.68  
 Net Debt .18  
 Tax Levy Collected 98.27  
 Tax Levy Cancelled, Abated or Adjusted .26

EXPENDITURES		REVENUES-REALIZED		1973 PROPERTY TAX	
GENERAL GOVERNMENT				STATE EQUALIZED TAX RATE 1.67	
Governing Body & Public Boards		1973 Property Taxes Collected	1,073,346.60	Local District School Taxes	602,242.06
Municipal Clerk		1973 Payments in Lieu of Taxes	12,300.54	Regional & Consolidated School Tax	
Financial Administration	3,024.15	Delinquent Tax & Lien Collections	19,695.00	School Taxes in Municipal Budget	
Assessment of Taxes	1,550.00	Business Personalty Replacement Taxes	17,621.86	County Taxes	321,953.85
Collection of Taxes	7,900.00	Taxes from Public Utilities	62,081.53	County Library Taxes	9,784.51
Planning, Housing & Development	300.00	Other Miscellaneous Tax Revenues		Local Municipal Purpose Taxes	152,650.28
Human Resources		State Aid Revenues	13,852.48	Veteran & Senior Citizen Taxes	37,980.00
Elections		Federal Aid Revenues		Total Taxes for Rate Computation	1,124,610.70
General Administration (other)	40,760.00	State and Local Fiscal Assistance Act Utilized	14,560.00	Special District Taxes	
JUDICIARY		Sale of Acquired Property		Bank Stock Taxes	3,349.72
Municipal Courts	6,105.00	Other Miscellaneous Revenues	69,911.86	Added and Omitted Taxes	1,984.93
PUBLIC SAFETY		Other Revenues, Revenue Sharing Tax Effort	11,795.39	Total Taxes Levied - ABSTRACT	1,091,965.35
Fire Protection	17,560.00	Total	1,300,165.26	Total Taxes Billed	1,092,247.78
Police Protection	103,125.00	Prior Years Surplus Appropriated	56,000.00	1973 TAXES COLLECTED	1,073,346.60
Civil Defense & Disaster Control	30.00	REVENUES TOTAL	1,356,165.26	1973 Taxes Cancelled, Abated or Adjusted	2,837.58
Environmental Inspection & Control	1,525.00			Transfer to Tax Title Liens or Foreclosed	
Other Public Safety				Balance Outstanding Dec. 31, 1973	16,063.60
PUBLIC WORKS		CAPITAL OUTLAY TOTAL		PRIOR YEARS TAXES OUTSTANDING	
Streets and Drainage	79,595.00	Public Enterprises		Balance January 1, 1973	22,348.33
Sewers and Sewage Processing	26,150.00	Recreation—Culture		Collected in 1973	19,695.00
Garbage and Trash Disposal	5,400.00	Public Works		Cancelled, Abated or Adjusted 1973	979.99
Public Buildings and Grounds	15,470.00	Buildings and Grounds		Transfers to Tax Title Liens or Foreclosed	
Other Public Works		Library and Education		Balance December 31, 1973	1,673.34
HEALTH and WELFARE		Conservation		TAX TITLE LIENS OUTSTANDING	
Health Services Except Environmental	350.00	All Other		Balance January 1, 1973	301.33
Welfare-Public Assistance	1,700.00			Transfers From Taxes	
Hospitals, Clinics, First Aid				Redeemed in 1973	
Animal, Insect, & Rodent Control				Cancelled, Abated or Adjusted (1973)	
Other Welfare Services				Transfers to Foreclosed Property	
RECREATION and CONSERVATION				Balance December 31, 1973	301.33
Beaches and Boardwalks				PROPERTY ACQUIRED BY DEED OR	
Parks, Playgrounds, Shade Trees	3,810.00			FORECLOSURE	
Land Reclamation & Conservation				Balance January 1, 1973	227.00
Other Recreational Services	1,190.00			Transfers From Taxes or Liens	
EDUCATION (excluding schools)				Sale for Cash (1973)	
Libraries	5,010.00			Cancelled, Abated or Adjusted (1973)	
Other Educational Services				Balance December 31, 1973	227.00
STATUTORY EXPENDITURES				CURRENT FINANCES DECEMBER 31, 1973	
Pensions & F. I. C. A.	20,633.00			ASSETS	
Employee Fringe Benefits	5,375.00			Cash Dec. 31, 1973	298,666.17
Other Statutory Expenditures				Taxes Receivable	17,736.94
MUNICIPAL FUNCTIONS TOTAL	346,962.15			Tax Title Liens	301.33
CAPITAL IMPROVEMENTS *MEMO*	24,700.00			Foreclosed Property	227.00
DEBT SERVICE				Emergencies & Other Deferred Charges	5,319.15
Principal Payments	6,000.00			State Aid Receivable	3,000.00
Interest Payments	450.00			Other Receivables	10,581.10
DEFERRED CHARGES	1,080.00			Total	335,531.69
SCHOOL, COUNTY, SPECIAL DISTRICT TAXES	933,930.42			LIABILITIES, RESERVES, AND SURPLUS	
RESERVE FOR UNCOLLECTED TAXES	36,641.00			Cash Liabilities	196,993.83
EMERGENCY EMPLOYMENT ACT OF 1971				Reserves for Receivables	28,846.37
EXPENDITURES TOTAL	1,325,119.57			Surplus Dec. 31, 1973	109,691.49
				Total	335,531.69

1337

Population 1970 18,730  
 Population 1973 20,500  
 S & P Rating BBB  
 Moody Rating /

General Tax Rate Per \$100. 4.87  
 State Equalized Tax Rate 3.63

## OCEAN TOWNSHIP — MONMOUTH COUNTY

Form of Government:

Council-Manager Plan A (OMCL50)

Number of Members on Governing Body 5

PER CAPITA: 823.17  
 Gross Debt 415.33  
 Net Debt 10.23  
 Debt Service 449.53  
 Total Tax Levy 141.44  
 Municipal Expenditures

PER CENT: 8.07  
 Gross Debt 4.07  
 Net Debt 95.60  
 Tax Levy Collected  
 Tax Levy Cancelled, Abated or Adjusted .09

EXPENDITURES		REVENUES-REALIZED		1973 PROPERTY TAX	
GENERAL GOVERNMENT				STATE EQUALIZED TAX RATE 2.47	
Governing Body & Public Boards		1973 Property Taxes Collected 8,809,317.28		Local District School Taxes 2.47	
Municipal Clerk		1973 Payments in Lieu of Taxes 15,891.00		Regional & Consolidated School Tax	
Financial Administration 39,175.00		Delinquent Tax & Lien Collections 302,577.94		School Taxes in Municipal Budget	
Assessment of Taxes 29,875.00		Business Personality Replacement Taxes 89,888.07		County Taxes .58	
Collection of Taxes 44,135.00		Taxes from Public Utilities 379,855.04		County Library Taxes .02	
Planning, Housing & Development 24,590.00		Other Miscellaneous Tax Revenues		Local Municipal Purpose Taxes .51	
Human Resources 2,000.00		State Aid Revenues 78,508.29		Veteran & Senior Citizen Taxes .04	
Elections 8,000.00		Federal Aid Revenues 45,539.74		Total Taxes for Rate Computation 3.62	
General Administration (other) 321,300.00		State and Local Fiscal Assistance Act Utilized 158,175.00		Special District Taxes	
JUDICIARY		Sale of Acquired Property 136,548.00		Bank Stock Taxes 3,535.18	
Municipal Courts 30,200.00		Other Miscellaneous Revenues 202,501.67		Added and Omitted Taxes 190,737.06	
PUBLIC SAFETY		Other Revenues, Revenue Sharing Tax Effort 118,172.29		Total Taxes Levied - ABSTRACT 9,215,338.70	
Fire Protection 2,500.00		Total 10,336,974.32		Total Taxes Billed 9,214,809.54	
Police Protection 572,169.10		Prior Years Surplus Appropriated 660,000.00		1973 TAXES COLLECTED 8,809,317.28	
Civil Defense & Disaster Control		REVENUES TOTAL 10,996,974.32		1973 Taxes Cancelled, Abated or Adjusted 7,990.57	
Environmental Inspection & Control 20,400.00		CAPITAL OUTLAY TOTAL 2,335,565.35		Transfer to Tax Title Liens or Foreclosed 25,843.56	
Other Public Safety		Public Enterprises		Balance Outstanding Dec. 31, 1973 371,658.13	
PUBLIC WORKS		Recreation—Culture 1,955.00		PRIOR YEARS TAXES OUTSTANDING	
Streets and Drainage 561,336.00		Public Works 353,882.10		Balance January 1, 1973 271,105.50	
Sewers and Sewage Processing 314,520.00		Buildings and Grounds 1,979,728.25		Collected in 1973 251,136.16	
Public Buildings and Grounds 39,935.00		Library and Education		Cancelled, Abated or Adjusted 1973 258.66	
Other Public Works 48,000.00		Conservation		Transfers to Tax Title Liens or Foreclosed 12,885.40	
HEALTH and WELFARE		All Other		Balance December 31, 1973 6,825.28	
Health Services Except Environmental 31,825.00		CAPITAL DEBT AUTHORIZED, DECEMBER 31, 1973		TAX TITLE LIENS OUTSTANDING	
Welfare-Public Assistance 9,200.00		ISSUED AND UNISSUED GROSS DEBT NET DEBT		Balance January 1, 1973 55,896.47	
Hospitals, Clinics, First Aid 1,000.00		School 11,273,283 2,912,673		Transfers From Taxes 40,393.37	
Animal, Insect, & Rodent Control 5,000.00		Self-liquidating 5,601,650 5,601,650		Redeemed in 1973 51,441.78	
Other Welfare Services		Other 16,874,933 8,514,323		Cancelled, Abated or Adjusted (1973) 450.90	
RECREATION and CONSERVATION		ISSUED AND OUTSTANDING		Transfers to Foreclosed Property	
Beaches and Boardwalks		School 5,916,343.20		Balance December 31, 1973 44,397.16	
Parks, Playgrounds, Shade Trees 2,500.00		Self-Liquidating 4,472,150.00		PROPERTY ACQUIRED BY DEED OR FORECLOSURE	
Land Reclamation & Conservation 8,375.00		Other 10,388,493.20		Balance January 1, 1973 374,002.31	
Other Recreational Services 65,050.00		EQUALIZED VALUATION BASIS FOR NET DEBT COMPUTATION 209,015,262.67		Transfers From Taxes or Liens	
EDUCATION (excluding schools)		REAL PROPERTY VALUATIONS		Sale for Cash (1973) 136,548.00	
Libraries 7,500.00		Code Class # of Parcels % VAL'N ASSESSED VALUATION		Cancelled, Abated or Adjusted (1973) 135,100.00	
Other Educational Services		1 Vacant Land 2040 8.03 14,592,600.00		Balance December 31, 1973 102,354.31	
STATUTORY EXPENDITURES		2 Residential 4906 67.15 122,029,400.00		CURRENT FINANCES DECEMBER 31, 1973	
Pensions & F. I. C. A.		3 Farm 17 .35 619,500.00		ASSETS	
Employee Fringe Benefits		4a Commercial 291 12.09 21,978,800.00		Cash Dec. 31, 1973 1,911,805.57	
Other Statutory Expenditures		4b Industrial 8 .34 625,350.00		Taxes Receivable 378,483.41	
MUNICIPAL FUNCTIONS TOTAL 2,325,555.10		4c Apartments 18 12.04 21,877,000.00		Tax Title Liens 44,397.16	
CAPITAL IMPROVEMENTS *MEMO* 272,925.00		Total 7280 181,722,650.00		Foreclosed Property 102,354.31	
DEBT SERVICE		Land Area 11.20 Sq. Miles		Emergencies & Other Deferred Charges	
Principal Payments 102,900.00		Net Valuation Taxable-Municipal 183,259,622.00		State Aid Receivable 8,230.00	
Interest Payments 106,868.30		Net Valuation Taxable-County 219,815,785.00		Other Receivables 8,566.84	
DEFERRED CHARGES 26,961.39		State Equalized Valuation 245,035,096.00		Total 2,453,837.29	
SCHOOL, COUNTY, SPECIAL DISTRICT TAXES 7,780,055.96		State Equalization Ratio 74.63		LIABILITIES, RESERVES, AND SURPLUS	
RESERVE FOR UNCOLLECTED TAXES 313,034.34				Cash Liabilities 1,042,020.40	
EMERGENCY EMPLOYMENT ACT OF 1971 24,200.00				Reserves for Receivables 533,801.72	
EXPENDITURES TOTAL 10,679,575.09				Surplus Dec. 31, 1973 878,015.17	
				Total 2,453,837.29	

1520

Population 1970 2,235  
 Population 1973 2,620  
 S & P Rating  
 Moody Rating

General Tax Rate Per \$100 2.54  
 State Equalized Tax Rate 2.23

**OCEAN TOWNSHIP — OCEAN COUNTY**  
**Form of Government:**  
**Township Committee**  
**Number of Members on Governing Body 3**

PER CAPITA: 20.99  
 Gross Debt 20.99  
 Net Debt  
 Debt Service 489.90  
 Total Tax Levy 238.80  
 Municipal Expenditures

PER CENT: .12  
 Gross Debt .12  
 Net Debt .12  
 Tax Levy Collected 91.54  
 Tax Levy Cancelled, Abated or Adjusted .04

EXPENDITURES		REVENUES-REALIZED		1973 PROPERTY TAX	
<b>GENERAL GOVERNMENT</b>				<b>STATE EQUALIZED TAX RATE — 1.15</b>	
Governing Body & Public Boards		1973 Property Taxes Collected	1,174,895.40	Local District School Taxes	640,097.00
Municipal Clerk	6,607.25	1973 Payments in Lieu of Taxes		Regional & Consolidated School Tax	
Financial Administration	17,904.13	Delinquent Tax & Lien Collections	72,791.25	School Taxes in Municipal Budget	
Assessment of Taxes	37,480.84	Business Personalty Replacement Taxes	8,287.00	County Taxes	230,023.40
Collection of Taxes	7,000.00	Taxes from Public Utilities	92,415.15	County Library Taxes	10,602.48
Planning, Housing & Development		Other Miscellaneous Tax Revenues		Local Municipal Purpose Taxes	315,683.42
Human Resources		State Aid Revenues	10,992.71	Veteran & Senior Citizen Taxes	40,280.00
Elections		Federal Aid Revenues	4,688.83	Total Taxes for Rate Computation	1,236,686.30
General Administration (other)	93,697.00	State and Local Fiscal Assistance Act Utilized	60,450.00	Special District Taxes	
<b>JUDICIARY</b>		Sale of Acquired Property		Bank Stock Taxes	1,335.58
Municipal Courts	6,300.00	Other Miscellaneous Revenues	57,688.12	Added and Omitted Taxes	85,791.17
<b>PUBLIC SAFETY</b>		Other Revenues, Revenue Sharing Tax Effort	48,252.49	Total Taxes Levied - ABSTRACT	1,283,533.05
Fire Protection	13,000.00			Total Taxes Billed	1,283,533.05
Police Protection	116,974.00	Prior Years Surplus Appropriated	67,000.00	<b>1973 TAXES COLLECTED</b>	1,174,895.40
Civil Defense & Disaster Control	500.00	<b>REVENUES TOTAL</b>	1,597,460.95	1973 Taxes Cancelled, Abated or Adjusted	560.00
Environmental Inspection & Control	16,235.31			Transfer to Tax Title Liens or Foreclosed	
Other Public Safety		<b>CAPITAL OUTLAY TOTAL</b>		Balance Outstanding Dec. 31, 1973	108,007.65
<b>PUBLIC WORKS</b>				<b>PRIOR YEARS TAXES OUTSTANDING</b>	
Streets and Drainage	61,110.00	Public Enterprises		Balance January 1, 1973	70,319.79
Sewers and Sewage Processing	26,000.00	Recreation—Culture		Collected in 1973	69,776.24
Garbage and Trash Disposal	13,800.00	Public Works		Cancelled, Abated or Adjusted 1973	
Public Buildings and Grounds	6,000.00	Buildings and Grounds		Transfers to Tax Title Liens or Foreclosed	543.55
Other Public Works		Library and Education		Balance December 31, 1973	
<b>HEALTH and WELFARE</b>		Conservation		<b>TAX TITLE LIENS OUTSTANDING</b>	
Health Services Except Environmental	3,078.62	All Other		Balance January 1, 1973	38,074.79
Welfare-Public Assistance	1,875.00			Transfers From Taxes	
Hospitals, Clinics, First Aid	1,700.00	<b>CAPITAL DEBT AUTHORIZED, DECEMBER 31, 1973</b>		Redeemed in 1973	3,015.01
Animal, Insect, & Rodent Control	5,246.85	<b>ISSUED AND UNISSUED GROSS DEBT NET DEBT</b>		Cancelled, Abated or Adjusted (1973)	
Other Welfare Services		School		Transfers to Foreclosed Property	
<b>RECREATION and CONSERVATION</b>		Self-liquidating	55,000	Balance December 31, 1973	35,059.78
Beaches and Boardwalks	1,000.00	Other	55,000	<b>PROPERTY ACQUIRED BY DEED OR</b>	
Parks, Playgrounds, Shade Trees		Total	55,000	<b>FORECLOSURE</b>	
Land Reclamation & Conservation	13,830.00			Balance January 1, 1973	7,090.00
Other Recreational Services		<b>ISSUED AND OUTSTANDING</b>		Transfers From Taxes or Liens	
<b>EDUCATION (excluding schools)</b>		School		Sale for Cash (1973)	
Libraries		Self-Liquidating		Cancelled, Abated or Adjusted (1973)	
Other Educational Services		Other		Balance December 31, 1973	7,090.00
<b>STATUTORY EXPENDITURES</b>		Total		<b>CURRENT FINANCES DECEMBER 31, 1973</b>	
Pensions & F. I. C. A.	14,914.00	<b>EQUALIZED VALUATION BASIS</b>		<b>ASSETS</b>	
Employee Fringe Benefits	14,000.00	<b>FOR NET DEBT COMPUTATION</b>	44,975,707.67	Cash Dec. 31, 1973	655,292.61
Other Statutory Expenditures		<b>REAL PROPERTY VALUATIONS</b>		Taxes Receivable	108,551.20
<b>MUNICIPAL FUNCTIONS TOTAL</b>	478,253.00	Code Class # of Parcels % VAL'N	ASSESSED VALUATION	Tax Title Liens	35,059.78
<b>CAPITAL IMPROVEMENTS * MEMO *</b>	38,369.00	1 Vacant Land 1618 17.81	8,641,625.00	Foreclosed Property	7,090.00
<b>DEBT SERVICE</b>		2 Residential 2059 75.42	36,602,753.00	Emergencies & Other Deferred Charges	18,000.00
Principal Payments		3 Farm		State Aid Receivable	30,508.00
Interest Payments		4a Commercial 78 6.55	3,178,600.00	Other Receivables	18,947.02
		4b Industrial 1 .23	110,100.00	Total	873,448.61
		4c Apartments		<b>LIABILITIES, RESERVES, AND SURPLUS</b>	
<b>DEFERRED CHARGES</b>		Total 3756	48,533,678.00	Cash Liabilities	501,231.61
SCHOOL, COUNTY, SPECIAL DISTRICT TAXES	880,722.88	Land Area 23.62 Sq. Miles		Reserves for Receivables	169,648.00
RESERVE FOR UNCOLLECTED TAXES	122,842.71	Net Valuation Taxable-Municipal	48,861,519.00	Surplus Dec. 31, 1973	202,569.00
EMERGENCY EMPLOYMENT ACT OF 1971	4,050.00	Net Valuation Taxable-County	47,464,587.00	Total	873,448.61
<b>EXPENDITURES TOTAL</b>	1,506,368.59	State Equalized Valuation	55,504,758.00		
		State Equalization Ratio	87.96		

0508

Population 1970 10,605  
 Population 1973 11,720  
 S & P Rating B88  
 Moody Rating BAA

General Tax Rate Per \$100 2.33  
 State Equalized Tax Rate 2.11

## OCEAN CITY — CAPE MAY COUNTY

Form of Government:

Commission (1911)

Number of Members on Governing Body 3

PER CAPITA:	528.52	PER CENT:	1.88
Gross Debt	247.16	Gross Debt	.88
Net Debt	37.02	Net Debt	95.66
Debt Service	735.53	Tax Levy Collected	
Total Tax Levy	551.67	Tax Levy Cancelled, Abated or Adjusted	.11
Municipal Expenditures			

EXPENDITURES		REVENUES-REALIZED		1973 PROPERTY TAX	
<b>GENERAL GOVERNMENT</b>				<b>STATE EQUALIZED TAX RATE</b>	
Governing Body & Public Boards	34,800.69	1973 Property Taxes Collected		Local District School Taxes	2,506,150.00
Municipal Clerk	40,746.46	8,246,475.45		Regional & Consolidated School Tax	
Financial Administration	88,236.94	1973 Payments in Lieu of Taxes		School Taxes in Municipal Budget	150,050.00
Assessment of Taxes	31,037.60	219,832.01		County Taxes	1,688,351.43
Collection of Taxes	65,513.14	Delinquent Tax & Lien Collections		County Library Taxes	
Planning, Housing & Development	2,249.80	180,650.18		Local Municipal Purpose Taxes	4,085,383.70
Human Resources		Business Personality Replacement Taxes		Veteran & Senior Citizen Taxes	100,540.00
Elections	1,571.31	585,551.26		Total Taxes for Rate Computation	8,530,475.13
General Administration (other)	620,366.63	Other Miscellaneous Tax Revenues		Special District Taxes	
<b>JUDICIARY</b>		State Aid Revenues		Bank Stock Taxes	22,674.50
Municipal Courts	44,476.69	Federal Aid Revenues		Added and Omitted Taxes	167,844.93
<b>PUBLIC SAFETY</b>		State and Local Fiscal Assistance Act Utilized		Total Taxes Levied - ABSTRACT	8,620,454.56
Fire Protection	620,080.86	8,000.00		Total Taxes Billed	8,246,475.45
Police Protection	844,571.14	Sale of Acquired Property		1973 TAXES COLLECTED	
Civil Defense & Disaster Control	17,571.52	Other Miscellaneous Revenues		1973 Taxes Cancelled, Abated or Adjusted	9,812.83
Environmental Inspection & Control	51,939.34	263,313.18		Transfer to Tax Title Liens or Foreclosed	18,460.88
Other Public Safety		Other Revenues, Revenue Sharing Tax Effort		Balance Outstanding Dec. 31, 1973	345,705.40
<b>PUBLIC WORKS</b>		Total			
Streets and Drainage	794,577.39	10,221,783.33		PRIOR YEARS TAXES OUTSTANDING	
Sewers and Sewage Processing		Prior Years Surplus Appropriated		Balance January 1, 1973	234,362.38
Garbage and Trash Disposal	362,829.54	738,828.10		Collected in 1973	201,250.75
Public Buildings and Grounds	549,761.04	10,960,611.43		Cancelled, Abated or Adjusted 1973	3,471.76
Other Public Works	196,152.80	TOTAL		Transfers to Tax Title Liens or Foreclosed	6,741.47
<b>HEALTH and WELFARE</b>		48,145.38		Balance December 31, 1973	22,898.40
Health Services Except Environmental	44,184.92	CAPITAL OUTLAY		TAX TITLE LIENS OUTSTANDING	
Welfare-Public Assistance		Public Enterprises		Balance January 1, 1973	32,641.39
Hospitals, Clinics, First Aid	5,000.00	Recreation—Culture		Transfers From Taxes	25,933.95
Animal, Insect, & Rodent Control	11,948.81	17,984.67		Redeemed in 1973	18,581.26
Other Welfare Services		30,160.71		Cancelled, Abated or Adjusted (1973)	41.54
<b>RECREATION and CONSERVATION</b>		CAPITAL DEBT AUTHORIZED, DECEMBER 31, 1973		Transfers to Foreclosed Property	
Beaches and Boardwalks	236,505.61	ISSUED AND UNISSUED		Balance December 31, 1973	39,952.54
Parks, Playgrounds, Shade Trees	57,168.52	GROSS DEBT		PROPERTY ACQUIRED BY DEED OR FORECLOSURE	
Land Reclamation & Conservation		NET DEBT		Balance January 1, 1973	70,820.50
Other Recreational Services	162,133.44	2,431,000		Transfers From Taxes or Liens	
<b>EDUCATION (excluding schools)</b>		816,000		Sale for Cash (1973)	8,000.00
Libraries	105,000.00	2,897,289		Cancelled, Abated or Adjusted (1973)	
Other Educational Services	29,627.79	2,896,767		Balance December 31, 1973	62,820.50
<b>STATUTORY EXPENDITURES</b>		2,896,767		CURRENT FINANCES DECEMBER 31, 1973	
Pensions & F. I. C. A.	422,337.99	ISSUED AND OUTSTANDING		ASSETS	
Employee Fringe Benefits	129,849.99	SCHOOL		Cash Dec. 31, 1973	1,261,877.81
Other Statutory Expenditures		Self-Liquidating		Taxes Receivable	368,603.80
<b>MUNICIPAL FUNCTIONS</b>		Other		Tax Title Liens	39,952.54
CAPITAL IMPROVEMENTS	5,570,639.96	Total		Foreclosed Property	62,820.50
DEBT SERVICE	281,847.21	EQUALIZED VALUATION BASIS		Emergencies & Other Deferred Charges	112,489.21
Principal Payments	240,000.00	FOR NET DEBT COMPUTATION		State Aid Receivable	79,992.67
Interest Payments	193,898.42	REAL PROPERTY VALUATIONS		Other Receivables	138,320.40
<b>TYPE I SCHL DEBT *MEMO</b>		Code Class # of Parcels % VAL'N		Total	2,064,056.93
DEFERRED CHARGES	150,050.00	ASSESSED VALUATION		LIABILITIES, RESERVES, AND SURPLUS	
SCHOOL, COUNTY, SPECIAL DISTRICT TAXES	66,877.10	1  Vacant Land 2452 4.53		Cash Liabilities	686,875.47
RESERVE FOR UNCOLLECTED TAXES	4,344,551.43	2  Residential 9081 77.47		Reserves for Receivables	520,247.24
EMERGENCY EMPLOYMENT ACT OF 1971	394,117.03	3  Farm 517 11.56		Surplus Dec. 31, 1973	856,934.22
EXPENDITURES	10,810,083.94	4a Commercial 2 .04		Total	2,064,056.93
		4b Industrial 108 6.41			
		Total 12160			
		Land Area 5.83 Sq. Miles			
		Net Valuation Taxable-Municipal			
		Net Valuation Taxable-County			
		State Equalized Valuation			
		State Equalization Ratio			

1971/3000

\* ABOVE DEBT SERVICE INCLUDES TYPE I SCHOOL DEBT

1521

Population 1970 1,085  
 Population 1973 1,125  
 S & P Rating  
 Moody Rating

General Tax Rate Per \$100. 6.14  
 State Equalized Tax Rate 3.06

## OCEAN GATE BOROUGH — OCEAN COUNTY

Form of Government:

Borough Council

Number of Members on Governing Body 6

PER CAPITA:

Gross Debt 140.80  
 Net Debt  
 Debt Service  
 Total Tax Levy 419.61  
 Municipal Expenditures 205.08

PER CENT:

Gross Debt 1.18  
 Net Debt  
 Tax Levy Collected 92.38  
 Tax Levy Cancelled, Abated or Adjusted .09

EXPENDITURES		REVENUES-REALIZED		1973 PROPERTY TAX	
<b>GENERAL GOVERNMENT</b>				<b>STATE EQUALIZED TAX RATE</b>	
Governing Body & Public Boards		1973 Property Taxes Collected	436,703.89	Local District School Taxes .86	137,380.00
Municipal Clerk		1973 Payments in Lieu of Taxes		Regional & Consolidated School Tax 1.06	167,725.28
Financial Administration	3,299.00	Delinquent Tax & Lien Collections	31,772.58	School Taxes in Municipal Budget	
Assessment of Taxes	3,698.00	Business Personalty Replacement Taxes	1,827.30	County Taxes .41	64,454.71
Collection of Taxes	10,800.00	Taxes from Public Utilities	29,370.44	County Library Taxes .02	2,970.02
Planning, Housing & Development		Other Miscellaneous Tax Revenues		Local Municipal Purpose Taxes .62	58,990.00
Human Resources		State Aid Revenues	9,162.19	Veteran & Senior Citizen Taxes .09	15,080.00
Elections		Federal Aid Revenues		Total Taxes for Rate Computation 3.06	486,600.01
General Administration (other)	27,294.85	State and Local Fiscal Assistance Act Utilized	44,705.00	Special District Taxes	
<b>JUDICIARY</b>		Sale of Acquired Property	6,882.00	Bank Stock Taxes	
Municipal Courts	3,156.00	Other Miscellaneous Revenues	7,349.94	Added and Omitted Taxes	542.35
<b>PUBLIC SAFETY</b>		Other Revenues, Revenue Sharing Tax Effort	19,066.93	Total Taxes Levied - ABSTRACT	472,062.36
Fire Protection	3,700.00	<b>TOTAL</b>	586,840.32	Total Taxes Billed	472,728.36
Police Protection	31,318.75	Prior Years Surplus Appropriated	16,495.90	<b>1973 TAXES COLLECTED</b>	436,703.89
Civil Defense & Disaster Control		<b>REVENUES</b>	603,336.22	1973 Taxes Cancelled, Abated or Adjusted	406.89
Environmental Inspection & Control	1,599.00			Transfer to Tax Title Liens or Foreclosed	3,853.46
Other Public Safety				Balance Outstanding Dec. 31, 1973	31,764.12
<b>PUBLIC WORKS</b>		<b>CAPITAL OUTLAY</b>	<b>TOTAL</b>	<b>PRIOR YEARS TAXES OUTSTANDING</b>	
Streets and Drainage	18,650.00	Public Enterprises		Balance January 1, 1973	28,866.50
Sewers and Sewage Processing		Recreation—Culture		Collected in 1973	28,687.04
Garbage and Trash Disposal	27,850.00	Public Works		Cancelled, Abated or Adjusted 1973	
Public Buildings and Grounds	23,000.00	Buildings and Grounds		Transfers to Tax Title Liens or Foreclosed	
Other Public Works		Library and Education		Balance December 31, 1973	179.46
<b>HEALTH and WELFARE</b>		Conservation		<b>TAX TITLE LIENS OUTSTANDING</b>	
Health Services Except Environmental	135.00	All Other		Balance January 1, 1973	22,173.82
Welfare-Public Assistance	500.00			Transfers From Taxes	3,853.46
Hospitals, Clinics, First Aid	500.00			Redeemed in 1973	3,085.54
Animal, Insect, & Rodent Control	509.28			Cancelled, Abated or Adjusted (1973)	
Other Welfare Services				Transfers to Foreclosed Property	6,964.13
<b>RECREATION and CONSERVATION</b>				Balance December 31, 1973	15,577.61
Beaches and Boardwalks	15,897.60			<b>PROPERTY ACQUIRED BY DEED OR FORECLOSURE</b>	
Parks, Playgrounds, Shade Trees				Balance January 1, 1973	19,332.00
Land Reclamation & Conservation				Transfers From Taxes or Liens	6,564.13
Other Recreational Services	2,800.00			Sale for Cash (1973)	6,882.00
<b>EDUCATION (excluding schools)</b>				Cancelled, Abated or Adjusted (1973)	5,464.13
Libraries				Balance December 31, 1973	13,950.00
Other Educational Services				<b>CURRENT FINANCES DECEMBER 31, 1973</b>	
<b>STATUTORY EXPENDITURES</b>				<b>ASSETS</b>	
Pensions & F. I. C. A.	8,612.52			Cash Dec. 31, 1973	90,406.76
Employee Fringe Benefits	1,300.00			Taxes Receivable	31,943.58
Other Statutory Expenditures				Tax Title Liens	15,977.61
<b>MUNICIPAL FUNCTIONS</b>	<b>TOTAL</b>			Foreclosed Property	13,350.00
CAPITAL IMPROVEMENTS	16,855.00			Emergencies & Other Deferred Charges	16,000.00
<b>DEBT SERVICE</b>				State Aid Receivable	5,960.73
Principal Payments				Other Receivables	
Interest Payments				Total	173,638.68
<b>DEFERRED CHARGES</b>				<b>LIABILITIES, RESERVES, AND SURPLUS</b>	
SCHOOL, COUNTY, SPECIAL DISTRICT TAXES	9,000.00			Cash Liabilities	87,545.70
RESERVE FOR UNCOLLECTED TAXES	372,530.01			Reserves for Receivables	61,271.19
EMERGENCY EMPLOYMENT ACT OF 1971	37,091.00			Surplus Dec. 31, 1973	24,821.79
<b>EXPENDITURES</b>	<b>TOTAL</b>			Total	173,638.68
	603,241.01				

1338

Population 1970 7,525  
 Population 1973 6,475  
 S & P Rating  
 Moody Rating

General Tax Rate Per \$100. 2.94  
 State Equalized Tax Rate 2.91

OCEANPORT BOROUGH — MONMOUTH CO.  
 Form of Government:  
 Borough Council  
 Number of Members on Governing Body 6

PER CAPITA: 437.14 PER CENT: 4.29  
 Gross Debt 152.63 Gross Debt 1.50  
 Net Debt 2.81 Net Debt 97.37  
 Debt Service 340.86 Tax Levy Collected  
 Total Tax Levy 114.81 Tax Levy Cancelled, Abated or Adjusted .19  
 Municipal Expenditures

EXPENDITURES		REVENUES-REALIZED		1973 PROPERTY TAX	
GENERAL GOVERNMENT		1973 Property Taxes Collected		STATE EQUALIZED TAX RATE 1.09	
Governing Body & Public Boards			2,145,623.40	Local District School Taxes	831,124.50
Municipal Clerk		1973 Payments in Lieu of Taxes		Regional & Consolidated School Tax .83	631,603.28
Financial Administration	5,650.00	Delinquent Tax & Lien Collections	56,940.63	School Taxes in Municipal Budget	
Assessment of Taxes	10,638.00	Business Personalty Replacement Taxes	45,567.68	County Taxes	446,117.82
Collection of Taxes	16,750.00	Taxes from Public Utilities	92,210.91	County Library Taxes	17,224.51
Planning, Housing & Development	7,850.00	Other Miscellaneous Tax Revenues		Local Municipal Purpose Taxes	263,480.33
Human Resources	800.00	State Aid Revenues	30,461.09	Veteran & Senior Citizen Taxes	31,260.00
Elections		Federal Aid Revenues		Total Taxes for Rate Computation	2,220,810.44
General Administration (other)	74,802.31	State and Local Fiscal Assistance Act Utilized	36,813.00	Special District Taxes	
JUDICIARY		Sale of Acquired Property	24,300.00	Bank Stock Taxes	1,519.67
Municipal Courts	5,500.00	Other Miscellaneous Revenues	76,932.98	Added and Omitted Taxes	15,978.90
PUBLIC SAFETY		Other Revenues, Revenue Sharing Tax Effort	56,762.49	Total Taxes Levied - ABSTRACT	2,207,049.01
Fire Protection	18,611.92	Total	2,565,612.18	Total Taxes Billed	2,203,469.01
Police Protection	177,781.00	Prior Years Surplus Appropriated	250,000.00	1973 TAXES COLLECTED	2,145,623.40
Civil Defense & Disaster Control	150.00	REVENUES TOTAL	2,815,612.18	1973 Taxes Cancelled, Abated or Adjusted	4,286.35
Environmental Inspection & Control	3,350.00	CAPITAL OUTLAY TOTAL	353,996.34	Transfer to Tax Title Liens or Foreclosed	1,681.68
Other Public Safety		Public Enterprises		Balance Outstanding Dec. 31, 1973	51,877.58
PUBLIC WORKS		Recreation—Culture	40,156.16	PRIOR YEARS TAXES OUTSTANDING	
Streets and Drainage	103,168.77	Public Works	313,840.18	Balance January 1, 1973	77,943.17
Sewers and Sewage Processing		Buildings and Grounds		Collected in 1973	54,837.77
Garbage and Trash Disposal	58,200.00	Library and Education		Cancelled, Abated or Adjusted 1973	2,404.59
Public Buildings and Grounds	34,050.00	Conservation		Transfers to Tax Title Liens or Foreclosed	1,257.10
Other Public Works		All Other		Balance December 31, 1973	19,443.71
HEALTH and WELFARE		CAPITAL DEBT AUTHORIZED, DECEMBER 31, 1973		TAX TITLE LIENS OUTSTANDING	
Health Services Except Environmental	10,500.00	ISSUED AND UNISSUED		Balance January 1, 1973	9,114.59
Welfare-Public Assistance	1,010.00	School	1,842,164	Transfers From Taxes	3,057.06
Hospitals, Clinics, First Aid		Self-Liquidating		Redeemed in 1973	2,102.86
Animal, Insect, & Rodent Control		Other	988,300	Cancelled, Abated or Adjusted (1973)	
Other Welfare Services		Total	2,830,464	Transfers to Foreclosed Property	
RECREATION and CONSERVATION		ISSUED AND OUTSTANDING		Balance December 31, 1973	10,068.79
Beaches and Boardwalks		School	1,842,164.75	PROPERTY ACQUIRED BY DEED OR FORECLOSURE	
Parks, Playgrounds, Shade Trees	19,490.00	Self-Liquidating		Balance January 1, 1973	49,550.00
Land Reclamation & Conservation		Other	609,500.00	Transfers From Taxes or Liens	
Other Recreational Services		Total	2,451,664.75	Sale for Cash (1973)	24,300.00
EDUCATION (excluding schools)		EQUALIZED VALUATION BASIS		Cancelled, Abated or Adjusted (1973)	
Libraries	4,980.00	FOR NET DEBT COMPUTATION	66,029,473.00	Balance December 31, 1973	25,250.00
Other Educational Services		REAL PROPERTY VALUATIONS		CURRENT FINANCES DECEMBER 31, 1973	
STATUTORY EXPENDITURES		Code Class # of Parcels % VAL'N		ASSETS	
Pensions & F. I. C. A.	22,706.71	1 Vacant Land 508 5.15	3,857,500.00	Cash Dec. 31, 1973	962,021.52
Employee Fringe Benefits		2 Residential 1354 61.92	46,396,400.00	Taxes Receivable	71,321.29
Other Statutory Expenditures		3 Farm 1 .06	42,000.00	Tax Title Liens	10,068.79
MUNICIPAL FUNCTIONS		4a Commercial 75 32.59	24,418,900.00	Foreclosed Property	25,250.00
CAPITAL IMPROVEMENTS	48,800.00	4b Industrial		Emergencies & Other Deferred Charges	34,400.00
DEBT SERVICE		4c Apartments 2 .28	213,300.00	State Aid Receivable	44,882.62
Principal Payments	10,000.00	Total	74,928,100.00	Other Receivables	145.00
Interest Payments	8,163.29	Land Area 3.10 Sq. Miles		Total	1,148,089.22
DEFERRED CHARGES	28,024.00	Net Valuation Taxable-Municipal	75,533,801.00	LIABILITIES, RESERVES, AND SURPLUS	
SCHOOL, COUNTY, SPECIAL DISTRICT TAXES	1,926,070.11	Net Valuation Taxable-County	68,272,756.00	Cash Liabilities	723,433.92
RESERVE FOR UNCOLLECTED TAXES	121,237.00	State Equalized Valuation	76,127,994.00	Reserves for Receivables	106,785.08
EMERGENCY EMPLOYMENT ACT OF 1971		State Equalization Ratio	99.22	Surplus Dec. 31, 1973	317,870.22
EXPENDITURES TOTAL	2,669,483.11			Total	1,148,089.22

1916

Population 1970 2,235  
 Population 1973 2,475  
 S & P Rating  
 Moody Rating

General Tax Rate Per \$100.  
 6.94  
 State Equalized Tax Rate  
 3.55

# OGDENSBURG BOROUGH — SUSSEX COUNTY

Form of Government:

Borough Council

Number of Members on Governing Body 6

PER CAPITA: 242.42  
 Gross Debt  
 Net Debt  
 Debt Service 14.21  
 Total Tax Levy 333.00  
 Municipal Expenditures 133.20  
 PER CENT: 2.85  
 Gross Debt  
 Net Debt  
 Tax Levy Collected 92.25  
 Tax Levy Cancelled, Abated or Adjusted

EXPENDITURES		REVENUES-REALIZED		1973 PROPERTY TAX	
<b>GENERAL GOVERNMENT</b>				<b>STATE EQUALIZED TAX RATE</b>	
Governing Body & Public Boards		1973 Property Taxes Collected	767,709.12	Local District School Taxes 2.28	523,238.83
Municipal Clerk		1973 Payments in Lieu of Taxes		Regional & Consolidated School Tax .08	18,581.11
Financial Administration	8,200.00	Delinquent Tax & Lien Collections	18,303.31	School Taxes in Municipal Budget	
Assessment of Taxes	3,250.00	Business Personalty Replacement Taxes	49,345.00	County Taxes .77	177,763.96
Collection of Taxes	2,900.00	Taxes from Public Utilities	16,231.10	County Library Taxes .03	6,958.95
Planning, Housing & Development	2,000.00	Other Miscellaneous Tax Revenues		Local Municipal Purpose Taxes .33	76,615.77
Human Resources		State Aid Revenues	9,177.71	Veteran & Senior Citizen Taxes .06	12,940.00
Elections		Federal Aid Revenues		Total Taxes for Rate Computation 3.55	816,098.62
General Administration (other)	31,050.00	State and Local Fiscal Assistance Act Utilized	82,874.00	Special District Taxes	
<b>JUDICIARY</b>		Sale of Acquired Property		Bank Stock Taxes	567.45
Municipal Courts	2,240.00	Other Miscellaneous Revenues	65,296.57	Added and Omitted Taxes	20,440.35
<b>PUBLIC SAFETY</b>		Other Revenues, Revenue Sharing Tax Effort	8,980.82	Total Taxes Levied - ABSTRACT	824,166.42
Fire Protection	19,000.00	Total	1,017,947.63	Total Taxes Billed	832,245.84
Police Protection	61,637.00	Prior Years Surplus Appropriated	21,737.54	1973 TAXES COLLECTED	767,709.12
Civil Defense & Disaster Control	750.00	REVENUES TOTAL	1,039,685.17	1973 Taxes Cancelled, Abated or Adjusted	
Environmental Inspection & Control	1,450.00	CAPITAL OUTLAY TOTAL	33,996.15	Transfer to Tax Title Liens or Foreclosed	
Other Public Safety		Public Enterprises		Balance Outstanding Dec. 31, 1973	64,536.72
<b>PUBLIC WORKS</b>		Recreation—Culture		<b>PRIOR YEARS TAXES OUTSTANDING</b>	
Streets and Drainage	45,275.00	Public Works		Balance January 1, 1973	28,856.38
Sewers and Sewage Processing		Buildings and Grounds	33,996.15	Collected in 1973	18,363.31
Garbage and Trash Disposal	18,150.00	Library and Education		Cancelled, Abated or Adjusted 1973	
Public Buildings and Grounds	9,000.00	Conservation		Transfers to Tax Title Liens or Foreclosed	
Other Public Works		All Other		Balance December 31, 1973	10,493.07
<b>HEALTH and WELFARE</b>		CAPITAL DEBT AUTHORIZED, DECEMBER 31, 1973		<b>TAX TITLE LIENS OUTSTANDING</b>	
Health Services Except Environmental	1,900.00	ISSUED AND UNISSUED		Balance January 1, 1973	585.30
Welfare-Public Assistance	50.00	School	525,000	Transfers From Taxes	
Hospitals, Clinics, First Aid		Self-liquidating		Redeemed in 1973	
Animal, Insect, & Rodent Control	350.00	Other	75,000	Cancelled, Abated or Adjusted (1973)	
Other Welfare Services	2,500.00	Total	600,000	Transfers to Foreclosed Property	
<b>RECREATION and CONSERVATION</b>		ISSUED AND OUTSTANDING		Balance December 31, 1973	585.30
Beaches and Boardwalks		School	405,000.00	<b>PROPERTY ACQUIRED BY DEED OR FORECLOSURE</b>	
Parks, Playgrounds, Shade Trees	18,500.00	Self-Liquidating		Balance January 1, 1973	100.00
Land Reclamation & Conservation		Other	75,000.00	Transfers From Taxes or Liens	
Other Recreational Services	300.00	Total	480,000.00	Sale for Cash (1973)	
<b>EDUCATION (excluding schools)</b>		EQUALIZED VALUATION BASIS		Cancelled, Abated or Adjusted (1973)	
Libraries		FOR NET DEBT COMPUTATION	21,088,627.67	Balance December 31, 1973	100.00
Other Educational Services		REAL PROPERTY VALUATIONS		<b>CURRENT FINANCES DECEMBER 31, 1973</b>	
<b>STATUTORY EXPENDITURES</b>		Code Class # of Parcels % VAL'N		ASSETS	
Pensions & F. I. C. A.	9,600.00	1 Vacant Land 85 1.72	202,000.00	Cash Dec. 31, 1973	278,671.19
Employee Fringe Benefits	2,500.00	2 Residential 690 65.74	7,705,850.00	Taxes Receivable	75,029.79
Other Statutory Expenditures		3 Farm		Tax Title Liens	585.30
<b>MUNICIPAL FUNCTIONS</b>		4a Commercial 25 3.94	452,000.00	Foreclosed Property	100.00
CAPITAL IMPROVEMENTS *MEMO*	25,209.00	4b Industrial 2 28.60	3,354,000.00	Emergencies & Other Deferred Charges	
<b>DEBT SERVICE</b>		4c Apartments		State Aid Receivable	18,188.87
Principal Payments	33,000.00	Total 802	11,727,850.00	Other Receivables	11,139.09
Interest Payments	5,175.00	Land Area 2.20 Sq. Miles		Total	383,714.24
<b>DEFERRED CHARGES</b>		Net Valuation Taxable-Municipal	11,770,493.00	<b>LIABILITIES, RESERVES, AND SURPLUS</b>	
SCHOOL, COUNTY, SPECIAL DISTRICT TAXES	726,542.85	Net Valuation Taxable-County	21,632,782.00	Cash Liabilities	150,735.64
RESERVE FOR UNCOLLECTED TAXES	40,292.38	State Equalized Valuation	22,917,564.00	Reserves for Receivables	86,854.18
EMERGENCY EMPLOYMENT ACT OF 1971	3,500.00	State Equalization Ratio	51.27	Surplus Dec. 31, 1973	146,124.42
<b>EXPENDITURES TOTAL</b>	1,056,211.64			Total	383,714.24

0243

Population 1970 3,935  
 Population 1973 4,060  
 S & P Rating  
 Moody Rating BAA

General Tax Rate Per \$100 3.59  
 State Equalized Tax Rate 2.87

OLD TAPPAN BOROUGH — BERGEN COUNTY  
 Form of Government:  
 Borough Council  
 Number of Members on Governing Body 6

PER CAPITA:  
 Gross Debt 447.87  
 Net Debt 139.16  
 Debt Service 14.08  
 Total Tax Levy 493.25  
 Municipal Expenditures 189.38

PER CENT:  
 Gross Debt 2.95  
 Net Debt .92  
 Tax Levy Collected 94.48  
 Tax Levy Cancelled, Abated or Adjusted .33

EXPENDITURES		REVENUES-REALIZED		1973 PROPERTY TAX	
GENERAL GOVERNMENT				STATE EQUALIZED TAX RATE	
Governing Body & Public Boards		1973 Property Taxes Collected	1,897,107.23	Local District School Taxes 1.37	956,931.00
Municipal Clerk		1973 Payments in Lieu of Taxes		Regional & Consolidated School Tax .93	647,442.55
Financial Administration	2,800.00	Delinquent Tax & Lien Collections	98,668.36	School Taxes in Municipal Budget	
Assessment of Taxes	5,210.00	Business Personalty Replacement Taxes	24,337.51	County Taxes .35	245,557.72
Collection of Taxes	5,460.00	Taxes from Public Utilities	241,124.20	County Library Taxes	
Planning, Housing & Development	2,645.00	Other Miscellaneous Tax Revenues		Local Municipal Purpose Taxes .19	134,562.73
Human Resources		State Aid Revenues	17,444.91	Veteran & Senior Citizen Taxes .03	22,820.00
Elections		Federal Aid Revenues		Total Taxes for Rate Computation 2.87	2,007,314.00
General Administration (other)	65,783.40	State and Local Fiscal Assistance Act Utilized	26,176.50	Special District Taxes	888.56
JUDICIARY		Sale of Acquired Property		Bank Stock Taxes	17,220.09
Municipal Courts	2,250.00	Other Miscellaneous Revenues	138,559.90	Added and Omitted Taxes	
PUBLIC SAFETY		Other Revenues, Revenue Sharing Tax Effort	20,028.46	Total Taxes Levied - ABSTRACT	2,002,602.65
Fire Protection	38,766.50	Total	2,463,447.07	Total Taxes Billed	2,007,887.93
Police Protection	153,790.00	Prior Years Surplus Appropriated	150,000.00	1973 TAXES COLLECTED	1,897,107.23
Civil Defense & Disaster Control	1,650.00	REVENUES TOTAL	2,613,447.07	1973 Taxes Cancelled, Abated or Adjusted	6,668.18
Environmental Inspection & Control	3,900.00	CAPITAL OUTLAY TOTAL	20,290.28	Transfer to Tax Title Liens or Foreclosed	262.07
Other Public Safety				Balance Outstanding Dec. 31, 1973	103,850.45
PUBLIC WORKS				PRIOR YEARS TAXES OUTSTANDING	
Streets and Drainage	111,544.00	Public Enterprises		Balance January 1, 1973	179,656.90
Sewers and Sewage Processing		Recreation—Culture		Collected in 1973	88,712.06
Garbage and Trash Disposal	15,640.00	Public Works	11,500.00	Cancelled, Abated or Adjusted 1973	98.70
Public Buildings and Grounds	2,450.00	Buildings and Grounds	8,790.28	Transfers to Tax Title Liens or Foreclosed	
Other Public Works		Library and Education		Balance December 31, 1973	90,846.14
HEALTH and WELFARE		Conservation		TAX TITLE LIENS OUTSTANDING	
Health Services Except Environmental	13,310.00	All Other		Balance January 1, 1973	10,420.44
Welfare-Public Assistance	220.00	CAPITAL DEBT AUTHORIZED, DECEMBER 31, 1973		Transfers From Taxes	401.59
Hospitals, Clinics, First Aid	300.00	ISSUED AND UNISSUED		Redeemed in 1973	9,956.30
Animal, Insect, & Rodent Control		School	1,253,343	Cancelled, Abated or Adjusted (1973)	
Other Welfare Services		Self-liquidating		Transfers to Foreclosed Property	
RECREATION and CONSERVATION		Other	565,000	Balance December 31, 1973	865.73
Beaches and Boardwalks		Total	1,818,343	PROPERTY ACQUIRED BY DEED OR	
Parks, Playgrounds, Shade Trees	23,060.00			FORECLOSURE	
Land Reclamation & Conservation		ISSUED AND OUTSTANDING		Balance January 1, 1973	397,900.00
Other Recreational Services	73,142.00	School	1,253,343.78	Transfers From Taxes or Liens	
EDUCATION (excluding schools)		Self-Liquidating		Sale for Cash (1973)	
Libraries	17,946.00	Other	565,000.00	Cancelled, Abated or Adjusted (1973)	
Other Educational Services		Total	1,818,343.78	Balance December 31, 1973	397,900.00
STATUTORY EXPENDITURES		EQUALIZED VALUATION BASIS		CURRENT FINANCES DECEMBER 31, 1973	
Pensions & F. I. C. A.	23,500.00	FOR NET DEBT COMPUTATION	61,653,702.00	ASSETS	
Employee Fringe Benefits	5,963.03	REAL PROPERTY VALUATIONS		Cash Dec. 31, 1973	345,205.19
Other Statutory Expenditures		Code Class # of Parcels % VAL'N	ASSESSED VALUATION	Taxes Receivable	154,696.59
MUNICIPAL FUNCTIONS TOTAL	569,329.93	1 Vacant Land 257 8.07	4,508,600.00	Tax Title Liens	865.73
CAPITAL IMPROVEMENTS *MEMO*	96,650.00	2 Residential 1051 79.09	44,186,400.00	Foreclosed Property	397,900.00
DEBT SERVICE		3 Farm 24 .93	518,600.00	Emergencies & Other Deferred Charges	10,668.46
Principal Payments	20,000.00	4a Commercial 82 11.91	6,654,800.00	State Aid Receivable	6,542.54
Interest Payments	37,147.50	4b Industrial		Other Receivables	1,569.23
		4c Apartments		Total	957,447.74
DEFERRED CHARGES	7,636.72	Total 1414	55,868,400.00	LIABILITIES, RESERVES, AND SURPLUS	
SCHOOL, COUNTY, SPECIAL DISTRICT TAXES	1,849,931.27	Land Area 3.10 Sq. Miles		Cash Liabilities	157,867.45
RESERVE FOR UNCOLLECTED TAXES	134,776.97	Net Valuation Taxable-Municipal	56,060,057.00	Reserves for Receivables	595,031.55
EMERGENCY EMPLOYMENT ACT OF 1971		Net Valuation Taxable-County	64,314,935.00	Surplus Dec. 31, 1973	204,548.74
EXPENDITURES TOTAL	2,618,822.39	State Equalized Valuation	69,879,071.00	Total	957,447.74
		State Equalization Ratio	80.17		

1706

Population 1970 2,095  
 Population 1973 2,130  
 S & P Rating  
 Moody Rating

General Tax Rate Per \$100. 4.33  
 State Equalized Tax Rate 2.58

**OLDMANS TOWNSHIP — SALEM COUNTY**  
 Form of Government:  
 Township Committee  
 Number of Members on Governing Body 3

PER CAPITA:  
 Gross Debt 192.17  
 Net Debt 16.11  
 Debt Service 247.45  
 Total Tax Levy 77.28  
 Municipal Expenditures

PER CENT:  
 Gross Debt 2.71  
 Net Debt .23  
 Tax Levy Collected 90.33  
 Tax Levy Cancelled, Abated or Adjusted

EXPENDITURES		REVENUES-REALIZED		1973 PROPERTY TAX	
<b>GENERAL GOVERNMENT</b>				STATE EQUALIZED TAX RATE 2.14	
Governing Body & Public Boards	2,600.00	1973 Property Taxes Collected 488,427.01		Local District School Taxes	382,559.50
Municipal Clerk	1,600.00	1973 Payments in Lieu of Taxes		Regional & Consolidated School Tax	
Financial Administration	6,200.00	Delinquent Tax & Lien Collections 48,801.83		School Taxes in Municipal Budget	
Assessment of Taxes	2,150.00	Business Personalty Replacement Taxes 27,232.46		County Taxes .79	141,392.82
Collection of Taxes	3,400.00	Taxes from Public Utilities 56,013.78		County Library Taxes	
Planning, Housing & Development	700.00	Other Miscellaneous Tax Revenues		Local Municipal Purpose Taxes	-1,155.53
Human Resources		State Aid Revenues 7,284.23		Veteran & Senior Citizen Taxes .05	9,790.00
Elections		Federal Aid Revenues		Total Taxes for Rate Computation 2.98	532,986.79
General Administration (other)	13,138.00	State and Local Fiscal Assistance Act Utilized 26,411.00		Special District Taxes	
<b>JUDICIARY</b>		Sale of Acquired Property		Bank Stock Taxes	1,155.53
Municipal Courts	3,550.00	Other Miscellaneous Revenues 31,341.14		Added and Omitted Taxes	2,715.32
<b>PUBLIC SAFETY</b>		Other Revenues, Revenue Sharing Tax Effort		Total Taxes Levied - ABSTRACT	527,067.64
Fire Protection	14,499.50	Total 685,511.45		Total Taxes Billed	540,697.64
Police Protection	3,025.00	Prior Years Surplus Appropriated		1973 TAXES COLLECTED	488,427.01
Civil Defense & Disaster Control	150.00	REVENUES TOTAL 685,511.45		1973 Taxes Cancelled, Abated or Adjusted	
Environmental Inspection & Control	625.00	CAPITAL OUTLAY TOTAL		Transfer to Tax Title Liens or Foreclosed	116.91
Other Public Safety		Public Enterprises		Balance Outstanding Dec. 31, 1973	52,153.72
<b>PUBLIC WORKS</b>		Recreation—Culture		<b>PRIOR YEARS TAXES OUTSTANDING</b>	
Streets and Drainage	27,575.50	Public Works		Balance January 1, 1973	48,801.83
Sewers and Sewage Processing		Buildings and Grounds		Collected in 1973	48,801.83
Garbage and Trash Disposal	7,000.00	Library and Education		Cancelled, Abated or Adjusted 1973	
Public Buildings and Grounds	3,712.00	Conservation		Transfers to Tax Title Liens or Foreclosed	
Other Public Works		All Other		Balance December 31, 1973	
<b>HEALTH and WELFARE</b>		CAPITAL DEBT AUTHORIZED, DECEMBER 31, 1973		TAX TITLE LIENS OUTSTANDING	
Health Services Except Environmental	350.00	ISSUED AND UNISSUED GROSS DEBT NET DEBT		Balance January 1, 1973	578.88
Welfare-Public Assistance	1,200.00	School 375,000		Transfers From Taxes	116.91
Hospitals, Clinics, First Aid	600.00	Self-liquidating 34,320		Redeemed in 1973	
Animal, Insect, & Rodent Control	400.00	Other		Cancelled, Abated or Adjusted (1973)	
Other Welfare Services		Total 409,320		Transfers to Foreclosed Property	
<b>RECREATION and CONSERVATION</b>		ISSUED AND OUTSTANDING		Balance December 31, 1973	1,095.79
Beaches and Boardwalks		School 375,000.00		<b>PROPERTY ACQUIRED BY DEED OR FORECLOSURE</b>	
Parks, Playgrounds, Shade Trees	150.00	Self-Liquidating 34,320.28		Balance January 1, 1973	100.00
Land Reclamation & Conservation		Other		Transfers From Taxes or Liens	
Other Recreational Services	350.00	Total 409,320.28		Sale for Cash (1973)	
<b>EDUCATION (excluding schools)</b>		EQUALIZED VALUATION BASIS		Cancelled, Abated or Adjusted (1973)	
Libraries		FOR NET DEBT COMPUTATION 15,090,634.00		Balance December 31, 1973	100.00
Other Educational Services		REAL PROPERTY VALUATIONS		<b>CURRENT FINANCES DECEMBER 31, 1973</b>	
<b>STATUTORY EXPENDITURES</b>		Code Class # of Parcels % VAL'N ASSESSED VALUATION		ASSETS	
Pensions & F. I. C. A.	1,771.00	1 Vacant Land 221 3.66 441,400.00		Cash Dec. 31, 1973	119,993.83
Employee Fringe Benefits		2 Residential 447 35.98 4,343,500.00		Taxes Receivable	52,153.72
Other Statutory Expenditures		3 Farm 293 18.75 2,263,000.00		Tax Title Liens	1,095.79
<b>MUNICIPAL FUNCTIONS</b>		4a Commercial 53 41.61 5,022,468.00		Foreclosed Property	100.00
CAPITAL IMPROVEMENTS *MEMO*	15,700.00	4b Industrial		Emergencies & Other Deferred Charges	
<b>DEBT SERVICE</b>		4c Apartments		State Aid Receivable	23,117.90
Principal Payments		Total 1014 12,070,368.00		Other Receivables	1,059.09
Interest Payments		Land Area 19.40 Sq. Miles		Total	197,520.33
<b>DEFERRED CHARGES</b>		Net Valuation Taxable-Municipal 12,337,224.00		<b>LIABILITIES, RESERVES, AND SURPLUS</b>	
SCHOOL, COUNTY, SPECIAL DISTRICT TAXES	524,352.32	Net Valuation Taxable-County 16,226,690.00		Cash Liabilities	39,186.68
RESERVE FOR UNCOLLECTED TAXES	64,354.75	State Equalized Valuation 17,797,206.00		Reserves for Receivables	54,408.60
<b>EMERGENCY EMPLOYMENT ACT OF 1971</b>		State Equalization Ratio 68.86		Surplus Dec. 31, 1973	103,925.05
<b>EXPENDITURES</b>				Total	197,520.33
TOTAL	688,948.84				

0244

Population 1970 8,910  
 Population 1973 8,925  
 S & P Rating A  
 Moody Rating A

General Tax Rate Per \$100. 3.56  
 State Equalized Tax Rate 2.64

## ORADELL BOROUGH — BERGEN COUNTY

Form of Government:

Borough Council

Number of Members on Governing Body 6

PER CAPITA:  
 Gross Debt 288.73  
 Net Debt 157.69  
 Debt Service 12.60  
 Total Tax Levy 474.30  
 Municipal Expenditures 198.06

PER CENT:  
 Gross Debt 1.78  
 Net Debt .97  
 Tax Levy Collected 97.03  
 Tax Levy Cancelled, Abated or Adjusted .24

EXPENDITURES		REVENUES-REALIZED		1973 PROPERTY TAX	
GENERAL GOVERNMENT		1973 Property Taxes Collected		STATE EQUALIZED TAX RATE	
Governing Body & Public Boards		1973 Payments in Lieu of Taxes	4,115,598.16	Local District School Taxes .56	506,603.00
Municipal Clerk	8,950.00	Delinquent Tax & Lien Collections	63,913.56	Regional & Consolidated School Tax 1.10	1,781,060.59
Financial Administration	15,300.00	Business Personalty Replacement Taxes	38,210.97	School Taxes in Municipal Budget	
Assessment of Taxes	27,500.00	Taxes from Public Utilities	36,841.30	County Taxes .35	562,610.44
Collection of Taxes	1,300.00	Other Miscellaneous Tax Revenues	335,173.39	County Library Taxes	
Planning, Housing & Development	100.00	State Aid Revenues	35,977.16	Local Municipal Purpose Taxes .59	951,445.84
Human Resources	1,300.00	Federal Aid Revenues	6,117.88	Veteran & Senior Citizen Taxes .04	60,610.00
Elections	114,750.00	State and Local Fiscal Assistance Act Utilized	51,000.00	Total Taxes for Rate Computation 2.64	4,262,329.87
General Administration (other)		Sale of Acquired Property		Special District Taxes	
JUDICIARY		Other Miscellaneous Revenues	108,275.11	Bank Stock Taxes	6,624.39
Municipal Courts	11,400.00	Other Revenues, Revenue Sharing Tax Effort	28,188.46	Added and Omitted Taxes	24,814.65
PUBLIC SAFETY		Total	4,819,295.99	Total Taxes Levied - ABSTRACT	4,233,158.91
Fire Protection	59,505.00	Prior Years Surplus Appropriated	335,000.00	Total Taxes Billed	4,241,692.58
Police Protection	346,200.00	REVENUES TOTAL	5,154,295.99	1973 TAXES COLLECTED	4,115,598.16
Civil Defense & Disaster Control		CAPITAL OUTLAY TOTAL	190,218.18	1973 Taxes Cancelled, Abated or Adjusted	10,380.58
Environmental Inspection & Control	5,200.00	Public Enterprises		Transfer to Tax Title Liens or Foreclosed	167.32
Other Public Safety		Recreation—Culture	146,213.26	Balance Outstanding Dec. 31, 1973	115,546.52
PUBLIC WORKS		Public Works	44,004.92	PRIOR YEARS TAXES OUTSTANDING	
Streets and Drainage	148,080.63	Buildings and Grounds		Balance January 1, 1973	150,279.59
Sewers and Sewage Processing	206,549.00	Library and Education		Collected in 1973	38,210.87
Garbage and Trash Disposal	171,200.00	Conservation		Cancelled, Abated or Adjusted 1973	389.16
Public Buildings and Grounds	68,060.00	All Other		Transfers to Tax Title Liens or Foreclosed	
Other Public Works	64,700.00			Balance December 31, 1973	111,679.56
HEALTH and WELFARE				TAX TITLE LIENS OUTSTANDING	
Health Services Except Environmental	21,900.00			Balance January 1, 1973	760.18
Welfare-Public Assistance	1,250.00			Transfers From Taxes	167.32
Hospitals, Clinics, First Aid				Redeemed in 1973	
Animal, Insect, & Rodent Control				Cancelled, Abated or Adjusted (1973)	
Other Welfare Services				Transfers to Foreclosed Property	
RECREATION and CONSERVATION				Balance December 31, 1973	927.50
Beaches and Boardwalks				PROPERTY ACQUIRED BY DEED OR	
Parks, Playgrounds, Shade Trees	52,050.00			FORECLOSURE	
Land Reclamation & Conservation				Balance January 1, 1973	39,938.00
Other Recreational Services	29,250.00			Transfers From Taxes or Liens	
EDUCATION (excluding schools)				Sale for Cash (1973)	
Libraries	80,000.00			Cancelled, Abated or Adjusted (1973)	
Other Educational Services				Balance December 31, 1973	39,938.00
STATUTORY EXPENDITURES				CURRENT FINANCES DECEMBER 31, 1973	
Pensions & F. I. C. A.	68,367.93			ASSETS	
Employee Fringe Benefits	25,760.00			Cash Dec. 31, 1973	1,311,579.22
Other Statutory Expenditures				Taxes Receivable	227,226.08
MUNICIPAL FUNCTIONS TOTAL	1,529,071.56			Tax Title Liens	927.50
CAPITAL IMPROVEMENTS *MEMO*	147,405.63			Foreclosed Property	39,938.00
DEBT SERVICE				Emergencies & Other Deferred Charges	20,372.42
Principal Payments	75,000.00			State Aid Receivable	2,141.44
Interest Payments	37,432.50			Other Receivables	667.84
DEFERRED CHARGES	16,051.74			Total	1,602,852.50
SCHOOL, COUNTY, SPECIAL DISTRICT TAXES	3,250,274.03			LIABILITIES, RESERVES, AND SURPLUS	
RESERVE FOR UNCOLLECTED TAXES	106,128.26			Cash Liabilities	1,024,759.54
EMERGENCY EMPLOYMENT ACT OF 1971	4,000.00			Reserves for Receivables	268,759.42
EXPENDITURES TOTAL	5,017,958.09			Surplus Dec. 31, 1973	309,333.54
				Total	1,602,852.50

0717

Population 1970 32,640  
 Population 1973 33,355  
 S & P Rating AA  
 Moody Rating A

General Tax Rate Per \$100. 9.20  
 State Equalized Tax Rate 7.29

## ORANGE CITY — ESSEX COUNTY

Form of Government:

Commission (1911)

Number of Members on Governing Body 5

PER CAPITA:

Gross Debt 405.50  
 Net Debt 180.19  
 Debt Service 27.83  
 Total Tax Levy 369.99  
 Municipal Expenditures 291.33

PER CENT:

Gross Debt 8.38  
 Net Debt 3.72  
 Tax Levy Collected 92.34  
 Tax Levy Cancelled, Abated or Adjusted 1.52

EXPENDITURES		REVENUES-REALIZED		1973 PROPERTY TAX	
GENERAL GOVERNMENT				STATE EQUALIZED TAX RATE $\frac{7.29}{100}$	
Governing Body & Public Boards	35,600.00	1973 Property Taxes Collected	11,462,952.97	Local District School Taxes	2.92 4,949,600.63
Municipal Clerk	61,670.00	1973 Payments in Lieu of Taxes	11,373.63	Regional & Consolidated School Tax	
Financial Administration	96,828.00	Delinquent Tax & Lien Collections	434,280.96	School Taxes in Municipal Budget	.22 370,934.00
Assessment of Taxes	81,020.00	Business Personalty Replacement Taxes	655,786.30	County Taxes	1.32 2,238,304.96
Collection of Taxes		Taxes from Public Utilities	656,765.42	County Library Taxes	
Planning, Housing & Development	233,675.00	Other Miscellaneous Tax Revenues	6,248.45	Local Municipal Purpose Taxes	2.79 4,728,684.49
Human Resources	87,984.20	State Aid Revenues	1,206,055.40	Veteran & Senior Citizen Taxes	.04 74,700.00
Elections		Federal Aid Revenues	86,028.01	Total Taxes for Rate Computation	7.29 12,362,224.08
General Administration (other)	561,502.00	State and Local Fiscal Assistance Act Utilized	577,387.00	Special District Taxes	
JUDICIARY		Sale of Acquired Property	4,000.00	Bank Stock Taxes	22,363.54
Municipal Courts	74,665.00	Other Miscellaneous Revenues	897,236.06	Added and Omitted Taxes	31,105.20
PUBLIC SAFETY		Other Revenues, Revenue Sharing Tax Effort	166,423.90	Total Taxes Levied - ABSTRACT	12,340,992.82
Fire Protection	1,427,566.00	Total	16,164,538.10	Total Taxes Billed	12,413,650.34
Police Protection	1,799,936.53	Prior Years Surplus Appropriated	450,000.00	1973 TAXES COLLECTED	11,462,952.97
Civil Defense & Disaster Control	3,000.00	REVENUES	16,614,538.10	1973 Taxes Cancelled, Abated or Adjusted	189,220.66
Environmental Inspection & Control	186,094.94	TOTAL	1,856,643.04	Transfer to Tax Title Liens or Foreclosed	168,424.87
Other Public Safety		CAPITAL OUTLAY		Balance Outstanding Dec. 31, 1973	593,056.84
PUBLIC WORKS		Public Enterprises	207,216.32	PRIOR YEARS TAXES OUTSTANDING	
Streets and Drainage	642,154.22	Recreation—Culture	97,157.00	Balance January 1, 1973	1,286,798.58
Sewers and Sewage Processing	179,000.00	Public Works	215,327.17	Collected in 1973	355,675.92
Garbage and Trash Disposal	309,800.00	Buildings and Grounds	12,650.00	Cancelled, Abated or Adjusted 1973	55,647.70
Public Buildings and Grounds	161,068.00	Library and Education	1,324,292.55	Transfers to Tax Title Liens or Foreclosed	29,559.27
Other Public Works		Conservation		Balance December 31, 1973	845,915.69
HEALTH and WELFARE		All Other		TAX TITLE LIENS OUTSTANDING	
Health Services Except Environmental	267,604.37	CAPITAL DEBT AUTHORIZED, DECEMBER 31, 1973		Balance January 1, 1973	350,147.29
Welfare-Public Assistance	183,843.00	ISSUED AND UNISSUED		Transfers From Taxes	239,980.31
Hospitals, Clinics, First Aid	18,000.00	School	5,948,200	Redeemed in 1973	78,605.04
Animal, Insect, & Rodent Control	17,100.00	Self-liquidating	1,231,450	Cancelled, Abated or Adjusted (1973)	
Other Welfare Services		Other	6,345,700	Transfers to Foreclosed Property	7,383.90
RECREATION and CONSERVATION		Total	13,525,350	Balance December 31, 1973	504,138.66
Beaches and Boardwalks		ISSUED AND OUTSTANDING		PROPERTY ACQUIRED BY DEED OR	
Parks, Playgrounds, Shade Trees	168,147.00	School	5,948,200.00	FORECLOSURE	
Land Reclamation & Conservation		Self-Liquidating	1,230,000.00	Balance January 1, 1973	46,016.10
Other Recreational Services	231,287.00	Other	2,642,000.00	Transfers From Taxes or Liens	7,383.90
EDUCATION (excluding schools)		Total	9,820,200.00	Sale for Cash (1973)	4,000.00
Libraries	202,069.36	EQUALIZED VALUATION BASIS		Cancelled, Abated or Adjusted (1973)	4,700.00
Other Educational Services		FOR NET DEBT COMPUTATION	161,390,306.33	Balance December 31, 1973	44,700.00
STATUTORY EXPENDITURES		REAL PROPERTY VALUATIONS		CURRENT FINANCES DECEMBER 31, 1973	
Pensions & F. I. C. A.	605,510.00	Code Class # of Parcels % VAL'N	ASSESSED VALUATION	ASSETS	
Employee Fringe Benefits	146,700.00	1 Vacant Land 319 1.14	1,512,600.00	Cash Dec. 31, 1973	1,566,592.26
Other Statutory Expenditures		2 Residential 3926 46.26	61,143,500.00	Taxes Receivable	1,438,972.53
MUNICIPAL FUNCTIONS	TOTAL 7,722,224.62	3 Farm		Tax Title Liens	504,138.66
CAPITAL IMPROVEMENTS	*MEMO* 23,562.22	4a Commercial 447 20.16	26,651,900.00	Foreclosed Property	44,700.00
DEBT SERVICE		4b Industrial 61 6.21	8,214,100.00	Emergencies & Other Deferred Charges	187,531.91
Principal Payments	461,000.00	4c Apartments 207 26.22	34,659,700.00	State Aid Receivable	35,168.90
Interest Payments	467,219.34	Total 4950	132,181,800.00	Other Receivables	48,623.24
TYPE I SCHL DEBT *MEMO	627,344.46	Land Area 2.20 Sq. Miles		Total	3,825,727.50
DEFERRED CHARGES	243,053.04	Net Valuation Taxable-Municipal	134,373,000.00	LIABILITIES, RESERVES, AND SURPLUS	
SCHOOL, COUNTY, SPECIAL DISTRICT TAXES	7,558,839.59	Net Valuation Taxable-County	171,136,867.00	Cash Liabilities	1,423,254.90
RESERVE FOR UNCOLLECTED TAXES	742,000.00	State Equalized Valuation	169,025,648.00	Reserves for Receivables	2,036,434.43
EMERGENCY EMPLOYMENT ACT OF 1971	81,778.23	State Equalization Ratio	79.34	Surplus Dec. 31, 1973	366,038.17
EXPENDITURES	TOTAL 17,276,114.82			Total	3,825,727.50

1971/3000

\* ABOVE DEBT SERVICE INCLUDES TYPE I SCHOOL DEBT

2117

Population 1970 1,745  
 Population 1973 1,960  
 S & P Rating  
 Moody Rating

General Tax Rate Per \$100. 4.95  
 State Equalized Tax Rate 3.95

# OXFORD TOWNSHIP — WARREN COUNTY

Form of Government:

Township Committee

Number of Members on Governing Body 3

PER CAPITA:		PER CENT:	
Gross Debt	132.14	Gross Debt	2.64
Net Debt	36.73	Net Debt	.73
Debt Service	2.25	Tax Levy Collected	83.21
Total Tax Levy	243.04	Tax Levy Cancelled, Abated or Adjusted	.75
Municipal Expenditures	130.72		

EXPENDITURES		REVENUES-REALIZED		1973 PROPERTY TAX	
GENERAL GOVERNMENT				STATE EQUALIZED TAX RATE 2.37	
Governing Body & Public Boards	1,800.00	1973 Property Taxes Collected 397,490.00		Local District School Taxes	286,882.00
Municipal Clerk	2,140.00	1973 Payments in Lieu of Taxes		Regional & Consolidated School Tax	
Financial Administration	3,754.00	Delinquent Tax & Lien Collections 56,908.02		School Taxes in Municipal Budget	
Assessment of Taxes	2,385.00	Business Personalty Replacement Taxes 27,978.00		County Taxes	77,648.35
Collection of Taxes	3,540.00	Taxes from Public Utilities 26,307.06		County Library Taxes	2,569.31
Planning, Housing & Development	5,465.00	Other Miscellaneous Tax Revenues		Local Municipal Purpose Taxes	97,794.30
Human Resources		State Aid Revenues 29,906.47		Veteran & Senior Citizen Taxes	13,800.00
Elections		Federal Aid Revenues		Total Taxes for Rate Computation	478,693.96
General Administration (other)	23,850.00	State and Local Fiscal Assistance Act Utilized 10,471.00		Special District Taxes	
JUDICIARY		Sale of Acquired Property		Bank Stock Taxes	738.70
Municipal Courts	6,500.00	Other Miscellaneous Revenues 31,027.36		Added and Omitted Taxes	10,719.47
PUBLIC SAFETY		Other Revenues, Revenue Sharing Tax Effort 8,058.27		Total Taxes Levied - ABSTRACT	476,352.13
Fire Protection	2,000.00	Total 588,146.18		Total Taxes Billed	477,720.18
Police Protection	19,480.00	Prior Years Surplus Appropriated		1973 TAXES COLLECTED	397,490.00
Civil Defense & Disaster Control	50.00	TOTAL 588,146.18		1973 Taxes Cancelled, Abated or Adjusted	3,579.84
Environmental Inspection & Control	800.00	REVENUES		Transfer to Tax Title Liens or Foreclosed	2,739.33
Other Public Safety		CAPITAL OUTLAY TOTAL 2,686.20		Balance Outstanding Dec. 31, 1973	73,911.01
PUBLIC WORKS		Public Enterprises		PRIOR YEARS TAXES OUTSTANDING	
Streets and Drainage	57,937.77	Recreation—Culture		Balance January 1, 1973	61,839.69
Sewers and Sewage Processing		Public Works		Collected in 1973	56,908.02
Garbage and Trash Disposal	18,500.00	Buildings and Grounds 2,386.20		Cancelled, Abated or Adjusted 1973	1,552.39
Public Buildings and Grounds		Library and Education		Transfers to Tax Title Liens or Foreclosed	2,098.96
Other Public Works		Conservation 300.00		Balance December 31, 1973	1,280.32
HEALTH and WELFARE		All Other		TAX TITLE LIENS OUTSTANDING	
Health Services Except Environmental	200.00	CAPITAL DEBT AUTHORIZED, DECEMBER 31, 1973		Balance January 1, 1973	4,188.71
Welfare-Public Assistance	465.00	ISSUED AND UNISSUED GROSS DEBT NET DEBT		Transfers From Taxes	5,184.18
Hospitals, Clinics, First Aid		School 187,000		Redeemed in 1973	
Animal, Insect, & Rodent Control	100.00	Self-liquidating 72,000 72,000		Cancelled, Abated or Adjusted (1973)	
Other Welfare Services		Other 72,000 72,000		Transfers to Foreclosed Property	
RECREATION and CONSERVATION		Total 259,000 72,000		Balance December 31, 1973	9,372.89
Beaches and Boardwalks		ISSUED AND OUTSTANDING		PROPERTY ACQUIRED BY DEED OR FORECLOSURE	
Parks, Playgrounds, Shade Trees		School		Balance January 1, 1973	
Land Reclamation & Conservation		Self-Liquidating		Transfers From Taxes or Liens	
Other Recreational Services	500.00	Other 72,000.00 72,000.00		Sale for Cash (1973)	
EDUCATION (excluding schools)		Total 72,000.00		Cancelled, Abated or Adjusted (1973)	
Libraries	1,500.00	EQUALIZED VALUATION BASIS		Balance December 31, 1973	
Other Educational Services		FOR NET DEBT COMPUTATION 9,827,972.33		CURRENT FINANCES DECEMBER 31, 1973	
STATUTORY EXPENDITURES		REAL PROPERTY VALUATIONS		ASSETS	
Pensions & F. I. C. A.	4,100.00	Code Class # of Parcels % VAL'N ASSESSED VALUATION		Cash Dec. 31, 1973	290,381.78
Employee Fringe Benefits	600.00	1 Vacant Land 221 10.83 1,031,300.00		Taxes Receivable	75,191.33
Other Statutory Expenditures		2 Residential 479 63.95 6,090,108.00		Tax Title Liens	9,372.89
MUNICIPAL FUNCTIONS		3 Farm 66 8.67 825,611.00		Foreclosed Property	
CAPITAL IMPROVEMENTS * MEMO *	22,777.77	4a Commercial 30 5.84 556,373.00		Emergencies & Other Deferred Charges	84,642.05
DEBT SERVICE		4b Industrial 13 9.91 944,136.00		State Aid Receivable	10,689.29
Principal Payments	2,000.00	4c Apartments 4 .80 76,100.00		Other Receivables	12,887.70
Interest Payments	2,409.44	Total 813 9,523,628.00		Total	483,165.04
DEFERRED CHARGES		Land Area 5.70 Sq. Miles		LIABILITIES, RESERVES, AND SURPLUS	
SCHOOL, COUNTY, SPECIAL DISTRICT TAXES	367,099.56	Net Valuation Taxable-Municipal 9,675,802.00		Cash Liabilities	241,065.48
RESERVE FOR UNCOLLECTED TAXES	93,082.99	Net Valuation Taxable-County 10,135,637.00		Reserves for Receivables	97,451.52
EMERGENCY EMPLOYMENT ACT OF 1971		State Equalized Valuation 12,061,175.00		Surplus Dec. 31, 1973	144,647.64
EXPENDITURES TOTAL	623,315.60	State Equalization Ratio 79.97		Total	483,165.04

2118

Population 1970 70  
 Population 1973 70  
 S & P Rating  
 Moody Rating

General Tax Rate Per \$100. 2.18  
 State Equalized Tax Rate .72

**PAHAQUARRY TOWNSHIP — WARREN COUNTY**  
 Form of Government: COUNTY  
 Township Committee  
 Number of Members on Governing Body 3

PER CAPITA:  
 Gross Debt  
 Net Debt  
 Debt Service  
 Total Tax Levy 86.13  
 Municipal Expenditures 319.86

PER CENT:  
 Gross Debt  
 Net Debt  
 Tax Levy Collected 27.09  
 Tax Levy Cancelled, Abated or Adjusted .36

EXPENDITURES		REVENUES-REALIZED		1973 PROPERTY TAX	
<b>GENERAL GOVERNMENT</b>				<b>STATE EQUALIZED TAX RATE</b> →	
Governing Body & Public Boards		1973 Property Taxes Collected	1,633.44	Local District School Taxes	
Municipal Clerk		1973 Payments in Lieu of Taxes		Regional & Consolidated School Tax	
Financial Administration	1,600.00	Delinquent Tax & Lien Collections		School Taxes in Municipal Budget	
Assessment of Taxes	750.00	Business Personalty Replacement Taxes	396.00	County Taxes	.70 5,837.02
Collection of Taxes	750.00	Taxes from Public Utilities	9,458.65	County Library Taxes	.32 191.74
Planning, Housing & Development		Other Miscellaneous Tax Revenues		Local Municipal Purpose Taxes	
Human Resources		State Aid Revenues	12,579.00	Veteran & Senior Citizen Taxes	
Elections		Federal Aid Revenues		Total Taxes for Rate Computation	.72 6,028.76
General Administration (other)	4,300.00	State and Local Fiscal Assistance Act Utilized		Special District Taxes	
<b>JUDICIARY</b>		Sale of Acquired Property	226.37	Bank Stock Taxes	
Municipal Courts		Other Miscellaneous Revenues	200.00	Added and Omitted Taxes	
<b>PUBLIC SAFETY</b>		Other Revenues, Revenue Sharing Tax Effort	24,493.46	Total Taxes Levied - ABSTRACT	6,028.76
Fire Protection	100.00	Prior Years Surplus Appropriated	2,575.00	Total Taxes Billed	6,030.50
Police Protection	50.00	REVENUES TOTAL	27,068.46	1973 TAXES COLLECTED	1,633.44
Civil Defense & Disaster Control				1973 Taxes Cancelled, Abated or Adjusted	21.80
Environmental Inspection & Control				Transfer to Tax Title Liens or Foreclosed	
Other Public Safety				Balance Outstanding Dec. 31, 1973	4,375.26
<b>PUBLIC WORKS</b>		<b>CAPITAL OUTLAY TOTAL</b>		<b>PRIOR YEARS TAXES OUTSTANDING</b>	
Streets and Drainage	14,000.00	Public Enterprises		Balance January 1, 1973	4,590.92
Sewers and Sewage Processing		Recreation—Culture		Collected in 1973	23.75
Garbage and Trash Disposal		Public Works		Cancelled, Abated or Adjusted 1973	
Public Buildings and Grounds		Buildings and Grounds		Transfers to Tax Title Liens or Foreclosed	
Other Public Works		Library and Education		Balance December 31, 1973	4,567.17
<b>HEALTH and WELFARE</b>		Conservation		<b>TAX TITLE LIENS OUTSTANDING</b>	
Health Services Except Environmental		All Other		Balance January 1, 1973	
Welfare-Public Assistance				Transfers From Taxes	
Hospitals, Clinics, First Aid	50.00			Redeemed in 1973	
Animal, Insect, & Rodent Control				Cancelled, Abated or Adjusted (1973)	
Other Welfare Services				Transfers to Foreclosed Property	
<b>RECREATION and CONSERVATION</b>				Balance December 31, 1973	
Beaches and Boardwalks				<b>PROPERTY ACQUIRED BY DEED OR</b>	
Parks, Playgrounds, Shade Trees				<b>FORECLOSURE</b>	
Land Reclamation & Conservation				Balance January 1, 1973	
Other Recreational Services				Transfers From Taxes or Liens	
<b>EDUCATION (excluding schools)</b>				Sale for Cash (1973)	
Libraries				Cancelled, Abated or Adjusted (1973)	
Other Educational Services				Balance December 31, 1973	
<b>STATUTORY EXPENDITURES</b>				<b>CURRENT FINANCES DECEMBER 31, 1973</b>	
Pensions & F. I. C. A.	490.00			<b>ASSETS</b>	
Employee Fringe Benefits				Cash Dec. 31, 1973	8,469.22
Other Statutory Expenditures				Taxes Receivable	8,842.43
<b>MUNICIPAL FUNCTIONS</b>				Tax Title Liens	
<b>CAPITAL IMPROVEMENTS</b>				Foreclosed Property	
<b>DEBT SERVICE</b>				Emergencies & Other Deferred Charges	
Principal Payments				State Aid Receivable	6,289.50
Interest Payments				Other Receivables	
<b>DEFERRED CHARGES</b>				Total	23,601.15
SCHOOL, COUNTY, SPECIAL DISTRICT TAXES	6,028.76			<b>LIABILITIES, RESERVES, AND SURPLUS</b>	
RESERVE FOR UNCOLLECTED TAXES	300.00			Cash Liabilities	3,246.24
EMERGENCY EMPLOYMENT ACT OF 1971				Reserves for Receivables	8,842.43
<b>EXPENDITURES TOTAL</b>	28,418.76			Surplus Dec. 31, 1973	11,512.48
				Total	23,601.15

0245

Population 1970 13,375  
 Population 1973 13,565  
 S & P Rating A  
 Moody Rating A

General Tax Rate Per \$100. 3.47  
 State Equalized Tax Rate 2.50

PALISADES PARK BOROUGH — BERGEN CO.  
 Form of Government:  
 Borough Council  
 Number of Members on Governing Body 6

PER CAPITA: 310.37  
 Gross Debt 79.78  
 Net Debt 7.73  
 Debt Service 293.74  
 Total Tax Levy 133.69  
 Municipal Expenditures

PER CENT: 2.98  
 Gross Debt .77  
 Net Debt 97.84  
 Tax Levy Collected  
 Tax Levy Cancelled, Abated or Adjusted .15

EXPENDITURES		REVENUES-REALIZED		1973 PROPERTY TAX	
GENERAL GOVERNMENT				STATE EQUALIZED TAX RATE — 1.53	
Governing Body & Public Boards		1973 Property Taxes Collected	3,899,594.98	Local District School Taxes	2,440,681.32
Municipal Clerk		1973 Payments in Lieu of Taxes	15,910.13	Regional & Consolidated School Tax	
Financial Administration	7,635.01	Delinquent Tax & Lien Collections	52,024.08	School Taxes in Municipal Budget	
Assessment of Taxes	5,812.00	Business Personality Replacement Taxes	98,194.13	County Taxes	549,989.70
Collection of Taxes	23,397.00	Taxes from Public Utilities	187,585.26	County Library Taxes	
Planning, Housing & Development	3,150.00	Other Miscellaneous Tax Revenues		Local Municipal Purpose Taxes	947,485.03
Human Resources		State Aid Revenues	53,098.53	Veteran & Senior Citizen Taxes	59,700.00
Elections		Federal Aid Revenues	23,885.22	Total Taxes for Rate Computation	3,997,856.05
General Administration (other)	87,281.00	State and Local Fiscal Assistance Act Utilized	182,356.01	Special District Taxes	
JUDICIARY		Sale of Acquired Property		Bank Stock Taxes	6,603.86
Municipal Courts	11,325.00	Other Miscellaneous Revenues	47,181.49	Added and Omitted Taxes	39,776.33
PUBLIC SAFETY		Other Revenues, Revenue Sharing Tax Effort	39,212.27	Total Taxes Levied - ABSTRACT	3,984,536.24
Fire Protection	64,063.00	Total	4,599,042.07	Total Taxes Billed	3,985,754.81
Police Protection	489,205.81	Prior Years Surplus Appropriated	237,890.00	1973 TAXES COLLECTED	3,899,594.98
Civil Defense & Disaster Control	5,467.60	REVENUES TOTAL	4,836,932.07	1973 Taxes Cancelled, Abated or Adjusted	6,129.44
Environmental Inspection & Control	17,600.00	CAPITAL OUTLAY TOTAL	113,731.14	Transfer to Tax Title Liens or Foreclosed	676.65
Other Public Safety				Balance Outstanding Dec. 31, 1973	79,353.74
PUBLIC WORKS				PRIOR YEARS TAXES OUTSTANDING	
Streets and Drainage	391,596.00	Public Enterprises	50.00	Balance January 1, 1973	52,116.46
Sewers and Sewage Processing	8,471.19	Recreation—Culture		Collected in 1973	51,645.65
Garbage and Trash Disposal	109,210.00	Public Works	113,681.14	Cancelled, Abated or Adjusted 1973	10.51
Public Buildings and Grounds	51,375.00	Buildings and Grounds		Transfers to Tax Title Liens or Foreclosed	460.30
Other Public Works		Library and Education		Balance December 31, 1973	
HEALTH and WELFARE		Conservation		TAX TITLE LIENS OUTSTANDING	
Health Services Except Environmental	31,045.00	All Other		Balance January 1, 1973	428.97
Welfare-Public Assistance	11,877.00	CAPITAL DEBT AUTHORIZED, DECEMBER 31, 1973		Transfers From Taxes	1,196.22
Hospitals, Clinics, First Aid	2,100.00	ISSUED AND UNISSUED		Redeemed in 1973	378.43
Animal, Insect, & Rodent Control		GROSS DEBT		Cancelled, Abated or Adjusted (1973)	
Other Welfare Services		School	2,620,000.00	Transfers to Foreclosed Property	
RECREATION and CONSERVATION		Self-liquidating	508,000.00	Balance December 31, 1973	1,246.76
Beaches and Boardwalks		Other	1,082,172.00	PROPERTY ACQUIRED BY DEED OR FORECLOSURE	
Parks, Playgrounds, Shade Trees	14,500.00	Total	4,210,172.00	Balance January 1, 1973	16,947.50
Land Reclamation & Conservation		ISSUED AND OUTSTANDING		Transfers From Taxes or Liens	
Other Recreational Services	62,100.00	School	2,620,000.00	Sale for Cash (1973)	
EDUCATION (excluding schools)		Self-liquidating	508,000.00	Cancelled, Abated or Adjusted (1973)	
Libraries	31,995.00	Other	1,003,090.00	Balance December 31, 1973	16,947.50
Other Educational Services		Total	4,131,090.00	CURRENT FINANCES DECEMBER 31, 1973	
STATUTORY EXPENDITURES		EQUALIZED VALUATION BASIS		ASSETS	
Pensions & F. I. C. A.	59,200.00	FOR NET DEBT COMPUTATION	141,112,755.33	Cash Dec. 31, 1973	528,816.35
Employee Fringe Benefits	28,000.00	REAL PROPERTY VALUATIONS		Taxes Receivable	79,353.74
Other Statutory Expenditures		Code Class # of Parcels % VAL'N		Tax Title Liens	1,246.76
MUNICIPAL FUNCTIONS TOTAL	1,556,805.61	1 Vacant Land 166 1.61	1,851,920.00	Foreclosed Property	16,947.50
CAPITAL IMPROVEMENTS *MEMO*	35,000.00	2 Residential 2324 63.67	73,073,200.00	Emergencies & Other Deferred Charges	
DEBT SERVICE		3 Farm		State Aid Receivable	1,280.00
Principal Payments	70,000.00	4a Commercial 198 10.37	11,902,900.00	Other Receivables	
Interest Payments	34,879.00	4b Industrial 66 12.32	14,139,600.00	Total	627,644.35
DEFERRED CHARGES	12,890.00	4c Apartments 66 12.03	13,806,800.00	LIABILITIES, RESERVES, AND SURPLUS	
SCHOOL, COUNTY, SPECIAL DISTRICT TAXES	2,990,671.02	Total 2820	114,774,420.00	Cash Liabilities	201,470.18
RESERVE FOR UNCOLLECTED TAXES	119,393.11	Land Area 1.30 Sq. Miles		Reserves for Receivables	97,548.00
EMERGENCY EMPLOYMENT ACT OF 1971	19,500.00	Net Valuation Taxable-Municipal	115,235,579.00	Surplus Dec. 31, 1973	328,626.17
EXPENDITURES TOTAL	4,804,138.74	Net Valuation Taxable-County	144,349,698.00	Total	627,644.35
		State Equalized Valuation	159,318,793.00		
		State Equalization Ratio	72.25		

0327

Population 1970 6,985  
 Population 1973 7,290  
 S & P Rating  
 Moody Rating

General Tax Rate Per \$100. 3.65  
 State Equalized Tax Rate 2.96

**PALMYRA BOROUGH — BURLINGTON CO.**  
**Form of Government:**  
**Borough Council**  
**Number of Members on Governing Body 6**

PER CAPITA: 86.53  
 Gross Debt 20.41  
 Net Debt 3.59  
 Debt Service 212.96  
 Total Tax Levy 99.31  
 Municipal Expenditures

PER CENT: 1.40  
 Gross Debt .33  
 Net Debt 96.18  
 Tax Levy Collected  
 Tax Levy Cancelled, Abated or Adjusted .22

EXPENDITURES		REVENUES-REALIZED		1973 PROPERTY TAX	
<b>GENERAL GOVERNMENT</b>				<b>STATE EQUALIZED TAX RATE — 1.74</b>	
Governing Body & Public Boards		1973 Property Taxes Collected	1,492,577.27	Local District School Taxes	884,818.00
Municipal Clerk		1973 Payments in Lieu of Taxes	39,131.13	Regional & Consolidated School Tax	
Financial Administration	7,315.00	Delinquent Tax & Lien Collections	56,089.89	School Taxes in Municipal Budget	
Assessment of Taxes	6,300.00	Business Personalty Replacement Taxes	41,625.22	County Taxes	.64 325,205.72
Collection of Taxes	1,600.00	Taxes from Public Utilities	113,548.96	County Library Taxes	.02 12,064.55
Planning, Housing & Development	3,290.00	Other Miscellaneous Tax Revenues		Local Municipal Purpose Taxes	.46 232,981.28
Human Resources	1,000.00	State Aid Revenues	27,986.17	Veteran & Senior Citizen Taxes	.09 48,150.00
Elections		Federal Aid Revenues	3,649.98	Total Taxes for Rate Computation	2.95 1,503,219.55
General Administration (other)	67,035.00	State and Local Fiscal Assistance Act Utilized	80,695.00	Special District Taxes	
<b>JUDICIARY</b>		Sale of Acquired Property	5,000.00	Bank Stock Taxes	2,424.86
Municipal Courts	10,450.00	Other Miscellaneous Revenues	133,213.13	Added and Omitted Taxes	94,957.57
<b>PUBLIC SAFETY</b>		Other Revenues, Revenue Sharing Tax Effort	20,721.75	Total Taxes Levied - ABSTRACT	1,552,451.98
Fire Protection	17,745.00	Total	2,019,238.55	Total Taxes Billed	1,551,844.50
Police Protection	193,250.00	Prior Years Surplus Appropriated	100,000.00	1973 TAXES COLLECTED	1,492,577.27
Civil Defense & Disaster Control	900.00	REVENUES TOTAL	2,119,238.55	1973 Taxes Cancelled, Abated or Adjusted	3,449.72
Environmental Inspection & Control	4,075.00			Transfer to Tax Title Liens or Foreclosed	3,019.65
Other Public Safety				Balance Outstanding Dec. 31, 1973	52,797.86
<b>PUBLIC WORKS</b>		<b>CAPITAL OUTLAY TOTAL</b>		<b>PRIOR YEARS TAXES OUTSTANDING</b>	
Streets and Drainage	104,100.00	Public Enterprises		Balance January 1, 1973	46,794.86
Sewers and Sewage Processing	50,000.00	Recreation—Culture		Collected in 1973	46,739.18
Garbage and Trash Disposal	61,500.00	Public Works		Cancelled, Abated or Adjusted 1973	
Public Buildings and Grounds	15,000.00	Buildings and Grounds		Transfers to Tax Title Liens or Foreclosed	55.68
Other Public Works		Library and Education		Balance December 31, 1973	
<b>HEALTH and WELFARE</b>		Conservation		<b>TAX TITLE LIENS OUTSTANDING</b>	
Health Services Except Environmental	3,200.00	All Other		Balance January 1, 1973	15,128.32
Welfare-Public Assistance	1,900.00			Transfers From Taxes	3,082.39
Hospitals, Clinics, First Aid		<b>CAPITAL DEBT AUTHORIZED, DECEMBER 31, 1973</b>		Redeemed in 1973	9,350.71
Animal, Insect, & Rodent Control		<b>ISSUED AND UNISSUED GROSS DEBT</b>		Cancelled, Abated or Adjusted (1973)	
Other Welfare Services		School 432,000		Transfers to Foreclosed Property	
<b>RECREATION and CONSERVATION</b>		Self-liquidating 148,790	148,790	Balance December 31, 1973	8,860.00
Beaches and Boardwalks		Other 148,790	148,790	<b>PROPERTY ACQUIRED BY DEED OR FORECLOSURE</b>	
Parks, Playgrounds, Shade Trees	24,500.00	Total 630,790		Balance January 1, 1973	11,700.00
Land Reclamation & Conservation				Transfers From Taxes or Liens	
Other Recreational Services	8,554.20	<b>ISSUED AND OUTSTANDING</b>		Sale for Cash (1973)	5,000.00
<b>EDUCATION (excluding schools)</b>		School 432,000.00		Cancelled, Abated or Adjusted (1973)	
Libraries	1,200.00	Self-liquidating		Balance December 31, 1973	6,700.00
Other Educational Services		Other 83,790.00		<b>CURRENT FINANCES DECEMBER 31, 1973</b>	
<b>STATUTORY EXPENDITURES</b>		Total 570,790.00		<b>ASSETS</b>	
Pensions & F. I. C. A.	29,200.00	<b>EQUALIZED VALUATION BASIS</b>		Cash Dec. 31, 1973	749,921.61
Employee Fringe Benefits	4,000.00	<b>FOR NET DEBT COMPUTATION</b>	45,035,077.00	Taxes Receivable	52,797.86
Other Statutory Expenditures		<b>REAL PROPERTY VALUATIONS</b>		Tax Title Liens	8,860.00
<b>MUNICIPAL FUNCTIONS</b>		Code Class # of Parcels % VAL'N		Foreclosed Property	6,700.00
CAPITAL IMPROVEMENTS	62,750.00	1 Vacant Land 201 3.92	1,597,150.00	Emergencies & Other Deferred Charges	10,665.09
<b>DEBT SERVICE</b>		2 Residential 1895 76.67	31,251,400.00	State Aid Receivable	173.82
Principal Payments	23,931.00	3 Farm		Other Receivables	6,364.56
Interest Payments	2,255.50	4a Commercial 37 8.86	3,610,950.00	Total	835,482.94
<b>DEFERRED CHARGES</b>		4b Industrial 23 4.19	1,706,000.00	<b>LIABILITIES, RESERVES, AND SURPLUS</b>	
SCHOOL, COUNTY, SPECIAL DISTRICT TAXES	1,222,038.27	4c Apartments 41 6.37	2,595,300.00	Cash Liabilities	496,932.47
RESERVE FOR UNCOLLECTED TAXES	72,447.65	Total 2247	40,760,800.00	Reserves for Receivables	74,722.42
EMERGENCY EMPLOYMENT ACT OF 1971	3,649.98	Land Area 1.92 Sq. Miles		Surplus Dec. 31, 1973	263,828.05
<b>EXPENDITURES TOTAL</b>	1,946,072.95	Net Valuation Taxable-Municipal	41,203,458.00	Total	835,482.94
		Net Valuation Taxable-County	52,834,534.00		
		State Equalized Valuation	50,696,490.00		
		State Equalization Ratio	81.11		

0246

Population 1970 28,415  
 Population 1973 28,820  
 S & P Rating A  
 Moody Rating A

General Tax Rate Per \$100. 4.47  
 State Equalized Tax Rate 2.53

**PARAMUS BOROUGH — BERGEN COUNTY**  
 Form of Government:  
 Borough Council  
 Number of Members on Governing Body 6

PER CAPITA: 730.15  
 Gross Debt 53.92  
 Net Debt 4.62  
 Debt Service 551.58  
 Total Tax Levy 201.64  
 Municipal Expenditures

PER CENT: 3.73  
 Gross Debt .28  
 Net Debt 98.19  
 Tax Levy Collected  
 Tax Levy Cancelled, Abated or Adjusted .13

EXPENDITURES		REVENUES-REALIZED		1973 PROPERTY TAX	
<b>GENERAL GOVERNMENT</b>		<b>STATE EQUALIZED TAX RATE</b>		<b>1.72</b>	
Governing Body & Public Boards	15,455.00	1973 Property Taxes Collected	15,626,149.56	Local District School Taxes	10,788,830.96
Municipal Clerk	41,620.00	1973 Payments in Lieu of Taxes	44,878.94	Regional & Consolidated School Tax	
Financial Administration	16,150.00	Delinquent Tax & Lien Collections	205,118.39	School Taxes in Municipal Budget	
Assessment of Taxes	169,650.00	Business Personalty Replacement Taxes	886,592.30	County Taxes	2,250,501.40
Collection of Taxes	73,054.00	Taxes from Public Utilities	839,934.54	County Library Taxes	
Planning, Housing & Development	31,912.00	Other Miscellaneous Tax Revenues		Local Municipal Purpose Taxes	2,610,145.46
Human Resources		State Aid Revenues	159,525.46	Veteran & Senior Citizen Taxes	183,980.00
Elections		Federal Aid Revenues	20,792.96	Total Taxes for Rate Computation	15,873,457.82
General Administration (other)	402,622.00	State and Local Fiscal Assistance Act Utilized	325,218.00	Special District Taxes	
<b>JUDICIARY</b>		Sale of Acquired Property		Bank Stock Taxes	27,067.26
Municipal Courts	34,954.00	Other Miscellaneous Revenues	235,327.73	Added and Omitted Taxes	180,035.73
<b>PUBLIC SAFETY</b>		Other Revenues, Revenue Sharing Tax Effort	315,961.32	Total Taxes Levied - ABSTRACT	15,896,580.81
Fire Protection	202,930.00	Total	18,659,499.20	Total Taxes Billed	15,913,747.97
Police Protection	1,652,184.00	Prior Years Surplus Appropriated	665,000.00	1973 TAXES COLLECTED	15,626,149.56
Civil Defense & Disaster Control	20,917.00	REVENUES TOTAL	19,324,499.20	1973 Taxes Cancelled, Abated or Adjusted	20,128.03
Environmental Inspection & Control	66,695.00	CAPITAL OUTLAY TOTAL	24,812.32	Transfer to Tax Title Liens or Foreclosed	894.00
Other Public Safety		Public Enterprises		Balance Outstanding Dec. 31, 1973	266,576.38
<b>PUBLIC WORKS</b>		Recreation—Culture		<b>PRIOR YEARS TAXES OUTSTANDING</b>	
Streets and Drainage	480,008.00	Public Works	24,812.32	Balance January 1, 1973	197,229.81
Sewers and Sewage Processing		Buildings and Grounds		Collected in 1973	196,674.40
Garbage and Trash Disposal	330,825.00	Library and Education		Cancelled, Abated or Adjusted 1973	
Public Buildings and Grounds	153,952.00	Conservation		Transfers to Tax Title Liens or Foreclosed	457.92
Other Public Works	50,000.00	All Other		Balance December 31, 1973	97.49
<b>HEALTH and WELFARE</b>		<b>CAPITAL DEBT AUTHORIZED, DECEMBER 31, 1973</b>		<b>TAX TITLE LIENS OUTSTANDING</b>	
Health Services Except Environmental	121,881.00	ISSUED AND UNISSUED		Balance January 1, 1973	22,970.47
Welfare-Public Assistance	17,323.00	SCHOOL	12,470,000.00	Transfers From Taxes	1,398.22
Hospitals, Clinics, First Aid	7,000.00	Self-liquidating	7,033,000.00	Redeemed in 1973	8,443.99
Animal, Insect, & Rodent Control		Other	1,540,000.00	Cancelled, Abated or Adjusted (1973)	
Other Welfare Services		Total	21,043,000.00	Transfers to Foreclosed Property	
<b>RECREATION and CONSERVATION</b>		ISSUED AND OUTSTANDING		Balance December 31, 1973	15,924.70
Beaches and Boardwalks		SCHOOL	12,470,000.00	<b>PROPERTY ACQUIRED BY DEED OR FORECLOSURE</b>	
Parks, Playgrounds, Shade Trees	316,626.00	Self-Liquidating	7,031,000.00	Balance January 1, 1973	5,978.00
Land Reclamation & Conservation	4,000.00	Other	1,539,500.00	Transfers From Taxes or Liens	
Other Recreational Services	15,040.00	Total	21,040,500.00	Sale for Cash (1973)	
<b>EDUCATION (excluding schools)</b>		<b>EQUALIZED VALUATION BASIS FOR NET DEBT COMPUTATION</b>	564,863,655.67	Cancelled, Abated or Adjusted (1973)	
Libraries	299,293.44	<b>REAL PROPERTY VALUATIONS</b>		Balance December 31, 1973	5,978.00
Other Educational Services		Code Class # of Parcels % VAL'N		<b>CURRENT FINANCES DECEMBER 31, 1973</b>	
<b>STATUTORY EXPENDITURES</b>		1 Vacant Land 395 2.88		<b>ASSETS</b>	
Pensions & F. I. C. A.	300,855.39	2 Residential 7054 50.15		Cash Dec. 31, 1973	1,516,861.91
Employee Fringe Benefits	107,000.00	3 Farm 33 .16		Taxes Receivable	266,673.87
Other Statutory Expenditures		4a Commercial 409 40.28		Tax Title Liens	15,924.70
<b>MUNICIPAL FUNCTIONS</b>		4b Industrial 50 6.53		Foreclosed Property	5,978.00
CAPITAL IMPROVEMENTS	540,148.00	4c Apartments		Emergencies & Other Deferred Charges	253,500.00
<b>DEBT SERVICE</b>		Total 7941		State Aid Receivable	163,961.10
Principal Payments	49,500.00	Land Area 10.35 Sq. Miles		Other Receivables	36,807.53
Interest Payments	83,740.00	Net Valuation Taxable-Municipal	355,474,762.00	Total	2,259,707.11
<b>DEFERRED CHARGES</b>		Net Valuation Taxable-County	600,813,988.00	<b>LIABILITIES, RESERVES, AND SURPLUS</b>	
SCHOOL, COUNTY, SPECIAL DISTRICT TAXES	13,079,332.36	State Equalized Valuation	624,845,437.00	Cash Liabilities	785,546.04
RESERVE FOR UNCOLLECTED TAXES	550,820.44	State Equalization Ratio	56.65	Reserves for Receivables	325,384.10
EMERGENCY EMPLOYMENT ACT OF 1971	33,773.00			Surplus Dec. 31, 1973	1,148,776.97
<b>EXPENDITURES TOTAL</b>	18,890,692.52			Total	2,259,707.11

0247

Population 1970 8,745  
 Population 1973 9,060  
 S & P Rating  
 Moody Rating

General Tax Rate Per \$100. 4.85  
 State Equalized Tax Rate 3.50

**PARK RIDGE BOROUGH — BERGEN COUNTY**  
 Form of Government:  
 Borough Council  
 Number of Members on Governing Body 6

PER CAPITA:  
 Gross Debt 1,081.51  
 Net Debt 768.32  
 Debt Service 13.78  
 Total Tax Levy 428.45  
 Municipal Expenditures 173.22

PER CENT:  
 Gross Debt 10.05  
 Net Debt 7.14  
 Tax Levy Collected 97.84  
 Tax Levy Cancelled, Abated or Adjusted .01

EXPENDITURES		REVENUES-REALIZED		1973 PROPERTY TAX	
<b>GENERAL GOVERNMENT</b>				<b>STATE EQUALIZED TAX RATE</b> $\frac{2.34}{100}$	
Governing Body & Public Boards	3,000.00	1973 Property Taxes Collected	3,798,520.38	Local District School Taxes	2,601,587.00
Municipal Clerk		1973 Payments in Lieu of Taxes		Regional & Consolidated School Tax	
Financial Administration	3,600.00	Delinquent Tax & Lien Collections	84,034.28	School Taxes in Municipal Budget	
Assessment of Taxes	6,758.00	Business Personality Replacement Taxes	65,508.60	County Taxes	379,092.96
Collection of Taxes	27,574.00	Taxes from Public Utilities	176,507.97	County Library Taxes	
Planning, Housing & Development	17,075.00	Other Miscellaneous Tax Revenues		Local Municipal Purpose Taxes	863,262.37
Human Resources	500.00	State Aid Revenues	40,112.37	Veteran & Senior Citizen Taxes	45,650.00
Elections		Federal Aid Revenues		Total Taxes for Rate Computation	3,889,632.33
General Administration (other)	106,551.00	State and Local Fiscal Assistance Act Utilized	78,000.00	Special District Taxes	
<b>JUDICIARY</b>		Sale of Acquired Property		Bank Stock Taxes	4,609.85
Municipal Courts	8,418.00	Other Miscellaneous Revenues	106,619.21	Added and Omitted Taxes	33,191.51
<b>PUBLIC SAFETY</b>		Other Revenues, Revenue Sharing Tax Effort	55,004.85	Total Taxes Levied - ABSTRACT	3,881,743.69
Fire Protection	30,623.00	Total	4,404,307.66	Total Taxes Billed	3,882,259.33
Police Protection	345,993.00	Prior Years Surplus Appropriated	200,000.00	1973 TAXES COLLECTED	3,798,520.38
Civil Defense & Disaster Control	12,425.00	REVENUES TOTAL	4,604,307.66	1973 Taxes Cancelled, Abated or Adjusted	240.00
Environmental Inspection & Control	10,865.00	CAPITAL OUTLAY TOTAL	870,991.10	Transfer to Tax Title Liens or Foreclosed	5,194.35
Other Public Safety				Balance Outstanding Dec. 31, 1973	78,304.60
<b>PUBLIC WORKS</b>				<b>PRIOR YEARS TAXES OUTSTANDING</b>	
Streets and Drainage	152,765.00	Public Enterprises	2,550.00	Balance January 1, 1973	81,658.40
Sewers and Sewage Processing	53,205.00	Recreation—Culture		Collected in 1973	77,933.24
Garbage and Trash Disposal	180,700.00	Public Works	868,441.10	Cancelled, Abated or Adjusted 1973	746.05
Public Buildings and Grounds	46,838.00	Buildings and Grounds		Transfers to Tax Title Liens or Foreclosed	2,895.05
Other Public Works	21,500.00	Library and Education		Balance December 31, 1973	84.06
<b>HEALTH and WELFARE</b>		Conservation		<b>TAX TITLE LIENS OUTSTANDING</b>	
Health Services Except Environmental	30,213.00	All Other		Balance January 1, 1973	9,552.46
Welfare—Public Assistance	1,975.00	CAPITAL DEBT AUTHORIZED, DECEMBER 31, 1973		Transfers From Taxes	8,545.73
Hospitals, Clinics, First Aid	6,000.00	ISSUED AND UNISSUED		Redeemed in 1973	6,101.04
Animal, Insect, & Rodent Control		School	2,204,000	Cancelled, Abated or Adjusted (1973)	
Other Welfare Services		Self-liquidating	633,520	Transfers to Foreclosed Property	
<b>RECREATION and CONSERVATION</b>		Other	6,960,948	Balance December 31, 1973	11,997.15
Beaches and Boardwalks		Total	9,798,469	<b>PROPERTY ACQUIRED BY DEED OR FORECLOSURE</b>	
Parks, Playgrounds, Shade Trees	21,450.00	ISSUED AND OUTSTANDING		Balance January 1, 1973	34,000.00
Land Reclamation & Conservation		School	1,844,000.00	Transfers From Taxes or Liens	
Other Recreational Services	12,120.00	Self-Liquidating	601,000.00	Sale for Cash (1973)	
<b>EDUCATION (excluding schools)</b>		Other	6,354,500.00	Cancelled, Abated or Adjusted (1973)	
Libraries	37,399.00	Total	8,799,500.00	Balance December 31, 1973	34,000.00
Other Educational Services	200.00	EQUALIZED VALUATION BASIS		<b>CURRENT FINANCES DECEMBER 31, 1973</b>	
<b>STATUTORY EXPENDITURES</b>		FOR NET DEBT COMPUTATION	97,486,370.33	<b>ASSETS</b>	
Pensions & F.I.C.A.	55,568.59	REAL PROPERTY VALUATIONS		Cash Dec. 31, 1973	538,144.75
Employee Fringe Benefits	26,200.00	Code Class # of Parcels % VAL'N		Taxes Receivable	78,388.66
Other Statutory Expenditures		1 Vacant Land 207 2.44	1,939,000.00	Tax Title Liens	11,997.15
<b>MUNICIPAL FUNCTIONS</b>		2 Residential 2193 86.64	68,944,200.00	Foreclosed Property	34,000.00
CAPITAL IMPROVEMENTS *MEMO*	44,012.00	3 Farm 3 .03	23,150.00	Emergencies & Other Deferred Charges	62,532.00
DEBT SERVICE		4a Commercial 74 6.34	5,042,300.00	State Aid Receivable	35,546.85
Principal Payments	117,000.00	4b Industrial 11 1.86	1,477,500.00	Other Receivables	10,699.36
Interest Payments	7,825.00	4c Apartments 7 2.70	2,151,600.00	Total	771,308.77
DEFERRED CHARGES	32,558.00	Total 2495	79,577,750.00	<b>LIABILITIES, RESERVES, AND SURPLUS</b>	
SCHOOL, COUNTY, SPECIAL DISTRICT TAXES	2,980,679.96	Land Area 2.58 Sq. Miles		Cash Liabilities	127,014.30
RESERVE FOR UNCOLLECTED TAXES	192,473.00	Net Valuation Taxable-Municipal	80,205,703.00	Reserves for Receivables	135,085.17
EMERGENCY EMPLOYMENT ACT OF 1971		Net Valuation Taxable-County	99,457,782.00	Surplus Dec. 31, 1973	509,209.30
<b>EXPENDITURES</b>		State Equalized Valuation	110,724,993.00	Total	771,308.77
<b>TOTAL</b>	4,550,051.55	State Equalization Ratio	72.28		

1429

Population 1970 55,460  
 Population 1973 57,510  
 S & P Rating BBB  
 Moody Rating BA

General Tax Rate Per \$100. 3.79  
 State Equalized Tax Rate 3.15

## PARSIPPANY-TROY HILLS — MORRIS COUNTY

Form of Government:

Mayor-Council Plan E (OMCL50)

Number of Members on Governing Body 5

PER CAPITA: 916.11  
 Gross Debt 77.55  
 Net Debt .37  
 Debt Service 342.92  
 Total Tax Levy 91.95  
 Municipal Expenditures

PER CENT: 9.71  
 Gross Debt .82  
 Net Debt 97.73  
 Tax Levy Collected  
 Tax Levy Cancelled, Abated or Adjusted .20

EXPENDITURES		REVENUES-REALIZED		1973 PROPERTY TAX	
GENERAL GOVERNMENT		STATE EQUALIZED TAX RATE		2.22	
Governing Body & Public Boards		1973 Property Taxes Collected	19,336,364.10	Local District School Taxes	13,323,573.50
Municipal Clerk	190,657.00	1973 Payments in Lieu of Taxes		Regional & Consolidated School Tax	
Financial Administration		Delinquent Tax & Lien Collections	532,083.56	School Taxes in Municipal Budget	
Assessment of Taxes	87,393.00	Business Personalty Replacement Taxes	282,968.91	County Taxes	2,585,316.76
Collection of Taxes	19,033.00	Taxes from Public Utilities	645,347.27	County Library Taxes	157,681.29
Planning, Housing & Development	11,700.00	Other Miscellaneous Tax Revenues	218,906.77	Local Municipal Purpose Taxes	2,679,335.35
Human Resources	480,107.00	State Aid Revenues	54,455.74	Veteran & Senior Citizen Taxes	174,760.00
Elections		Federal Aid Revenues	323,140.00	Total Taxes for Rate Computation	18,920,666.90
General Administration (other)		State and Local Fiscal Assistance Act Utilized		Special District Taxes	775,801.21
JUDICIARY	34,762.00	Sale of Acquired Property	214,426.91	Bank Stock Taxes	16,232.13
Municipal Courts		Other Miscellaneous Revenues	128,142.42	Added and Omitted Taxes	183,134.78
PUBLIC SAFETY		Other Revenues, Revenue Sharing Tax Effort	21,735,835.68	Total Taxes Levied - ABSTRACT	19,721,075.02
Fire Protection	35,097.00	Prior Years Surplus Appropriated	800,000.00	Total Taxes Billed	19,786,114.14
Police Protection	1,379,998.00	REVENUES TOTAL	22,535,835.68	1973 TAXES COLLECTED	19,336,364.10
Civil Defense & Disaster Control	18,108.00	CAPITAL OUTLAY TOTAL	2,156,448.33	1973 Taxes Cancelled, Abated or Adjusted	40,384.83
Environmental Inspection & Control	148,711.00	Public Enterprises	1,565,671.84	Transfer to Tax Title Liens or Foreclosed	
Other Public Safety		Recreation—Culture		Balance Outstanding Dec. 31, 1973	409,365.21
PUBLIC WORKS	480,137.77	Public Works	590,776.49	PRIOR YEARS TAXES OUTSTANDING	
Streets and Drainage		Buildings and Grounds		Balance January 1, 1973	251,680.76
Sewers and Sewage Processing	125,375.00	Library and Education		Collected in 1973	207,635.81
Public Buildings and Grounds	593,598.00	Conservation		Cancelled, Abated or Adjusted 1973	
Other Public Works		All Other		Transfers to Tax Title Liens or Foreclosed	44,044.95
HEALTH and WELFARE	127,060.00	CAPITAL DEBT AUTHORIZED, DECEMBER 31, 1973		Balance December 31, 1973	
Health Services Except Environmental	53,098.00	ISSUED AND UNISSUED		TAX TITLE LIENS OUTSTANDING	
Welfare-Public Assistance	3,000.00	SCHOOL	11,761,000	Balance January 1, 1973	377,441.34
Hospitals, Clinics, First Aid	24,671.00	Self-liquidating	39,521,300	Transfers From Taxes	
Animal, Insect, & Rodent Control		Other	1,403,241	Redeemed in 1973	324,447.75
Other Welfare Services		Total	52,685,541	Cancelled, Abated or Adjusted (1973)	
RECREATION and CONSERVATION	13,025.00	ISSUED AND OUTSTANDING		Transfers to Foreclosed Property	
Beaches and Boardwalks		SCHOOL	11,761,000.00	Balance December 31, 1973	52,993.59
Parks, Playgrounds, Shade Trees	1,000.00	Self-Liquidating	13,760,000.00	PROPERTY ACQUIRED BY DEED OR	
Land Reclamation & Conservation	232,406.00	Other	660,000.00	FORECLOSURE	
Other Recreational Services		Total	26,181,000.00	Balance January 1, 1973	41,973.37
EDUCATION (excluding schools)	239,170.00	EQUALIZED VALUATION BASIS		Transfers From Taxes or Liens	
Libraries	40,000.00	FOR NET DEBT COMPUTATION	542,680,924.33	Sale for Cash (1973)	
Other Educational Services		REAL PROPERTY VALUATIONS		Cancelled, Abated or Adjusted (1973)	
STATUTORY EXPENDITURES	222,462.24	Code Class # of Parcels % VAL'N	ASSESSED VALUATION	Balance December 31, 1973	41,973.37
Pensions & F. I. C. A.		1 Vacant Land 1074 4.76	23,581,300.00	CURRENT FINANCES DECEMBER 31, 1973	
Employee Fringe Benefits		2 Residential 9581 59.51	294,807,800.00	ASSETS	
Other Statutory Expenditures		3 Farm 20 .11	513,450.00	Cash Dec. 31, 1973	2,111,755.97
MUNICIPAL FUNCTIONS	4,560,569.01	4a Commercial 305 11.45	56,724,700.00	Taxes Receivable	453,410.16
CAPITAL IMPROVEMENTS	*MEMO* 555,328.00	4b Industrial 44 7.57	37,477,500.00	Tax Title Liens	52,993.59
DEBT SERVICE		4c Apartments 46 16.61	82,272,200.00	Foreclosed Property	41,973.37
Principal Payments	15,000.00	Total 11070	495,376,950.00	Emergencies & Other Deferred Charges	
Interest Payments	6,532.50	Land Area 24.30 Sq. Miles		State Aid Receivable	189,540.32
DEFERRED CHARGES	14,138.97	Net Valuation Taxable-Municipal	499,456,256.00	Other Receivables	84,194.34
SCHOOL, COUNTY, SPECIAL DISTRICT TAXES	16,842,372.76	Net Valuation Taxable-County	616,131,987.00	Total	2,933,867.75
RESERVE FOR UNCOLLECTED TAXES	647,816.19	State Equalized Valuation	599,344,960.00	LIABILITIES, RESERVES, AND SURPLUS	
EMERGENCY EMPLOYMENT ACT OF 1971	44,089.00	State Equalization Ratio	83.22	Cash Liabilities	1,269,603.26
EXPENDITURES TOTAL	22,130,518.43			Reserves for Receivables	616,856.46
				Surplus Dec. 31, 1973	1,047,408.03
				Total	2,933,867.75

1607

Population 1970 55,295  
 Population 1973 55,810  
 S & P Rating A  
 Moody Rating BAA

General Tax Rate Per \$100. 4.71  
 State Equalized Tax Rate 3.91

## PASSAIC CITY — PASSAIC CO.

Form of Government:

Mayor-Council Plan B (OMCL50)

Number of Members on Governing Body 7

## PER CAPITA:

Gross Debt 307.29  
 Net Debt 65.47  
 Debt Service 10.57  
 Total Tax Levy 228.41  
 Municipal Expenditures 192.43

## PER CENT:

Gross Debt 5.77  
 Net Debt 1.23  
 Tax Levy Collected 94.80  
 Tax Levy Cancelled, Abated or Adjusted .70

EXPENDITURES		REVENUES-REALIZED		1973 PROPERTY TAX	
GENERAL GOVERNMENT				STATE EQUALIZED TAX RATE — 2.10	
Governing Body & Public Boards	69,131.81	1973 Property Taxes Collected 12,092,903.42		Local District School Taxes	6,821,585.01
Municipal Clerk	57,546.38	1973 Payments in Lieu of Taxes 34,047.29		Regional & Consolidated School Tax	
Financial Administration	116,446.01	Delinquent Tax & Lien Collections 422,443.11		School Taxes in Municipal Budget	.06 184,280.50
Assessment of Taxes	70,593.21	Business Personalty Replacement Taxes 2,043,723.57		County Taxes	.69 2,236,894.84
Collection of Taxes	47,731.03	Taxes from Public Utilities 735,668.14		County Library Taxes	
Planning, Housing & Development	66,333.66	Other Miscellaneous Tax Revenues 7,299.05		Local Municipal Purpose Taxes	1.03 3,339,840.12
Human Resources	422,597.29	State Aid Revenues 1,121,227.74		Veteran & Senior Citizen Taxes	.04 141,400.00
Elections	51,745.00	Federal Aid Revenues 356,609.20		Total Taxes for Rate Computation	3.92 12,726,000.47
General Administration (other)	614,405.31	State and Local Fiscal Assistance Act Utilized 1,114,110.10		Special District Taxes	
JUDICIARY		Sale of Acquired Property		Bank Stock Taxes	97,049.58
Municipal Courts	95,516.23	Other Miscellaneous Revenues 495,459.33		Added and Omitted Taxes	65,981.00
PUBLIC SAFETY		Other Revenues, Revenue Sharing Tax Effort 347,753.59		Total Taxes Levied - ABSTRACT	12,747,631.05
Fire Protection	1,583,229.83	Total 18,771,244.54		Total Taxes Billed	12,756,425.72
Police Protection	1,981,389.38	Prior Years Surplus Appropriated 500,000.00		1973 TAXES COLLECTED	12,092,903.42
Civil Defense & Disaster Control	11,000.00	REVENUES TOTAL 19,271,244.54		1973 Taxes Cancelled, Abated or Adjusted	88,690.83
Environmental Inspection & Control	209,572.13	CAPITAL OUTLAY TOTAL 220,745.69		Transfer to Tax Title Liens or Foreclosed	108,995.61
Other Public Safety	22,521.22			Balance Outstanding Dec. 31, 1973	465,835.86
PUBLIC WORKS				PRIOR YEARS TAXES OUTSTANDING	
Streets and Drainage	668,591.69	Public Enterprises		Balance January 1, 1973	1,113,748.07
Sewers and Sewage Processing	300,319.47	Recreation—Culture		Collected in 1973	364,178.46
Garbage and Trash Disposal	493,418.15	Public Works		Cancelled, Abated or Adjusted 1973	535,569.50
Public Buildings and Grounds	245,877.28	Buildings and Grounds		Transfers to Tax Title Liens or Foreclosed	39,094.59
Other Public Works	1,200.00	Library and Education		Balance December 31, 1973	174,905.52
HEALTH and WELFARE		Conservation		TAX TITLE LIENS OUTSTANDING	
Health Services Except Environmental	287,498.77	All Other		Balance January 1, 1973	288,732.17
Welfare-Public Assistance	51,245.83	CAPITAL DEBT AUTHORIZED, DECEMBER 31, 1973		Transfers From Taxes	153,459.84
Hospitals, Clinics, First Aid	15,000.00	ISSUED AND UNISSUED GROSS DEBT NET DEBT		Redeemed in 1973	58,264.65
Animal, Insect, & Rodent Control	63,668.67	School 8,802,000		Cancelled, Abated or Adjusted (1973)	
Other Welfare Services		Self-liquidating 4,654,000		Transfers to Foreclosed Property	
RECREATION and CONSERVATION		Other 3,654,000		Balance December 31, 1973	383,927.36
Beaches and Boardwalks		Total 17,150,000		PROPERTY ACQUIRED BY DEED OR FORECLOSURE	
Parks, Playgrounds, Shade Trees	258,727.04	ISSUED AND OUTSTANDING		Balance January 1, 1973	11,050.00
Land Reclamation & Conservation		School 3,082,000.00		Transfers From Taxes or Liens	
Other Recreational Services	147,227.52	Self-liquidating 4,694,000.00		Sale for Cash (1973)	
EDUCATION (excluding schools)		Other 1,374,000.00		Cancelled, Abated or Adjusted (1973)	
Libraries	276,450.00	Total 9,150,000.00		Balance December 31, 1973	11,050.00
Other Educational Services	300.00	EQUALIZED VALUATION BASIS		CURRENT FINANCES DECEMBER 31, 1973	
STATUTORY EXPENDITURES		FOR NET DEBT COMPUTATION 297,099,531.67		ASSETS	
Pensions & F. I. C. A.	907,043.00	REAL PROPERTY VALUATIONS		Cash Dec. 31, 1973	1,570,162.43
Employee Fringe Benefits		Code Class # of Parcels % VAL'N		Taxes Receivable	640,741.38
Other Statutory Expenditures		1 Vacant Land 293 1.08		Tax Title Liens	383,927.36
MUNICIPAL FUNCTIONS TOTAL	9,143,786.21	2 Residential 5380 41.18		Foreclosed Property	11,050.00
CAPITAL IMPROVEMENTS *MEMO*	20,000.00	3 Farm		Emergencies & Other Deferred Charges	330,819.78
DEBT SERVICE		4a Commercial 1498 26.05		State Aid Receivable	2,732.15
Principal Payments	440,000.00	4b Industrial 142 16.89		Other Receivables	72,211.28
Interest Payments	149,954.50	4c Apartments 418 14.80		Total	3,011,644.38
TYPE I SCHL DEBT *MEMO	416,818.50	Total 7731		LIABILITIES, RESERVES, AND SURPLUS	
DEFERRED CHARGES	49,183.57	Land Area 3.20 Sq. Miles		Cash Liabilities	1,277,545.64
SCHOOL, COUNTY, SPECIAL DISTRICT TAXES	9,244,760.35	Net Valuation Taxable-Municipal 270,291,848.00		Reserves for Receivables	1,107,930.02
RESERVE FOR UNCOLLECTED TAXES	583,429.44	Net Valuation Taxable-County 359,365,069.00		Surplus Dec. 31, 1973	626,168.72
EMERGENCY EMPLOYMENT ACT OF 1971	373,414.87	State Equalized Valuation 322,954,273.00		Total	3,011,644.38
EXPENDITURES TOTAL	19,984,528.94	State Equalization Ratio 83.22			

1971/3000

\* ABOVE DEBT SERVICE INCLUDES TYPE I SCHOOL DEBT

1430

Population 1970 7,410  
 Population 1973 7,655  
 S & P Rating A  
 Moody Rating BAA-1

General Tax Rate Per \$100. 4.71  
 State Equalized Tax Rate 3.30

**PASSAIC TOWNSHIP — MORRIS COUNTY**  
**Form of Government:**  
**Township Committee**  
**Number of Members on Governing Body 5**

PER CAPITA: 636.07  
 Gross Debt 258.22  
 Net Debt 4.80  
 Debt Service 447.09  
 Total Tax Levy 194.56  
 Municipal Expenditures

PER CENT: 5.27  
 Gross Debt 2.14  
 Net Debt 95.29  
 Tax Levy Collected  
 Tax Levy Cancelled, Abated or Adjusted .44

EXPENDITURES		REVENUES-REALIZED		1973 PROPERTY TAX	
<b>GENERAL GOVERNMENT</b>				<b>STATE EQUALIZED TAX RATE</b>	
Governing Body & Public Boards		1973 Property Taxes Collected	3,267,421.93	Local District School Taxes	1.31
Municipal Clerk		1973 Payments in Lieu of Taxes	7,486.25	Regional & Consolidated School Tax	.85
Financial Administration	9,105.00	Delinquent Tax & Lien Collections	162,314.91	School Taxes in Municipal Budget	
Assessment of Taxes	5,790.00	Business Personalty Replacement Taxes	80,835.71	County Taxes	.40
Collection of Taxes	17,895.00	Taxes from Public Utilities	298,149.41	County Library Taxes	
Planning, Housing & Development	15,611.00	Other Miscellaneous Tax Revenues		Local Municipal Purpose Taxes	.70
Human Resources		State Aid Revenues	34,041.35	Veteran & Senior Citizen Taxes	.04
Elections		Federal Aid Revenues	7,946.16	Total Taxes for Rate Computation	3.30
General Administration (other)	114,750.00	State and Local Fiscal Assistance Act Utilized	50,007.00	Special District Taxes	
<b>JUDICIARY</b>		Sale of Acquired Property		Bank Stock Taxes	1,614.58
Municipal Courts	8,465.00	Other Miscellaneous Revenues	81,428.61	Added and Omitted Taxes	19,885.23
<b>PUBLIC SAFETY</b>		Other Revenues, Revenue Sharing Tax Effort	40,931.74	Total Taxes Levied - ABSTRACT	3,422,465.89
Fire Protection	53,700.00	Total	4,030,563.07	Total Taxes Billed	3,428,962.62
Police Protection	334,090.00	Prior Years Surplus Appropriated	198,000.00	1973 TAXES COLLECTED	3,267,421.93
Civil Defense & Disaster Control	1,755.00	REVENUES TOTAL	4,228,563.07	1973 Taxes Cancelled, Abated or Adjusted	15,256.29
Environmental Inspection & Control	4,649.00	CAPITAL OUTLAY TOTAL	153,736.87	Transfer to Tax Title Liens or Foreclosed	24,143.76
Other Public Safety				Balance Outstanding Dec. 31, 1973	122,140.64
<b>PUBLIC WORKS</b>				<b>PRIOR YEARS TAXES OUTSTANDING</b>	
Streets and Drainage	220,172.57	Public Enterprises	71,636.81	Balance January 1, 1973	169,760.09
Sewers and Sewage Processing		Recreation—Culture	4,601.45	Collected in 1973	156,816.63
Garbage and Trash Disposal	107,303.00	Public Works	61,851.25	Cancelled, Abated or Adjusted 1973	
Public Buildings and Grounds	42,401.00	Buildings and Grounds	15,647.36	Transfers to Tax Title Liens or Foreclosed	7,181.39
Other Public Works	5,000.00	Library and Education		Balance December 31, 1973	5,762.07
<b>HEALTH and WELFARE</b>		Conservation		<b>TAX TITLE LIENS OUTSTANDING</b>	
Health Services Except Environmental	11,455.00	All Other		Balance January 1, 1973	49,095.59
Welfare-Public Assistance	1,641.00			Transfers From Taxes	32,348.07
Hospitals, Clinics, First Aid				Redeemed in 1973	5,498.28
Animal, Insect, & Rodent Control	4,185.00			Cancelled, Abated or Adjusted (1973)	
Other Welfare Services				Transfers to Foreclosed Property	
<b>RECREATION and CONSERVATION</b>				Balance December 31, 1973	75,945.38
Beaches and Boardwalks				<b>PROPERTY ACQUIRED BY DEED OR FORECLOSURE</b>	
Parks, Playgrounds, Shade Trees	1,000.00			Balance January 1, 1973	13,660.00
Land Reclamation & Conservation	2,685.00			Transfers From Taxes or Liens	
Other Recreational Services	23,700.00			Sale for Cash (1973)	
<b>EDUCATION (excluding schools)</b>				Cancelled, Abated or Adjusted (1973)	
Libraries	34,850.00			Balance December 31, 1973	13,660.00
Other Educational Services	200.00			<b>CURRENT FINANCES DECEMBER 31, 1973</b>	
<b>STATUTORY EXPENDITURES</b>				<b>ASSETS</b>	
Pensions & F. I. C. A.	45,184.00			Cash Dec. 31, 1973	464,341.26
Employee Fringe Benefits	15,200.00			Taxes Receivable	127,902.71
Other Statutory Expenditures				Tax Title Liens	75,945.38
<b>MUNICIPAL FUNCTIONS</b>				Foreclosed Property	13,660.00
CAPITAL IMPROVEMENTS	1,080,786.67			Emergencies & Other Deferred Charges	877.41
<b>DEBT SERVICE</b>				State Aid Receivable	33,710.00
Principal Payments	20,000.00			Other Receivables	2,092.50
Interest Payments	16,726.41			Total	718,529.26
<b>DEFERRED CHARGES</b>				<b>LIABILITIES, RESERVES, AND SURPLUS</b>	
SCHOOL, COUNTY, SPECIAL DISTRICT TAXES	153,637.74			Cash Liabilities	124,785.43
RESERVE FOR UNCOLLECTED TAXES	2,668,813.84			Reserves for Receivables	219,600.59
EMERGENCY EMPLOYMENT ACT OF 1971	206,249.65			Surplus Dec. 31, 1973	374,143.24
<b>EXPENDITURES</b>				Total	718,529.26
TOTAL	4,153,159.39				

1608

Population 1970 145,220  
 Population 1973 147,565  
 S & P Rating A  
 Moody Rating BAA

General Tax Rate Per \$100. 5.27  
 State Equalized Tax Rate 4.42

## PATERSON CITY — PASSAIC COUNTY

Form of Government:

Special Charter (P.L. 1869 c.280)

Number of Members on Governing Body 4

PER CAPITA:  
 Gross Debt 378.93  
 Net Debt 90.15  
 Debt Service 20.18  
 Total Tax Levy 219.44  
 Municipal Expenditures 261.36

PER CENT:  
 Gross Debt 8.35  
 Net Debt 1.99  
 Tax Levy Collected 93.28  
 Tax Levy Cancelled, Abated or Adjusted .28

EXPENDITURES		REVENUES-REALIZED		1973 PROPERTY TAX	
GENERAL GOVERNMENT				STATE EQUALIZED TAX RATE — 4.42	
Governing Body & Public Boards	206,667.62	1973 Property Taxes Collected		Local District School Taxes	15,431,855.50
Municipal Clerk		1973 Payments in Lieu of Taxes		Regional & Consolidated School Tax	
Financial Administration	15,700.00	Delinquent Tax & Lien Collections		School Taxes in Municipal Budget	556,512.25
Assessment of Taxes	150,485.17	Business Personalty Replacement Taxes		County Taxes	4,523,335.88
Collection of Taxes	141,360.63	Taxes from Public Utilities		County Library Taxes	
Planning, Housing & Development	2,976,004.87	Other Miscellaneous Tax Revenues		Local Municipal Purpose Taxes	11,640,483.45
Human Resources	656,811.82	State Aid Revenues		Veteran & Senior Citizen Taxes	385,620.00
Elections	19,973.01	Federal Aid Revenues		Total Taxes for Rate Computation	32,537,807.08
General Administration (other)	1,537,299.12	State and Local Fiscal Assistance Act Utilized		Special District Taxes	
JUDICIARY		Sale of Acquired Property		Bank Stock Taxes	118,471.86
Municipal Courts	208,858.63	Other Miscellaneous Revenues		Added and Omitted Taxes	110,417.30
PUBLIC SAFETY		Other Revenues, Revenue Sharing Tax Effort		Total Taxes Levied - ABSTRACT	32,381,076.24
Fire Protection	5,407,269.28	Total		Total Taxes Billed	32,450,413.44
Police Protection	6,492,956.29	Prior Years Surplus Appropriated		1973 TAXES COLLECTED	30,270,336.04
Civil Defense & Disaster Control	23,106.25	REVENUES TOTAL		1973 Taxes Cancelled, Abated or Adjusted	89,909.45
Environmental Inspection & Control	79,736.45	CAPITAL OUTLAY TOTAL		Transfer to Tax Title Liens or Foreclosed	314,353.21
Other Public Safety	25,426.26			Balance Outstanding Dec. 31, 1973	1,775,814.74
PUBLIC WORKS		Public Enterprises		PRIOR YEARS TAXES OUTSTANDING	
Streets and Drainage	2,083,309.14	Recreation—Culture		Balance January 1, 1973	5,695,055.79
Sewers and Sewage Processing	637,189.84	Public Works		Collected in 1973	2,113,839.31
Garbage and Trash Disposal	1,586,286.00	Buildings and Grounds		Cancelled, Abated or Adjusted 1973	
Public Buildings and Grounds	603,643.65	Library and Education		Transfers to Tax Title Liens or Foreclosed	103,775.97
Other Public Works	152,594.47	Conservation		Balance December 31, 1973	3,477,440.51
HEALTH and WELFARE		All Other		TAX TITLE LIENS OUTSTANDING	
Health Services Except Environmental	927,163.88	CAPITAL DEBT AUTHORIZED, DECEMBER 31, 1973		Balance January 1, 1973	1,174,962.86
Welfare-Public Assistance	376,634.18	ISSUED AND UNISSUED GROSS DEBT		Transfers From Taxes	431,349.23
Hospitals, Clinics, First Aid	29,000.00	NET DEBT		Redeemed in 1973	272,933.42
Animal, Insect, & Rodent Control	126,210.05	SCHOOL		Cancelled, Abated or Adjusted (1973)	
Other Welfare Services		Self-liquidating		Transfers to Foreclosed Property	
RECREATION and CONSERVATION		Other		Balance December 31, 1973	1,333,378.67
Beaches and Boardwalks		Total		PROPERTY ACQUIRED BY DEED OR	
Parks, Playgrounds, Shade Trees	640,654.88	ISSUED AND OUTSTANDING		FORECLOSURE	
Land Reclamation & Conservation		SCHOOL		Balance January 1, 1973	179,300.00
Other Recreational Services	191,800.27	Self-Liquidating		Transfers From Taxes or Liens	
EDUCATION (excluding schools)		Other		Sale for Cash (1973)	
Libraries	590,825.00	Total		Cancelled, Abated or Adjusted (1973)	
Other Educational Services	56,862.88	EQUALIZED VALUATION BASIS		Balance December 31, 1973	179,300.00
STATUTORY EXPENDITURES		FOR NET DEBT COMPUTATION		CURRENT FINANCES DECEMBER 31, 1973	
Pensions & F. I. C. A.	2,188,826.63	REAL PROPERTY VALUATIONS		ASSETS	
Employee Fringe Benefits	170,200.00	Code Class # of Parcels % VAL'N		Cash Dec. 31, 1973	7,525,100.82
Other Statutory Expenditures		1 Vacant Land 1546 1.15		Taxes Receivable	5,253,255.25
MUNICIPAL FUNCTIONS TOTAL	28,302,556.27	2 Residential 17902 57.74		Tax Title Liens	1,333,378.67
CAPITAL IMPROVEMENTS *MEMO*	232,279.52	3 Farm		Foreclosed Property	179,300.00
DEBT SERVICE		4a Commercial 2824 20.75		Emergencies & Other Deferred Charges	677,861.46
Principal Payments	1,422,000.00	4b Industrial 511 12.13		State Aid Receivable	23,424.33
Interest Payments	1,555,788.85	4c Apartments 556 8.23		Other Receivables	324,688.68
TYPE I SCHL DEBT *MEMO	1,652,731.77	Total 23339		Total	15,317,009.21
DEFERRED CHARGES	1,433,642.79	Land Area 8.44 Sq. Miles		LIABILITIES, RESERVES, AND SURPLUS	
SCHOOL, COUNTY, SPECIAL DISTRICT TAXES	20,511,703.63	Net Valuation Taxable-Municipal		Cash Liabilities	8,005,868.09
RESERVE FOR UNCOLLECTED TAXES	2,828,422.61	Net Valuation Taxable-County		Reserves for Receivables	7,090,622.60
EMERGENCY EMPLOYMENT ACT OF 1971	3,025,330.09	State Equalized Valuation		Surplus Dec. 31, 1973	220,518.52
EXPENDITURES TOTAL	59,079,444.24	State Equalization Ratio		Total	15,317,009.21

0814

Population 1970 8,100  
 Population 1973 8,315  
 S & P Rating  
 Moody Rating

General Tax Rate Per \$100. 5.33  
 State Equalized Tax Rate 3.89

**PAULSBORO BOROUGH — GLOUCESTER CO.**  
**Form of Government:**  
**Borough Council**  
**Number of Members on Governing Body 6**

**PER CAPITA:**  
 Gross Debt 223.78  
 Net Debt 15.12  
 Debt Service 3.88  
 Total Tax Levy 222.69  
 Municipal Expenditures 122.10

**PER CENT:**  
 Gross Debt 5.05  
 Net Debt .34  
 Tax Levy Collected 92.53  
 Tax Levy Cancelled, Abated or Adjusted .14

EXPENDITURES		REVENUES-REALIZED		1973 PROPERTY TAX	
<b>GENERAL GOVERNMENT</b>				<b>STATE EQUALIZED TAX RATE</b>	
Governing Body & Public Boards	8,000.00	1973 Property Taxes Collected 1,559,493.05		Local District School Taxes 1.84	810,909.02
Municipal Clerk	10,150.00	1973 Payments in Lieu of Taxes 158,226.18		Regional & Consolidated School Tax	
Financial Administration	7,600.00	Delinquent Tax & Lien Collections 88,813.05		School Taxes in Municipal Budget	
Assessment of Taxes	5,350.00	Business Personalty Replacement Taxes 66,824.76		County Taxes .54	239,112.83
Collection of Taxes	8,700.00	Taxes from Public Utilities 35,537.98		County Library Taxes 1.40	619,283.35
Planning, Housing & Development	4,800.00	Other Miscellaneous Tax Revenues 125,613.00		Local Municipal Purpose Taxes .12	52,180.00
Human Resources	100.00	Federal Aid Revenues 42,064.04		Veteran & Senior Citizen Taxes 3.90	1,721,485.20
Elections	2,000.00	State and Local Fiscal Assistance Act Utilized 34,864.22		Special District Taxes	
General Administration (other)	66,200.00	Sale of Acquired Property 2,111,836.28		Bank Stock Taxes	5,895.78
<b>JUDICIARY</b>		Other Miscellaneous Revenues 2,111,836.28		Added and Omitted Taxes	10,192.68
Municipal Courts	13,600.00	Prior Years Surplus Appropriated TOTAL 2,111,836.28		Total Taxes Levied - ABSTRACT	1,685,393.66
<b>PUBLIC SAFETY</b>		CAPITAL OUTLAY TOTAL 133,634.89		Total Taxes Billed	1,559,493.05
Fire Protection	14,100.00	Public Enterprises 128,109.89		1973 TAXES COLLECTED	
Police Protection	247,413.31	Recreation—Culture 5,525.00		1973 Taxes Cancelled, Abated or Adjusted	2,289.57
Civil Defense & Disaster Control	200.00	Public Works		Transfer to Tax Title Liens or Foreclosed	7,731.80
Environmental Inspection & Control	6,350.00	Buildings and Grounds		Balance Outstanding Dec. 31, 1973	115,879.24
Other Public Safety		Library and Education		<b>PRIOR YEARS TAXES OUTSTANDING</b>	
<b>PUBLIC WORKS</b>		Conservation		Balance January 1, 1973	154,575.58
Streets and Drainage	146,505.00	All Other		Collected in 1973	151,903.29
Sewers and Sewage Processing		CAPITAL DEBT AUTHORIZED, DECEMBER 31, 1973		Cancelled, Abated or Adjusted 1973	
Garbage and Trash Disposal	63,000.00	ISSUED AND UNISSUED GROSS DEBT NET DEBT		Transfers to Tax Title Liens or Foreclosed	1,797.66
Public Buildings and Grounds	25,000.00	School 1,140,000		Balance December 31, 1973	875.03
Other Public Works		Self-Liquidating 595,000		<b>TAX TITLE LIENS OUTSTANDING</b>	
<b>HEALTH and WELFARE</b>		Other 125,700		Balance January 1, 1973	13,633.21
Health Services Except Environmental	4,000.00	Total 1,860,700		Transfers From Taxes	9,747.29
Welfare-Public Assistance	10,300.00	ISSUED AND OUTSTANDING		Redeemed in 1973	6,322.89
Hospitals, Clinics, First Aid		School 1,140,000.00		Cancelled, Abated or Adjusted (1973)	
Animal, Insect, & Rodent Control	200.00	Self-Liquidating 170,000.00		Transfers to Foreclosed Property	
Other Welfare Services		Other 72,400.00		Balance December 31, 1973	17,057.61
<b>RECREATION and CONSERVATION</b>		Total 1,382,400.00		<b>PROPERTY ACQUIRED BY DEED OR FORECLOSURE</b>	
Beaches and Boardwalks	9,413.00	EQUALIZED VALUATION BASIS		Balance January 1, 1973	84,700.00
Parks, Playgrounds, Shade Trees		FOR NET DEBT COMPUTATION 36,839,701.00		Transfers From Taxes or Liens	
Land Reclamation & Conservation		REAL PROPERTY VALUATIONS		Sale for Cash (1973)	
Other Recreational Services	16,600.00	Code Class # of Parcels % VAL'N ASSESSED VALUATION		Cancelled, Abated or Adjusted (1973)	
<b>EDUCATION (excluding schools)</b>		1 Vacant Land 310 2.06 644,600.00		Balance December 31, 1973	84,700.00
Libraries	12,200.00	2 Residential 1855 52.40 16,391,100.00		<b>CURRENT FINANCES DECEMBER 31, 1973</b>	
Other Educational Services		3 Farm		<b>ASSETS</b>	
<b>STATUTORY EXPENDITURES</b>		4a Commercial 163 37.94 11,867,300.00		Cash Dec. 31, 1973	635,415.58
Pensions & F. I. C. A.	54,631.69	4b Industrial 9 5.08 1,588,300.00		Taxes Receivable	116,754.27
Employee Fringe Benefits	20,000.00	4c Apartments 8 2.52 739,800.00		Tax Title Liens	17,057.61
Other Statutory Expenditures		Total 2345 31,281,100.00		Foreclosed Property	84,700.00
<b>MUNICIPAL FUNCTIONS</b>		Land Area 2.09 Sq. Miles		Emergencies & Other Deferred Charges	15,609.08
CAPITAL IMPROVEMENTS *MEMO*	83,450.00	Net Valuation Taxable-Municipal 32,298,262.00		State Aid Receivable	27,461.64
<b>DEBT SERVICE</b>		Net Valuation Taxable-County 39,369,042.00		Other Receivables	3,504.48
Principal Payments	26,600.00	State Equalized Valuation 43,775,278.00		Total	900,502.66
Interest Payments	5,700.00	State Equalization Ratio 73.16		<b>LIABILITIES, RESERVES, AND SURPLUS</b>	
<b>DEFERRED CHARGES</b>				Cash Liabilities	301,406.48
SCHOOL, COUNTY, SPECIAL DISTRICT TAXES	1,050,021.85			Reserves for Receivables	222,016.36
RESERVE FOR UNCOLLECTED TAXES	221,673.28			Surplus Dec. 31, 1973	377,079.82
EMERGENCY EMPLOYMENT ACT OF 1971				Total	900,502.66
<b>EXPENDITURES TOTAL</b>	<b>2,065,259.96</b>				

1815

Population 1970 1,935  
 Population 1973 1,975  
 S & P Rating  
 Moody Rating A-1

General Tax Rate Per \$100. 5.69  
 State Equalized Tax Rate 2.33

# PEAPACK GLADSTONE BOROUGH — SOMERSET COUNTY

Form of Government:

Borough Council

Number of Members on Governing Body 6

PER CAPITA:  
 Gross Debt 317.11  
 Net Debt 250.85  
 Debt Service 433.90  
 Total Tax Levy 199.15  
 Municipal Expenditures

PER CENT:  
 Gross Debt 1.93  
 Net Debt 1.53  
 Tax Levy Collected 95.78  
 Tax Levy Cancelled, Abated or Adjusted 2.11

EXPENDITURES		REVENUES-REALIZED		1973 PROPERTY TAX	
<b>GENERAL GOVERNMENT</b>				<b>STATE EQUALIZED TAX RATE</b>	
Governing Body & Public Boards				Local District School Taxes	1.19 436,099.00
Municipal Clerk				Regional & Consolidated School Tax	
Financial Administration	5,440.00	1973 Property Taxes Collected	822,567.37	School Taxes in Municipal Budget	
Assessment of Taxes	3,292.00	1973 Payments in Lieu of Taxes		County Taxes	.45 166,333.08
Collection of Taxes	4,162.00	Delinquent Tax & Lien Collections	6,319.72	County Library Taxes	.02 7,859.19
Planning, Housing & Development	5,765.00	Business Personalty Replacement Taxes	19,161.97	Local Municipal Purpose Taxes	.63 225,878.86
Human Resources		Taxes from Public Utilities	42,089.18	Veteran & Senior Citizen Taxes	.03 11,310.00
Elections		Other Miscellaneous Tax Revenues		Total Taxes for Rate Computation	2.32 851,480.13
General Administration (other)	27,614.00	State Aid Revenues	24,947.10	Special District Taxes	
<b>JUDICIARY</b>		Federal Aid Revenues		Bank Stock Taxes	3,847.25
Municipal Courts	4,174.00	State and Local Fiscal Assistance Act Utilized	28,822.50	Added and Omitted Taxes	12,942.62
<b>PUBLIC SAFETY</b>		Sale of Acquired Property		Total Taxes Levied - ABSTRACT	856,960.00
Fire Protection	14,353.00	Other Miscellaneous Revenues	22,156.97	Total Taxes Billed	858,832.36
Police Protection	65,547.00	Other Revenues, Revenue Sharing Tax Effort	2,620.00	1973 TAXES COLLECTED	822,567.37
Civil Defense & Disaster Control	400.00	Total	963,684.81	1973 Taxes Cancelled, Abated or Adjusted	18,105.88
Environmental Inspection & Control	1,695.00	Prior Years Surplus Appropriated	54,500.00	Transfer to Tax Title Liens or Foreclosed	
Other Public Safety		<b>REVENUES TOTAL</b>	<b>1,023,184.81</b>	Balance Outstanding Dec. 31, 1973	18,159.11
<b>PUBLIC WORKS</b>		<b>CAPITAL OUTLAY TOTAL</b>	<b>24,444.20</b>	<b>PRIOR YEARS TAXES OUTSTANDING</b>	
Streets and Drainage	85,369.00	Public Enterprises	6,437.55	Balance January 1, 1973	95,774.66
Sewers and Sewage Processing		Recreation—Culture		Collected in 1973	6,319.72
Garbage and Trash Disposal	23,556.00	Public Works	18,006.65	Cancelled, Abated or Adjusted 1973	89,454.94
Public Buildings and Grounds	14,100.00	Buildings and Grounds		Transfers to Tax Title Liens or Foreclosed	
Other Public Works		Library and Education		Balance December 31, 1973	
<b>HEALTH AND WELFARE</b>		Conservation		<b>TAX TITLE LIENS OUTSTANDING</b>	
Health Services Except Environmental	4,970.00	All Other		Balance January 1, 1973	
Welfare-Public Assistance	2,208.00	<b>CAPITAL DEBT AUTHORIZED, DECEMBER 31, 1973</b>		Transfers From Taxes	
Hospitals, Clinics, First Aid	400.00	<b>ISSUED AND UNISSUED GROSS DEBT NET DEBT</b>		Redeemed in 1973	
Animal, Insect, & Rodent Control		School 14,000		Cancelled, Abated or Adjusted (1973)	
Other Welfare Services		Self-liquidating 550,000	433,122	Transfers to Foreclosed Property	
<b>RECREATION and CONSERVATION</b>		Other 62,300	62,300	Balance December 31, 1973	
Beaches and Boardwalks		Total 626,300	495,422	<b>PROPERTY ACQUIRED BY DEED OR FORECLOSURE</b>	
Parks, Playgrounds, Shade Trees	1,500.00	<b>ISSUED AND OUTSTANDING</b>		Balance January 1, 1973	
Land Reclamation & Conservation	1,000.00	School 14,000.00		Transfers From Taxes or Liens	
Other Recreational Services	6,240.00	Self-Liquidating 550,000.00		Sale for Cash (1973)	
<b>EDUCATION (excluding schools)</b>		Other 15,000.00		Cancelled, Abated or Adjusted (1973)	
Libraries	1,600.00	Total 579,000.00		Balance December 31, 1973	
Other Educational Services		<b>EQUALIZED VALUATION BASIS</b>		<b>CURRENT FINANCES DECEMBER 31, 1973</b>	
<b>STATUTORY EXPENDITURES</b>		<b>FOR NET DEBT COMPUTATION</b>	<b>32,481,272.67</b>	<b>ASSETS</b>	
Pensions & F. I. C. A.	9,388.00	<b>REAL PROPERTY VALUATIONS</b>		Cash Dec. 31, 1973	310,533.14
Employee Fringe Benefits	3,400.00	Code Class # of Parcels % VAL'N		Taxes Receivable	18,159.11
Other Statutory Expenditures		1 Vacant Land 126 7.90	1,174,200.00	Tax Title Liens	
<b>MUNICIPAL FUNCTIONS</b>		2 Residential 454 64.42	9,573,100.00	Foreclosed Property	
<b>CAPITAL IMPROVEMENTS</b>		3 Farm 61 6.53	962,700.00	Emergencies & Other Deferred Charges	7,039.70
<b>DEBT SERVICE</b>		4a Commercial 33 17.27	2,566,700.00	State Aid Receivable	47,201.00
Principal Payments		4b Industrial 4 3.58	532,300.00	Other Receivables	2,086.10
Interest Payments		4c Apartments 1 .30	44,100.00	Total	385,019.05
<b>DEFERRED CHARGES</b>		Total 679	14,860,100.00	<b>LIABILITIES, RESERVES, AND SURPLUS</b>	
SCHOOL, COUNTY, SPECIAL DISTRICT TAXES	27,132.57	Land Area 5.80 Sq. Miles		Cash Liabilities	116,153.84
RESERVE FOR UNCOLLECTED TAXES	610,231.27	Net Valuation Taxable-Municipal	14,990,694.00	Reserves for Receivables	20,245.21
EMERGENCY EMPLOYMENT ACT OF 1971	76,021.14	Net Valuation Taxable-County	33,957,255.00	Surplus Dec. 31, 1973	248,620.00
<b>EXPENDITURES TOTAL</b>	<b>1,003,617.98</b>	State Equalized Valuation	36,406,664.00	Total	385,019.05
		State Equalization Ratio	40.97		

0328

Population 1970 1,345  
 Population 1973 1,440  
 S & P Rating  
 Moody Rating

General Tax Rate Per \$100. 4.57  
 State Equalized Tax Rate 2.78

PEMBERTON BOROUGH — BURLINGTON CO.  
 Form of Government:  
 Borough Council  
 Number of Members on Governing Body 6

PER CAPITA:  
 Gross Debt 100.95  
 Net Debt 33.48  
 Debt Service 175.93  
 Total Tax Levy 139.09  
 Municipal Expenditures

PER CENT:  
 Gross Debt 2.05  
 Net Debt .68  
 Tax Levy Collected 87.83  
 Tax Levy Cancelled, Abated or Adjusted 1.05

EXPENDITURES		REVENUES-REALIZED		1973 PROPERTY TAX	
GENERAL GOVERNMENT		1973 Property Taxes Collected		STATE EQUALIZED TAX RATE 1.61	
Governing Body & Public Boards		1973 Payments in Lieu of Taxes	223,587.02	Local District School Taxes	149,644.00
Municipal Clerk		Delinquent Tax & Lien Collections	23,998.83	Regional & Consolidated School Tax	
Financial Administration	3,504.14	Business Personalty Replacement Taxes	7,579.21	School Taxes in Municipal Budget	
Assessment of Taxes	1,400.00	Taxes from Public Utilities	13,949.28	County Taxes	53,699.92
Collection of Taxes	2,541.00	Other Miscellaneous Tax Revenues	5,829.70	County Library Taxes	1,993.46
Planning, Housing & Development	200.00	State Aid Revenues	19,011.91	Local Municipal Purpose Taxes	46,463.80
Human Resources		Federal Aid Revenues	9,824.00	Veteran & Senior Citizen Taxes	6,400.00
Elections		State and Local Fiscal Assistance Act Utilized	30,288.08	Total Taxes for Rate Computation	258,201.18
General Administration (other)	20,750.00	Sale of Acquired Property	2,335.29	Special District Taxes	1,536.20
JUDICIARY		Other Miscellaneous Revenues	336,403.32	Bank Stock Taxes	
Municipal Courts	3,740.00	Other Revenues, Revenue Sharing Tax Effort	35,000.00	Added and Omitted Taxes	
PUBLIC SAFETY		Prior Years Surplus Appropriated	371,403.32	Total Taxes Levied - ABSTRACT	253,337.38
Fire Protection	6,550.00	REVENUES TOTAL		Total Taxes Billed	254,571.73
Police Protection	30,405.95			1973 TAXES COLLECTED	223,587.02
Civil Defense & Disaster Control	200.00			1973 Taxes Cancelled, Abated or Adjusted	2,685.47
Environmental Inspection & Control	20,518.30			Transfer to Tax Title Liens or Foreclosed	1,500.25
Other Public Safety				Balance Outstanding Dec. 31, 1973	26,798.99
PUBLIC WORKS					
Streets and Drainage	15,741.77			PRIOR YEARS TAXES OUTSTANDING	
Sewers and Sewage Processing				Balance January 1, 1973	22,265.76
Garbage and Trash Disposal	11,000.00			Collected in 1973	21,889.40
Public Buildings and Grounds	1,700.00			Cancelled, Abated or Adjusted 1973	
Other Public Works	600.00			Transfers to Tax Title Liens or Foreclosed	201.10
HEALTH and WELFARE				Balance December 31, 1973	175.26
Health Services Except Environmental	150.00			TAX TITLE LIENS OUTSTANDING	
Welfare-Public Assistance	110.00			Balance January 1, 1973	3,702.20
Hospitals, Clinics, First Aid				Transfers From Taxes	1,221.50
Animal, Insect, & Rodent Control				Redeemed in 1973	2,109.43
Other Welfare Services				Cancelled, Abated or Adjusted (1973)	
RECREATION and CONSERVATION				Transfers to Foreclosed Property	
Beaches and Boardwalks				Balance December 31, 1973	2,814.27
Parks, Playgrounds, Shade Trees	1,539.85			PROPERTY ACQUIRED BY DEED OR	
Land Reclamation & Conservation				FORECLOSURE	
Other Recreational Services				Balance January 1, 1973	10,020.15
EDUCATION (excluding schools)				Transfers From Taxes or Liens	479.85
Libraries	4,000.00			Sale for Cash (1973)	
Other Educational Services	100.00			Cancelled, Abated or Adjusted (1973)	
STATUTORY EXPENDITURES				Balance December 31, 1973	10,500.00
Pensions & F. I. C. A.	4,560.16			CURRENT FINANCES DECEMBER 31, 1973	
Employee Fringe Benefits	1,930.00			ASSETS	
Other Statutory Expenditures				Cash Dec. 31, 1973	65,899.38
MUNICIPAL FUNCTIONS TOTAL	131,241.21			Taxes Receivable	26,974.25
CAPITAL IMPROVEMENTS *MEMO*				Tax Title Liens	2,814.27
DEBT SERVICE				Foreclosed Property	10,500.00
Principal Payments				Emergencies & Other Deferred Charges	25,616.21
Interest Payments				State Aid Receivable	2,802.37
				Other Receivables	3,786.40
				Total	138,392.88
DEFERRED CHARGES	4,097.14			LIABILITIES, RESERVES, AND SURPLUS	
SCHOOL, COUNTY, SPECIAL DISTRICT TAXES	205,337.38			Cash Liabilities	30,346.81
RESERVE FOR UNCOLLECTED TAXES	44,269.34			Reserves for Receivables	44,074.92
EMERGENCY EMPLOYMENT ACT OF 1971	20,678.52			Surplus Dec. 31, 1973	63,971.15
EXPENDITURES TOTAL	405,623.59			Total	138,392.88

0329

Population 1970 20,000  
 Population 1973 20,595  
 S & P Rating  
 Moody Rating

General Tax Rate Per \$100. 3.91  
 State Equalized Tax Rate 2.48

## PEMBERTON TOWNSHIP — BURLINGTON CO.

Form of Government:

Township Committee

Number of Members on Governing Body 5

PER CAPITA:

Gross Debt 480.34  
 Net Debt 186.17  
 Debt Service 1.13  
 Total Tax Levy 133.48  
 Municipal Expenditures 83.66

PER CENT:

Gross Debt 11.52  
 Net Debt 4.47  
 Tax Levy Collected 89.61  
 Tax Levy Cancelled, Abated or Adjusted

EXPENDITURES		REVENUES-REALIZED		1973 PROPERTY TAX	
GENERAL GOVERNMENT				STATE EQUALIZED TAX RATE 1.16	
Governing Body & Public Boards		1973 Property Taxes Collected 2,562,888.46		Local District School Taxes	1,263,558.88
Municipal Clerk				Regional & Consolidated School Tax	
Financial Administration	16,100.00	1973 Payments in Lieu of Taxes		School Taxes in Municipal Budget	
Assessment of Taxes	30,900.00	Delinquent Tax & Lien Collections 178,758.43		County Taxes .60	651,617.51
Collection of Taxes	63,855.00	Business Personalty Replacement Taxes 29,031.63		County Library Taxes .02	24,190.64
Planning, Housing & Development	18,700.00	Taxes from Public Utilities 339,601.33		Local Municipal Purpose Taxes .59	642,847.18
Human Resources	500.00	Other Miscellaneous Tax Revenues		Veteran & Senior Citizen Taxes .10	111,080.00
Elections		State Aid Revenues 75,918.14		Total Taxes for Rate Computation 2.47	2,693,294.21
General Administration (other)	167,067.00	Federal Aid Revenues 52,746.16		Special District Taxes	
JUDICIARY		State and Local Fiscal Assistance Act Utilized 294,019.00		Bank Stock Taxes	2,351.14
Municipal Courts	19,256.00	Sale of Acquired Property		Added and Omitted Taxes	164,538.78
PUBLIC SAFETY		Other Miscellaneous Revenues 162,334.36		Total Taxes Levied - ABSTRACT	2,749,104.13
Fire Protection	30,000.00	Other Revenues, Revenue Sharing Tax Effort 58,833.33		Total Taxes Billed	2,860,184.13
Police Protection	379,533.00	Total 3,754,130.84		1973 TAXES COLLECTED	2,562,888.46
Civil Defense & Disaster Control	2,000.00	Prior Years Surplus Appropriated 240,000.00		1973 Taxes Cancelled, Abated or Adjusted	
Environmental Inspection & Control	6,300.00	REVENUES TOTAL 3,994,130.84		Transfer to Tax Title Liens or Foreclosed	
Other Public Safety		CAPITAL OUTLAY TOTAL 123,614.97		Balance Outstanding Dec. 31, 1973	257,295.67
PUBLIC WORKS				PRIOR YEARS TAXES OUTSTANDING	
Streets and Drainage	241,700.00	Public Enterprises 72,481.04		Balance January 1, 1973	170,130.74
Sewers and Sewage Processing		Recreation—Culture 44.39		Collected in 1973	167,074.91
Garbage and Trash Disposal	19,100.00	Public Works 50,611.00		Cancelled, Abated or Adjusted 1973	
Public Buildings and Grounds	182,815.00	Buildings and Grounds 478.54		Transfers to Tax Title Liens or Foreclosed	
Other Public Works		Library and Education		Balance December 31, 1973	3,055.83
HEALTH and WELFARE		Conservation		TAX TITLE LIENS OUTSTANDING	
Health Services Except Environmental	9,900.00	All Other		Balance January 1, 1973	150,706.15
Welfare-Public Assistance	17,600.00	CAPITAL DEBT AUTHORIZED, DECEMBER 31, 1973		Transfers From Taxes	
Hospitals, Clinics, First Aid		ISSUED AND UNISSUED GROSS DEBT NET DEBT		Redeemed in 1973	11,683.52
Animal, Insect, & Rodent Control	13,074.00	School 7,986,000		Cancelled, Abated or Adjusted (1973)	
Other Welfare Services		Self-liquidating 1,528,663		Transfers to Foreclosed Property	
RECREATION and CONSERVATION		Other 378,000		Balance December 31, 1973	139,022.63
Beaches and Boardwalks		Total 9,892,663		PROPERTY ACQUIRED BY DEED OR	
Parks, Playgrounds, Shade Trees		ISSUED AND OUTSTANDING		FORECLOSURE	
Land Reclamation & Conservation		School 7,986,000.00		Balance January 1, 1973	77,341.80
Other Recreational Services	28,300.00	Self-Liquidating 1,048,500.00		Transfers From Taxes or Liens	
EDUCATION (excluding schools)		Other 205,000.00		Sale for Cash (1973)	
Libraries	40,000.00	Total 9,239,500.00		Cancelled, Abated or Adjusted (1973)	
Other Educational Services		EQUIALIZED VALUATION BASIS		Balance December 31, 1973	77,341.80
STATUTORY EXPENDITURES		FOR NET DEBT COMPUTATION 85,668,738.00		CURRENT FINANCES DECEMBER 31, 1973	
Pensions & F. I. C. A.	64,000.00	REAL PROPERTY VALUATIONS		ASSETS	
Employee Fringe Benefits	35,000.00	Code Class # of Parcels % VAL'N ASSESSED VALUATION		Cash Dec. 31, 1973	617,521.91
Other Statutory Expenditures		1 Vacant Land 6690 6.26 4,216,773.00		Taxes Receivable	300,351.50
MUNICIPAL FUNCTIONS TOTAL 1,385,700.00		2 Residential 5083 80.64 54,277,025.00		Tax Title Liens	139,022.63
CAPITAL IMPROVEMENTS *MEMO* 193,719.00		3 Farm 442 3.54 2,377,175.00		Foreclosed Property	77,341.80
DEBT SERVICE		4a Commercial 145 3.61 2,431,275.00		Emergencies & Other Deferred Charges	
Principal Payments	10,000.00	4b Industrial 9 .78 522,000.00		State Aid Receivable	6,451.98
Interest Payments	13,212.50	4c Apartments 44 5.18 3,485,800.00		Other Receivables	305,930.37
DEFERRED CHARGES	34,400.00	Total 12413 67,310,048.00		Total	1,446,620.19
SCHOOL, COUNTY, SPECIAL DISTRICT TAXES	1,939,367.03	Land Area 64.67 Sq. Miles		LIABILITIES, RESERVES, AND SURPLUS	
RESERVE FOR UNCOLLECTED TAXES	234,242.96	Net Valuation Taxable-Municipal 68,883,509.00		Cash Liabilities	518,186.51
EMERGENCY EMPLOYMENT ACT OF 1971	45,405.00	Net Valuation Taxable-County 105,935,141.00		Reserves for Receivables	568,101.49
EXPENDITURES TOTAL 3,662,327.49		State Equalized Valuation 107,595,248.00		Surplus Dec. 31, 1973	360,332.19
		State Equalization Ratio 63.49		Total	1,446,620.19

1108

Population 1970 2,160  
 Population 1973 2,165  
 S & P Rating  
 Moody Rating

General Tax Rate Per \$100 3.22  
 State Equalized Tax Rate 3.04

PENNINGTON BOROUGH — MERCER COUNTY  
 Form of Government:  
 Borough Council  
 Number of Members on Governing Body 6

PER CAPITA: 176.93 PER CENT: 1.57  
 Gross Debt 2.22 Gross Debt .02  
 Net Debt 1.59 Net Debt 95.46  
 Debt Service 398.13 Tax Levy Collected  
 Total Tax Levy 148.22 Tax Levy Cancelled, Abated or Adjusted .14  
 Municipal Expenditures

EXPENDITURES		REVENUES-REALIZED		1973 PROPERTY TAX	
GENERAL GOVERNMENT		1973 Property Taxes Collected		STATE EQUALIZED TAX RATE →	
Governing Body & Public Boards		822,497.21		Local District School Taxes	
Municipal Clerk		23,311.31		Regional & Consolidated School Tax 1.68	
Financial Administration	3,521.50	17,792.80		School Taxes in Municipal Budget	
Assessment of Taxes	2,835.00	37,553.91		County Taxes .88	
Collection of Taxes	1,400.00	52,168.49		County Library Taxes	
Planning, Housing & Development	2,500.00	14,839.84		Local Municipal Purpose Taxes .43	
Human Resources		3,773.53		Veteran & Senior Citizen Taxes .05	
Elections	400.00	971,937.09		Total Taxes for Rate Computation 3.04	
General Administration (other)	45,143.50	43,893.65		Special District Taxes	
JUDICIARY		1,015,830.74		Bank Stock Taxes	
Municipal Courts	3,300.00	30,679.00		Added and Omitted Taxes	
PUBLIC SAFETY		CAPITAL OUTLAY TOTAL		Total Taxes Levied - ABSTRACT	
Fire Protection	7,100.00	Public Enterprises		Total Taxes Billed	
Police Protection	28,850.00	Recreation—Culture		1973 TAXES COLLECTED	
Civil Defense & Disaster Control	200.00	Public Works		1973 Taxes Cancelled, Abated or Adjusted	
Environmental Inspection & Control	770.00	Buildings and Grounds		Transfer to Tax Title Liens or Foreclosed	
Other Public Safety		Library and Education		Balance Outstanding Dec. 31, 1973	
PUBLIC WORKS		Conservation		PRIOR YEARS TAXES OUTSTANDING	
Streets and Drainage	76,350.00	All Other		Balance January 1, 1973	
Sewers and Sewage Processing	2,000.00	CAPITAL DEBT AUTHORIZED, DECEMBER 31, 1973		Collected in 1973	
Garbage and Trash Disposal	19,000.00	ISSUED AND UNISSUED GROSS DEBT		Cancelled, Abated or Adjusted 1973	
Public Buildings and Grounds	10,400.00	SCHOOL 354,249		Transfers to Tax Title Liens or Foreclosed	
Other Public Works		Self-liquidating 24,000		Balance December 31, 1973	
HEALTH and WELFARE		Other 4,800		TAX TITLE LIENS OUTSTANDING	
Health Services Except Environmental	2,000.00	Total 383,049		Balance January 1, 1973	
Welfare-Public Assistance	175.00	ISSUED AND OUTSTANDING		Transfers From Taxes	
Hospitals, Clinics, First Aid		SCHOOL 354,249.72		Redeemed in 1973	
Animal, Insect, & Rodent Control		Self-liquidating 24,000.00		Cancelled, Abated or Adjusted (1973)	
Other Welfare Services		Other 4,800.00		Transfers to Foreclosed Property	
RECREATION and CONSERVATION		Total 383,049.72		Balance December 31, 1973	
Beaches and Boardwalks		EQUALIZED VALUATION BASIS		PROPERTY ACQUIRED BY DEED OR	
Parks, Playgrounds, Shade Trees	7,300.00	FOR NET DEBT COMPUTATION		FORECLOSURE	
Land Reclamation & Conservation		REAL PROPERTY VALUATIONS		Balance January 1, 1973	
Other Recreational Services	400.00	Code Class # of Parcels % VAL'N		Transfers From Taxes or Liens	
EDUCATION (excluding schools)		ASSESSED VALUATION		Sale for Cash (1973)	
Libraries	8,710.00	1 Vacant Land 111 3.15		Cancelled, Abated or Adjusted (1973)	
Other Educational Services		2 Residential 578 83.88		Balance December 31, 1973	
STATUTORY EXPENDITURES		3 Farm 5 .79		CURRENT FINANCES DECEMBER 31, 1973	
Pensions & F. I. C. A.	11,500.00	4a Commercial 43 10.86		ASSETS	
Employee Fringe Benefits	1,200.00	4b Industrial 4 1.33		Cash Dec. 31, 1973	
Other Statutory Expenditures		4c Apartments		Taxes Receivable	
MUNICIPAL FUNCTIONS		Total 741		Tax Title Liens	
CAPITAL IMPROVEMENTS	235,055.00	Land Area .99 Sq. Miles		Foreclosed Property	
DEBT SERVICE	15,000.00	Net Valuation Taxable-Municipal		Emergencies & Other Deferred Charges	
Principal Payments	3,100.00	Net Valuation Taxable-County		State Aid Receivable	
Interest Payments	350.00	State Equalized Valuation		Other Receivables	
DEFERRED CHARGES		State Equalization Ratio		Total	
SCHOOL, COUNTY, SPECIAL DISTRICT TAXES	726,690.30	Land Area .99 Sq. Miles		LIABILITIES, RESERVES, AND SURPLUS	
RESERVE FOR UNCOLLECTED TAXES	82,394.44	Net Valuation Taxable-Municipal		Cash Liabilities	
EMERGENCY EMPLOYMENT ACT OF 1971		Net Valuation Taxable-County		Reserves for Receivables	
EXPENDITURES		State Equalized Valuation		Surplus Dec. 31, 1973	
TOTAL	1,047,589.74	State Equalization Ratio		Total	

1707

Population 1970 5,750  
 Population 1973 6,225  
 S & P Rating  
 Moody Rating

General Tax Rate Per \$100.  
 5.92  
 State Equalized Tax Rate  
 5.04

PENNS GROVE BOROUGH — SALEM COUNTY  
 Form of Government:  
 Borough Council  
 Number of Members on Governing Body 6

PER CAPITA:  
 Gross Debt 135.73  
 Net Debt .98  
 Debt Service .86  
 Total Tax Levy 171.28  
 Municipal Expenditures 101.56

PER CENT:  
 Gross Debt 4.77  
 Net Debt .03  
 Tax Levy Collected 87.65  
 Tax Levy Cancelled, Abated  
 or Adjusted

EXPENDITURES		REVENUES-REALIZED		1973 PROPERTY TAX	
GENERAL GOVERNMENT				STATE EQUALIZED TAX RATE →	
Governing Body & Public Boards		1973 Property Taxes Collected	934,569.54	Local District School Taxes	
Municipal Clerk		1973 Payments in Lieu of Taxes		Regional & Consolidated School Tax 2.91	621,516.98
Financial Administration	5,600.00	Delinquent Tax & Lien Collections	104,506.25	School Taxes in Municipal Budget	
Assessment of Taxes	3,700.00	Business Personalty Replacement Taxes	54,601.19	County Taxes .84	179,665.51
Collection of Taxes	7,550.00	Taxes from Public Utilities	76,742.36	County Library Taxes	
Planning, Housing & Development	600.00	Other Miscellaneous Tax Revenues		Local Municipal Purpose Taxes 1.16	247,495.48
Human Resources		State Aid Revenues	32,616.91	Veteran & Senior Citizen Taxes .13	26,740.00
Elections		Federal Aid Revenues		Total Taxes for Rate Computation 5.04	1,075,417.97
General Administration (other)	43,750.00	State and Local Fiscal Assistance Act Utilized	52,345.00	Special District Taxes	
JUDICIARY		Sale of Acquired Property		Bank Stock Taxes	6,662.44
Municipal Courts	8,415.04	Other Miscellaneous Revenues	23,800.61	Added and Omitted Taxes	10,878.00
PUBLIC SAFETY		Other Revenues, Revenue Sharing Tax Effort	18,844.79	Total Taxes Levied - ABSTRACT	1,066,218.41
Fire Protection	21,275.00	Total	1,308,026.65	Total Taxes Billed	1,066,218.41
Police Protection	190,700.00	Prior Years Surplus Appropriated	90,000.00	1973 TAXES COLLECTED	934,569.54
Civil Defense & Disaster Control	250.00	REVENUES TOTAL	1,398,026.65	1973 Taxes Cancelled, Abated or Adjusted	
Environmental Inspection & Control	5,730.00	CAPITAL OUTLAY TOTAL	2,175.00	Transfer to Tax Title Liens or Foreclosed	
Other Public Safety				Balance Outstanding Dec. 31, 1973	131,648.87
PUBLIC WORKS				PRIOR YEARS TAXES OUTSTANDING	
Streets and Drainage	76,614.96	Public Enterprises		Balance January 1, 1973	100,303.10
Sewers and Sewage Processing		Recreation—Culture		Collected in 1973	98,474.18
Garbage and Trash Disposal	25,000.00	Public Works	2,175.00	Cancelled, Abated or Adjusted 1973	
Public Buildings and Grounds	12,030.00	Buildings and Grounds		Transfers to Tax Title Liens or Foreclosed	
Other Public Works		Library and Education		Balance December 31, 1973	1,828.92
HEALTH and WELFARE		Conservation		TAX TITLE LIENS OUTSTANDING	
Health Services Except Environmental	7,330.00	All Other		Balance January 1, 1973	29,615.94
Welfare—Public Assistance	1,685.00	CAPITAL DEBT AUTHORIZED, DECEMBER 31, 1973		Transfers From Taxes	
Hospitals, Clinics, First Aid	1,000.00	ISSUED AND UNISSUED GROSS DEBT		Redeemed in 1973	6,032.07
Animal, Insect, & Rodent Control	1,500.00	School 838,809		Cancelled, Abated or Adjusted (1973)	
Other Welfare Services		Self-liquidating 6,115	6,115	Transfers to Foreclosed Property	
RECREATION and CONSERVATION		Other 6,115	6,115	Balance December 31, 1973	23,583.87
Beaches and Boardwalks		Total 844,924	6,115	PROPERTY ACQUIRED BY DEED OR FORECLOSURE	
Parks, Playgrounds, Shade Trees		ISSUED AND OUTSTANDING		Balance January 1, 1973	16,200.00
Land Reclamation & Conservation		School 838,809.99		Transfers From Taxes or Liens	
Other Recreational Services	2,650.00	Self-Liquidating 6,115.00		Sale for Cash (1973)	
EDUCATION (excluding schools)		Other 844,924.99		Cancelled, Abated or Adjusted (1973)	
Libraries	6,800.00	Total	844,924.99	Balance December 31, 1973	16,200.00
Other Educational Services		EQUALIZED VALUATION BASIS		CURRENT FINANCES DECEMBER 31, 1973	
STATUTORY EXPENDITURES		FOR NET DEBT COMPUTATION	17,725,149.33	ASSETS	
Pensions & F. I. C. A.	22,250.00	REAL PROPERTY VALUATIONS		Cash Dec. 31, 1973	213,429.00
Employee Fringe Benefits		Code Class # of Parcels % VAL'N		Taxes Receivable	133,477.79
Other Statutory Expenditures		1 Vacant Land 332 2.82	464,350.00	Tax Title Liens	23,583.87
MUNICIPAL FUNCTIONS TOTAL	444,430.00	2 Residential 1320 70.67	11,619,450.00	Foreclosed Property	16,200.00
CAPITAL IMPROVEMENTS *MEMO*	24,830.00	3 Farm 1 500.00	500.00	Emergencies & Other Deferred Charges	
DEBT SERVICE		4a Commercial 120 24.11	3,963,400.00	State Aid Receivable	6,016.56
Principal Payments	5,000.00	4b Industrial		Other Receivables	21,376.61
Interest Payments	350.00	4c Apartments 11 2.39	393,100.00	Total	414,083.83
DEFERRED CHARGES	50,545.86	Total 1784	16,440,800.00	LIABILITIES, RESERVES, AND SURPLUS	
SCHOOL, COUNTY, SPECIAL DISTRICT TAXES	801,182.49	Land Area .90 Sq. Miles		Cash Liabilities	52,212.35
RESERVE FOR UNCOLLECTED TAXES	131,838.95	Net Valuation Taxable-Municipal	18,191,066.00	Reserves for Receivables	194,638.27
EMERGENCY EMPLOYMENT ACT OF 1971		Net Valuation Taxable-County	20,710,429.00	Surplus Dec. 31, 1973	167,233.21
EXPENDITURES TOTAL	1,433,407.30	State Equalized Valuation	21,031,252.00	Total	414,083.83
		State Equalization Ratio	85.27		

0427

Population 1970 36,440  
 Population 1973 36,965  
 S & P Rating A  
 Moody Rating BAA-1

General Tax Rate Per \$100. 4.53  
 State Equalized Tax Rate 2.95

## PENNSAUKEN TOWNSHIP — CAMDEN COUNTY

Form of Government:

Township Council

Number of Members on Governing Body 5

PER CAPITA: 290.42  
 Gross Debt 94.50  
 Net Debt 9.20  
 Debt Service 299.79  
 Total Tax Levy 104.14  
 Municipal Expenditures

PER CENT: 3.12  
 Gross Debt 1.02  
 Net Debt 96.92  
 Tax Levy Collected  
 Tax Levy Cancelled, Abated  
 or Adjusted

EXPENDITURES		REVENUES-REALIZED		1973 PROPERTY TAX	
<b>GENERAL GOVERNMENT</b>				<b>STATE EQUALIZED TAX RATE</b>	
Governing Body & Public Boards		1973 Property Taxes Collected	10,736,088.92	Local District School Taxes	1.68 6,346,078.45
Municipal Clerk		1973 Payments in Lieu of Taxes		Regional & Consolidated School Tax	
Financial Administration	50,500.00	Delinquent Tax & Lien Collections	344,773.80	School Taxes in Municipal Budget	
Assessment of Taxes	41,750.00	Business Personalty Replacement Taxes	824,499.77	County Taxes	.98 3,695,623.85
Collection of Taxes	53,710.00	Taxes from Public Utilities	882,700.04	County Library Taxes	
Planning, Housing & Development	16,170.00	Other Miscellaneous Tax Revenues		Local Municipal Purpose Taxes	.24 892,362.92
Human Resources	2,000.00	State Aid Revenues	168,909.63	Veteran & Senior Citizen Taxes	.07 268,940.00
Elections		Federal Aid Revenues	47,144.39	Total Taxes for Rate Computation	2.97 11,203,005.22
General Administration (other)	278,626.00	State and Local Fiscal Assistance Act Utilized	421,582.21	Special District Taxes	
<b>JUDICIARY</b>		Sale of Acquired Property		Bank Stock Taxes	19,887.08
Municipal Courts	45,860.00	Other Miscellaneous Revenues	163,860.61	Added and Omitted Taxes	127,965.75
<b>PUBLIC SAFETY</b>		Other Revenues, Revenue Sharing Tax Effort	148,377.82	Total Taxes Levied - ABSTRACT	11,081,918.05
Fire Protection	198,225.00	Total	13,737,937.19	Total Taxes Billed	11,077,730.50
Police Protection	851,718.21	Prior Years Surplus Appropriated	500,000.00	1973 TAXES COLLECTED	10,736,088.92
Civil Defense & Disaster Control	2,000.00	REVENUES TOTAL	14,237,937.19	1973 Taxes Cancelled, Abated or Adjusted	
Environmental Inspection & Control		CAPITAL OUTLAY TOTAL	327,256.18	Transfer to Tax Title Liens or Foreclosed	
Other Public Safety		Public Enterprises		Balance Outstanding Dec. 31, 1973	341,641.58
<b>PUBLIC WORKS</b>		Recreation—Culture	1,360.45	<b>PRIOR YEARS TAXES OUTSTANDING</b>	
Streets and Drainage	477,460.00	Public Works	313,262.85	Balance January 1, 1973	341,669.06
Sewers and Sewage Processing	490,000.00	Buildings and Grounds	12,632.88	Collected in 1973	329,558.06
Garbage and Trash Disposal	36,025.00	Library and Education		Cancelled, Abated or Adjusted 1973	
Public Buildings and Grounds		Conservation		Transfers to Tax Title Liens or Foreclosed	12,111.00
Other Public Works		All Other		Balance December 31, 1973	
<b>HEALTH and WELFARE</b>		CAPITAL DEBT AUTHORIZED, DECEMBER 31, 1973		<b>TAX TITLE LIENS OUTSTANDING</b>	
Health Services Except Environmental	37,425.00	ISSUED AND UNISSUED		Balance January 1, 1973	31,736.49
Welfare-Public Assistance	11,800.00	School	5,669,000	Transfers From Taxes	
Hospitals, Clinics, First Aid		Self-liquidating	1,282,974	Redeemed in 1973	15,215.74
Animal, Insect, & Rodent Control		Other	3,783,442	Cancelled, Abated or Adjusted (1973)	
Other Welfare Services		Total	10,735,416	Transfers to Foreclosed Property	16,520.75
<b>RECREATION and CONSERVATION</b>		ISSUED AND OUTSTANDING		Balance December 31, 1973	16,520.75
Beaches and Boardwalks	65,700.00	School	5,669,000.00	<b>PROPERTY ACQUIRED BY DEED OR FORECLOSURE</b>	
Parks, Playgrounds, Shade Trees	3,000.00	Self-Liquidating	1,282,974.20	Balance January 1, 1973	278,362.50
Land Reclamation & Conservation	37,675.00	Other	2,573,000.00	Transfers From Taxes or Liens	
Other Recreational Services		Total	9,524,974.20	Sale for Cash (1973)	
<b>EDUCATION (excluding schools)</b>		EQUALIZED VALUATION BASIS		Cancelled, Abated or Adjusted (1973)	
Libraries	105,500.00	FOR NET DEBT COMPUTATION	343,590,883.00	Balance December 31, 1973	278,362.50
Other Educational Services	1,000.00	<b>REAL PROPERTY VALUATIONS</b>		<b>CURRENT FINANCES DECEMBER 31, 1973</b>	
<b>STATUTORY EXPENDITURES</b>		Code Class # of Parcels % VAL'N	ASSESSED VALUATION	<b>ASSETS</b>	
Pensions & F. I. C. A.	135,463.67	1 Vacant Land 925 2.80	6,852,200.00	Cash Dec. 31, 1973	960,838.08
Employee Fringe Benefits	50,000.00	2 Residential 9676 51.96	126,991,100.00	Taxes Receivable	353,752.58
Other Statutory Expenditures		3 Farm		Tax Title Liens	16,520.75
<b>MUNICIPAL FUNCTIONS</b>		4a Commercial 660 32.58	79,632,800.00	Foreclosed Property	278,362.50
<b>CAPITAL IMPROVEMENTS</b>		4b Industrial 35 9.36	22,886,700.00	Emergencies & Other Deferred Charges	15,025.00
<b>DEBT SERVICE</b>		4c Apartments 20 3.29	8,035,050.00	State Aid Receivable	50,698.00
Principal Payments	203,000.00	Total 11316	244,397,850.00	Other Receivables	254,981.14
Interest Payments	137,000.00	Land Area 10.56 Sq. Miles		Total	1,930,178.05
<b>DEFERRED CHARGES</b>		Net Valuation Taxable-Municipal	247,048,664.00	<b>LIABILITIES, RESERVES, AND SURPLUS</b>	
SCHOOL, COUNTY, SPECIAL DISTRICT TAXES	10,041,702.30	Net Valuation Taxable-County	369,695,969.00	Cash Liabilities	603,194.31
RESERVE FOR UNCOLLECTED TAXES	362,887.79	State Equalized Valuation	377,394,307.00	Reserves for Receivables	903,616.97
EMERGENCY EMPLOYMENT ACT OF 1971	48,300.00	State Equalization Ratio	65.24	Surplus Dec. 31, 1973	423,366.77
<b>EXPENDITURES</b>				Total	1,930,178.05
<b>TOTAL</b>	2,991,607.88				
<b>*MEMO*</b>	232,436.00				
<b>TOTAL</b>	13,891,385.51				

1708

Population 1970 **13,315**  
 Population 1973 **14,585**  
 S & P Rating  
 Moody Rating

General Tax Rate Per \$100. **3.39**  
 State Equalized Tax Rate **2.98**

## PENNSVILLE TOWNSHIP — SALEM COUNTY

Form of Government:

Township Council

Number of Members on Governing Body 5

PER CAPITA:

Gross Debt **121.29**  
 Net Debt **.52**  
 Debt Service  
 Total Tax Levy **287.55**  
 Municipal Expenditures **258.41**

PER CENT:

Gross Debt **1.40**  
 Net Debt **.01**  
 Tax Levy Collected **90.35**  
 Tax Levy Cancelled, Abated or Adjusted **.44**

EXPENDITURES		REVENUES-REALIZED		1973 PROPERTY TAX	
<b>GENERAL GOVERNMENT</b>				<b>STATE EQUALIZED TAX RATE — 1.78</b>	
Governing Body & Public Boards	12,000.00	1973 Property Taxes Collected	3,787,876.18	Local District School Taxes	2,531,040.78
Municipal Clerk	7,925.00	1973 Payments in Lieu of Taxes		Regional & Consolidated School Tax	
Financial Administration	12,840.00	Delinquent Tax & Lien Collections	325,558.02	School Taxes in Municipal Budget	
Assessment of Taxes	13,310.00	Business Personalty Replacement Taxes	1,841,701.14	County Taxes	1,631,539.60
Collection of Taxes	29,400.00	Taxes from Public Utilities	1,418,452.61	County Library Taxes	
Planning, Housing & Development	5,228.58	Other Miscellaneous Tax Revenues		Local Municipal Purpose Taxes	
Human Resources		State Aid Revenues	73,257.65	Veteran & Senior Citizen Taxes	83,425.00
Elections		Federal Aid Revenues		Total Taxes for Rate Computation	2.99
General Administration (other)	77,530.00	State and Local Fiscal Assistance Act Utilized	257,938.00	Special District Taxes	
<b>JUDICIARY</b>		Sale of Acquired Property		Bank Stock Taxes	5,680.80
Municipal Courts	17,725.00	Other Miscellaneous Revenues	132,858.73	Added and Omitted Taxes	25,617.64
<b>PUBLIC SAFETY</b>		Other Revenues, Revenue Sharing Tax Effort	20,628.48	Total Taxes Levied - ABSTRACT	4,193,878.82
Fire Protection	43,555.00	Total	7,858,270.81	Total Taxes Billed	3,787,876.18
Police Protection	357,425.00	Prior Years Surplus Appropriated	175,000.00	1973 TAXES COLLECTED	
Civil Defense & Disaster Control	2,800.00	REVENUES TOTAL	8,033,270.81	1973 Taxes Cancelled, Abated or Adjusted	18,462.92
Environmental Inspection & Control	5,998.50			Transfer to Tax Title Liens or Foreclosed	9,353.16
Other Public Safety				Balance Outstanding Dec. 31, 1973	376,814.04
<b>PUBLIC WORKS</b>		<b>CAPITAL OUTLAY TOTAL</b>	<b>65,173.70</b>	<b>PRIOR YEARS TAXES OUTSTANDING</b>	
Streets and Drainage	643,717.00	Public Enterprises	20,496.00	Balance January 1, 1973	322,541.39
Sewers and Sewage Processing	125,214.24	Recreation—Culture		Collected in 1973	320,699.02
Garbage and Trash Disposal	84,165.00	Public Works		Cancelled, Abated or Adjusted 1973	151.70
Public Buildings and Grounds	28,320.00	Buildings and Grounds	44,677.70	Transfers to Tax Title Liens or Foreclosed	1,682.12
Other Public Works		Library and Education		Balance December 31, 1973	8.55
<b>HEALTH and WELFARE</b>		Conservation		<b>TAX TITLE LIENS OUTSTANDING</b>	
Health Services Except Environmental	21,080.00	All Other		Balance January 1, 1973	14,247.62
Welfare-Public Assistance	3,860.00			Transfers From Taxes	11,035.28
Hospitals, Clinics, First Aid	5,000.00			Redeemed in 1973	4,859.00
Animal, Insect, & Rodent Control	2,530.36			Cancelled, Abated or Adjusted (1973)	
Other Welfare Services				Transfers to Foreclosed Property	
<b>RECREATION and CONSERVATION</b>				Balance December 31, 1973	20,423.90
Beaches and Boardwalks	24,127.56			<b>PROPERTY ACQUIRED BY DEED OR FORECLOSURE</b>	
Parks, Playgrounds, Shade Trees				Balance January 1, 1973	48,955.00
Land Reclamation & Conservation				Transfers From Taxes or Liens	
Other Recreational Services	65,100.00			Sale for Cash (1973)	
<b>EDUCATION (excluding schools)</b>				Cancelled, Abated or Adjusted (1973)	
Libraries	23,000.00			Balance December 31, 1973	48,955.00
Other Educational Services	1,500,000.00			<b>CURRENT FINANCES DECEMBER 31, 1973</b>	
<b>STATUTORY EXPENDITURES</b>				<b>ASSETS</b>	
Pensions & F. I. C. A.	67,700.00			Cash Dec. 31, 1973	723,267.44
Employee Fringe Benefits	42,700.00			Taxes Receivable	376,822.59
Other Statutory Expenditures				Tax Title Liens	20,423.90
<b>MUNICIPAL FUNCTIONS TOTAL</b>	<b>3,222,251.24</b>			Foreclosed Property	48,955.00
<b>CAPITAL IMPROVEMENTS *MEMO*</b>	<b>343,188.00</b>			Emergencies & Other Deferred Charges	22,524.59
<b>DEBT SERVICE</b>				State Aid Receivable	167,000.00
Principal Payments				Other Receivables	40,624.62
Interest Payments				Total	1,399,618.14
<b>DEFERRED CHARGES</b>	<b>130,840.05</b>			<b>LIABILITIES, RESERVES, AND SURPLUS</b>	
<b>SCHOOL, COUNTY, SPECIAL DISTRICT TAXES</b>	<b>4,162,580.38</b>			Cash Liabilities	227,175.75
<b>RESERVE FOR UNCOLLECTED TAXES</b>	<b>415,846.31</b>			Reserves for Receivables	486,826.11
<b>EMERGENCY EMPLOYMENT ACT OF 1971</b>				Surplus Dec. 31, 1973	685,616.28
<b>EXPENDITURES TOTAL</b>	<b>7,931,517.98</b>			Total	1,399,618.14

1431

Population 1970 14,380  
 Population 1973 14,670  
 S & P Rating  
 Moody Rating

General Tax Rate Per \$100. 3.73  
 State Equalized Tax Rate 3.10

## PEQUANNOCK TOWNSHIP — MORRIS COUNTY

Form of Government:

Council-Manager Plan E (OMCL50)

Number of Members on Governing Body 5

PER CAPITA: 317.90  
 Gross Debt 48.52  
 Net Debt .93  
 Debt Service 358.75  
 Total Tax Levy 124.21  
 Municipal Expenditures

PER CENT: 2.99  
 Gross Debt .46  
 Net Debt 97.61  
 Tax Levy Collected  
 Tax Levy Cancelled, Abated or Adjusted .13

EXPENDITURES		REVENUES-REALIZED		1973 PROPERTY TAX	
GENERAL GOVERNMENT				STATE EQUALIZED TAX RATE 2.17	
Governing Body & Public Boards	2,070.00	1973 Property Taxes Collected 5,146,502.45		Local District School Taxes	3,711,737.50
Municipal Clerk		1973 Payments in Lieu of Taxes		Regional & Consolidated School Tax	
Financial Administration	19,375.00	Delinquent Tax & Lien Collections 93,805.09		School Taxes in Municipal Budget	
Assessment of Taxes	20,457.00	Business Personalty Replacement Taxes 85,654.63		County Taxes .44	747,580.12
Collection of Taxes	14,947.00	Taxes from Public Utilities 187,853.95		County Library Taxes	
Planning, Housing & Development	30,965.00	Other Miscellaneous Tax Revenues		Local Municipal Purpose Taxes .45	775,024.85
Human Resources	17,184.50	State Aid Revenues 79,636.95		Veteran & Senior Citizen Taxes .05	84,710.00
Elections		Federal Aid Revenues 23,378.46		Total Taxes for Rate Computation 3.11	5,319,052.47
General Administration (other)	150,079.00	State and Local Fiscal Assistance Act Utilized 148,431.50		Special District Taxes	
JUDICIARY		Sale of Acquired Property		Bank Stock Taxes	5,077.01
Municipal Courts	9,148.00	Other Miscellaneous Revenues 143,712.84		Added and Omitted Taxes	23,373.07
PUBLIC SAFETY		Other Revenues, Revenue Sharing Tax Effort 71,921.72		Total Taxes Levied - ABSTRACT	5,262,792.55
Fire Protection	29,505.00	Total 5,980,897.59		Total Taxes Billed	5,272,519.52
Police Protection	416,780.50	Prior Years Surplus Appropriated 353,000.00		1973 TAXES COLLECTED	5,146,502.45
Civil Defense & Disaster Control	5,785.00	REVENUES TOTAL 6,333,897.59		1973 Taxes Cancelled, Abated or Adjusted	6,625.90
Environmental Inspection & Control	10,181.00	CAPITAL OUTLAY TOTAL 466,614.65		Transfer to Tax Title Liens or Foreclosed	11,682.36
Other Public Safety	100.00	Public Enterprises		Balance Outstanding Dec. 31, 1973	107,708.81
PUBLIC WORKS		Recreation—Culture 31,930.00		PRIOR YEARS TAXES OUTSTANDING	
Streets and Drainage	185,910.00	Public Works 10,235.16		Balance January 1, 1973	101,072.37
Sewers and Sewage Processing	2,000.00	Buildings and Grounds 424,449.49		Collected in 1973	91,405.99
Garbage and Trash Disposal	5,735.00	Library and Education		Cancelled, Abated or Adjusted 1973	
Public Buildings and Grounds	55,138.00	Conservation		Transfers to Tax Title Liens or Foreclosed	3,032.64
Other Public Works	22,236.00	All Other		Balance December 31, 1973	6,633.74
HEALTH and WELFARE		CAPITAL DEBT AUTHORIZED, DECEMBER 31, 1973		TAX TITLE LIENS OUTSTANDING	
Health Services Except Environmental	96,874.98	ISSUED AND UNISSUED GROSS DEBT NET DEBT		Balance January 1, 1973	40,033.99
Welfare-Public Assistance	1,388.00	School 3,711,000		Transfers From Taxes	15,178.89
Hospitals, Clinics, First Aid	3,000.00	Self-liquidating 301,000 67,144		Redeemed in 1973	2,399.10
Animal, Insect, & Rodent Control		Other 651,550 644,670		Cancelled, Abated or Adjusted (1973)	
Other Welfare Services		Total 4,663,550 711,814		Transfers to Foreclosed Property	
RECREATION and CONSERVATION		ISSUED AND OUTSTANDING		Balance December 31, 1973	52,813.78
Beaches and Boardwalks		School 2,791,000.00		PROPERTY ACQUIRED BY DEED OR FORECLOSURE	
Parks, Playgrounds, Shade Trees	157,090.00	Self-Liquidating 287,000.00		Balance January 1, 1973	8,025.00
Land Reclamation & Conservation	3,820.00	Other 601,550.00		Transfers From Taxes or Liens	
Other Recreational Services	5,000.00	Total 3,679,550.00		Sole for Cash (1973)	
EDUCATION (excluding schools)		EQUALIZED VALUATION BASIS		Cancelled, Abated or Adjusted (1973)	
Libraries	101,100.00	FOR NET DEBT COMPUTATION 155,997,386.67		Balance December 31, 1973	8,025.00
Other Educational Services		REAL PROPERTY VALUATIONS		CURRENT FINANCES DECEMBER 31, 1973	
STATUTORY EXPENDITURES		Code Class # of Parcels % VAL'N ASSESSED VALUATION		ASSETS	
Pensions & F. I. C. A.	73,200.00	1 Vacant Land 335 4.87 6,915,700.00		Cash Dec. 31, 1973	707,210.42
Employee Fringe Benefits	25,700.00	2 Residential 3710 81.55 115,861,000.00		Taxes Receivable	114,342.55
Other Statutory Expenditures		3 Farm 29 .28 388,800.00		Tax Title Liens	52,813.78
MUNICIPAL FUNCTIONS		4a Commercial 149 12.08 17,162,450.00		Foreclosed Property	8,025.00
CAPITAL IMPROVEMENTS *MEMO*	106,140.00	4b Industrial 5 1.23 1,744,900.00		Emergencies & Other Deferred Charges	
DEBT SERVICE		4c Apartments		State Aid Receivable	
Principal Payments	3,700.00	Total 4228 142,072,850.00		Other Receivables	24,077.36
Interest Payments	10,000.00	Land Area 6.95 Sq. Miles		Total	506,469.11
DEFERRED CHARGES	10,327.95	Net Valuation Taxable-Municipal 142,912,869.00		LIABILITIES, RESERVES, AND SURPLUS	
SCHOOL, COUNTY, SPECIAL DISTRICT TAXES	4,459,317.62	Net Valuation Taxable-County 178,036,112.00		Cash Liabilities	238,887.74
RESERVE FOR UNCOLLECTED TAXES	319,685.36	State Equalized Valuation 171,273,133.00		Reserves for Receivables	199,258.69
EMERGENCY EMPLOYMENT ACT OF 1971	13,650.18	State Equalization Ratio 83.36		Surplus Dec. 31, 1973	468,322.68
EXPENDITURES TOTAL	6,281,450.09			Total	906,469.11

1216

Population 1970 38,850  
 Population 1973 39,640  
 S & P Rating  
 Moody Rating BAA

General Tax Rate Per \$100. 4.10  
 State Equalized Tax Rate 3.56

PERTH AMBOY CITY — MIDDLESEX COUNTY  
 Form of Government:  
 Mayor-Council Plan B (OMCL50)  
 Number of Members on Governing Body 5

PER CAPITA: 358.50  
 Gross Debt 54.13  
 Net Debt 31.43  
 Debt Service 286.75  
 Total Tax Levy 253.06  
 Municipal Expenditures

PER CENT: 5.04  
 Gross Debt .76  
 Net Debt 96.79  
 Tax Levy Collected  
 Tax Levy Cancelled, Abated or Adjusted .13

EXPENDITURES		REVENUES-REALIZED		1973 PROPERTY TAX	
GENERAL GOVERNMENT		1973 Property Taxes Collected		STATE EQUALIZED TAX RATE	
Governing Body & Public Boards	51,300.00	11,013,203.52		Local District School Taxes	1.85 5,934,962.03
Municipal Clerk	61,500.00	754,363.34		Regional & Consolidated School Tax	
Financial Administration	83,800.00	1,370,991.36		School Taxes in Municipal Budget	.21 659,464.50
Assessment of Taxes	80,200.00	525,330.15		County Taxes	.56 1,813,111.84
Collection of Taxes	99,700.00	2,087,249.93		County Library Taxes	
Planning, Housing & Development	1,195,551.00	37,462.91		Local Municipal Purpose Taxes	.89 2,876,131.36
Human Resources	309,871.64	866,019.00		Veteran & Senior Citizen Taxes	.05 174,450.00
Elections	11,150.00	613,607.71		Total Taxes for Rate Computation	3.56 11,458,119.73
General Administration (other)	417,785.00	259,599.09		Special District Taxes	
JUDICIARY		17,527,827.01		Bank Stock Taxes	13,096.42
Municipal Courts	40,315.00	594,168.62		Added and Omitted Taxes	70,105.69
PUBLIC SAFETY		18,121,995.63		Total Taxes Levied - ABSTRACT	11,366,871.84
Fire Protection	795,200.00	1,221,152.45		Total Taxes Billed	11,378,244.02
Police Protection	1,429,250.50	35,162.00		1973 TAXES COLLECTED	11,013,203.52
Civil Defense & Disaster Control	10,300.00	1,006.60		1973 Taxes Cancelled, Abated or Adjusted	15,146.31
Environmental Inspection & Control	68,900.00	47,066.41		Transfer to Tax Title Liens or Foreclosed	41,149.35
Other Public Safety		8,917.44		Balance Outstanding Dec. 31, 1973	308,744.84
PUBLIC WORKS		1,129,000.00		PRIOR YEARS TAXES OUTSTANDING	
Streets and Drainage	447,900.00	10,243,000.00		Balance January 1, 1973	1,134,033.00
Sewers and Sewage Processing	205,700.00	1,763,000.00		Collected in 1973	751,825.61
Garbage and Trash Disposal	397,100.00	2,204,899.00		Cancelled, Abated or Adjusted 1973	115,486.69
Public Buildings and Grounds	406,155.00	14,210,899.00		Transfers to Tax Title Liens or Foreclosed	35,564.70
Other Public Works	40,300.00	2,145,803.00		Balance December 31, 1973	231,156.00
HEALTH and WELFARE		10,243,000.00		TAX TITLE LIENS OUTSTANDING	
Health Services Except Environmental	154,525.00	1,763,000.00		Balance January 1, 1973	67,019.39
Welfare-Public Assistance	57,400.00	2,204,899.00		Transfers From Taxes	84,402.77
Hospitals, Clinics, First Aid	25,000.00	14,210,899.00		Redeemed in 1973	2,784.38
Animal, Insect, & Rodent Control		10,243,000.00		Cancelled, Abated or Adjusted (1973)	
Other Welfare Services		1,763,000.00		Transfers to Foreclosed Property	
RECREATION and CONSERVATION		2,204,899.00		Balance December 31, 1973	148,637.78
Beaches and Boardwalks	17,500.00	10,243,000.00		PROPERTY ACQUIRED BY DEED OR FORECLOSURE	
Parks, Playgrounds, Shade Trees	169,800.00	1,763,000.00		Balance January 1, 1973	21,740.00
Land Reclamation & Conservation		2,204,899.00		Transfers From Taxes or Liens	
Other Recreational Services	243,600.00	10,243,000.00		Sale for Cash (1973)	
EDUCATION (excluding schools)		1,763,000.00		Cancelled, Abated or Adjusted (1973)	
Libraries	156,900.00	2,204,899.00		Balance December 31, 1973	21,740.00
Other Educational Services	10,000.00	10,243,000.00		CURRENT FINANCES DECEMBER 31, 1973	
STATUTORY EXPENDITURES		2,204,899.00		ASSETS	
Pensions & F. I. C. A.	696,510.00	10,243,000.00		Cash Dec. 31, 1973	2,348,468.38
Employee Fringe Benefits	271,000.00	1,763,000.00		Taxes Receivable	539,900.84
Other Statutory Expenditures		2,204,899.00		Tax Title Liens	148,637.78
MUNICIPAL FUNCTIONS		10,243,000.00		Foreclosed Property	21,740.00
CAPITAL IMPROVEMENTS	*MEMO*	1,763,000.00		Emergencies & Other Deferred Charges	60,000.00
DEBT SERVICE		2,204,899.00		State Aid Receivable	40,337.39
Principal Payments	602,500.00	10,243,000.00		Other Receivables	60,778.67
Interest Payments	643,424.25	1,763,000.00		Total	3,219,863.06
TYPE I SCHL DEBT *MEMO	945,103.50	2,204,899.00		LIABILITIES, RESERVES, AND SURPLUS	
DEFERRED CHARGES	113,354.72	10,243,000.00		Cash Liabilities	1,117,178.30
SCHOOL, COUNTY, SPECIAL DISTRICT TAXES	8,407,538.37	1,763,000.00		Reserves for Receivables	771,057.29
RESERVE FOR UNCOLLECTED TAXES	560,963.48	2,204,899.00		Surplus Dec. 31, 1973	1,331,627.47
EMERGENCY EMPLOYMENT ACT OF 1971	156,680.00	10,243,000.00		Total	3,219,863.06
EXPENDITURES	TOTAL	18,438,673.96			

1971/3000

\* ABOVE DEBT SERVICE INCLUDES TYPE I SCHOOL DEBT

2119

Population 1970 17,855  
 Population 1973 18,000  
 S & P Rating A  
 Moody Rating BAA

General Tax Rate Per \$100. 4.23  
 State Equalized Tax Rate 3.93

## PHILLIPSBURG TOWN — WARREN COUNTY

Form of Government:

Council-Manager Plan B (OMCL50)

Number of Members on Governing Body 5

PER CAPITA:  
 Gross Debt 396.37  
 Net Debt 115.62  
 Debt Service 19.85  
 Total Tax Levy 239.92  
 Municipal Expenditures 158.67

PER CENT:  
 Gross Debt 7.78  
 Net Debt 2.27  
 Tax Levy Collected 94.61  
 Tax Levy Cancelled, Abated or Adjusted .11

EXPENDITURES		REVENUES-REALIZED		1973 PROPERTY TAX	
<b>GENERAL GOVERNMENT</b>				<b>STATE EQUALIZED TAX RATE</b> 2.11	
Governing Body & Public Boards	12,200.00	1973 Property Taxes Collected	4,091,690.01	Local District School Taxes	2,367,195.81
Municipal Clerk	100.00	1973 Payments in Lieu of Taxes		Regional & Consolidated School Tax	
Financial Administration	5,200.00	Delinquent Tax & Lien Collections	168,683.62	School Taxes in Municipal Budget	.06 61,985.00
Assessment of Taxes	13,579.00	Business Personalty Replacement Taxes	409,672.05	County Taxes	.68 763,494.62
Collection of Taxes	40,915.00	Taxes from Public Utilities	280,333.84	County Library Taxes	
Planning, Housing & Development	63,564.32	Other Miscellaneous Tax Revenues		Local Municipal Purpose Taxes	.98 1,094,531.26
Human Resources		State Aid Revenues	270,196.02	Veteran & Senior Citizen Taxes	.11 118,100.00
Elections	7,500.00	Federal Aid Revenues		Total Taxes for Rate Computation	3.94 4,405,306.69
General Administration (other)	199,386.60	State and Local Fiscal Assistance Act Utilized	319,787.34	Special District Taxes	
<b>JUDICIARY</b>		Sale of Acquired Property		Bank Stock Taxes	13,538.01
Municipal Courts	21,212.00	Other Miscellaneous Revenues	214,552.90	Added and Omitted Taxes	17,876.71
<b>PUBLIC SAFETY</b>		Other Revenues, Revenue Sharing Tax Effort	172,276.51	Total Taxes Levied - ABSTRACT	4,318,621.41
Fire Protection	42,220.00	Total	5,927,192.29	Total Taxes Billed	4,324,604.60
Police Protection	535,880.00	Prior Years Surplus Appropriated	313,500.00	1973 TAXES COLLECTED	4,091,690.01
Civil Defense & Disaster Control	2,000.00	<b>REVENUES TOTAL</b>	6,240,692.29	1973 Taxes Cancelled, Abated or Adjusted	4,920.55
Environmental Inspection & Control	17,650.00	<b>CAPITAL OUTLAY TOTAL</b>	436,084.29	Transfer to Tax Title Liens or Foreclosed	11,491.02
Other Public Safety				Balance Outstanding Dec. 31, 1973	216,503.02
<b>PUBLIC WORKS</b>				<b>PRIOR YEARS TAXES OUTSTANDING</b>	
Streets and Drainage	174,125.00	Public Enterprises		Balance January 1, 1973	185,538.98
Sewers and Sewage Processing	206,521.00	Recreation—Culture	4,688.44	Collected in 1973	164,629.84
Garbage and Trash Disposal	93,541.00	Public Works	226,070.76	Cancelled, Abated or Adjusted 1973	852.38
Public Buildings and Grounds	197,399.00	Buildings and Grounds	54,859.75	Transfers to Tax Title Liens or Foreclosed	3,447.20
Other Public Works		Library and Education		Balance December 31, 1973	16,609.56
<b>HEALTH and WELFARE</b>		Conservation		<b>TAX TITLE LIENS OUTSTANDING</b>	
Health Services Except Environmental	700.00	All Other	150,465.34	Balance January 1, 1973	21,573.84
Welfare-Public Assistance	15,482.00	<b>CAPITAL DEBT AUTHORIZED, DECEMBER 31, 1973</b>		Transfers From Taxes	15,292.63
Hospitals, Clinics, First Aid	5,000.00	<b>ISSUED AND UNISSUED GROSS DEBT NET DEBT</b>		Redeemed in 1973	4,053.78
Animal, Insect, & Rodent Control	3,200.00	School 5,198,000 144,459		Cancelled, Abated or Adjusted (1973)	526.05
Other Welfare Services		Self-liquidating		Transfers to Foreclosed Property	
<b>RECREATION and CONSERVATION</b>		Other 1,936,648 1,936,648		Balance December 31, 1973	32,286.64
Beaches and Boardwalks		Total 7,134,648 2,081,107		<b>PROPERTY ACQUIRED BY DEED OR FORECLOSURE</b>	
Parks, Playgrounds, Shade Trees	57,540.00	<b>ISSUED AND OUTSTANDING</b>		Balance January 1, 1973	53,625.00
Land Reclamation & Conservation		School 4,488,000.00		Transfers From Taxes or Liens	
Other Recreational Services	30,435.00	Self-Liquidating		Sale for Cash (1973)	
<b>EDUCATION (excluding schools)</b>		Other 1,808,000.00		Cancelled, Abated or Adjusted (1973)	
Libraries	129,525.00	Total 6,296,000.00		Balance December 31, 1973	53,625.00
Other Educational Services		<b>EQUALIZED VALUATION BASIS FOR NET DEBT COMPUTATION</b>	91,713,521.00	<b>CURRENT FINANCES DECEMBER 31, 1973</b>	
<b>STATUTORY EXPENDITURES</b>		<b>REAL PROPERTY VALUATIONS</b>		<b>ASSETS</b>	
Pensions & F. I. C. A.	127,000.00	Code Class # of Parcels % VAL'N		Cash Dec. 31, 1973	2,232,441.41
Employee Fringe Benefits	30,086.40	1 Vacant Land 423 1.72	1,744,250.00	Taxes Receivable	233,112.58
Other Statutory Expenditures		2 Residential 4306 57.26	58,657,125.00	Tax Title Liens	32,286.64
<b>MUNICIPAL FUNCTIONS TOTAL</b>	2,031,961.32	3 Farm 3 .01	14,000.00	Foreclosed Property	53,625.00
<b>CAPITAL IMPROVEMENTS *MEMO*</b>	190,465.34	4a Commercial 365 13.27	13,451,550.00	Emergencies & Other Deferred Charges	68,924.31
<b>DEBT SERVICE</b>		4b Industrial 31 22.79	23,107,150.00	State Aid Receivable	118,020.50
Principal Payments	225,000.00	4c Apartments 12 4.96	5,026,550.00	Other Receivables	63,250.42
Interest Payments	132,315.00	Total 5140	101,400,625.00	Total	2,801,660.86
<b>TYPE I SCHL DEBT *MEMO</b>	127,995.50	Land Area 2.90 Sq. Miles		<b>LIABILITIES, RESERVES, AND SURPLUS</b>	
<b>DEFERRED CHARGES</b>	45,400.00	Net Valuation Taxable-Municipal	104,209,175.00	Cash Liabilities	1,799,728.84
<b>SCHOOL, COUNTY, SPECIAL DISTRICT TAXES</b>	3,192,675.43	Net Valuation Taxable-County	101,692,846.00	Reserves for Receivables	382,274.64
<b>RESERVE FOR UNCOLLECTED TAXES</b>	421,395.01	State Equalized Valuation	112,477,722.00	Surplus Dec. 31, 1973	619,657.38
<b>EMERGENCY EMPLOYMENT ACT OF 1971</b>		State Equalization Ratio	93.10	Total	2,801,660.86
<b>EXPENDITURES TOTAL</b>	6,048,746.76				

1971/3000

\* ABOVE DEBT SERVICE INCLUDES TYPE I SCHOOL DEBT

1709

Population 1970 2,720  
 Population 1973 2,840  
 S & P Rating  
 Moody Rating

General Tax Rate Per \$100. 3.62  
 State Equalized Tax Rate 2.78

## PILESGROVE TOWNSHIP — SALEM COUNTY

Form of Government:

Township Committee

Number of Members on Governing Body 3

PER CAPITA:

Gross Debt 115.93  
 Net Debt  
 Debt Service  
 Total Tax Levy 261.69  
 Municipal Expenditures 104.86

PER CENT:

Gross Debt 1.41  
 Net Debt  
 Tax Levy Collected 91.20  
 Tax Levy Cancelled, Abated or Adjusted .05

EXPENDITURES		REVENUES-REALIZED		1973 PROPERTY TAX	
GENERAL GOVERNMENT		1973 Property Taxes Collected 677,804.93		STATE EQUALIZED TAX RATE →	
Governing Body & Public Boards		1973 Payments in Lieu of Taxes		Local District School Taxes	
Municipal Clerk		Delinquent Tax & Lien Collections	58,490.26	Regional & Consolidated School Tax 1.91	514,600.05
Financial Administration	4,700.00	Business Personality Replacement Taxes	27,927.38	School Taxes in Municipal Budget	
Assessment of Taxes	2,700.00	Taxes from Public Utilities	118,893.55	County Taxes .82	219,673.35
Collection of Taxes	3,700.00	Other Miscellaneous Tax Revenues		County Library Taxes	
Planning, Housing & Development	5,450.00	State Aid Revenues	35,973.20	Local Municipal Purpose Taxes	-226.78
Human Resources		Federal Aid Revenues		Veteran & Senior Citizen Taxes .05	14,115.00
Elections		State and Local Fiscal Assistance Act Utilized	10,196.00	Total Taxes for Rate Computation 2.78	748,161.62
General Administration (other)	17,600.00	Sale of Acquired Property	2,375.00	Special District Taxes	
JUDICIARY		Other Miscellaneous Revenues	27,097.04	Bank Stock Taxes	226.78
Municipal Courts	4,600.00	Other Revenues, Revenue Sharing Tax Effort	7,629.97	Added and Omitted Taxes	8,915.16
PUBLIC SAFETY		Total	976,387.33	Total Taxes Levied - ABSTRACT	743,188.56
Fire Protection	12,500.00	Prior Years Surplus Appropriated	109,181.80	Total Taxes Billed	743,188.41
Police Protection	200.00	REVENUES TOTAL	1,085,569.13	1973 TAXES COLLECTED	677,804.93
Civil Defense & Disaster Control	100.00	CAPITAL OUTLAY TOTAL	3,943.33	1973 Taxes Cancelled, Abated or Adjusted	369.24
Environmental Inspection & Control	1,750.00	Public Enterprises		Transfer to Tax Title Liens or Foreclosed	629.88
Other Public Safety		Recreation—Culture		Balance Outstanding Dec. 31, 1973	64,384.36
PUBLIC WORKS		Public Works		PRIOR YEARS TAXES OUTSTANDING	
Streets and Drainage	112,896.00	Buildings and Grounds	3,943.33	Balance January 1, 1973	66,818.34
Sewers and Sewage Processing		Library and Education		Collected in 1973	66,027.26
Garbage and Trash Disposal	5,000.00	Conservation		Cancelled, Abated or Adjusted 1973	
Public Buildings and Grounds	9,999.40	All Other		Transfers to Tax Title Liens or Foreclosed	687.54
Other Public Works		CAPITAL DEBT AUTHORIZED, DECEMBER 31, 1973		Balance December 31, 1973	103.54
HEALTH and WELFARE		ISSUED AND UNISSUED		TAX TITLE LIENS OUTSTANDING	
Health Services Except Environmental	400.00	School	329,239	Balance January 1, 1973	3,259.30
Welfare-Public Assistance	3,000.00	Self-liquidating		Transfers From Taxes	1,465.98
Hospitals, Clinics, First Aid	1,000.00	Other		Redeemed in 1973	2,463.00
Animal, Insect, & Rodent Control	2,000.00	Total	329,239	Cancelled, Abated or Adjusted (1973)	
Other Welfare Services		ISSUED AND OUTSTANDING		Transfers to Foreclosed Property	
RECREATION and CONSERVATION		School	329,239.09	Balance December 31, 1973	2,262.28
Beaches and Boardwalks		Self-liquidating		PROPERTY ACQUIRED BY DEED OR	
Parks, Playgrounds, Shade Trees		Other		FORECLOSURE	
Land Reclamation & Conservation		Total	329,239.09	Balance January 1, 1973	11,300.00
Other Recreational Services		EQUALIZED VALUATION BASIS		Transfers From Taxes or Liens	
EDUCATION (excluding schools)		FOR NET DEBT COMPUTATION	23,392,741.33	Sale for Cash (1973)	2,375.00
Libraries	1,300.00	REAL PROPERTY VALUATIONS		Cancelled, Abated or Adjusted (1973)	8,625.00
Other Educational Services		Code Class # of Parcels % VAL'N		Balance December 31, 1973	300.00
STATUTORY EXPENDITURES		ASSESSED VALUATION		CURRENT FINANCES DECEMBER 31, 1973	
Pensions & F. I. C. A.	4,600.00	1 Vacant Land 217 1.94	388,700.00	ASSETS	
Employee Fringe Benefits	1,100.00	2 Residential 604 53.95	10,819,600.00	Cash Dec. 31, 1973	493,748.24
Other Statutory Expenditures		3 Farm 530 34.26	6,871,000.00	Taxes Receivable	64,487.90
MUNICIPAL FUNCTIONS		4a Commercial 40 7.27	1,457,700.00	Tax Title Liens	2,262.28
CAPITAL IMPROVEMENTS *MEMO*	81,000.00	4b Industrial 2 2.58	518,200.00	Foreclosed Property	300.00
DEBT SERVICE		4c Apartments		Emergencies & Other Deferred Charges	
Principal Payments		Total 1393	20,055,200.00	State Aid Receivable	36,241.18
Interest Payments		Land Area 36.10 Sq. Miles		Other Receivables	6,318.34
DEFERRED CHARGES	4,631.80	Net Valuation Taxable-Municipal	20,709,819.00	Total	603,357.94
SCHOOL, COUNTY, SPECIAL DISTRICT TAXES	734,273.40	Net Valuation Taxable-County	25,167,195.00	LIABILITIES, RESERVES, AND SURPLUS	
RESERVE FOR UNCOLLECTED TAXES	98,568.20	State Equalized Valuation	26,700,955.00	Cash Liabilities	130,976.78
EMERGENCY EMPLOYMENT ACT OF 1971		State Equalization Ratio	77.00	Reserves for Receivables	73,368.52
EXPENDITURES TOTAL	1,032,058.80			Surplus Dec. 31, 1973	399,012.64
				Total	603,357.94

1522

Population 1970 **1,405**  
 Population 1973 **1,475**  
 S & P Rating  
 Moody Rating

General Tax Rate Per \$100 **3.38**  
 State Equalized Tax Rate **2.55**

## PINE BEACH BOROUGH — OCEAN COUNTY

Form of Government:

Borough Council

Number of Members on Governing Body 6

PER CAPITA:  
 Gross Debt **524.83**  
 Net Debt **10.17**  
 Debt Service **336.91**  
 Total Tax Levy **112.03**  
 Municipal Expenditures

PER CENT:  
 Gross Debt **4.49**  
 Net Debt **.09**  
 Tax Levy Collected **97.48**  
 Tax Levy Cancelled, Abated or Adjusted **.02**

EXPENDITURES		REVENUES-REALIZED		1973 PROPERTY TAX	
GENERAL GOVERNMENT				STATE EQUALIZED TAX RATE →	
Governing Body & Public Boards		1973 Property Taxes Collected		Local District School Taxes	
Municipal Clerk		1973 Payments in Lieu of Taxes		Regional & Consolidated School Tax <b>1.81</b>	<b>361,541.60</b>
Financial Administration	<b>2,500.00</b>	Delinquent Tax & Lien Collections		School Taxes in Municipal Budget	
Assessment of Taxes	<b>2,004.50</b>	Business Personalty Replacement Taxes		County Taxes	<b>.42</b>
Collection of Taxes	<b>2,696.87</b>	Taxes from Public Utilities		County Library Taxes	<b>.02</b>
Planning, Housing & Development	<b>90.00</b>	Other Miscellaneous Tax Revenues		Local Municipal Purpose Taxes	<b>.21</b>
Human Resources		State Aid Revenues		Veteran & Senior Citizen Taxes	<b>.09</b>
Elections		Federal Aid Revenues		Total Taxes for Rate Computation	<b>2.55</b>
General Administration (other)	<b>15,050.05</b>	State and Local Fiscal Assistance Act Utilized		Special District Taxes	
JUDICIARY		Sale of Acquired Property		Bank Stock Taxes	<b>1,498.76</b>
Municipal Courts	<b>2,533.00</b>	Other Miscellaneous Revenues		Added and Omitted Taxes	<b>3,841.23</b>
PUBLIC SAFETY		Other Revenues, Revenue Sharing Tax Effort		Total Taxes Levied - ABSTRACT	<b>496,948.13</b>
Fire Protection	<b>6,000.00</b>	Total		Total Taxes Billed	<b>496,948.13</b>
Police Protection	<b>33,945.35</b>	Prior Years Surplus Appropriated		1973 TAXES COLLECTED	<b>484,401.43</b>
Civil Defense & Disaster Control		REVENUES TOTAL		1973 Taxes Cancelled, Abated or Adjusted	<b>80.00</b>
Environmental Inspection & Control		CAPITAL OUTLAY TOTAL		Transfer to Tax Title Liens or Foreclosed	<b>1,299.06</b>
Other Public Safety				Balance Outstanding Dec. 31, 1973	<b>11,167.64</b>
PUBLIC WORKS				PRIOR YEARS TAXES OUTSTANDING	
Streets and Drainage	<b>30,807.08</b>	Public Enterprises		Balance January 1, 1973	<b>16,492.39</b>
Sewers and Sewage Processing		Recreation—Culture		Collected in 1973	<b>15,535.51</b>
Garbage and Trash Disposal	<b>17,181.18</b>	Public Works		Cancelled, Abated or Adjusted 1973	
Public Buildings and Grounds		Buildings and Grounds		Transfers to Tax Title Liens or Foreclosed	
Other Public Works		Library and Education		Balance December 31, 1973	<b>956.88</b>
HEALTH and WELFARE		Conservation		TAX TITLE LIENS OUTSTANDING	
Health Services Except Environmental	<b>528.49</b>	All Other		Balance January 1, 1973	<b>3,915.10</b>
Welfare-Public Assistance		CAPITAL DEBT AUTHORIZED, DECEMBER 31, 1973		Transfers From Taxes	<b>1,299.06</b>
Hospitals, Clinics, First Aid		ISSUED AND UNISSUED GROSS DEBT NET DEBT		Redeemed in 1973	
Animal, Insect, & Rodent Control	<b>310.60</b>	School <b>549,129</b>		Cancelled, Abated or Adjusted (1973)	
Other Welfare Services		Self-liquidating <b>210,000</b>		Transfers to Foreclosed Property	
RECREATION and CONSERVATION		Other <b>15,000</b>		Balance December 31, 1973	<b>5,214.16</b>
Beaches and Boardwalks	<b>7,453.64</b>	Total <b>774,129</b>		PROPERTY ACQUIRED BY DEED OR	
Parks, Playgrounds, Shade Trees	<b>212.00</b>			FORECLOSURE	
Land Reclamation & Conservation		ISSUED AND OUTSTANDING		Balance January 1, 1973	<b>17,708.75</b>
Other Recreational Services	<b>735.00</b>	School <b>465,844.62</b>		Transfers From Taxes or Liens	
EDUCATION (excluding schools)		Self-Liquidating <b>210,000.00</b>		Sale for Cash (1973)	<b>4,108.75</b>
Libraries		Other		Cancelled, Abated or Adjusted (1973)	
Other Educational Services		Total <b>675,844.62</b>		Balance December 31, 1973	<b>13,600.00</b>
STATUTORY EXPENDITURES		EQUALIZED VALUATION BASIS		CURRENT FINANCES DECEMBER 31, 1973	
Pensions & F. I. C. A.	<b>4,100.00</b>	FOR NET DEBT COMPUTATION		ASSETS	
Employee Fringe Benefits	<b>6,571.00</b>	REAL PROPERTY VALUATIONS		Cash Dec. 31, 1973	<b>240,919.84</b>
Other Statutory Expenditures		Code Class # of Parcels % VAL'N ASSESSED VALUATION		Taxes Receivable	<b>12,124.52</b>
MUNICIPAL FUNCTIONS		1 Vacant Land <b>201</b> <b>4.52</b>		Tax Title Liens	<b>5,214.16</b>
CAPITAL IMPROVEMENTS	<b>*MEMO*</b>	2 Residential <b>709</b> <b>90.68</b>		Foreclosed Property	<b>13,600.00</b>
DEBT SERVICE		3 Farm		Emergencies & Other Deferred Charges	<b>3,098.76</b>
Principal Payments		4a Commercial <b>11</b> <b>4.80</b>		State Aid Receivable	<b>12,000.00</b>
Interest Payments		4b Industrial		Other Receivables	<b>7,836.11</b>
DEFERRED CHARGES	<b>7,350.00</b>	4c Apartments		Total	<b>294,793.39</b>
SCHOOL, COUNTY, SPECIAL DISTRICT TAXES	<b>450,106.90</b>	Total <b>921</b>		LIABILITIES, RESERVES, AND SURPLUS	
RESERVE FOR UNCOLLECTED TAXES	<b>25,173.62</b>	Land Area <b>.60</b> Sq. Miles		Cash Liabilities	<b>201,609.30</b>
EMERGENCY EMPLOYMENT ACT OF 1971		Net Valuation Taxable-Municipal		Reserves for Receivables	<b>38,774.79</b>
EXPENDITURES	<b>TOTAL</b>	Net Valuation Taxable-County		Surplus Dec. 31, 1973	<b>54,409.30</b>
	<b>615,349.28</b>	State Equalized Valuation		Total	<b>294,793.39</b>
		State Equalization Ratio			

0428

Population 1970 5,140  
 Population 1973 6,055  
 S & P Rating  
 Moody Rating

General Tax Rate Per \$100 3.78  
 State Equalized Tax Rate 3.60

PINE HILL BOROUGH — CAMDEN COUNTY  
 Form of Government:  
 Borough Council  
 Number of Members on Governing Body 6

PER CAPITA: 205.50  
 Gross Debt 19.90  
 Net Debt 2.57  
 Debt Service 229.04  
 Total Tax Levy 122.54  
 Municipal Expenditures

PER CENT: 4.74  
 Gross Debt .46  
 Net Debt 86.09  
 Tax Levy Collected  
 Tax Levy Cancelled, Abated or Adjusted .29

EXPENDITURES		REVENUES-REALIZED		1973 PROPERTY TAX	
GENERAL GOVERNMENT				STATE EQUALIZED TAX RATE 1.01	
Governing Body & Public Boards		1973 Property Taxes Collected	1,193,883.76	Local District School Taxes	355,788.38
Municipal Clerk	10,130.23	1973 Payments in Lieu of Taxes		Regional & Consolidated School Tax	337,742.99
Financial Administration	6,800.00	Delinquent Tax & Lien Collections	144,781.87	School Taxes in Municipal Budget	
Assessment of Taxes	12,550.00	Business Personalty Replacement Taxes	6,857.99	County Taxes	262,661.20
Collection of Taxes	3,345.00	Taxes from Public Utilities	81,042.22	County Library Taxes	8,317.90
Planning, Housing & Development		Other Miscellaneous Tax Revenues		Local Municipal Purpose Taxes	268,582.38
Human Resources	920.00	State Aid Revenues	28,070.58	Veteran & Senior Citizen Taxes	35,069.00
Elections	89,970.00	Federal Aid Revenues	71,666.00	Total Taxes for Rate Computation	1,268,161.85
General Administration (other)		State and Local Fiscal Assistance Act Utilized		Special District Taxes	
JUDICIARY	12,325.00	Sale of Acquired Property	20,732.39	Bank Stock Taxes	728.62
Municipal Courts		Other Miscellaneous Revenues	104,009.51	Added and Omitted Taxes	152,992.00
PUBLIC SAFETY	16,750.00	Other Revenues, Revenue Sharing Tax Effort	1,651,044.32	Total Taxes Levied - ABSTRACT	1,386,813.47
Fire Protection	171,250.00	Total	1,841,044.32	Total Taxes Billed	1,386,813.47
Police Protection	100.00	Prior Years Surplus Appropriated	190,000.00	1973 TAXES COLLECTED	1,193,883.76
Civil Defense & Disaster Control	6,900.00	REVENUES		1973 Taxes Cancelled, Abated or Adjusted	3,988.23
Environmental Inspection & Control		TOTAL	25,999.18	Transfer to Tax Title Liens or Foreclosed	
Other Public Safety		CAPITAL OUTLAY		Balance Outstanding Dec. 31, 1973	188,941.48
PUBLIC WORKS	112,565.00	Public Enterprises		PRIOR YEARS TAXES OUTSTANDING	
Streets and Drainage		Recreation—Culture	8,163.00	Balance January 1, 1973	150,123.62
Sewers and Sewage Processing	7,250.00	Public Works	2,310.00	Collected in 1973	123,188.80
Garbage and Trash Disposal	17,705.00	Buildings and Grounds	15,526.18	Cancelled, Abated or Adjusted 1973	964.55
Public Buildings and Grounds		Library and Education		Transfers to Tax Title Liens or Foreclosed	
Other Public Works		Conservation		Balance December 31, 1973	25,970.27
HEALTH and WELFARE	1,500.00	All Other		TAX TITLE LIENS OUTSTANDING	
Health Services Except Environmental	2,490.00	CAPITAL DEBT AUTHORIZED, DECEMBER 31, 1973		Balance January 1, 1973	35,742.96
Welfare-Public Assistance		ISSUED AND UNISSUED		Transfers From Taxes	
Hospitals, Clinics, First Aid	1,200.00	School	1,123,800	Redeemed in 1973	21,593.07
Animal, Insect, & Rodent Control		Self-liquidating	120,500	Cancelled, Abated or Adjusted (1973)	
Other Welfare Services		Other	120,500	Transfers to Foreclosed Property	
RECREATION and CONSERVATION	4,500.00	Total	1,244,300	Balance December 31, 1973	14,149.89
Beaches and Boardwalks		ISSUED AND OUTSTANDING		PROPERTY ACQUIRED BY DEED OR	
Parks, Playgrounds, Shade Trees	2,500.00	School	1,123,800.64	FORECLOSURE	
Land Reclamation & Conservation		Self-Liquidating		Balance January 1, 1973	51,666.03
Other Recreational Services		Other	118,500.00	Transfers From Taxes or Liens	
EDUCATION (excluding schools)		Total	1,242,300.64	Sale for Cash (1973)	
Libraries		EQUALIZED VALUATION BASIS		Cancelled, Abated or Adjusted (1973)	
Other Educational Services	24,871.26	FOR NET DEBT COMPUTATION	26,226,307.00	Balance December 31, 1973	51,666.03
STATUTORY EXPENDITURES		REAL PROPERTY VALUATIONS		CURRENT FINANCES DECEMBER 31, 1973	
Pensions & F. I. C. A.		Code Class # of Parcels % VAL'N		ASSETS	
Employee Fringe Benefits		1 Vacant Land 471 5.58	1,855,610.00	Cash Dec. 31, 1973	352,687.24
Other Statutory Expenditures		2 Residential 1576 74.21	24,688,675.00	Taxes Receivable	214,911.75
MUNICIPAL FUNCTIONS	505,621.49	3 Farm		Tax Title Liens	14,149.89
CAPITAL IMPROVEMENTS	71,400.00	4a Commercial 35 3.60	1,196,650.00	Foreclosed Property	51,666.03
DEBT SERVICE	12,000.00	4b Industrial 5 1.26	419,200.00	Emergencies & Other Deferred Charges	26,355.72
Principal Payments	3,539.75	4c Apartments 9 15.36	5,109,650.00	State Aid Receivable	8,583.50
Interest Payments		Total 2096	33,269,785.00	Other Receivables	16,290.20
DEFERRED CHARGES	18,326.40	Land Area 3.97 Sq. Miles		Total	684,644.33
SCHOOL, COUNTY, SPECIAL DISTRICT TAXES	964,510.47	Net Valuation Taxable-Municipal	33,540,706.00	LIABILITIES, RESERVES, AND SURPLUS	
RESERVE FOR UNCOLLECTED TAXES	202,470.85	Net Valuation Taxable-County	27,466,127.00	Cash Liabilities	74,622.40
EMERGENCY EMPLOYMENT ACT OF 1971		State Equalized Valuation	35,141,299.00	Reserves for Receivables	297,017.87
EXPENDITURES	1,706,468.96	State Equalization Ratio	95.41	Surplus Dec. 31, 1973	313,004.06
TOTAL				Total	684,644.33

0429

Population 1970  
Population 1973  
S & P Rating  
Moody Rating

25  
25

General Tax Rate Per \$100.  
4.36  
State Equalized Tax Rate  
2.90

## PINE VALLEY BOROUGH — CAMDEN COUNTY

Form of Government:

Commission (1911)

Number of Members on Governing Body 3

PER CAPITA:

Gross Debt  
Net Debt  
Debt Service  
Total Tax Levy  
Municipal Expenditures

1,674.04  
1,227.08

PER CENT:

Gross Debt  
Net Debt  
Tax Levy Collected 100.00  
Tax Levy Cancelled, Abated  
or Adjusted

EXPENDITURES		REVENUES-REALIZED		1973 PROPERTY TAX	
<b>GENERAL GOVERNMENT</b>				STATE EQUALIZED TAX RATE →	
Governing Body & Public Boards		1973 Property Taxes Collected	41,859.68	Local District School Taxes	
Municipal Clerk		1973 Payments in Lieu of Taxes		Regional & Consolidated School Tax	
Financial Administration	500.00	Delinquent Tax & Lien Collections		School Taxes in Municipal Budget	
Assessment of Taxes	610.00	Business Personalty Replacement Taxes	516.44	County Taxes	1.01 14,512.45
Collection of Taxes	700.00	Taxes from Public Utilities	733.96	County Library Taxes	.03 438.50
Planning, Housing & Development		Other Miscellaneous Tax Revenues		Local Municipal Purpose Taxes	1.87 26,900.00
Human Resources		State Aid Revenues	80.24	Veteran & Senior Citizen Taxes	
Elections	400.00	Federal Aid Revenues		Total Taxes for Rate Computation	2.91 41,850.95
General Administration (other)	2,265.00	State and Local Fiscal Assistance Act Utilized	502.00	Special District Taxes	
<b>JUDICIARY</b>		Sale of Acquired Property		Bank Stock Taxes	
Municipal Courts		Other Miscellaneous Revenues	5.30	Added and Omitted Taxes	
<b>PUBLIC SAFETY</b>		Other Revenues, Revenue Sharing Tax Effort	50.00	Total Taxes Levied - ABSTRACT	41,850.95
Fire Protection	200.00	Total	43,747.62	Total Taxes Billed	41,859.68
Police Protection	20,652.00	Prior Years Surplus Appropriated	2,215.00	1973 TAXES COLLECTED	41,859.68
Civil Defense & Disaster Control		REVENUES TOTAL	45,962.62	1973 Taxes Cancelled, Abated or Adjusted	
Environmental Inspection & Control				Transfer to Tax Title Liens or Foreclosed	
Other Public Safety		CAPITAL OUTLAY TOTAL		Balance Outstanding Dec. 31, 1973	
<b>PUBLIC WORKS</b>				<b>PRIOR YEARS TAXES OUTSTANDING</b>	
Streets and Drainage		Public Enterprises		Balance January 1, 1973	
Sewers and Sewage Processing		Recreation—Culture		Collected in 1973	
Garbage and Trash Disposal	3,700.00	Public Works		Cancelled, Abated or Adjusted 1973	
Public Buildings and Grounds		Buildings and Grounds		Transfers to Tax Title Liens or Foreclosed	
Other Public Works		Library and Education		Balance December 31, 1973	
<b>HEALTH and WELFARE</b>		Conservation		<b>TAX TITLE LIENS OUTSTANDING</b>	
Health Services Except Environmental		All Other		Balance January 1, 1973	
Welfare-Public Assistance				Transfers From Taxes	
Hospitals, Clinics, First Aid		CAPITAL DEBT AUTHORIZED, DECEMBER 31, 1973		Redeemed in 1973	
Animal, Insect, & Rodent Control		ISSUED AND UNISSUED GROSS DEBT NET DEBT		Cancelled, Abated or Adjusted (1973)	
Other Welfare Services		School		Transfers to Foreclosed Property	
<b>RECREATION and CONSERVATION</b>		Self-liquidating		Balance December 31, 1973	
Beaches and Boardwalks		Other		<b>PROPERTY ACQUIRED BY DEED OR</b>	
Parks, Playgrounds, Shade Trees		Total		<b>FORECLOSURE</b>	
Land Reclamation & Conservation		ISSUED AND OUTSTANDING		Balance January 1, 1973	
Other Recreational Services		School		Transfers From Taxes or Liens	
<b>EDUCATION (excluding schools)</b>		Self-Liquidating		Sale for Cash (1973)	
Libraries		Other		Cancelled, Abated or Adjusted (1973)	
Other Educational Services		Total		Balance December 31, 1973	
<b>STATUTORY EXPENDITURES</b>		EQUALIZED VALUATION BASIS		<b>CURRENT FINANCES DECEMBER 31, 1973</b>	
Pensions & F. I. C. A.	1,650.00	FOR NET DEBT COMPUTATION	1,425,781.00	ASSETS	
Employee Fringe Benefits		REAL PROPERTY VALUATIONS		Cash Dec. 31, 1973	6,459.43
Other Statutory Expenditures		Code Class # of Parcels % VAL'N ASSESSED VALUATION		Taxes Receivable	
<b>MUNICIPAL FUNCTIONS</b>		1 Vacant Land 2 31.36 297,754.00		Tax Title Liens	
<b>CAPITAL IMPROVEMENTS</b>	30,677.00	2 Residential 19 46.34 439,990.00		Foreclosed Property	
<b>DEBT SERVICE</b>		3 Farm 9 22.31 211,826.00		Emergencies & Other Deferred Charges	
Principal Payments		4a Commercial 9 22.31 211,826.00		State Aid Receivable	
Interest Payments		4b Industrial		Other Receivables	
<b>DEFERRED CHARGES</b>		4c Apartments		Total	6,459.43
SCHOOL, COUNTY, SPECIAL DISTRICT TAXES	14,950.95	Total 30 949,570.00		<b>LIABILITIES, RESERVES, AND SURPLUS</b>	
RESERVE FOR UNCOLLECTED TAXES		Land Area .94 Sq. Miles		Cash Liabilities	1,497.46
EMERGENCY EMPLOYMENT ACT OF 1971		Net Valuation Taxable-Municipal	959,424.00	Reserves for Receivables	
<b>EXPENDITURES</b>	45,627.95	Net Valuation Taxable-County	1,447,945.00	Surplus Dec. 31, 1973	4,961.97
		State Equalized Valuation	1,435,635.00	Total	6,459.43
		State Equalization Ratio	66.60		

1217

Population 1970 36,655  
 Population 1973 39,230  
 S & P Rating A  
 Moody Rating A

General Tax Rate Per \$100. 3.70  
 State Equalized Tax Rate 2.98

PISCATAWAY TOWNSHIP — MIDDLESEX CO.  
 Form of Government:  
 Mayor-Council Plan F (OMCL50)  
 Number of Members on Governing Body 7

PER CAPITA:  
 Gross Debt 851.14  
 Net Debt 222.35  
 Debt Service 7.45  
 Total Tax Levy 411.26  
 Municipal Expenditures 126.51  
 PER CENT:  
 Gross Debt 7.90  
 Net Debt 2.06  
 Tax Levy Collected 96.72  
 Tax Levy Cancelled, Abated or Adjusted .05

EXPENDITURES		REVENUES-REALIZED		1973 PROPERTY TAX	
<b>GENERAL GOVERNMENT</b>				<b>STATE EQUALIZED TAX RATE — 2.16</b>	
Governing Body & Public Boards	37,750.00	1973 Property Taxes Collected 15,604,330.62		Local District School Taxes	11,290,219.00
Municipal Clerk	30,300.00	1973 Payments in Lieu of Taxes 15,633.03		Regional & Consolidated School Tax	
Financial Administration	71,050.00	Delinquent Tax & Lien Collections 352,145.88		School Taxes in Municipal Budget	
Assessment of Taxes	51,150.00	Business Personalty Replacement Taxes 553,374.04		County Taxes .48	2,509,956.26
Collection of Taxes	51,670.00	Taxes from Public Utilities 884,098.15		County Library Taxes	
Planning, Housing & Development	41,550.00	Other Miscellaneous Tax Revenues 156,321.43		Local Municipal Purpose Taxes .31	1,643,735.90
Human Resources	4,500.00	State Aid Revenues 12,972.63		Veteran & Senior Citizen Taxes .03	147,300.00
Elections	8,000.00	Federal Aid Revenues 471,988.00		Total Taxes for Rate Computation 2.98	15,591,211.16
General Administration (other)	212,600.00	State and Local Fiscal Assistance Act Utilized 104,826.09		Special District Taxes	326,058.00
<b>JUDICIARY</b>		Sale of Acquired Property 104,826.09		Bank Stock Taxes	10,072.40
Municipal Courts	50,150.00	Other Miscellaneous Revenues 456,987.73		Added and Omitted Taxes	353,719.05
<b>PUBLIC SAFETY</b>		Other Revenues, Revenue Sharing Tax Effort 147,816.83		Total Taxes Levied - ABSTRACT	16,133,760.61
Fire Protection	18,090.00	Total 18,760,494.43		Total Taxes Billed	16,133,760.61
Police Protection	1,326,497.00	Prior Years Surplus Appropriated 960,000.00		1973 TAXES COLLECTED	15,604,330.62
Civil Defense & Disaster Control	5,100.00	REVENUES TOTAL 19,720,494.43		1973 Taxes Cancelled, Abated or Adjusted	8,845.86
Environmental Inspection & Control		CAPITAL OUTLAY TOTAL 484,615.35		Transfer to Tax Title Liens or Foreclosed	
Other Public Safety		Public Enterprises		Balance Outstanding Dec. 31, 1973	520,584.13
<b>PUBLIC WORKS</b>		Recreation—Culture 19,493.01		<b>PRIOR YEARS TAXES OUTSTANDING</b>	
Streets and Drainage	628,900.00	Public Works 254,198.43		Balance January 1, 1973	385,320.12
Sewers and Sewage Processing	57,300.00	Buildings and Grounds 18,976.41		Collected in 1973	337,345.54
Garbage and Trash Disposal	53,381.00	Library and Education 192,037.50		Cancelled, Abated or Adjusted 1973	12,017.63
Public Buildings and Grounds	143,900.00	Conservation		Transfers to Tax Title Liens or Foreclosed	33,174.64
Other Public Works	313,350.00	All Other		Balance December 31, 1973	2,782.31
<b>HEALTH and WELFARE</b>		CAPITAL DEBT AUTHORIZED, DECEMBER 31, 1973		<b>TAX TITLE LIENS OUTSTANDING</b>	
Health Services Except Environmental	90,300.00	ISSUED AND UNISSUED GROSS DEBT NET DEBT		Balance January 1, 1973	52,315.06
Welfare-Public Assistance	11,100.00	School 19,886,000 2,969,201		Transfers From Taxes	37,122.04
Hospitals, Clinics, First Aid	800.00	Self-liquidating 7,551,000		Redeemed in 1973	14,800.34
Animal, Insect, & Rodent Control		Other 5,953,268 5,753,717		Cancelled, Abated or Adjusted (1973)	30,991.00
Other Welfare Services		Total 33,390,268 8,722,918		Transfers to Foreclosed Property	
<b>RECREATION and CONSERVATION</b>		ISSUED AND OUTSTANDING		Balance December 31, 1973	43,645.76
Beaches and Boardwalks		School 19,886,000.00		<b>PROPERTY ACQUIRED BY DEED OR FORECLOSURE</b>	
Parks, Playgrounds, Shade Trees	264,710.48	Self-Liquidating 6,771,500.00		Balance January 1, 1973	216,399.97
Land Reclamation & Conservation	1,650.00	Other 3,943,000.00		Transfers From Taxes or Liens	
Other Recreational Services	17,500.00	Total 30,600,500.00		Sale for Cash (1973)	104,826.09
<b>EDUCATION (excluding schools)</b>		EQUALIZED VALUATION BASIS		Cancelled, Abated or Adjusted (1973)	32,597.88
Libraries	140,120.00	FOR NET DEBT COMPUTATION 422,919,965.00		Balance December 31, 1973	78,976.00
Other Educational Services		REAL PROPERTY VALUATIONS		<b>CURRENT FINANCES DECEMBER 31, 1973</b>	
<b>STATUTORY EXPENDITURES</b>		Code Class # of Parcels % VAL'N ASSESSED VALUATION		<b>ASSETS</b>	
Pensions & F. I. C. A.	248,000.00	1 Vacant Land 1378 5.58 23,074,350.00		Cash Dec. 31, 1973	1,830,474.53
Employee Fringe Benefits	122,500.00	2 Residential 7429 52.72 218,163,150.00		Taxes Receivable	523,366.44
Other Statutory Expenditures		3 Farm 81 .56 2,345,500.00		Tax Title Liens	43,645.76
<b>MUNICIPAL FUNCTIONS</b>		4a Commercial 164 3.19 13,184,700.00		Foreclosed Property	78,976.00
CAPITAL IMPROVEMENTS *MEMO*	261,112.00	4b Industrial 73 27.95 115,674,100.00		Emergencies & Other Deferred Charges	1,083.03
<b>DEBT SERVICE</b>		4c Apartments 15 9.99 41,352,900.00		State Aid Receivable	288,456.88
Principal Payments	155,000.00	Total 9140 413,794,700.00		Other Receivables	75,890.44
Interest Payments	137,438.00	Land Area 18.90 Sq. Miles		Total	2,841,893.08
<b>DEFERRED CHARGES</b>		Net Valuation Taxable-Municipal 422,234,865.00		<b>LIABILITIES, RESERVES, AND SURPLUS</b>	
SCHOOL, COUNTY, SPECIAL DISTRICT TAXES	14,126,233.26	Net Valuation Taxable-County 496,562,781.00		Cash Liabilities	856,667.16
RESERVE FOR UNCOLLECTED TAXES	644,033.48	State Equalized Valuation 520,499,653.00		Reserves for Receivables	721,878.64
EMERGENCY EMPLOYMENT ACT OF 1971	3,000.00	State Equalization Ratio 80.81		Surplus Dec. 31, 1973	1,263,347.28
<b>EXPENDITURES</b>				Total	2,841,893.08
TOTAL	19,089,210.61				

0815

Population 1970 10,285  
 Population 1973 10,425  
 S & P Rating  
 Moody Rating

General Tax Rate Per \$100. 4.09  
 State Equalized Tax Rate 3.62

**PITMAN BOROUGH — GLOUCESTER COUNTY**  
 Form of Government:  
 Borough Council  
 Number of Members on Governing Body 6

PER CAPITA: 367.34  
 Gross Debt 19.36  
 Net Debt 3.30  
 Debt Service 264.85  
 Total Tax Levy 98.31  
 Municipal Expenditures

PER CENT: 5.89  
 Gross Debt .31  
 Net Debt 96.38  
 Tax Levy Collected  
 Tax Levy Cancelled, Abated or Adjusted .22

EXPENDITURES		REVENUES-REALIZED		1973 PROPERTY TAX	
<b>GENERAL GOVERNMENT</b>				<b>STATE EQUALIZED TAX RATE</b>	
Governing Body & Public Boards		1973 Property Taxes Collected	2,663,197.08	Local District School Taxes	2.39 1,851,050.33
Municipal Clerk		1973 Payments in Lieu of Taxes		Regional & Consolidated School Tax	
Financial Administration	9,650.00	Delinquent Tax & Lien Collections	63,293.05	School Taxes in Municipal Budget	
Assessment of Taxes	6,750.00	Business Personalty Replacement Taxes	99,595.59	County Taxes	.53 409,713.60
Collection of Taxes	13,885.38	Taxes from Public Utilities	114,525.43	County Library Taxes	
Planning, Housing & Development	7,927.50	Other Miscellaneous Tax Revenues		Local Municipal Purpose Taxes	.62 479,083.13
Human Resources		State Aid Revenues	50,488.74	Veteran & Senior Citizen Taxes	.08 58,290.00
Elections	2,333.00	Federal Aid Revenues	20,179.65	Total Taxes for Rate Computation	3.62 2,798,137.06
General Administration (other)	67,451.00	State and Local Fiscal Assistance Act Utilized	77,570.00	Special District Taxes	
<b>JUDICIARY</b>		Sale of Acquired Property		Bank Stock Taxes	8,496.86
Municipal Courts	10,225.00	Other Miscellaneous Revenues	82,371.77	Added and Omitted Taxes	12,672.33
<b>PUBLIC SAFETY</b>		Other Revenues, Revenue Sharing Tax Effort	13,487.79	Total Taxes Levied - ABSTRACT	2,761,016.25
Fire Protection	13,356.00	Total	3,184,709.10	Total Taxes Billed	2,763,243.74
Police Protection	258,119.19	Prior Years Surplus Appropriated	154,457.23	1973 TAXES COLLECTED	2,663,197.08
Civil Defense & Disaster Control	165.00	<b>REVENUES TOTAL</b>	<b>3,339,166.33</b>	1973 Taxes Cancelled, Abated or Adjusted	6,153.81
Environmental Inspection & Control	5,012.50	<b>CAPITAL OUTLAY TOTAL</b>	<b>245,250.99</b>	Transfer to Tax Title Liens or Foreclosed	4,826.20
Other Public Safety				Balance Outstanding Dec. 31, 1973	89,066.65
<b>PUBLIC WORKS</b>				<b>PRIOR YEARS TAXES OUTSTANDING</b>	
Streets and Drainage	227,592.88	Public Enterprises	199,767.08	Balance January 1, 1973	62,369.35
Sewers and Sewage Processing		Recreation—Culture		Collected in 1973	62,188.15
Garbage and Trash Disposal	9,600.00	Public Works	45,483.91	Cancelled, Abated or Adjusted 1973	181.20
Public Buildings and Grounds	59,114.00	Buildings and Grounds		Transfers to Tax Title Liens or Foreclosed	
Other Public Works		Library and Education		Balance December 31, 1973	
<b>HEALTH and WELFARE</b>		Conservation		<b>TAX TITLE LIENS OUTSTANDING</b>	
Health Services Except Environmental	2,700.00	All Other		Balance January 1, 1973	17,991.02
Welfare-Public Assistance	3,984.20	<b>CAPITAL DEBT AUTHORIZED, DECEMBER 31, 1973</b>		Transfers From Taxes	4,826.20
Hospitals, Clinics, First Aid		<b>ISSUED AND UNISSUED GROSS DEBT NET DEBT</b>		Redeemed in 1973	1,104.90
Animal, Insect, & Rodent Control		School	2,670,000 67,282	Cancelled, Abated or Adjusted (1973)	1,893.53
Other Welfare Services		Self-liquidating	1,025,000	Transfers to Foreclosed Property	
<b>RECREATION and CONSERVATION</b>		Other	134,548 134,548	Balance December 31, 1973	19,818.79
Beaches and Boardwalks		Total	3,829,548 201,831	<b>PROPERTY ACQUIRED BY DEED OR FORECLOSURE</b>	
Parks, Playgrounds, Shade Trees	13,280.00	<b>ISSUED AND OUTSTANDING</b>		Balance January 1, 1973	1,915.00
Land Reclamation & Conservation	200.00	School	2,670,000.00	Transfers From Taxes or Liens	
Other Recreational Services	5,960.00	Self-Liquidating	75,000.00	Sale for Cash (1973)	
<b>EDUCATION (excluding schools)</b>		Other	108,896.06	Cancelled, Abated or Adjusted (1973)	
Libraries	37,960.00	Total	2,853,896.06	Balance December 31, 1973	1,915.00
Other Educational Services		<b>EQUALIZED VALUATION BASIS FOR NET DEBT COMPUTATION</b>	<b>65,067,925.67</b>	<b>CURRENT FINANCES DECEMBER 31, 1973</b>	
<b>STATUTORY EXPENDITURES</b>		<b>REAL PROPERTY VALUATIONS</b>		<b>ASSETS</b>	
Pensions & F. I. C. A.	59,500.00	Code Class # of Parcels % VAL'N		Cash Dec. 31, 1973	453,645.42
Employee Fringe Benefits	20,000.00	1 Vacant Land 187 2.09	1,420,700.00	Taxes Receivable	89,066.65
Other Statutory Expenditures		2 Residential 2704 76.21	51,730,100.00	Tax Title Liens	19,818.79
<b>MUNICIPAL FUNCTIONS TOTAL</b>	<b>834,765.65</b>	3 Farm 2 .06	40,600.00	Foreclosed Property	1,915.00
<b>CAPITAL IMPROVEMENTS *MEMO*</b>	<b>151,100.00</b>	4a Commercial 149 9.77	6,629,000.00	Emergencies & Other Deferred Charges	
<b>DEBT SERVICE</b>		4b Industrial 1 7.62	5,171,500.00	State Aid Receivable	14,000.00
Principal Payments	30,480.00	4c Apartments 6 4.25	2,884,000.00	Other Receivables	8,859.28
Interest Payments	3,900.00	Total 3049	67,875,900.00	Total	587,305.14
<b>DEFERRED CHARGES</b>		Land Area 2.26 Sq. Miles		<b>LIABILITIES, RESERVES, AND SURPLUS</b>	
SCHOOL, COUNTY, SPECIAL DISTRICT TAXES	2,260,763.93	Net Valuation Taxable-Municipal	68,468,571.00	Cash Liabilities	202,539.02
RESERVE FOR UNCOLLECTED TAXES	138,181.52	Net Valuation Taxable-County	67,158,261.00	Reserves for Receivables	119,659.72
EMERGENCY EMPLOYMENT ACT OF 1971	17,524.25	State Equalized Valuation	77,254,316.00	Surplus Dec. 31, 1973	265,106.40
<b>EXPENDITURES TOTAL</b>	<b>3,285,615.35</b>	State Equalization Ratio	88.54	Total	587,305.14

1710

Population 1970 4,640  
 Population 1973 4,840  
 S & P Rating  
 Moody Rating

General Tax Rate Per \$100. 3.61  
 State Equalized Tax Rate 3.11

## PITTSBORO TOWNSHIP — SALEM COUNTY

Form of Government:

Township Committee

Number of Members on Governing Body 5

PER CAPITA:

Gross Debt 97.31  
 Net Debt  
 Debt Service  
 Total Tax Levy 192.61  
 Municipal Expenditures 65.23

PER CENT:

Gross Debt 1.87  
 Net Debt  
 Tax Levy Collected 89.63  
 Tax Levy Cancelled, Abated  
 or Adjusted

EXPENDITURES		REVENUES-REALIZED		1973 PROPERTY TAX	
<b>GENERAL GOVERNMENT</b>				<b>STATE EQUALIZED TAX RATE</b> <u>2.23</u>	
Governing Body & Public Boards		1973 Property Taxes Collected	835,534.84	Local District School Taxes	661,462.50
Municipal Clerk		1973 Payments in Lieu of Taxes		Regional & Consolidated School Tax	
Financial Administration	6,500.00	Delinquent Tax & Lien Collections	80,643.41	School Taxes in Municipal Budget	
Assessment of Taxes	11,250.00	Business Personalty Replacement Taxes	29,320.90	County Taxes	236,635.92
Collection of Taxes	10,550.00	Taxes from Public Utilities	121,432.52	County Library Taxes	
Planning, Housing & Development	680.00	Other Miscellaneous Tax Revenues		Local Municipal Purpose Taxes	-609.87
Human Resources		State Aid Revenues	39,224.43	Veteran & Senior Citizen Taxes	24,930.00
Elections	1,050.00	Federal Aid Revenues		Total Taxes for Rate Computation	3.11
General Administration (other)	31,050.00	State and Local Fiscal Assistance Act Utilized	24,983.00	Special District Taxes	29,295.00
<b>JUDICIARY</b>		Sale of Acquired Property		Bank Stock Taxes	609.87
Municipal Courts	5,000.00	Other Miscellaneous Revenues	17,995.62	Added and Omitted Taxes	4,829.89
<b>PUBLIC SAFETY</b>		Other Revenues, Revenue Sharing Tax Effort	27,836.83	Total Taxes Levied - ABSTRACT	932,223.31
Fire Protection	700.00			Total Taxes Billed	932,223.31
Police Protection	1,600.00	Prior Years Surplus Appropriated	45,158.73	1973 TAXES COLLECTED	835,534.84
Civil Defense & Disaster Control	500.00	REVENUES TOTAL	1,222,130.28	1973 Taxes Cancelled, Abated or Adjusted	
Environmental Inspection & Control	1,450.00			Transfer to Tax Title Liens or Foreclosed	
Other Public Safety				Balance Outstanding Dec. 31, 1973	96,688.47
<b>PUBLIC WORKS</b>		<b>CAPITAL OUTLAY</b>	<b>TOTAL</b>	<b>PRIOR YEARS TAXES OUTSTANDING</b>	
Streets and Drainage	89,126.66	Public Enterprises		Balance January 1, 1973	100,425.58
Sewers and Sewage Processing		Recreation—Culture		Collected in 1973	80,643.41
Garbage and Trash Disposal	17,300.00	Public Works		Cancelled, Abated or Adjusted 1973	
Public Buildings and Grounds	11,200.00	Buildings and Grounds		Transfers to Tax Title Liens or Foreclosed	
Other Public Works		Library and Education		Balance December 31, 1973	19,782.17
<b>HEALTH and WELFARE</b>		Conservation		<b>TAX TITLE LIENS OUTSTANDING</b>	
Health Services Except Environmental	1,300.00	All Other		Balance January 1, 1973	9,089.80
Welfare-Public Assistance	2,225.00			Transfers From Taxes	
Hospitals, Clinics, First Aid	700.00	<b>CAPITAL DEBT AUTHORIZED, DECEMBER 31, 1973</b>		Redeemed in 1973	
Animal, Insect, & Rodent Control	400.00	<b>ISSUED AND UNISSUED</b>	<b>GROSS DEBT</b>	Cancelled, Abated or Adjusted (1973)	
Other Welfare Services		School	471,000	Transfers to Foreclosed Property	
<b>RECREATION and CONSERVATION</b>		Self-liquidating		Balance December 31, 1973	9,089.80
Beaches and Boardwalks		Other		<b>PROPERTY ACQUIRED BY DEED OR</b>	
Parks, Playgrounds, Shade Trees		Total	471,000	<b>FORECLOSURE</b>	
Land Reclamation & Conservation				Balance January 1, 1973	225.00
Other Recreational Services	250.00	<b>ISSUED AND OUTSTANDING</b>		Transfers From Taxes or Liens	
<b>EDUCATION (excluding schools)</b>		School	471,000.00	Sale for Cash (1973)	
Libraries		Self-Liquidating		Cancelled, Abated or Adjusted (1973)	
Other Educational Services		Other		Balance December 31, 1973	225.00
<b>STATUTORY EXPENDITURES</b>		Total	471,000.00	<b>CURRENT FINANCES DECEMBER 31, 1973</b>	
Pensions & F. I. C. A.	13,655.00	<b>EQUALIZED VALUATION BASIS</b>		<b>ASSETS</b>	
Employee Fringe Benefits		<b>FOR NET DEBT COMPUTATION</b>	25,227,083.67	Cash Dec. 31, 1973	259,570.86
Other Statutory Expenditures		<b>REAL PROPERTY VALUATIONS</b>		Taxes Receivable	116,470.64
<b>MUNICIPAL FUNCTIONS</b>	<b>TOTAL</b>	Code Class # of Parcels % VAL'N	<b>ASSESSED VALUATION</b>	Tax Title Liens	9,089.80
<b>CAPITAL IMPROVEMENTS</b>	<b>* MEMO *</b>	1 Vacant Land 1161 9.15	2,297,950.00	Foreclosed Property	225.00
<b>DEBT SERVICE</b>		2 Residential 1229 50.12	12,537,100.00	Emergencies & Other Deferred Charges	
Principal Payments		3 Farm 749 27.39	6,878,150.00	State Aid Receivable	5,000.00
Interest Payments		4a Commercial 90 13.34	3,348,700.00	Other Receivables	8,661.41
<b>DEFERRED CHARGES</b>		4b Industrial		Total	399,017.71
SCHOOL, COUNTY, SPECIAL DISTRICT TAXES	927,393.42	4c Apartments		<b>LIABILITIES, RESERVES, AND SURPLUS</b>	
RESERVE FOR UNCOLLECTED TAXES	109,200.00	Total 3029	25,111,900.00	Cash Liabilities	69,226.76
EMERGENCY EMPLOYMENT ACT OF 1971		Land Area 46.50 Sq. Miles		Reserves for Receivables	134,446.85
<b>EXPENDITURES</b>	<b>TOTAL</b>	Net Valuation Taxable-Municipal	25,606,680.00	Surplus Dec. 31, 1973	195,344.10
	1,243,117.58	Net Valuation Taxable-County	27,283,340.00	Total	399,017.71
		State Equalized Valuation	29,556,187.00		
		State Equalization Ratio	86.41		

Gross Debt	3.47
Net Debt	1.22
Tax Levy Collected	94.55
Tax Levy Cancelled, Abated or Adjusted	.17

[illegible]

1218

Population 1970 1,655  
 Population 1973 1,960  
 S & P Rating  
 Moody Rating

General Tax Rate Per \$100 2.20  
 State Equalized Tax Rate 1.54

PLAINSBORO TOWNSHIP — MIDDLESEX CO.  
 Form of Government:  
 Township Committee  
 Number of Members on Governing Body 3

PER CAPITA: 955.18  
 Gross Debt  
 Net Debt  
 Debt Service  
 Total Tax Levy 344.82  
 Municipal Expenditures 153.52  
 PER CENT: 5.82  
 Gross Debt  
 Net Debt  
 Tax Levy Collected 99.10  
 Tax Levy Cancelled, Abated or Adjusted .11

EXPENDITURES		REVENUES-REALIZED		1973 PROPERTY TAX	
<b>GENERAL GOVERNMENT</b>				STATE EQUALIZED TAX RATE →	
Governing Body & Public Boards		1973 Property Taxes Collected	670,120.49	Local District School Taxes	
Municipal Clerk		1973 Payments in Lieu of Taxes		Regional & Consolidated School Tax 1.10	443,167.63
Financial Administration	3,500.00	Delinquent Tax & Lien Collections	3,067.99	School Taxes in Municipal Budget	
Assessment of Taxes	9,000.00	Business Personalty Replacement Taxes	53,390.92	County Taxes .42	170,015.62
Collection of Taxes	5,500.00	Taxes from Public Utilities	133,260.64	County Library Taxes	-737.86
Planning, Housing & Development	12,000.00	Other Miscellaneous Tax Revenues		Local Municipal Purpose Taxes	
Human Resources		State Aid Revenues	15,942.24	Veteran & Senior Citizen Taxes .01	4,930.00
Elections	500.00	Federal Aid Revenues		Total Taxes for Rate Computation 1.53	617,375.39
General Administration (other)	30,750.00	State and Local Fiscal Assistance Act Utilized	7,470.00	Special District Taxes	
<b>JUDICIARY</b>		Sale of Acquired Property		Bank Stock Taxes	737.86
Municipal Courts	7,500.00	Other Miscellaneous Revenues	44,790.44	Added and Omitted Taxes	61,918.97
<b>PUBLIC SAFETY</b>		Other Revenues, Revenue Sharing Tax Effort	950.00	Total Taxes Levied - ABSTRACT	675,102.22
Fire Protection	15,500.00	Total	928,992.72	Total Taxes Billed	676,210.43
Police Protection	21,500.00	Prior Years Surplus Appropriated	96,977.00	1973 TAXES COLLECTED	670,120.49
Civil Defense & Disaster Control	200.00	REVENUES TOTAL	1,025,969.72	1973 Taxes Cancelled, Abated or Adjusted	728.00
Environmental Inspection & Control	7,000.00			Transfer to Tax Title Liens or Foreclosed	
Other Public Safety				Balance Outstanding Dec. 31, 1973	5,361.94
<b>PUBLIC WORKS</b>		<b>CAPITAL OUTLAY</b>	<b>TOTAL</b>	<b>PRIOR YEARS TAXES OUTSTANDING</b>	
Streets and Drainage	92,600.00	Public Enterprises		Balance January 1, 1973	3,195.79
Sewers and Sewage Processing		Recreation—Culture		Collected in 1973	3,067.99
Garbage and Trash Disposal	16,000.00	Public Works		Cancelled, Abated or Adjusted 1973	
Public Buildings and Grounds	5,000.00	Buildings and Grounds		Transfers to Tax Title Liens or Foreclosed	
Other Public Works		Library and Education		Balance December 31, 1973	127.80
<b>HEALTH and WELFARE</b>		Conservation		<b>TAX TITLE LIENS OUTSTANDING</b>	
Health Services Except Environmental	2,400.00	All Other		Balance January 1, 1973	
Welfare-Public Assistance	3,600.00			Transfers From Taxes	
Hospitals, Clinics, First Aid	100.00	<b>CAPITAL DEBT AUTHORIZED, DECEMBER 31, 1973</b>		Redeemed in 1973	
Animal, Insect, & Rodent Control	700.00	ISSUED AND UNISSUED		Cancelled, Abated or Adjusted (1973)	
Other Welfare Services		School	1,872,159	Transfers to Foreclosed Property	
<b>RECREATION and CONSERVATION</b>		Self-Liquidating		Balance December 31, 1973	
Beaches and Boardwalks		Other		<b>PROPERTY ACQUIRED BY DEED OR</b>	
Parks, Playgrounds, Shade Trees	12,000.00	Total	1,872,159	<b>FORECLOSURE</b>	
Land Reclamation & Conservation				Balance January 1, 1973	
Other Recreational Services		<b>ISSUED AND OUTSTANDING</b>		Transfers From Taxes or Liens	
<b>EDUCATION (excluding schools)</b>		School	1,872,159.64	Sale for Cash (1973)	
Libraries	750.00	Self-Liquidating		Cancelled, Abated or Adjusted (1973)	
Other Educational Services		Other		Balance December 31, 1973	
<b>STATUTORY EXPENDITURES</b>		Total	1,872,159.64	<b>CURRENT FINANCES DECEMBER 31, 1973</b>	
Pensions & F. I. C. A.	3,800.00	<b>EQUALIZED VALUATION BASIS</b>		<b>ASSETS</b>	
Employee Fringe Benefits		<b>FOR NET DEBT COMPUTATION</b>	32,152,814.67	Cash Dec. 31, 1973	341,971.66
Other Statutory Expenditures		<b>REAL PROPERTY VALUATIONS</b>		Taxes Receivable	5,489.74
<b>MUNICIPAL FUNCTIONS</b>		Code Class # of Parcels % VAL'N		Tax Title Liens	
<b>CAPITAL IMPROVEMENTS</b>		1 Vacant Land 57 1.05	284,000.00	Foreclosed Property	
<b>DEBT SERVICE</b>		2 Residential 253 29.73	8,021,640.00	Emergencies & Other Deferred Charges	
Principal Payments		3 Farm 177 16.65	4,491,000.00	State Aid Receivable	30,193.00
Interest Payments		4a Commercial 13 5.72	1,543,960.00	Other Receivables	
<b>DEFERRED CHARGES</b>		4b Industrial 10 36.23	9,773,700.00	Total	377,654.40
<b>SCHOOL, COUNTY, SPECIAL DISTRICT TAXES</b>		4c Apartments 2 10.61	2,863,700.00	<b>LIABILITIES, RESERVES, AND SURPLUS</b>	
<b>RESERVE FOR UNCOLLECTED TAXES</b>		Total 512	26,978,000.00	Cash Liabilities	157,364.31
<b>EMERGENCY EMPLOYMENT ACT OF 1971</b>		Land Area 11.80 Sq. Miles		Reserves for Receivables	5,489.74
<b>EXPENDITURES</b>		Net Valuation Taxable-Municipal	28,115,164.00	Surplus Dec. 31, 1973	214,800.35
<b>TOTAL</b>	914,083.25	Net Valuation Taxable-County	35,168,359.00	Total	377,654.40
		State Equalized Valuation	39,649,000.00		
		State Equalization Ratio	70.06		

0119

Population 1970 13,915  
 Population 1973 14,170  
 S & P Rating  
 Moody Rating

General Tax Rate Per \$100. 5.25  
 State Equalized Tax Rate 4.08

PLEASANTVILLE CITY — ATLANTIC COUNTY  
 Form of Government:  
 City Charter Act (P.L. 1897 c.30)  
 Number of Members on Governing Body 7

PER CAPITA: 253.07  
 Gross Debt 5.43  
 Net Debt 1.38  
 Debt Service 206.23  
 Total Tax Levy 174.49  
 Municipal Expenditures

PER CENT: 5.92  
 Gross Debt .13  
 Net Debt .13  
 Tax Levy Collected 91.13  
 Tax Levy Cancelled, Abated or Adjusted .70

EXPENDITURES		REVENUES-REALIZED		1973 PROPERTY TAX	
<b>GENERAL GOVERNMENT</b>				<b>STATE EQUALIZED TAX RATE</b> →	
Governing Body & Public Boards		1973 Property Taxes Collected	2,668,231.26	Local District School Taxes	1.77
Municipal Clerk		1973 Payments in Lieu of Taxes	29,392.60	Regional & Consolidated School Tax	
Financial Administration	11,500.00	Delinquent Tax & Lien Collections	253,361.37	School Taxes in Municipal Budget	
Assessment of Taxes	36,445.39	Business Personalty Replacement Taxes	79,820.00	County Taxes	.75
Collection of Taxes	42,285.33	Taxes from Public Utilities	278,323.35	County Library Taxes	.01
Planning, Housing & Development	10,877.00	Other Miscellaneous Tax Revenues		Local Municipal Purpose Taxes	1.42
Human Resources		State Aid Revenues	65,889.72	Veteran & Senior Citizen Taxes	.12
Elections	2,276.73	Federal Aid Revenues	86,274.29	Total Taxes for Rate Computation	4.07
General Administration (other)	219,302.67	State and Local Fiscal Assistance Act Utilized	291,049.00	Special District Taxes	
<b>JUDICIARY</b>		Sale of Acquired Property	114,605.00	Bank Stock Taxes	6,962.15
Municipal Courts	19,445.92	Other Miscellaneous Revenues	120,583.93	Added and Omitted Taxes	57,790.13
<b>PUBLIC SAFETY</b>		Other Revenues, Revenue Sharing Tax Effort	77,312.62	Total Taxes Levied - ABSTRACT	2,922,312.13
Fire Protection	279,796.98	Total	4,304,843.14	Total Taxes Billed	2,927,891.55
Police Protection	462,510.89	Prior Years Surplus Appropriated	386,000.00	1973 TAXES COLLECTED	2,668,231.26
Civil Defense & Disaster Control	900.00	REVENUES TOTAL	4,450,843.14	1973 Taxes Cancelled, Abated or Adjusted	20,385.37
Environmental Inspection & Control	37,511.77			Transfer to Tax Title Liens or Foreclosed	52,508.35
Other Public Safety		<b>CAPITAL OUTLAY</b>	<b>TOTAL</b>	Balance Outstanding Dec. 31, 1973	186,766.57
<b>PUBLIC WORKS</b>			1,500.00	<b>PRIOR YEARS TAXES OUTSTANDING</b>	
Streets and Drainage	425,896.78	Public Enterprises	1,400.00	Balance January 1, 1973	248,809.54
Sewers and Sewage Processing		Recreation—Culture		Collected in 1973	154,539.16
Garbage and Trash Disposal	22,500.00	Public Works	100.00	Cancelled, Abated or Adjusted 1973	3,727.85
Public Buildings and Grounds	48,737.63	Buildings and Grounds		Transfers to Tax Title Liens or Foreclosed	16,783.57
Other Public Works		Library and Education		Balance December 31, 1973	73,758.96
<b>HEALTH and WELFARE</b>		Conservation		<b>TAX TITLE LIENS OUTSTANDING</b>	
Health Services Except Environmental	13,924.52	All Other		Balance January 1, 1973	309,946.89
Welfare—Public Assistance	13,348.00	<b>CAPITAL DEBT AUTHORIZED, DECEMBER 31, 1973</b>		Transfers From Taxes	91,760.90
Hospitals, Clinics, First Aid	10,000.00	<b>ISSUED AND UNISSUED</b>	<b>GROSS DEBT</b>	Redeemed in 1973	98,822.21
Animal, Insect, & Rodent Control	10,412.00	School	2,191,000.00	Cancelled, Abated or Adjusted (1973)	
Other Welfare Services		Self-liquidating	1,318,000.00	Transfers to Foreclosed Property	142,974.30
<b>RECREATION and CONSERVATION</b>		Other	77,000.00	Balance December 31, 1973	159,911.28
Beaches and Boardwalks		Total	3,586,000.00	<b>PROPERTY ACQUIRED BY DEED OR FORECLOSURE</b>	
Parks, Playgrounds, Shade Trees	74,190.00	<b>ISSUED AND OUTSTANDING</b>		Balance January 1, 1973	593,000.00
Land Reclamation & Conservation		School	2,191,000.00	Transfers From Taxes or Liens	142,974.30
Other Recreational Services		Self-liquidating	1,318,000.00	Sale for Cash (1973)	114,605.00
<b>EDUCATION (excluding schools)</b>		Other	77,000.00	Cancelled, Abated or Adjusted (1973)	
Libraries	15,900.00	Total	3,586,000.00	Balance December 31, 1973	621,369.30
Other Educational Services		<b>EQUALIZED VALUATION BASIS</b>		<b>CURRENT FINANCES DECEMBER 31, 1973</b>	
<b>STATUTORY EXPENDITURES</b>		<b>FOR NET DEBT COMPUTATION</b>	<b>60,585,848.00</b>	<b>ASSETS</b>	
Pensions & F. I. C. A.	166,673.47	<b>REAL PROPERTY VALUATIONS</b>		Cash Dec. 31, 1973	738,000.39
Employee Fringe Benefits	70,000.00	Code Class # of Parcels % VAL'N	ASSESSED VALUATION	Taxes Receivable	260,525.53
Other Statutory Expenditures		1 Vacant Land 2800 3.74	1,955,485.00	Tax Title Liens	159,911.28
<b>MUNICIPAL FUNCTIONS</b>	<b>TOTAL</b>	2 Residential 3898 65.12	34,264,610.00	Foreclosed Property	621,369.30
<b>CAPITAL IMPROVEMENTS</b>	<b>*MEMO*</b>	3 Farm		Emergencies & Other Deferred Charges	111,497.26
<b>DEBT SERVICE</b>		4a Commercial 353 23.99	12,622,140.00	State Aid Receivable	32,000.00
Principal Payments	15,000.00	4b Industrial 17 1.41	740,600.00	Other Receivables	12,239.67
Interest Payments	4,535.50	4c Apartments 10 5.75	3,023,450.00	Total	1,935,543.43
<b>DEFERRED CHARGES</b>		Total 7087	52,616,285.00	<b>LIABILITIES, RESERVES, AND SURPLUS</b>	
SCHOOL, COUNTY, SPECIAL DISTRICT TAXES	1,831,384.88	Land Area 5.80 Sq. Miles		Cash Liabilities	390,916.68
RESERVE FOR UNCOLLECTED TAXES	377,060.18	Net Valuation Taxable-Municipal	56,133,635.00	Reserves for Receivables	1,054,045.78
EMERGENCY EMPLOYMENT ACT OF 1971	81,548.00	Net Valuation Taxable-County	65,392,545.00	Surplus Dec. 31, 1973	490,580.97
<b>EXPENDITURES</b>	<b>TOTAL</b>	State Equalized Valuation	71,127,898.00	Total	1,935,543.43
	4,303,964.64	State Equalization Ratio	77.87		

1523

Population 1970 4,125  
 Population 1973 4,465  
 S & P Rating  
 Moody Rating

General Tax Rate Per \$100. 2.91  
 State Equalized Tax Rate 2.24

**PLUMSTED TOWNSHIP — OCEAN COUNTY**  
 Form of Government:  
 Township Committee  
 Number of Members on Governing Body 3

PER CAPITA:  
 Gross Debt 55.99  
 Net Debt  
 Debt Service 137.48  
 Total Tax Levy 52.37  
 Municipal Expenditures

PER CENT:  
 Gross Debt 1.16  
 Net Debt  
 Tax Levy Collected 89.57  
 Tax Levy Cancelled, Abated or Adjusted .09

EXPENDITURES		REVENUES-REALIZED		1973 PROPERTY TAX	
<b>GENERAL GOVERNMENT</b>				<b>STATE EQUALIZED TAX RATE</b> 1.75	
Governing Body & Public Boards		1973 Property Taxes Collected	551,142.61	Local District School Taxes	484,628.00
Municipal Clerk		1973 Payments in Lieu of Taxes		Regional & Consolidated School Tax	
Financial Administration	2,700.00	Delinquent Tax & Lien Collections	64,876.02	School Taxes in Municipal Budget	
Assessment of Taxes	8,101.00	Business Personalty Replacement Taxes	10,583.75	County Taxes	109,679.12
Collection of Taxes	5,057.62	Taxes from Public Utilities	67,542.94	County Library Taxes	5,053.90
Planning, Housing & Development	8,650.00	Other Miscellaneous Tax Revenues		Local Municipal Purpose Taxes	
Human Resources		State Aid Revenues	19,758.68	Veteran & Senior Citizen Taxes	21,120.00
Elections		Federal Aid Revenues		Total Taxes for Rate Computation	620,481.02
General Administration (other)	23,814.26	State and Local Fiscal Assistance Act Utilized	30,155.00	Special District Taxes	
<b>JUDICIARY</b>		Sale of Acquired Property		Bank Stock Taxes	3,147.90
Municipal Courts	6,482.92	Other Miscellaneous Revenues	21,931.66	Added and Omitted Taxes	11,336.91
<b>PUBLIC SAFETY</b>		Other Revenues, Revenue Sharing Tax Effort	35,407.12	Total Taxes Levied - ABSTRACT	613,845.83
Fire Protection	7,670.00	<b>TOTAL</b>	801,397.78	Total Taxes Billed	615,313.51
Police Protection	21,169.22	Prior Years Surplus Appropriated	49,500.00	1973 TAXES COLLECTED	551,142.61
Civil Defense & Disaster Control	1,635.82	<b>REVENUES</b>	850,897.78	1973 Taxes Cancelled, Abated or Adjusted	553.40
Environmental Inspection & Control	2,157.20	<b>TOTAL</b>		Transfer to Tax Title Liens or Foreclosed	
Other Public Safety		<b>CAPITAL OUTLAY</b>		Balance Outstanding Dec. 31, 1973	63,617.50
<b>PUBLIC WORKS</b>				<b>PRIOR YEARS TAXES OUTSTANDING</b>	
Streets and Drainage	14,562.22	Public Enterprises		Balance January 1, 1973	67,070.74
Sewers and Sewage Processing		Recreation—Culture		Collected in 1973	64,876.02
Garbage and Trash Disposal	14,160.00	Public Works		Cancelled, Abated or Adjusted 1973	
Public Buildings and Grounds	3,600.00	Buildings and Grounds		Transfers to Tax Title Liens or Foreclosed	
Other Public Works		Library and Education		Balance December 31, 1973	2,194.72
<b>HEALTH and WELFARE</b>		Conservation		<b>TAX TITLE LIENS OUTSTANDING</b>	
Health Services Except Environmental	1,714.00	All Other		Balance January 1, 1973	3,532.15
Welfare-Public Assistance	4,110.29	<b>CAPITAL DEBT AUTHORIZED, DECEMBER 31, 1973</b>		Transfers From Taxes	
Hospitals, Clinics, First Aid		<b>ISSUED AND UNISSUED</b>		Redeemed in 1973	
Animal, Insect, & Rodent Control	662.67	School	250,000	Cancelled, Abated or Adjusted (1973)	
Other Welfare Services		Self-liquidating		Transfers to Foreclosed Property	
<b>RECREATION and CONSERVATION</b>		Other		Balance December 31, 1973	3,532.15
Beaches and Boardwalks		<b>Total</b>	250,000	<b>PROPERTY ACQUIRED BY DEED OR FORECLOSURE</b>	
Parks, Playgrounds, Shade Trees		<b>ISSUED AND OUTSTANDING</b>		Balance January 1, 1973	9,000.00
Land Reclamation & Conservation		School	250,000.00	Transfers From Taxes or Liens	
Other Recreational Services	4,200.00	Self-Liquidating		Sale for Cash (1973)	
<b>EDUCATION (excluding schools)</b>		Other		Cancelled, Abated or Adjusted (1973)	
Libraries		<b>Total</b>	250,000.00	Balance December 31, 1973	9,000.00
Other Educational Services	22,000.00	<b>EQUALIZED VALUATION BASIS</b>		<b>CURRENT FINANCES DECEMBER 31, 1973</b>	
<b>STATUTORY EXPENDITURES</b>		<b>FOR NET DEBT COMPUTATION</b>	21,571,450.33	<b>ASSETS</b>	
Pensions & F. I. C. A.	4,806.61	<b>REAL PROPERTY VALUATIONS</b>		Cash Dec. 31, 1973	181,746.44
Employee Fringe Benefits		Code Class # of Parcels % VAL'N		Taxes Receivable	65,812.22
Other Statutory Expenditures		1 Vacant Land 741 9.95	2,005,600.00	Tax Title Liens	3,532.15
<b>MUNICIPAL FUNCTIONS</b>	<b>TOTAL</b>	2 Residential 978 64.09	12,921,400.00	Foreclosed Property	9,000.00
<b>CAPITAL IMPROVEMENTS</b>	<b>* MEMO *</b>	3 Farm 178 17.32	3,491,600.00	Emergencies & Other Deferred Charges	15,200.00
<b>DEBT SERVICE</b>		4a Commercial 72 7.98	1,608,500.00	State Aid Receivable	1,386.26
Principal Payments		4b Industrial		Other Receivables	2,757.68
Interest Payments		4c Apartments 4 .67	134,900.00	<b>Total</b>	279,434.75
<b>DEFERRED CHARGES</b>		<b>Total</b>	20,162,000.00	<b>LIABILITIES, RESERVES, AND SURPLUS</b>	
SCHOOL, COUNTY, SPECIAL DISTRICT TAXES	7,600.00	Land Area 43.70 Sq. Miles		Cash Liabilities	49,474.11
RESERVE FOR UNCOLLECTED TAXES	599,361.02	Net Valuation Taxable-Municipal	21,367,095.00	Reserves for Receivables	81,102.05
EMERGENCY EMPLOYMENT ACT OF 1971	68,984.07	Net Valuation Taxable-County	22,546,760.00	Surplus Dec. 31, 1973	148,858.59
<b>EXPENDITURES</b>	<b>TOTAL</b>	State Equalized Valuation	27,376,158.00	<b>Total</b>	279,434.75
	333,198.92	State Equalization Ratio	77.06		

2120

Population 1970 3,930  
 Population 1973 4,000  
 S & P Rating  
 Moody Rating

General Tax Rate Per \$100. 3.92  
 State Equalized Tax Rate 2.92

POHATCONG TOWNSHIP — WARREN COUNTY  
 Form of Government:  
 Township Committee  
 Number of Members on Governing Body 3

PER CAPITA:  
 Gross Debt 163.75  
 Net Debt 26.19  
 Debt Service  
 Total Tax Levy 281.11  
 Municipal Expenditures 98.71

PER CENT:  
 Gross Debt 1.94  
 Net Debt .31  
 Tax Levy Collected 92.39  
 Tax Levy Cancelled, Abated or Adjusted .13

EXPENDITURES		REVENUES-REALIZED		1973 PROPERTY TAX	
<b>GENERAL GOVERNMENT</b>				<b>STATE EQUALIZED TAX RATE</b> 1.70	
Governing Body & Public Boards		1973 Property Taxes Collected	1,040,658.25	Local District School Taxes	666,335.04
Municipal Clerk		1973 Payments in Lieu of Taxes		Regional & Consolidated School Tax	
Financial Administration	3,288.82	Delinquent Tax & Lien Collections	109,555.49	School Taxes in Municipal Budget	
Assessment of Taxes	4,500.00	Business Personalty Replacement Taxes	40,424.09	County Taxes	260,444.06
Collection of Taxes	3,549.99	Taxes from Public Utilities	56,821.18	County Library Taxes	8,767.38
Planning, Housing & Development	5,700.00	Other Miscellaneous Tax Revenues		Local Municipal Purpose Taxes	179,492.18
Human Resources		State Aid Revenues	17,656.33	Veteran & Senior Citizen Taxes	31,650.00
Elections	1,200.00	Federal Aid Revenues		Total Taxes for Rate Computation	1,146,688.66
General Administration (other)	33,227.70	State and Local Fiscal Assistance Act Utilized	44,850.00	Special District Taxes	
<b>JUDICIARY</b>		Sale of Acquired Property		Bank Stock Taxes	658.46
Municipal Courts	5,536.67	Other Miscellaneous Revenues	34,249.24	Added and Omitted Taxes	8,726.75
<b>PUBLIC SAFETY</b>		Other Revenues, Revenue Sharing Tax Effort	8,696.27	Total Taxes Levied - ABSTRACT	1,124,423.87
Fire Protection	13,550.00	Total	1,352,910.85	Total Taxes Billed	1,040,658.25
Police Protection	57,242.03	Prior Years Surplus Appropriated		1973 TAXES COLLECTED	
Civil Defense & Disaster Control	1,175.77	REVENUES TOTAL	1,352,910.85	1973 Taxes Cancelled, Abated or Adjusted	1,462.88
Environmental Inspection & Control				Transfer to Tax Title Liens or Foreclosed	105.84
Other Public Safety				Balance Outstanding Dec. 31, 1973	84,102.67
<b>PUBLIC WORKS</b>		<b>CAPITAL OUTLAY TOTAL</b>	35,298.11	<b>PRIOR YEARS TAXES OUTSTANDING</b>	
Streets and Drainage	81,617.15	Public Enterprises		Balance January 1, 1973	118,722.94
Sewers and Sewage Processing		Recreation—Culture		Collected in 1973	109,555.49
Garbage and Trash Disposal		Public Works	2,948.11	Cancelled, Abated or Adjusted 1973	3,017.92
Public Buildings and Grounds	8,373.61	Buildings and Grounds		Transfers to Tax Title Liens or Foreclosed	
Other Public Works		Library and Education		Balance December 31, 1973	6,149.53
<b>HEALTH and WELFARE</b>		Conservation		<b>TAX TITLE LIENS OUTSTANDING</b>	
Health Services Except Environmental	100.00	All Other	32,350.00	Balance January 1, 1973	468.18
Welfare-Public Assistance	500.00			Transfers From Taxes	105.84
Hospitals, Clinics, First Aid		<b>CAPITAL DEBT AUTHORIZED, DECEMBER 31, 1973</b>		Redeemed in 1973	
Animal, Insect, & Rodent Control	300.00	ISSUED AND UNISSUED GROSS DEBT NET DEBT		Cancelled, Abated or Adjusted (1973)	
Other Welfare Services		School 120,000		Transfers to Foreclosed Property	
<b>RECREATION and CONSERVATION</b>		Self-liquidating 535,000	104,767	Balance December 31, 1973	574.02
Beaches and Boardwalks		Other		<b>PROPERTY ACQUIRED BY DEED OR</b>	
Parks, Playgrounds, Shade Trees	5,000.00	Total 655,000	104,767	<b>FORECLOSURE</b>	
Land Reclamation & Conservation	800.00	ISSUED AND OUTSTANDING		Balance January 1, 1973	
Other Recreational Services		School 120,000.00		Transfers From Taxes or Liens	
<b>EDUCATION (excluding schools)</b>		Self-Liquidating 505,000.00		Sale for Cash (1973)	
Libraries		Other		Cancelled, Abated or Adjusted (1973)	
Other Educational Services		Total 625,000.00		Balance December 31, 1973	
<b>STATUTORY EXPENDITURES</b>		<b>EQUALIZED VALUATION BASIS</b>		<b>CURRENT FINANCES DECEMBER 31, 1973</b>	
Pensions & F. I. C. A.	11,500.68	FOR NET DEBT COMPUTATION	33,759,757.33	<b>ASSETS</b>	
Employee Fringe Benefits	4,000.00	<b>REAL PROPERTY VALUATIONS</b>		Cash Dec. 31, 1973	354,223.10
Other Statutory Expenditures		Code Class # of Parcels % VAL'N		Taxes Receivable	90,252.20
<b>MUNICIPAL FUNCTIONS TOTAL</b>	241,162.42	1 Vacant Land 204 2.40	689,400.00	Tax Title Liens	574.02
<b>CAPITAL IMPROVEMENTS *MEMO*</b>	47,350.00	2 Residential 1124 72.23	20,760,675.00	Foreclosed Property	
<b>DEBT SERVICE</b>		3 Farm 192 9.37	2,693,865.00	Emergencies & Other Deferred Charges	29,239.10
Principal Payments		4a Commercial 72 13.18	3,789,500.00	State Aid Receivable	11,500.00
Interest Payments		4b Industrial 5 2.63	755,200.00	Other Receivables	12,134.94
<b>DEFERRED CHARGES</b>	17,169.39	4c Apartments 1 .19	55,300.00	Total	497,923.36
SCHOOL, COUNTY, SPECIAL DISTRICT TAXES	935,546.48	Total 1598	28,743,940.00	<b>LIABILITIES, RESERVES, AND SURPLUS</b>	
RESERVE FOR UNCOLLECTED TAXES	136,519.58	Land Area 14.08 Sq. Miles		Cash Liabilities	217,616.45
EMERGENCY EMPLOYMENT ACT OF 1971		Net Valuation Taxable-Municipal	29,294,015.00	Reserves for Receivables	102,961.16
<b>EXPENDITURES TOTAL</b>	1,330,397.67	Net Valuation Taxable-County	34,586,247.00	Surplus Dec. 31, 1973	177,345.75
		State Equalized Valuation	39,081,610.00	Total	497,923.36
		State Equalization Ratio	74.72		

1524

Population 1970 16,110  
 Population 1973 16,695  
 S & P Rating  
 Moody Rating BAA

General Tax Rate Per \$100 2.84  
 State Equalized Tax Rate 2.73

POINT PLEASANT BOROUGH — OCEAN CO.  
 Form of Government:  
 Borough Council  
 Number of Members on Governing Body 6

PER CAPITA: 352.07  
 Gross Debt 25.80  
 Net Debt 2.81  
 Debt Service 321.82  
 Total Tax Levy 115.56  
 Municipal Expenditures

PER CENT: 3.57  
 Gross Debt .26  
 Net Debt 95.27  
 Tax Levy Collected  
 Tax Levy Cancelled, Abated or Adjusted .07

EXPENDITURES		REVENUES-REALIZED		1973 PROPERTY TAX	
GENERAL GOVERNMENT				STATE EQUALIZED TAX RATE 1.78	
Governing Body & Public Boards		1973 Property Taxes Collected	5,118,784.00	Local District School Taxes	3,563,533.65
Municipal Clerk		1973 Payments in Lieu of Taxes		Regional & Consolidated School Tax	
Financial Administration	12,800.00	Delinquent Tax & Lien Collections	192,347.68	School Taxes in Municipal Budget	
Assessment of Taxes	37,600.00	Business Personalty Replacement Taxes	52,296.10	County Taxes	.41 827,745.01
Collection of Taxes	45,963.75	Taxes from Public Utilities	261,806.31	County Library Taxes	.02 38,141.81
Planning, Housing & Development	12,500.00	Other Miscellaneous Tax Revenues		Local Municipal Purpose Taxes	.44 870,996.58
Human Resources		State Aid Revenues	69,458.95	Veteran & Senior Citizen Taxes	.08 163,035.00
Elections		Federal Aid Revenues	23,112.77	Total Taxes for Rate Computation	2.73 5,463,452.05
General Administration (other)	128,100.00	State and Local Fiscal Assistance Act Utilized	206,919.99	Special District Taxes	
JUDICIARY		Sale of Acquired Property		Bank Stock Taxes	7,903.42
Municipal Courts	15,550.00	Other Miscellaneous Revenues	160,483.42	Added and Omitted Taxes	64,461.76
PUBLIC SAFETY		Other Revenues, Revenue Sharing Tax Effort	47,531.90	Total Taxes Levied - ABSTRACT	5,372,782.23
Fire Protection	27,200.00	Total	6,132,741.12	Total Taxes Billed	5,372,782.23
Police Protection	485,000.00	Prior Years Surplus Appropriated	350,000.00	1973 TAXES COLLECTED	5,118,784.00
Civil Defense & Disaster Control	3,650.00	REVENUES TOTAL	6,482,741.12	1973 Taxes Cancelled, Abated or Adjusted	4,019.75
Environmental Inspection & Control	16,900.00	CAPITAL OUTLAY TOTAL	274,282.10	Transfer to Tax Title Liens or Foreclosed	
Other Public Safety		Public Enterprises	98,507.74	Balance Outstanding Dec. 31, 1973	249,978.48
PUBLIC WORKS		Recreation—Culture	1,000.00	PRIOR YEARS TAXES OUTSTANDING	
Streets and Drainage	185,575.00	Public Works	84,533.33	Balance January 1, 1973	194,129.61
Sewers and Sewage Processing		Buildings and Grounds	90,241.03	Collected in 1973	190,286.36
Garbage and Trash Disposal	246,236.00	Library and Education		Cancelled, Abated or Adjusted 1973	47.40
Public Buildings and Grounds	21,985.00	Conservation		Transfers to Tax Title Liens or Foreclosed	3,795.85
Other Public Works		All Other		Balance December 31, 1973	
HEALTH and WELFARE				TAX TITLE LIENS OUTSTANDING	
Health Services Except Environmental	22,400.00			Balance January 1, 1973	11,913.32
Welfare-Public Assistance	3,100.00			Transfers From Taxes	4,235.01
Hospitals, Clinics, First Aid	500.00			Redeemed in 1973	2,061.32
Animal, Insect, & Rodent Control	2,500.00			Cancelled, Abated or Adjusted (1973)	
Other Welfare Services				Transfers to Foreclosed Property	
RECREATION and CONSERVATION				Balance December 31, 1973	14,087.01
Beaches and Boardwalks	8,500.00			PROPERTY ACQUIRED BY DEED OR	
Parks, Playgrounds, Shade Trees	5,200.00			FORECLOSURE	
Land Reclamation & Conservation	2,300.00			Balance January 1, 1973	30,105.00
Other Recreational Services	51,300.00			Transfers From Taxes or Liens	
EDUCATION (excluding schools)				Sale for Cash (1973)	
Libraries	6,000.00			Cancelled, Abated or Adjusted (1973)	
Other Educational Services				Balance December 31, 1973	30,105.00
STATUTORY EXPENDITURES				CURRENT FINANCES DECEMBER 31, 1973	
Pensions & F. I. C. A.	71,600.00			ASSETS	
Employee Fringe Benefits	29,000.00			Cash Dec. 31, 1973	2,288,123.00
Other Statutory Expenditures				Taxes Receivable	249,978.48
MUNICIPAL FUNCTIONS				Tax Title Liens	14,087.01
CAPITAL IMPROVEMENTS	1,441,459.75			Foreclosed Property	30,105.00
DEBT SERVICE				Emergencies & Other Deferred Charges	32,000.00
Principal Payments	46,250.00			State Aid Receivable	46,535.27
Interest Payments	680.00			Other Receivables	1,560.96
DEFERRED CHARGES	17,000.00			Total	2,662,389.72
SCHOOL, COUNTY, SPECIAL DISTRICT TAXES	4,429,420.47			LIABILITIES, RESERVES, AND SURPLUS	
RESERVE FOR UNCOLLECTED TAXES	399,712.49			Cash Liabilities	1,896,994.54
EMERGENCY EMPLOYMENT ACT OF 1971	24,114.00			Reserves for Receivables	295,731.45
EXPENDITURES TOTAL	6,358,636.71			Surplus Dec. 31, 1973	469,663.73
				Total	2,662,389.72

1525

Population 1970 4,890  
 Population 1973 4,875  
 S & P Rating  
 Moody Rating BA

General Tax Rate Per \$100. 3.27  
 State Equalized Tax Rate 2.61

POINT PLEASANT BEACH BOROUGH —  
 OCEAN COUNTY  
 Form of Government:  
 Borough Council  
 Number of Members on Governing Body 6

PER CAPITA: 316.46  
 Gross Debt 40.36  
 Net Debt  
 Debt Service 534.10  
 Total Tax Levy 251.28  
 Municipal Expenditures

PER CENT: 1.79  
 Gross Debt .23  
 Net Debt 92.90  
 Tax Levy Collected  
 Tax Levy Cancelled, Abated or Adjusted .02

EXPENDITURES		REVENUES-REALIZED		1973 PROPERTY TAX	
GENERAL GOVERNMENT				STATE EQUALIZED TAX RATE — 1.60	1,601,943.20
Governing Body & Public Boards				Local District School Taxes	
Municipal Clerk	8,000.00	1973 Property Taxes Collected	2,418,878.53	Regional & Consolidated School Tax	
Financial Administration	14,850.00	1973 Payments in Lieu of Taxes	167,269.64	School Taxes in Municipal Budget	
Assessment of Taxes	13,150.00	Delinquent Tax & Lien Collections	73,039.07	County Taxes	428,618.74
Collection of Taxes	10,500.00	Business Personalty Replacement Taxes	119,001.78	County Library Taxes	19,754.37
Planning, Housing & Development		Taxes from Public Utilities		Local Municipal Purpose Taxes	518,773.69
Human Resources		Other Miscellaneous Tax Revenues		Veteran & Senior Citizen Taxes	42,720.00
Elections		State Aid Revenues	38,996.50	Total Taxes for Rate Computation	2,611,810.00
General Administration (other)	175,198.00	Federal Aid Revenues		Special District Taxes	
JUDICIARY		State and Local Fiscal Assistance Act Utilized	166,221.00	Bank Stock Taxes	6,726.31
Municipal Courts	15,450.00	Sale of Acquired Property		Added and Omitted Taxes	27,944.36
PUBLIC SAFETY		Other Miscellaneous Revenues	98,687.24	Total Taxes Levied - ABSTRACT	2,603,760.67
Fire Protection	46,000.00	Other Revenues, Revenue Sharing Tax Effort	71,483.25	Total Taxes Billed	2,603,760.67
Police Protection	358,375.00	Total	3,153,577.01	1973 TAXES COLLECTED	2,418,878.53
Civil Defense & Disaster Control	100.00	Prior Years Surplus Appropriated	200,000.00	1973 Taxes Cancelled, Abated or Adjusted	560.00
Environmental Inspection & Control	11,350.00	REVENUES TOTAL	3,353,577.01	Transfer to Tax Title Liens or Foreclosed	
Other Public Safety	2,000.00	CAPITAL OUTLAY TOTAL	156,708.89	Balance Outstanding Dec. 31, 1973	184,322.14
PUBLIC WORKS				PRIOR YEARS TAXES OUTSTANDING	
Streets and Drainage	116,100.00	Public Enterprises	125,854.74	Balance January 1, 1973	205,265.67
Sewers and Sewage Processing		Recreation—Culture		Collected in 1973	167,269.64
Garbage and Trash Disposal	71,700.00	Public Works	30,750.40	Cancelled, Abated or Adjusted 1973	
Public Buildings and Grounds	30,000.00	Buildings and Grounds	103.75	Transfers to Tax Title Liens or Foreclosed	
Other Public Works	8,600.00	Library and Education		Balance December 31, 1973	37,996.03
HEALTH and WELFARE		Conservation		TAX TITLE LIENS OUTSTANDING	
Health Services Except Environmental	10,830.00	All Other		Balance January 1, 1973	
Welfare-Public Assistance	5,625.00	CAPITAL DEBT AUTHORIZED, DECEMBER 31, 1973		Transfers From Taxes	
Hospitals, Clinics, First Aid	500.00	ISSUED AND UNISSUED		Redeemed in 1973	
Animal, Insect, & Rodent Control	7,000.00	School	40,000	Cancelled, Abated or Adjusted (1973)	
Other Welfare Services		Self-liquidating	1,306,000	Transfers to Foreclosed Property	
RECREATION and CONSERVATION		Other	196,750	Balance December 31, 1973	
Beaches and Boardwalks	5,500.00	Total	1,542,750	PROPERTY ACQUIRED BY DEED OR FORECLOSURE	
Parks, Playgrounds, Shade Trees	15,500.00	ISSUED AND OUTSTANDING		Balance January 1, 1973	38,050.00
Land Reclamation & Conservation	1,750.00	School	40,000.00	Transfers From Taxes or Liens	
Other Recreational Services	7,275.00	Self-Liquidating	840,000.00	Sale for Cash (1973)	
EDUCATION (excluding schools)		Other		Cancelled, Abated or Adjusted (1973)	
Libraries	6,000.00	Total	880,000.00	Balance December 31, 1973	38,050.00
Other Educational Services		EQUALIZED VALUATION BASIS		CURRENT FINANCES DECEMBER 31, 1973	
STATUTORY EXPENDITURES		FOR NET DEBT COMPUTATION	86,083,469.00	ASSETS	
Pensions & F. I. C. A.	49,065.71	REAL PROPERTY VALUATIONS		Cash Dec. 31, 1973	1,178,935.14
Employee Fringe Benefits	20,000.00	Code Class # of Parcels % VAL'N		Taxes Receivable	222,878.17
Other Statutory Expenditures		1 Vacant Land 343 6.66		Tax Title Liens	
MUNICIPAL FUNCTIONS TOTAL	1,010,418.71	2 Residential 2113 63.17		Foreclosed Property	38,050.00
CAPITAL IMPROVEMENTS *MEMO*	139,721.00	3 Farm		Emergencies & Other Deferred Charges	29,640.00
DEBT SERVICE		4a Commercial 303 26.59		State Aid Receivable	21,986.00
Principal Payments		4b Industrial		Other Receivables	47,232.41
Interest Payments		4c Apartments 30 3.57		Total	1,538,721.72
DEFERRED CHARGES	7,580.00	Total 2789		LIABILITIES, RESERVES, AND SURPLUS	
SCHOOL, COUNTY, SPECIAL DISTRICT TAXES	2,050,316.31	Land Area 1.50 Sq. Miles		Cash Liabilities	1,010,244.44
RESERVE FOR UNCOLLECTED TAXES	206,996.72	Net Valuation Taxable-Municipal	79,965,128.00	Reserves for Receivables	308,160.58
EMERGENCY EMPLOYMENT ACT OF 1971		Net Valuation Taxable-County	88,334,915.00	Surplus Dec. 31, 1973	220,316.70
EXPENDITURES TOTAL	3,275,311.74	State Equalized Valuation	100,029,598.00	Total	1,538,721.72
		State Equalization Ratio	79.84		

1609

Population 1970 11,430  
 Population 1973 11,710  
 S & P Rating  
 Moody Rating

General Tax Rate Per \$100. 4.95  
 State Equalized Tax Rate 3.96

POMPTON LAKES BOROUGH — PASSAIC CO.  
 Form of Government:  
 Borough Council  
 Number of Members on Governing Body 6

PER CAPITA:  
 Gross Debt 380.16  
 Net Debt 57.45  
 Debt Service 3.88  
 Total Tax Levy 409.73  
 Municipal Expenditures 125.84  
 PER CENT:  
 Gross Debt 4.03  
 Net Debt .61  
 Tax Levy Collected 98.30  
 Tax Levy Cancelled, Abated or Adjusted .15

EXPENDITURES		REVENUES-REALIZED		1973 PROPERTY TAX	
<b>GENERAL GOVERNMENT</b>				<b>STATE EQUALIZED TAX RATE</b>	
Governing Body & Public Boards		1973 Property Taxes Collected	4,722,901.72	Local District School Taxes	2.76
Municipal Clerk		1973 Payments in Lieu of Taxes		Regional & Consolidated School Tax	
Financial Administration	32,825.00	Delinquent Tax & Lien Collections	68,417.08	School Taxes in Municipal Budget	
Assessment of Taxes	18,322.00	Business Personalty Replacement Taxes	232,911.11	County Taxes	.61
Collection of Taxes	20,089.00	Taxes from Public Utilities	160,106.98	County Library Taxes	
Planning, Housing & Development	3,540.00	Other Miscellaneous Tax Revenues		Local Municipal Purpose Taxes	.54
Human Resources	2,425.00	State Aid Revenues	45,151.77	Veteran & Senior Citizen Taxes	.06
Elections	3,400.00	Federal Aid Revenues	28,160.00	Total Taxes for Rate Computation	3.97
General Administration (other)	123,330.00	State and Local Fiscal Assistance Act Utilized	87,300.00	Special District Taxes	
<b>JUDICIARY</b>		Sale of Acquired Property	7,000.00	Bank Stock Taxes	5,216.28
Municipal Courts	9,550.00	Other Miscellaneous Revenues	89,133.22	Added and Omitted Taxes	48,784.23
<b>PUBLIC SAFETY</b>		Other Revenues, Revenue Sharing Tax Effort	33,656.16	Total Taxes Levied - ABSTRACT	4,797,892.05
Fire Protection	37,720.00	Total	5,471,738.04	Total Taxes Billed	4,804,500.46
Police Protection	361,125.00	Prior Years Surplus Appropriated	195,000.00	1973 TAXES COLLECTED	4,722,901.72
Civil Defense & Disaster Control	3,200.00	REVENUES TOTAL	5,666,738.04	1973 Taxes Cancelled, Abated or Adjusted	7,237.80
Environmental Inspection & Control	5,850.00			Transfer to Tax Title Liens or Foreclosed	2,181.35
Other Public Safety				Balance Outstanding Dec. 31, 1973	72,179.59
<b>PUBLIC WORKS</b>		<b>CAPITAL OUTLAY TOTAL</b>	104,214.73	<b>PRIOR YEARS TAXES OUTSTANDING</b>	
Streets and Drainage	183,144.00	Public Enterprises		Balance January 1, 1973	67,738.74
Sewers and Sewage Processing		Recreation—Culture		Collected in 1973	66,766.44
Garbage and Trash Disposal	137,380.00	Public Works	82,114.73	Cancelled, Abated or Adjusted 1973	
Public Buildings and Grounds	35,312.00	Buildings and Grounds	2,100.00	Transfers to Tax Title Liens or Foreclosed	
Other Public Works	400.00	Library and Education		Balance December 31, 1973	972.30
<b>HEALTH and WELFARE</b>		Conservation		<b>TAX TITLE LIENS OUTSTANDING</b>	
Health Services Except Environmental	52,221.00	All Other	20,000.00	Balance January 1, 1973	8,298.75
Welfare-Public Assistance	1,900.00			Transfers From Taxes	2,181.35
Hospitals, Clinics, First Aid	800.00	<b>CAPITAL DEBT AUTHORIZED, DECEMBER 31, 1973</b>		Redeemed in 1973	1,650.64
Animal, Insect, & Rodent Control		<b>ISSUED AND UNISSUED</b>		Cancelled, Abated or Adjusted (1973)	
Other Welfare Services	2,500.00	School	3,706,000	Transfers to Foreclosed Property	
<b>RECREATION and CONSERVATION</b>		Self-Liquidating		Balance December 31, 1973	8,829.46
Beaches and Boardwalks		Other	745,700	<b>PROPERTY ACQUIRED BY DEED OR FORECLOSURE</b>	
Parks, Playgrounds, Shade Trees	17,925.00	Total	4,451,700	Balance January 1, 1973	32,875.00
Land Reclamation & Conservation				Transfers From Taxes or Liens	
Other Recreational Services	27,475.00	<b>ISSUED AND OUTSTANDING</b>		Sale for Cash (1973)	7,000.00
<b>EDUCATION (excluding schools)</b>		School	3,706,000.00	Cancelled, Abated or Adjusted (1973)	
Libraries	54,250.00	Self-Liquidating		Balance December 31, 1973	25,875.00
Other Educational Services		Other	307,200.00	<b>CURRENT FINANCES DECEMBER 31, 1973</b>	
<b>STATUTORY EXPENDITURES</b>		Total	4,013,200.00	<b>ASSETS</b>	
Pensions & F. I. C. A.	78,997.78	<b>EQUALIZED VALUATION BASIS</b>		Cash Dec. 31, 1973	428,482.66
Employee Fringe Benefits	19,000.00	<b>FOR NET DEBT COMPUTATION</b>	110,544,051.67	Taxes Receivable	73,151.89
Other Statutory Expenditures		<b>REAL PROPERTY VALUATIONS</b>		Tax Title Liens	8,829.46
<b>MUNICIPAL FUNCTIONS</b>		Code Class # of Parcels % VAL'N		Foreclosed Property	25,875.00
<b>CAPITAL IMPROVEMENTS</b>		1 Vacant Land 202 2.37	2,237,500.00	Emergencies & Other Deferred Charges	
<b>DEBT SERVICE</b>		2 Residential 2790 78.10	75,250,000.00	State Aid Receivable	15,598.00
Principal Payments	35,000.00	3 Farm		Other Receivables	34,095.01
Interest Payments	10,400.00	4a Commercial 137 10.81	10,413,400.00	Total	586,432.02
<b>DEFERRED CHARGES</b>		4b Industrial 4 5.20	5,005,500.00	<b>LIABILITIES, RESERVES, AND SURPLUS</b>	
SCHOOL, COUNTY, SPECIAL DISTRICT TAXES	4,092,543.75	4c Apartments 7 3.52	3,391,500.00	Cash Liabilities	217,595.05
RESERVE FOR UNCOLLECTED TAXES	145,442.07	Total 3140	96,347,900.00	Reserves for Receivables	141,951.36
EMERGENCY EMPLOYMENT ACT OF 1971	28,350.00	Land Area 3.00 Sq. Miles		Surplus Dec. 31, 1973	226,885.61
<b>EXPENDITURES</b>		Net Valuation Taxable-Municipal	97,341,615.00	Total	586,432.02
<b>TOTAL</b>	5,566,118.82	Net Valuation Taxable-County	117,829,537.00		
		State Equalized Valuation	121,278,760.00		
		State Equalization Ratio	80.10		

0120

Population 1970 590  
 Population 1973 625  
 S & P Rating  
 Moody Rating

General Tax Rate Per \$100. 2.72  
 State Equalized Tax Rate 2.10

**PORT REPUBLIC CITY — ATLANTIC COUNTY**  
 Form of Government:  
 Special Charter (P.L. 1897, c.30)  
 Number of Members on Governing Body 7

PER CAPITA: 24.00  
 Gross Debt  
 Net Debt  
 Debt Service 5.81  
 Total Tax Levy 278.85  
 Municipal Expenditures 150.19  
 PER CENT: .25  
 Gross Debt  
 Net Debt  
 Tax Levy Collected 92.75  
 Tax Levy Cancelled, Abated or Adjusted 1.53

EXPENDITURES		REVENUES-REALIZED		1973 PROPERTY TAX	
<b>GENERAL GOVERNMENT</b>				<b>STATE EQUALIZED TAX RATE</b> 1.32	
Governing Body & Public Boards		1973 Property Taxes Collected	162,180.61	Local District School Taxes	107,494.00
Municipal Clerk		1973 Payments in Lieu of Taxes		Regional & Consolidated School Tax	
Financial Administration	1,300.00	Delinquent Tax & Lien Collections	10,219.92	School Taxes in Municipal Budget	
Assessment of Taxes	2,800.00	Business Personalty Replacement Taxes	4,881.00	County Taxes	57,212.93
Collection of Taxes	1,550.00	Taxes from Public Utilities	54,031.18	County Library Taxes	1,100.12
Planning, Housing & Development	400.00	Other Miscellaneous Tax Revenues		Local Municipal Purpose Taxes	
Human Resources		State Aid Revenues	16,296.83	Veteran & Senior Citizen Taxes	5,310.00
Elections	500.00	Federal Aid Revenues		Total Taxes for Rate Computation	171,117.05
General Administration (other)	10,050.00	State and Local Fiscal Assistance Act Utilized	1,760.00	Special District Taxes	
<b>JUDICIARY</b>		Sale of Acquired Property		Bank Stock Taxes	
Municipal Courts	2,317.65	Other Miscellaneous Revenues	3,645.61	Added and Omitted Taxes	8,476.66
<b>PUBLIC SAFETY</b>		Other Revenues, Revenue Sharing Tax Effort	5,926.75	Total Taxes Levied - ABSTRACT	174,283.71
Fire Protection	3,500.00	Total	258,941.90	Total Taxes Billed	174,850.00
Police Protection	2,125.00	Prior Years Surplus Appropriated	35,816.68	1973 TAXES COLLECTED	162,180.61
Civil Defense & Disaster Control	200.00	REVENUES TOTAL	294,758.58	1973 Taxes Cancelled, Abated or Adjusted	2,668.24
Environmental Inspection & Control	1,399.75			Transfer to Tax Title Liens or Foreclosed	533.12
Other Public Safety				Balance Outstanding Dec. 31, 1973	9,468.03
<b>PUBLIC WORKS</b>		<b>CAPITAL OUTLAY TOTAL</b>		<b>PRIOR YEARS TAXES OUTSTANDING</b>	
Streets and Drainage	20,868.59	Public Enterprises		Balance January 1, 1973	11,332.17
Sewers and Sewage Processing		Recreation—Culture		Collected in 1973	10,219.92
Garbage and Trash Disposal	3,200.00	Public Works		Cancelled, Abated or Adjusted 1973	805.04
Public Buildings and Grounds	2,300.00	Buildings and Grounds		Transfers to Tax Title Liens or Foreclosed	
Other Public Works		Library and Education		Balance December 31, 1973	307.21
<b>HEALTH and WELFARE</b>		Conservation		<b>TAX TITLE LIENS OUTSTANDING</b>	
Health Services Except Environmental	76.00	All Other		Balance January 1, 1973	2,038.16
Welfare-Public Assistance	75.00			Transfers From Taxes	533.12
Hospitals, Clinics, First Aid		<b>CAPITAL DEBT AUTHORIZED, DECEMBER 31, 1973</b>		Redeemed in 1973	
Animal, Insect, & Rodent Control	500.00	<b>ISSUED AND UNISSUED GROSS DEBT</b>		Cancelled, Abated or Adjusted (1973)	
Other Welfare Services		School 15,000		Transfers to Foreclosed Property	
<b>RECREATION and CONSERVATION</b>		Self-liquidating		Balance December 31, 1973	2,571.28
Beaches and Boardwalks		Other		<b>PROPERTY ACQUIRED BY DEED OR FORECLOSURE</b>	
Parks, Playgrounds, Shade Trees	7,510.00	Total 15,000		Balance January 1, 1973	1,000.00
Land Reclamation & Conservation		<b>ISSUED AND OUTSTANDING</b>		Transfers From Taxes or Liens	
Other Recreational Services		School 15,000.00		Sale for Cash (1973)	
<b>EDUCATION (excluding schools)</b>		Self-Liquidating		Cancelled, Abated or Adjusted (1973)	
Libraries		Other		Balance December 31, 1973	1,000.00
Other Educational Services	10,000.00	Total 15,000.00		<b>CURRENT FINANCES DECEMBER 31, 1973</b>	
<b>STATUTORY EXPENDITURES</b>		<b>EQUALIZED VALUATION BASIS FOR NET DEBT COMPUTATION</b>	6,087,430.33	<b>ASSETS</b>	
Pensions & F. I. C. A.	664.15	<b>REAL PROPERTY VALUATIONS</b>		Cash Dec. 31, 1973	94,015.38
Employee Fringe Benefits		Code Class # of Parcels % VAL'N		Taxes Receivable	9,775.24
Other Statutory Expenditures		1 Vacant Land 248 20.13	1,206,000.00	Tax Title Liens	2,571.28
<b>MUNICIPAL FUNCTIONS</b>	71,336.34	2 Residential 248 71.62	4,291,100.00	Foreclosed Property	1,000.00
<b>CAPITAL IMPROVEMENTS *MEMO*</b>	25,111.12	3 Farm 9 1.61	96,300.00	Emergencies & Other Deferred Charges	1,493.34
<b>DEBT SERVICE</b>		4a Commercial 12 6.04	362,000.00	State Aid Receivable	28,769.46
Principal Payments	3,000.00	4b Industrial 3 .61	36,500.00	Other Receivables	243.45
Interest Payments	630.00	4c Apartments		Total	137,868.15
<b>TYPE I SCHL DEBT *MEMO*</b>	3,630.00	Total 520	5,991,900.00	<b>LIABILITIES, RESERVES, AND SURPLUS</b>	
<b>DEFERRED CHARGES</b>	4,792.52	Land Area 8.10 Sq. Miles		Cash Liabilities	43,734.73
<b>SCHOOL, COUNTY, SPECIAL DISTRICT TAXES</b>	165,807.05	Net Valuation Taxable-Municipal	6,294,752.00	Reserves for Receivables	13,589.97
<b>RESERVE FOR UNCOLLECTED TAXES</b>	14,109.49	Net Valuation Taxable-County	6,884,922.00	Surplus Dec. 31, 1973	80,543.45
<b>EMERGENCY EMPLOYMENT ACT OF 1971</b>		State Equalized Valuation	8,062,370.00	Total	137,868.15
<b>EXPENDITURES TOTAL</b>	259,675.40	State Equalization Ratio	77.22		

1971/3000

\* ABOVE DEBT SERVICE INCLUDES TYPE I SCHOOL DEBT

1109

Population 1970 12,315  
 Population 1973 12,255  
 S & P Rating AA  
 Moody Rating AA

General Tax Rate Per \$100. 4.14  
 State Equalized Tax Rate 2.83

## PRINCETON BOROUGH — MERCER COUNTY

Form of Government:

Borough Council

Number of Members on Governing Body 6

PER CAPITA:

Gross Debt 271.36  
 Net Debt 179.37  
 Debt Service 19.79  
 Total Tax Levy 324.87  
 Municipal Expenditures 203.77

PER CENT:

Gross Debt 2.65  
 Net Debt 1.75  
 Tax Levy Collected 97.28  
 Tax Levy Cancelled, Abated or Adjusted

EXPENDITURES		REVENUES-REALIZED		1973 PROPERTY TAX	
GENERAL GOVERNMENT				STATE EQUALIZED TAX RATE →	
Governing Body & Public Boards		1973 Property Taxes Collected	3,874,193.53	Local District School Taxes	
Municipal Clerk		1973 Payments in Lieu of Taxes	16,667.95	Regional & Consolidated School Tax	1.28
Financial Administration	3,900.00	Delinquent Tax & Lien Collections	93,852.64	School Taxes in Municipal Budget	
Assessment of Taxes	6,864.66	Business Personalty Replacement Taxes	139,926.78	County Taxes	.89
Collection of Taxes	24,970.00	Taxes from Public Utilities	243,925.62	County Library Taxes	
Planning, Housing & Development	53,289.54	Other Miscellaneous Tax Revenues		Local Municipal Purpose Taxes	.64
Human Resources	51,240.97	State Aid Revenues	70,069.50	Veteran & Senior Citizen Taxes	.02
Elections	1,060.47	Federal Aid Revenues		Total Taxes for Rate Computation	2.83
General Administration (other)	228,162.83	State and Local Fiscal Assistance Act Utilized	79,822.00	Special District Taxes	
JUDICIARY		Sale of Acquired Property		Bank Stock Taxes	41,664.74
Municipal Courts	50,332.18	Other Miscellaneous Revenues	879,189.02	Added and Omitted Taxes	14,661.86
PUBLIC SAFETY		Other Revenues, Revenue Sharing Tax Effort	80,766.61	Total Taxes Levied - ABSTRACT	3,981,328.59
Fire Protection	48,249.66	Total	5,478,413.65	Total Taxes Billed	3,982,361.89
Police Protection	467,882.11	Prior Years Surplus Appropriated	185,000.00	1973 TAXES COLLECTED	3,874,193.53
Civil Defense & Disaster Control	264.86	REVENUES TOTAL	5,663,413.65	1973 Taxes Cancelled, Abated or Adjusted	150.00
Environmental Inspection & Control	13,731.10	CAPITAL OUTLAY TOTAL	78,966.75	Transfer to Tax Title Liens or Foreclosed	3,676.32
Other Public Safety				Balance Outstanding Dec. 31, 1973	104,342.04
PUBLIC WORKS				PRIOR YEARS TAXES OUTSTANDING	
Streets and Drainage	308,656.49	Public Enterprises		Balance January 1, 1973	125,097.30
Sewers and Sewage Processing	218,224.55	Recreation—Culture		Collected in 1973	93,852.64
Garbage and Trash Disposal	136,325.20	Public Works	19,974.50	Cancelled, Abated or Adjusted 1973	31,244.66
Public Buildings and Grounds	60,852.90	Buildings and Grounds	58,992.25	Transfers to Tax Title Liens or Foreclosed	
Other Public Works		Library and Education		Balance December 31, 1973	
HEALTH and WELFARE		Conservation		TAX TITLE LIENS OUTSTANDING	
Health Services Except Environmental	53,164.38	All Other		Balance January 1, 1973	13,501.46
Welfare-Public Assistance	16,471.50	CAPITAL DEBT AUTHORIZED, DECEMBER 31, 1973		Transfers From Taxes	3,676.32
Hospitals, Clinics, First Aid		ISSUED AND UNISSUED		Redeemed in 1973	
Animal, Insect, & Rodent Control		School	1,127,339	Cancelled, Abated or Adjusted (1973)	
Other Welfare Services		Self-liquidating		Transfers to Foreclosed Property	
RECREATION and CONSERVATION		Other	2,198,140	Balance December 31, 1973	17,177.78
Beaches and Boardwalks		Total	3,325,479	PROPERTY ACQUIRED BY DEED OR FORECLOSURE	
Parks, Playgrounds, Shade Trees	47,651.65	ISSUED AND OUTSTANDING		Balance January 1, 1973	
Land Reclamation & Conservation	10,811.08	School	1,127,339.25	Transfers From Taxes or Liens	
Other Recreational Services	64,911.00	Self-Liquidating		Sale for Cash (1973)	
EDUCATION (excluding schools)		Other	2,093,000.00	Cancelled, Abated or Adjusted (1973)	
Libraries	120,327.02	Total	3,220,339.25	Balance December 31, 1973	
Other Educational Services		EQUALIZED VALUATION BASIS		CURRENT FINANCES DECEMBER 31, 1973	
STATUTORY EXPENDITURES		FOR NET DEBT COMPUTATION	125,714,678.00	ASSETS	
Pensions & F. I. C. A.	101,090.45	REAL PROPERTY VALUATIONS		Cash Dec. 31, 1973	521,806.49
Employee Fringe Benefits		Code Class # of Parcels % VAL'N	ASSESSED VALUATION	Taxes Receivable	104,342.04
Other Statutory Expenditures		1 Vacant Land 146 2.43	2,250,100.00	Tax Title Liens	17,177.78
MUNICIPAL FUNCTIONS TOTAL	2,088,434.60	2 Residential 1653 61.03	56,397,400.00	Foreclosed Property	
CAPITAL IMPROVEMENTS *MEMO*	131,463.28	3 Farm		Emergencies & Other Deferred Charges	
DEBT SERVICE		4a Commercial 202 30.44	28,128,100.00	State Aid Receivable	
Principal Payments	160,000.00	4b Industrial		Other Receivables	
Interest Payments	82,502.00	4c Apartments 44 6.10	5,636,800.00	Total	643,326.31
DEFERRED CHARGES	23,705.00	Total 2045	92,412,400.00	LIABILITIES, RESERVES, AND SURPLUS	
SCHOOL, COUNTY, SPECIAL DISTRICT TAXES	3,028,323.68	Land Area 1.76 Sq. Miles		Cash Liabilities	208,115.89
RESERVE FOR UNCOLLECTED TAXES	142,500.00	Net Valuation Taxable-Municipal	95,490,466.00	Reserves for Receivables	121,519.82
EMERGENCY EMPLOYMENT ACT OF 1971		Net Valuation Taxable-County	130,331,414.00	Surplus Dec. 31, 1973	313,690.60
EXPENDITURES TOTAL	5,525,465.28	State Equalized Valuation	138,327,900.00	Total	643,326.31
		State Equalization Ratio	68.36		

1110  
Population 1970 13,695  
Population 1973 13,930  
S & P Rating AA  
Moody Rating AA

General Tax Rate Per \$100 3.17  
State Equalized Tax Rate 3.10

PRINCETON TOWNSHIP — MERCER COUNTY  
Form of Government:  
Township Committee  
Number of Members on Governing Body 5

PER CAPITA: 375.65  
Gross Debt 217.96  
Net Debt 14.98  
Debt Service 585.75  
Total Tax Levy 195.44  
Municipal Expenditures  
PER CENT: 2.14  
Gross Debt 1.24  
Net Debt 95.04  
Tax Levy Collected  
Tax Levy Cancelled, Abated or Adjusted .17

EXPENDITURES		REVENUES-REALIZED		1973 PROPERTY TAX	
GENERAL GOVERNMENT		1973 Property Taxes Collected		STATE EQUALIZED TAX RATE	
Governing Body & Public Boards			7,746,725.31	Local District School Taxes	
Municipal Clerk	31,277.54	1973 Payments in Lieu of Taxes	22,204.68	Regional & Consolidated School Tax 1.72	
Financial Administration	10,065.00	Delinquent Tax & Lien Collections	367,312.69	School Taxes in Municipal Budget	
Assessment of Taxes	32,405.00	Business Personalty Replacement Taxes	112,570.78	County Taxes .91	
Collection of Taxes	32,776.54	Taxes from Public Utilities	324,143.92	County Library Taxes	
Planning, Housing & Development	92,849.08	Other Miscellaneous Tax Revenues	61,850.11	Local Municipal Purpose Taxes .46	
Human Resources	1,860.00	State Aid Revenues	8,780.86	Veteran & Senior Citizen Taxes .02	
Elections	258,433.77	Federal Aid Revenues	51,285.00	Total Taxes for Rate Computation 3.11	
General Administration (other)		State and Local Fiscal Assistance Act Utilized	581,203.38	Special District Taxes	
JUDICIARY	11,285.00	Sale of Acquired Property	79,588.97	Bank Stock Taxes	
Municipal Courts		Other Miscellaneous Revenues	9,355,665.70	Added and Omitted Taxes	
PUBLIC SAFETY	59,237.00	Other Revenues, Revenue Sharing Tax Effort	150,000.00	Total Taxes Levied - ABSTRACT	
Fire Protection	464,761.10	Prior Years Surplus Appropriated	9,505,665.70	Total Taxes Billed	
Police Protection	250.00	REVENUES TOTAL	622,149.24	1973 TAXES COLLECTED	
Civil Defense & Disaster Control	34,122.14			1973 Taxes Cancelled, Abated or Adjusted	
Environmental Inspection & Control				Transfer to Tax Title Liens or Foreclosed	
Other Public Safety				Balance Outstanding Dec. 31, 1973	
PUBLIC WORKS	254,729.00			PRIOR YEARS TAXES OUTSTANDING	
Streets and Drainage	135,395.13			Balance January 1, 1973	
Sewers and Sewage Processing	55,693.32			Collected in 1973	
Garbage and Trash Disposal	24,865.00			Cancelled, Abated or Adjusted 1973	
Public Buildings and Grounds				Transfers to Tax Title Liens or Foreclosed	
Other Public Works				Balance December 31, 1973	
HEALTH and WELFARE	38,065.00			TAX TITLE LIENS OUTSTANDING	
Health Services Except Environmental	12,030.13			Balance January 1, 1973	
Welfare-Public Assistance	2,713.40			Transfers From Taxes	
Hospitals, Clinics, First Aid	1,750.00			Redeemed in 1973	
Animal, Insect, & Rodent Control				Cancelled, Abated or Adjusted (1973)	
Other Welfare Services				Transfers to Foreclosed Property	
RECREATION and CONSERVATION	6,065.71			Balance December 31, 1973	
Beaches and Boardwalks	12,462.13			PROPERTY ACQUIRED BY DEED OR	
Parks, Playgrounds, Shade Trees	167,310.25			FORECLOSURE	
Land Reclamation & Conservation				Balance January 1, 1973	
Other Recreational Services				Transfers From Taxes or Liens	
EDUCATION (excluding schools)	239,145.00			Sale for Cash (1973)	
Libraries				Cancelled, Abated or Adjusted (1973)	
Other Educational Services				Balance December 31, 1973	
STATUTORY EXPENDITURES	107,158.43			CURRENT FINANCES DECEMBER 31, 1973	
Pensions & F. I. C. A.				ASSETS	
Employee Fringe Benefits				Cash Dec. 31, 1973	
Other Statutory Expenditures				Taxes Receivable	
MUNICIPAL FUNCTIONS TOTAL	2,086,704.67			Tax Title Liens	
CAPITAL IMPROVEMENTS *MEMO*	68,000.00			Foreclosed Property	
DEBT SERVICE	115,100.00			Emergencies & Other Deferred Charges	
Principal Payments	93,534.08			State Aid Receivable	
Interest Payments	26,235.55			Other Receivables	
DEFERRED CHARGES	6,885,934.34			Total	
SCHOOL, COUNTY, SPECIAL DISTRICT TAXES	393,568.00			LIABILITIES, RESERVES, AND SURPLUS	
RESERVE FOR UNCOLLECTED TAXES	7,368.60			Cash Liabilities	
EMERGENCY EMPLOYMENT ACT OF 1971				Reserves for Receivables	
EXPENDITURES TOTAL	9,608,445.24			Surplus Dec. 31, 1973	
				Total	

1610

Population 1970 5,180  
 Population 1973 5,240  
 S & P Rating A  
 Moody Rating

General Tax Rate Per \$100 3.82  
 State Equalized Tax Rate 2.94

PROSPECT PARK BOROUGH — PASSAIC CO.  
 Form of Government:  
 Borough Council  
 Number of Members on Governing Body 6

PER CAPITA:  
 Gross Debt 194.95  
 Net Debt 9.92  
 Debt Service .83  
 Total Tax Levy 215.58  
 Municipal Expenditures 75.38  
 PER CENT:  
 Gross Debt 2.98  
 Net Debt .15  
 Tax Levy Collected 97.07  
 Tax Levy Cancelled, Abated or Adjusted .07

EXPENDITURES		REVENUES-REALIZED		1973 PROPERTY TAX	
GENERAL GOVERNMENT				STATE EQUALIZED TAX RATE 1.38	
Governing Body & Public Boards		1973 Property Taxes Collected 1,115,722.24		Local District School Taxes	467,842.00
Municipal Clerk				Regional & Consolidated School Tax	365,595.18
Financial Administration	2,350.00	1973 Payments in Lieu of Taxes 25,874.08		School Taxes in Municipal Budget	
Assessment of Taxes	3,950.00	Delinquent Tax & Lien Collections 44,128.23		County Taxes	226,586.78
Collection of Taxes	4,975.00	Business Personalty Replacement Taxes 49,566.39		County Library Taxes	
Planning, Housing & Development		Taxes from Public Utilities 26,158.08		Local Municipal Purpose Taxes	81,534.72
Human Resources		Other Miscellaneous Tax Revenues 14,745.16		Veteran & Senior Citizen Taxes	30,880.00
Elections		State Aid Revenues 30,192.17		Total Taxes for Rate Computation	1,112,438.68
General Administration (other)	32,300.00	Federal Aid Revenues 18,468.24		Special District Taxes	
JUDICIARY		State and Local Fiscal Assistance Act Utilized 6,832.46		Bank Stock Taxes	45,412.98
Municipal Courts	8,600.00	Sale of Acquired Property 1,331,686.75		Added and Omitted Taxes	2,654.90
PUBLIC SAFETY		Other Miscellaneous Revenues 103,500.00		Total Taxes Levied - ABSTRACT	1,129,626.56
Fire Protection	16,250.00	Other Revenues, Revenue Sharing Tax Effort 1,435,186.75		Total Taxes Billed	1,149,386.56
Police Protection	93,489.98	REVENUES TOTAL		1973 TAXES COLLECTED	1,115,722.24
Civil Defense & Disaster Control	600.00			1973 Taxes Cancelled, Abated or Adjusted	805.00
Environmental Inspection & Control	2,200.00	CAPITAL OUTLAY TOTAL		Transfer to Tax Title Liens or Foreclosed	
Other Public Safety				Balance Outstanding Dec. 31, 1973	32,859.32
PUBLIC WORKS				PRIOR YEARS TAXES OUTSTANDING	
Streets and Drainage	45,050.00	Public Enterprises		Balance January 1, 1973	28,518.24
Sewers and Sewage Processing	8,400.00	Recreation—Culture		Collected in 1973	25,874.08
Garbage and Trash Disposal	58,800.00	Public Works		Cancelled, Abated or Adjusted 1973	
Public Buildings and Grounds	4,000.00	Buildings and Grounds		Transfers to Tax Title Liens or Foreclosed	
Other Public Works		Library and Education		Balance December 31, 1973	2,644.16
HEALTH and WELFARE		Conservation		TAX TITLE LIENS OUTSTANDING	
Health Services Except Environmental	7,200.00	All Other		Balance January 1, 1973	219.59
Welfare-Public Assistance	1,805.00	CAPITAL DEBT AUTHORIZED, DECEMBER 31, 1973		Transfers From Taxes	
Hospitals, Clinics, First Aid	600.00	ISSUED AND UNISSUED GROSS DEBT NET DEBT		Redeemed in 1973	
Animal, Insect, & Rodent Control		School 969,514		Cancelled, Abated or Adjusted (1973)	
Other Welfare Services		Self-liquidating 52,000		Transfers to Foreclosed Property	
RECREATION and CONSERVATION		Other 1,021,514		Balance December 31, 1973	219.59
Beaches and Boardwalks		Total 549,514.49		PROPERTY ACQUIRED BY DEED OR	
Parks, Playgrounds, Shade Trees		ISSUED AND OUTSTANDING		FORECLOSURE	
Land Reclamation & Conservation		School 12,000.00		Balance January 1, 1973	250.00
Other Recreational Services	4,125.00	Self-Liquidating 561,514.49		Transfers From Taxes or Liens	
EDUCATION (excluding schools)		Other 34,308,573.33		Sale for Cash (1973)	
Libraries		Total 28,990,800.00		Cancelled, Abated or Adjusted (1973)	
Other Educational Services		EQUIALIZED VALUATION BASIS FOR NET DEBT COMPUTATION		Balance December 31, 1973	250.00
STATUTORY EXPENDITURES		REAL PROPERTY VALUATIONS		CURRENT FINANCES DECEMBER 31, 1973	
Pensions & F. I. C. A.	10,800.00	Code Class # of Parcels % VAL'N ASSESSED VALUATION		ASSETS	
Employee Fringe Benefits	3,500.00	1 Vacant Land 30 1.42 410,700.00		Cash Dec. 31, 1973	255,243.26
Other Statutory Expenditures		2 Residential 1046 83.74 24,278,200.00		Taxes Receivable	35,503.48
MUNICIPAL FUNCTIONS TOTAL	308,994.98	3 Farm 3,796,000.00		Tax Title Liens	219.59
CAPITAL IMPROVEMENTS *MEMO*	32,377.19	4a Commercial 83 13.09 505,900.00		Foreclosed Property	250.00
DEBT SERVICE		4b Industrial 2 1.75 29,174,507.00		Emergencies & Other Deferred Charges	5,900.00
Principal Payments	4,000.00	4c Apartments 1161 36,025,440.00		State Aid Receivable	20,112.63
Interest Payments	360.00	Total Land Area .45 Sq. Miles 37,765,766.00		Other Receivables	18,098.30
DEFERRED CHARGES	9,100.00	State Equalization Ratio 77.14		Total	335,327.26
SCHOOL, COUNTY, SPECIAL DISTRICT TAXES	1,000,023.96	Net Valuation Taxable-Municipal 29,174,507.00		LIABILITIES, RESERVES, AND SURPLUS	
RESERVE FOR UNCOLLECTED TAXES	56,366.78	Net Valuation Taxable-County 36,025,440.00		Cash Liabilities	109,122.22
EMERGENCY EMPLOYMENT ACT OF 1971	14,591.00	State Equalized Valuation 37,765,766.00		Reserves for Receivables	54,071.37
EXPENDITURES TOTAL	1,393,436.72	State Equalization Ratio 77.14		Surplus Dec. 31, 1973	172,133.67
				Total	335,327.26

1711

Population 1970 2,575  
 Population 1973 2,645  
 S & P Rating  
 Moody Rating

General Tax Rate Per \$100. 4.49  
 State Equalized Tax Rate 3.01

**QUINTON TOWNSHIP — SALEM COUNTY**  
 Form of Government:  
 Township Committee  
 Number of Members on Governing Body 3

PER CAPITA: 17.01  
 Gross Debt  
 Net Debt  
 Debt Service 234.65  
 Total Tax Levy 89.62  
 Municipal Expenditures

PER CENT: .27  
 Gross Debt  
 Net Debt  
 Tax Levy Collected 85.27  
 Tax Levy Cancelled, Abated or Adjusted .44

EXPENDITURES		REVENUES-REALIZED		1973 PROPERTY TAX	
<b>GENERAL GOVERNMENT</b>				<b>STATE EQUALIZED TAX RATE</b> 2.11	
Governing Body & Public Boards		1973 Property Taxes Collected	530,016.37	Local District School Taxes	443,923.50
Municipal Clerk		1973 Payments in Lieu of Taxes		Regional & Consolidated School Tax	
Financial Administration	3,700.00	Delinquent Tax & Lien Collections	69,341.93	School Taxes in Municipal Budget	
Assessment of Taxes	28,100.00	Business Personality Replacement Taxes	18,276.09	County Taxes	158,818.17
Collection of Taxes	7,200.00	Taxes from Public Utilities	56,209.67	County Library Taxes	
Planning, Housing & Development	1,850.00	Other Miscellaneous Tax Revenues		Local Municipal Purpose Taxes	14,618.30
Human Resources		State Aid Revenues	24,100.78	Veteran & Senior Citizen Taxes	15,280.00
Elections		Federal Aid Revenues		Total Taxes for Rate Computation	632,639.97
General Administration (other)	11,905.00	State and Local Fiscal Assistance Act Utilized	13,501.25	Special District Taxes	
<b>JUDICIARY</b>		Sale of Acquired Property		Bank Stock Taxes	223.63
Municipal Courts	3,100.00	Other Miscellaneous Revenues	15,820.80	Added and Omitted Taxes	3,059.17
<b>PUBLIC SAFETY</b>		Other Revenues, Revenue Sharing Tax Effort	22,041.01	Total Taxes Levied - ABSTRACT	620,642.77
Fire Protection	2,825.00	Total	749,307.90	Total Taxes Billed	621,539.92
Police Protection	4,456.25	Prior Years Surplus Appropriated	48,952.00	1973 TAXES COLLECTED	530,016.37
Civil Defense & Disaster Control	200.00	REVENUES TOTAL	798,259.90	1973 Taxes Cancelled, Abated or Adjusted	2,726.61
Environmental Inspection & Control	1,110.00			Transfer to Tax Title Liens or Foreclosed	23,000.00
Other Public Safety				Balance Outstanding Dec. 31, 1973	65,796.94
<b>PUBLIC WORKS</b>		<b>CAPITAL OUTLAY TOTAL</b>		<b>PRIOR YEARS TAXES OUTSTANDING</b>	
Streets and Drainage	43,531.25	Public Enterprises		Balance January 1, 1973	74,134.98
Sewers and Sewage Processing		Recreation—Culture		Collected in 1973	60,185.44
Garbage and Trash Disposal	7,400.00	Public Works		Cancelled, Abated or Adjusted 1973	
Public Buildings and Grounds	2,900.00	Buildings and Grounds		Transfers to Tax Title Liens or Foreclosed	3,365.58
Other Public Works		Library and Education		Balance December 31, 1973	10,583.96
<b>HEALTH and WELFARE</b>		Conservation		<b>TAX TITLE LIENS OUTSTANDING</b>	
Health Services Except Environmental	680.00	All Other		Balance January 1, 1973	113,798.82
Welfare-Public Assistance	1,200.00			Transfers From Taxes	26,960.34
Hospitals, Clinics, First Aid	680.00	<b>CAPITAL DEBT AUTHORIZED, DECEMBER 31, 1973</b>		Redeemed in 1973	9,156.49
Animal, Insect, & Rodent Control	500.00	ISSUED AND UNISSUED		Cancelled, Abated or Adjusted (1973)	
Other Welfare Services		School	45,000	Transfers to Foreclosed Property	
<b>RECREATION and CONSERVATION</b>		Self-liquidating		Balance December 31, 1973	131,602.67
Beaches and Boardwalks		Other		<b>PROPERTY ACQUIRED BY DEED OR FORECLOSURE</b>	
Parks, Playgrounds, Shade Trees		Total	45,000	Balance January 1, 1973	94.54
Land Reclamation & Conservation				Transfers From Taxes or Liens	
Other Recreational Services		ISSUED AND OUTSTANDING		Sale for Cash (1973)	
<b>EDUCATION (excluding schools)</b>		School	45,000.00	Cancelled, Abated or Adjusted (1973)	
Libraries		Self-Liquidating		Balance December 31, 1973	94.54
Other Educational Services		Other		<b>CURRENT FINANCES DECEMBER 31, 1973</b>	
<b>STATUTORY EXPENDITURES</b>		Total	45,000.00	<b>ASSETS</b>	
Pensions & F. I. C. A.	650.00	<b>EQUALIZED VALUATION BASIS FOR NET DEBT COMPUTATION</b>	16,435,955.33	Cash Dec. 31, 1973	309,064.12
Employee Fringe Benefits		<b>REAL PROPERTY VALUATIONS</b>		Taxes Receivable	76,380.90
Other Statutory Expenditures		Code Class # of Parcels % VAL'N		Tax Title Liens	131,602.67
<b>MUNICIPAL FUNCTIONS</b>		1 Vacant Land 595 5.40	656,100.00	Foreclosed Property	94.54
<b>CAPITAL IMPROVEMENTS</b>		2 Residential 666 62.74	7,627,200.00	Emergencies & Other Deferred Charges	5,156.25
<b>DEBT SERVICE</b>		3 Farm 161 14.70	1,787,000.00	State Aid Receivable	8,000.00
Principal Payments		4a Commercial 47 17.16	2,086,700.00	Other Receivables	1,489.29
Interest Payments		4b Industrial		Total	531,787.77
<b>DEFERRED CHARGES</b>		4c Apartments		<b>LIABILITIES, RESERVES, AND SURPLUS</b>	
SCHOOL, COUNTY, SPECIAL DISTRICT TAXES	3,328.34	Total 1469	12,157,000.00	Cash Liabilities	56,573.96
RESERVE FOR UNCOLLECTED TAXES	602,741.67	Land Area 24.35 Sq. Miles		Reserves for Receivables	217,567.40
EMERGENCY EMPLOYMENT ACT OF 1971	111,736.61	Net Valuation Taxable-Municipal	14,111,180.00	Surplus Dec. 31, 1973	257,246.41
<b>EXPENDITURES</b>		Net Valuation Taxable-County	18,163,844.00	Total	531,787.77
<b>TOTAL</b>	839,794.12	State Equalized Valuation	20,050,340.00		
		State Equalization Ratio	67.18		

2013

Population 1970 29,140  
 Population 1973 29,455  
 S & P Rating A  
 Moody Rating A-1

General Tax Rate Per \$100. 2.82  
 State Equalized Tax Rate 3.21

## RAHWAY CITY - UNION COUNTY

Form of Government:

Mayor-Council Plan F (OMCL50)

Number of Members on Governing Body 9

PER CAPITA:

Gross Debt 272.66  
 Net Debt 63.60  
 Debt Service 11.01  
 Total Tax Levy 318.12  
 Municipal Expenditures 206.75

PER CENT:

Gross Debt 3.07  
 Net Debt .72  
 Tax Levy Collected 97.19  
 Tax Levy Cancelled, Abated or Adjusted .12

EXPENDITURES		REVENUES-REALIZED		1973 PROPERTY TAX	
GENERAL GOVERNMENT				STATE EQUALIZED TAX RATE <u>3.21</u>	
Governing Body & Public Boards	39,855.00	1973 Property Taxes Collected	9,213,834.63	Local District School Taxes 1.51	4,472,426.50
Municipal Clerk	47,346.00	1973 Payments in Lieu of Taxes	10,332.15	Regional & Consolidated School Tax	
Financial Administration		Delinquent Tax & Lien Collections	223,961.25	School Taxes in Municipal Budget .04	113,086.50
Assessment of Taxes	41,032.00	Business Personalty Replacement Taxes	702,168.51	County Taxes .47	1,387,062.19
Collection of Taxes	37,475.00	Taxes from Public Utilities	502,650.82	County Library Taxes	
Planning, Housing & Development	46,089.00	Other Miscellaneous Tax Revenues		Local Municipal Purpose Taxes 1.12	3,322,182.15
Human Resources		State Aid Revenues	185,830.26	Veteran & Senior Citizen Taxes .06	173,310.00
Elections		Federal Aid Revenues	90,024.42	Total Taxes for Rate Computation 3.20	9,468,067.34
General Administration (other)	259,601.00	State and Local Fiscal Assistance Act Utilized	394,975.13	Special District Taxes	
JUDICIARY		Sale of Acquired Property		Bank Stock Taxes	8,148.97
Municipal Courts	41,950.00	Other Miscellaneous Revenues	290,264.24	Added and Omitted Taxes	67,219.73
PUBLIC SAFETY		Other Revenues, Revenue Sharing Tax Effort	79,818.43	Total Taxes Levied - ABSTRACT	9,370,126.04
Fire Protection	846,850.00	Total	11,692,909.84	Total Taxes Billed	9,480,025.94
Police Protection	1,198,593.00	Prior Years Surplus Appropriated	391,000.00	1973 TAXES COLLECTED	9,213,834.63
Civil Defense & Disaster Control	11,500.00	REVENUES TOTAL	12,083,909.84	1973 Taxes Cancelled, Abated or Adjusted	10,565.00
Environmental Inspection & Control	42,669.05	CAPITAL OUTLAY TOTAL	997,843.35	Transfer to Tax Title Liens or Foreclosed	18,342.83
Other Public Safety	1,200.00			Balance Outstanding Dec. 31, 1973	236,683.48
PUBLIC WORKS		Public Enterprises	585,445.10	PRIOR YEARS TAXES OUTSTANDING	
Streets and Drainage	367,334.85	Recreation—Culture		Balance January 1, 1973	293,854.45
Sewers and Sewage Processing	259,198.61	Public Works	47,423.12	Collected in 1973	221,081.72
Garbage and Trash Disposal	373,422.00	Buildings and Grounds		Cancelled, Abated or Adjusted 1973	
Public Buildings and Grounds	96,255.00	Library and Education		Transfers to Tax Title Liens or Foreclosed	63,890.30
Other Public Works	466,067.06	Conservation		Balance December 31, 1973	8,882.43
HEALTH and WELFARE		All Other	364,975.13	TAX TITLE LIENS OUTSTANDING	
Health Services Except Environmental	117,023.87	CAPITAL DEBT AUTHORIZED, DECEMBER 31, 1973		Balance January 1, 1973	19,357.76
Welfare-Public Assistance	34,613.00	ISSUED AND UNISSUED	GROSS DEBT	Transfers From Taxes	18,342.83
Hospitals, Clinics, First Aid	2,000.00	School	3,374,000.00	Redeemed in 1973	2,879.53
Animal, Insect, & Rodent Control	7,750.00	Self-liquidating	2,784,000.00	Cancelled, Abated or Adjusted (1973)	
Other Welfare Services	250.00	Other	1,873,332.00	Transfers to Foreclosed Property	
RECREATION and CONSERVATION		Total	8,031,332.00	Balance December 31, 1973	34,821.06
Beaches and Boardwalks		ISSUED AND OUTSTANDING		PROPERTY ACQUIRED BY DEED OR	
Parks, Playgrounds, Shade Trees	38,068.00	School	754,000.00	FORECLOSURE	
Land Reclamation & Conservation	79,230.00	Self-Liquidating	1,710,000.00	Balance January 1, 1973	58,975.00
Other Recreational Services	92,400.00	Other	1,527,350.00	Transfers From Taxes or Liens	
EDUCATION (excluding schools)		Total	3,991,350.00	Sale for Cash (1973)	
Libraries	201,592.00	EQUALIZED VALUATION BASIS		Cancelled, Abated or Adjusted (1973)	
Other Educational Services		FOR NET DEBT COMPUTATION	261,722,286.67	Balance December 31, 1973	58,975.00
STATUTORY EXPENDITURES		REAL PROPERTY VALUATIONS		CURRENT FINANCES DECEMBER 31, 1973	
Pensions & F. I. C. A.	351,087.33	Code Class # of Parcels % VAL'N	ASSESSED VALUATION	ASSETS	
Employee Fringe Benefits	101,000.00	1 Vacant Land 658 2.26	7,468,000.00	Cash Dec. 31, 1973	1,114,152.68
Other Statutory Expenditures		2 Residential 6853 66.12	218,366,500.00	Taxes Receivable	245,765.91
MUNICIPAL FUNCTIONS TOTAL	5,331,506.77	3 Farm		Tax Title Liens	34,821.06
CAPITAL IMPROVEMENTS *MEMO*	409,775.13	4a Commercial 420 10.45	34,499,800.00	Foreclosed Property	58,975.00
DEBT SERVICE		4b Industrial 128 17.46	57,655,900.00	Emergencies & Other Deferred Charges	108,758.00
Principal Payments	224,000.00	4c Apartments 62 3.72	12,283,500.00	State Aid Receivable	179,373.23
Interest Payments	100,199.75	Total 8121	330,273,700.00	Other Receivables	13,489.56
TYPE I SCHL DEBT *MEMO	113,086.50	Land Area 4.00 Sq. Miles		Total	1,755,335.44
DEFERRED CHARGES	102,210.49	Net Valuation Taxable-Municipal	336,935,700.00	LIABILITIES, RESERVES, AND SURPLUS	
SCHOOL, COUNTY, SPECIAL DISTRICT TAXES	5,972,575.19	Net Valuation Taxable-County	283,648,452.00	Cash Liabilities	948,009.58
RESERVE FOR UNCOLLECTED TAXES	258,423.13	State Equalized Valuation	297,472,979.00	Reserves for Receivables	353,051.53
EMERGENCY EMPLOYMENT ACT OF 1971	73,400.00	State Equalization Ratio	113.92	Surplus Dec. 31, 1973	454,274.33
EXPENDITURES TOTAL	12,062,320.33			Total	1,755,335.44

1971/3000

\* ABOVE DEBT SERVICE INCLUDES TYPE I SCHOOL DEBT

0248

Population 1970 12,005  
 Population 1973 12,940  
 S & P Rating  
 Moody Rating BAA

General Tax Rate Per \$100. 3.40  
 State Equalized Tax Rate 2.88

## RAMSEY BOROUGH — BERGEN COUNTY

Form of Government:

Borough Council

Number of Members on Governing Body 6

PER CAPITA:	912.60	PER CENT:	6.58
Gross Debt	182.89	Gross Debt	1.32
Net Debt	12.20	Net Debt	95.69
Debt Service	459.38	Tax Levy Collected	
Total Tax Levy	385.08	Tax Levy Cancelled, Abated or Adjusted	.61
Municipal Expenditures			

EXPENDITURES		REVENUES-REALIZED		1973 PROPERTY TAX	
GENERAL GOVERNMENT				STATE EQUALIZED TAX RATE 1.17	
Governing Body & Public Boards	100.00	1973 Property Taxes Collected		Local District School Taxes	2,410,535.75
Municipal Clerk		1973 Payments in Lieu of Taxes		Regional & Consolidated School Tax	
Financial Administration		Delinquent Tax & Lien Collections		School Taxes in Municipal Budget	
Assessment of Taxes	16,151.00	Business Personalty Replacement Taxes		County Taxes	702,931.61
Collection of Taxes	21,429.00	Taxes from Public Utilities		County Library Taxes	
Planning, Housing & Development	20,850.00	Other Miscellaneous Tax Revenues		Local Municipal Purpose Taxes	1.33 2,739,733.08
Human Resources	6,335.00	State Aid Revenues		Veteran & Senior Citizen Taxes	.03 64,950.00
Elections		Federal Aid Revenues		Total Taxes for Rate Computation	2.87 5,918,150.44
General Administration (other)	275,038.00	State and Local Fiscal Assistance Act Utilized		Special District Taxes	
JUDICIARY		Sale of Acquired Property		Bank Stock Taxes	8,302.12
Municipal Courts	14,100.00	Other Miscellaneous Revenues		Added and Omitted Taxes	82,891.27
PUBLIC SAFETY		Other Revenues, Revenue Sharing Tax Effort		Total Taxes Levied - ABSTRACT	5,944,393.83
Fire Protection	90,542.00	Total		Total Taxes Billed	5,548,181.66
Police Protection	413,585.00	Prior Years Surplus Appropriated		1973 TAXES COLLECTED	5,691,750.58
Civil Defense & Disaster Control	10,515.00	TOTAL		1973 Taxes Cancelled, Abated or Adjusted	36,333.17
Environmental Inspection & Control		CAPITAL OUTLAY		Transfer to Tax Title Liens or Foreclosed	7,605.80
Other Public Safety		TOTAL		Balance Outstanding Dec. 31, 1973	212,492.11
PUBLIC WORKS				PRIOR YEARS TAXES OUTSTANDING	
Streets and Drainage	407,265.00	Public Enterprises		Balance January 1, 1973	239,578.61
Sewers and Sewage Processing	197,000.00	Recreation—Culture		Collected in 1973	208,571.73
Garbage and Trash Disposal	225,500.00	Public Works		Cancelled, Abated or Adjusted 1973	
Public Buildings and Grounds	100,600.00	Buildings and Grounds		Transfers to Tax Title Liens or Foreclosed	24.29
Other Public Works	59,200.00	Library and Education		Balance December 31, 1973	30,982.59
HEALTH and WELFARE		Conservation		TAX TITLE LIENS OUTSTANDING	
Health Services Except Environmental	39,382.00	All Other		Balance January 1, 1973	17,872.87
Welfare-Public Assistance	4,300.00	CAPITAL DEBT AUTHORIZED, DECEMBER 31, 1973		Transfers From Taxes	7,634.64
Hospitals, Clinics, First Aid		ISSUED AND UNISSUED		Redeemed in 1973	5,769.86
Animal, Insect, & Rodent Control		GROSS DEBT		Cancelled, Abated or Adjusted (1973)	
Other Welfare Services		NET DEBT		Transfers to Foreclosed Property	
RECREATION and CONSERVATION				Balance December 31, 1973	19,737.65
Beaches and Boardwalks		SCHOOL		PROPERTY ACQUIRED BY DEED OR FORECLOSURE	
Parks, Playgrounds, Shade Trees	10,700.00	Self-Liquidating		Balance January 1, 1973	17,900.00
Land Reclamation & Conservation		Other		Transfers From Taxes or Liens	
Other Recreational Services	37,122.00	Total		Sale for Cash (1973)	
EDUCATION (excluding schools)				Cancelled, Abated or Adjusted (1973)	
Libraries	88,500.00	ISSUED AND OUTSTANDING		Balance December 31, 1973	17,900.00
Other Educational Services		SCHOOL		CURRENT FINANCES DECEMBER 31, 1973	
STATUTORY EXPENDITURES		Self-Liquidating		ASSETS	
Pensions & F. I. C. A.	85,000.00	Other		Cash Dec. 31, 1973	845,642.06
Employee Fringe Benefits	42,000.00	Total		Taxes Receivable	243,474.70
Other Statutory Expenditures		EQUALIZED VALUATION BASIS		Tax Title Liens	19,737.65
MUNICIPAL FUNCTIONS	2,170,614.00	FOR NET DEBT COMPUTATION		Foreclosed Property	17,900.00
CAPITAL IMPROVEMENTS	299,000.00	REAL PROPERTY VALUATIONS		Emergencies & Other Deferred Charges	100,000.00
DEBT SERVICE		Code Class # of Parcels % VAL'N		State Aid Receivable	3,279.00
Principal Payments	122,575.00	ASSESSSED VALUATION		Other Receivables	42,229.28
Interest Payments	35,295.00			Total	1,272,262.69
DEFERRED CHARGES	2,248,664.08	1 Vacant Land 343 5.71		LIABILITIES, RESERVES, AND SURPLUS	
SCHOOL, COUNTY, SPECIAL DISTRICT TAXES	3,113,467.36	2 Residential 3178 72.36		Cash Liabilities	343,147.59
RESERVE FOR UNCOLLECTED TAXES	355,453.52	3 Farm 18 .21		Reserves for Receivables	323,541.63
EMERGENCY EMPLOYMENT ACT OF 1971	10,330.34	4a Commercial 146 13.59		Surplus Dec. 31, 1973	605,573.47
EXPENDITURES	8,056,399.00	4b Industrial 12 4.52		Total	1,272,262.69
		4c Apartments 8 3.62			
		Total 3705			
		Land Area 5.90 Sq. Miles			
		Net Valuation Taxable-Municipal			
		Net Valuation Taxable-County			
		State Equalized Valuation			
		State Equalization Ratio			

1432

Population 1970 13,435  
 Population 1973 14,630  
 S & P Rating BBB  
 Moody Rating BAA

General Tax Rate Per \$100. 3.55  
 State Equalized Tax Rate 3.91

## RANDOLPH TOWNSHIP — MORRIS COUNTY

Form of Government:

Council-Manager Plan E (OMCL50)

Number of Members on Governing Body 7

PER CAPITA: 1,023.10  
 Gross Debt 549.82  
 Net Debt 10.56  
 Debt Service 552.33  
 Total Tax Levy 195.85  
 Municipal Expenditures

PER CENT: 8.71  
 Gross Debt 4.68  
 Net Debt 93.34  
 Tax Levy Collected  
 Tax Levy Cancelled, Abated or Adjusted 2.85

EXPENDITURES		REVENUES-REALIZED		1973 PROPERTY TAX	
<b>GENERAL GOVERNMENT</b>				<b>STATE EQUALIZED TAX RATE</b> 2.83	
Governing Body & Public Boards		1973 Property Taxes Collected	7,554,102.67	Local District School Taxes	5,383,675.62
Municipal Clerk		1973 Payments in Lieu of Taxes		Regional & Consolidated School Tax	
Financial Administration	78,149.30	Delinquent Tax & Lien Collections	372,909.58	School Taxes in Municipal Budget	
Assessment of Taxes	20,823.50	Business Personalty Replacement Taxes	129,810.39	County Taxes	45 927,447.10
Collection of Taxes	7,500.00	Taxes from Public Utilities	272,272.79	County Library Taxes	03 56,503.84
Planning, Housing & Development	16,600.00	Other Miscellaneous Tax Revenues		Local Municipal Purpose Taxes	77 1,565,766.48
Human Resources	1,000.00	State Aid Revenues	63,330.05	Veteran & Senior Citizen Taxes	03 57,370.00
Elections	4,355.00	Federal Aid Revenues	15,929.00	Total Taxes for Rate Computation	3.91 7,990,763.04
General Administration (other)	316,023.50	State and Local Fiscal Assistance Act Utilized	81,664.00	Special District Taxes	12,500.00
<b>JUDICIARY</b>		Sale of Acquired Property		Bank Stock Taxes	3,739.31
Municipal Courts	28,984.00	Other Miscellaneous Revenues	202,797.14	Added and Omitted Taxes	130,971.14
<b>PUBLIC SAFETY</b>		Other Revenues, Revenue Sharing Tax Effort	147,449.74	Total Taxes Levied - ABSTRACT	8,080,603.49
Fire Protection	72,950.00	Total	8,840,265.36	Total Taxes Billed	8,092,763.49
Police Protection	464,790.16	Prior Years Surplus Appropriated	425,000.00	1973 TAXES COLLECTED	7,554,102.67
Civil Defense & Disaster Control	1,790.00	REVENUES TOTAL	9,265,265.36	1973 Taxes Cancelled, Abated or Adjusted	230,292.29
Environmental Inspection & Control	14,323.50	CAPITAL OUTLAY TOTAL	591,637.22	Transfer to Tax Title Liens or Foreclosed	30,228.32
Other Public Safety				Balance Outstanding Dec. 31, 1973	278,140.21
<b>PUBLIC WORKS</b>				<b>PRIOR YEARS TAXES OUTSTANDING</b>	
Streets and Drainage	360,617.80	Public Enterprises		Balance January 1, 1973	196,089.17
Sewers and Sewage Processing	24,000.00	Recreation—Culture		Collected in 1973	176,057.09
Garbage and Trash Disposal	114,980.00	Public Works	570,348.42	Cancelled, Abated or Adjusted 1973	
Public Buildings and Grounds	81,100.00	Buildings and Grounds	21,288.80	Transfers to Tax Title Liens or Foreclosed	14,359.65
Other Public Works	5,600.00	Library and Education		Balance December 31, 1973	5,672.43
<b>HEALTH and WELFARE</b>		Conservation		<b>TAX TITLE LIENS OUTSTANDING</b>	
Health Services Except Environmental	33,280.00	All Other		Balance January 1, 1973	237,479.96
Welfare-Public Assistance	10,850.00	CAPITAL DEBT AUTHORIZED, DECEMBER 31, 1973		Transfers From Taxes	46,323.18
Hospitals, Clinics, First Aid	900.00	ISSUED AND UNISSUED		Redeemed in 1973	196,852.49
Animal, Insect, & Rodent Control	13,350.00	School	12,350,000	Cancelled, Abated or Adjusted (1973)	3,212.96
Other Welfare Services		Self-liquidating		Transfers to Foreclosed Property	1,856.57
<b>RECREATION and CONSERVATION</b>		Other	2,618,000	Balance December 31, 1973	81,881.12
Beaches and Boardwalks		Total	14,968,000	<b>PROPERTY ACQUIRED BY DEED OR FORECLOSURE</b>	
Parks, Playgrounds, Shade Trees	14,800.00	ISSUED AND OUTSTANDING		Balance January 1, 1973	19,100.00
Land Reclamation & Conservation		School	5,020,000.00	Transfers From Taxes or Liens	1,856.57
Other Recreational Services	62,510.00	Self-Liquidating		Sale for Cash (1973)	
<b>EDUCATION (excluding schools)</b>		Other	2,374,000.00	Cancelled, Abated or Adjusted (1973)	
Libraries	47,100.00	Total	7,394,000.00	Balance December 31, 1973	20,956.57
Other Educational Services		EQUALIZED VALUATION BASIS		<b>CURRENT FINANCES DECEMBER 31, 1973</b>	
<b>STATUTORY EXPENDITURES</b>		FOR NET DEBT COMPUTATION	171,905,466.67	<b>ASSETS</b>	
Pensions & F. I. C. A.	79,663.00	REAL PROPERTY VALUATIONS		Cash Dec. 31, 1973	895,565.12
Employee Fringe Benefits	50,597.00	Code Class # of Parcels % VAL'N		Taxes Receivable	283,812.64
Other Statutory Expenditures		1 Vacant Land 1025 12.45	27,775,079.00	Tax Title Liens	81,881.12
<b>MUNICIPAL FUNCTIONS</b>	1,926,636.76	2 Residential 3192 62.09	138,479,700.00	Foreclosed Property	20,956.57
<b>CAPITAL IMPROVEMENTS</b>	273,564.00	3 Farm 55 .78	1,727,473.00	Emergencies & Other Deferred Charges	87,000.00
<b>DEBT SERVICE</b>		4a Commercial 121 7.73	17,246,621.00	State Aid Receivable	45,161.00
Principal Payments	50,000.00	4b Industrial 26 7.43	16,580,000.00	Other Receivables	23,199.65
Interest Payments	104,443.38	4c Apartments 6 9.52	21,227,200.00	Total	1,437,576.10
<b>DEFERRED CHARGES</b>	169,813.61	Total 4425	223,036,073.00	<b>LIABILITIES, RESERVES, AND SURPLUS</b>	
<b>SCHOOL, COUNTY, SPECIAL DISTRICT TAXES</b>	6,380,126.56	Land Area 20.88 Sq. Miles		Cash Liabilities	321,656.61
<b>RESERVE FOR UNCOLLECTED TAXES</b>	598,406.09	Net Valuation Taxable-Municipal	225,128,291.00	Reserves for Receivables	409,849.98
<b>EMERGENCY EMPLOYMENT ACT OF 1971</b>	15,929.00	Net Valuation Taxable-County	222,043,678.00	Surplus Dec. 31, 1973	706,069.51
<b>EXPENDITURES TOTAL</b>	9,245,355.40	State Equalized Valuation	204,583,458.00	Total	1,437,576.10
		State Equalization Ratio	110.15		

1816

Population 1970 6,710  
 Population 1973 6,760  
 S & P Rating  
 Moody Rating

General Tax Rate Per \$100. 10.42  
 State Equalized Tax Rate 2.78

RARITAN BOROUGH — SOMERSET COUNTY  
 Form of Government:  
 Borough Council  
 Number of Members on Governing Body 6

PER CAPITA:  
 Gross Debt 403.37  
 Net Debt 131.57  
 Debt Service 11.34  
 Total Tax Levy 326.26  
 Municipal Expenditures 130.66  
 PER CENT:  
 Gross Debt 4.04  
 Net Debt 1.32  
 Tax Levy Collected 97.74  
 Tax Levy Cancelled, Abated or Adjusted .03

EXPENDITURES		REVENUES-REALIZED		1973 PROPERTY TAX	
GENERAL GOVERNMENT				STATE EQUALIZED TAX RATE	
Governing Body & Public Boards		1973 Property Taxes Collected		Local District School Taxes	
Municipal Clerk		2,157,282.05		Regional & Consolidated School Tax 1.90	
Financial Administration	1,925.00	1973 Payments in Lieu of Taxes		School Taxes in Municipal Budget	
Assessment of Taxes	4,631.45	Delinquent Tax & Lien Collections		County Taxes .46	
Collection of Taxes	7,523.00	Business Personalty Replacement Taxes		County Library Taxes .02	
Planning, Housing & Development	8,014.80	Taxes from Public Utilities		Local Municipal Purpose Taxes .36	
Human Resources	1,500.00	Other Miscellaneous Tax Revenues		Veteran & Senior Citizen Taxes .06	
Elections	1,120.14	State Aid Revenues		Total Taxes for Rate Computation 2.80	
General Administration (other)	95,156.10	Federal Aid Revenues		Special District Taxes	
JUDICIARY		State and Local Fiscal Assistance Act Utilized		Bank Stock Taxes	
Municipal Courts	6,975.00	Sale of Acquired Property		Added and Omitted Taxes	
PUBLIC SAFETY		Other Miscellaneous Revenues		Total Taxes Levied - ABSTRACT	
Fire Protection	23,030.06	Other Revenues, Revenue Sharing Tax Effort		Total Taxes Billed	
Police Protection	195,500.00	Total		1973 TAXES COLLECTED	
Civil Defense & Disaster Control		Prior Years Surplus Appropriated		1973 Taxes Cancelled, Abated or Adjusted	
Environmental Inspection & Control	5,100.00	REVENUES TOTAL		Transfer to Tax Title Liens or Foreclosed	
Other Public Safety		CAPITAL OUTLAY TOTAL		Balance Outstanding Dec. 31, 1973	
PUBLIC WORKS				PRIOR YEARS TAXES OUTSTANDING	
Streets and Drainage	173,917.86	Public Enterprises		Balance January 1, 1973	
Sewers and Sewage Processing	38,284.00	Recreation—Culture		Collected in 1973	
Garbage and Trash Disposal	39,500.00	Public Works		Cancelled, Abated or Adjusted 1973	
Public Buildings and Grounds	12,360.00	Buildings and Grounds		Transfers to Tax Title Liens or Foreclosed	
Other Public Works		Library and Education		Balance December 31, 1973	
HEALTH and WELFARE		Conservation		TAX TITLE LIENS OUTSTANDING	
Health Services Except Environmental	11,240.00	All Other		Balance January 1, 1973	
Welfare-Public Assistance	1,450.00	CAPITAL DEBT AUTHORIZED, DECEMBER 31, 1973		Transfers From Taxes	
Hospitals, Clinics, First Aid	3,000.00	ISSUED AND UNISSUED GROSS DEBT		Redeemed in 1973	
Animal, Insect, & Rodent Control	2,500.00	NET DEBT		Cancelled, Abated or Adjusted (1973)	
Other Welfare Services		School		Transfers to Foreclosed Property	
RECREATION and CONSERVATION		Self-liquidating		Balance December 31, 1973	
Beaches and Boardwalks		Other		PROPERTY ACQUIRED BY DEED OR	
Parks, Playgrounds, Shade Trees	15,976.50	Total		FORECLOSURE	
Land Reclamation & Conservation		ISSUED AND OUTSTANDING		Balance January 1, 1973	
Other Recreational Services	1,896.09	School		Transfers From Taxes or Liens	
EDUCATION (excluding schools)		Self-Liquidating		Sale for Cash (1973)	
Libraries	6,700.00	Other		Cancelled, Abated or Adjusted (1973)	
Other Educational Services		Total		Balance December 31, 1973	
STATUTORY EXPENDITURES		EQUALIZED VALUATION BASIS		CURRENT FINANCES DECEMBER 31, 1973	
Pensions & F. I. C. A.	39,219.00	FOR NET DEBT COMPUTATION		ASSETS	
Employee Fringe Benefits	13,350.00	REAL PROPERTY VALUATIONS		Cash Dec. 31, 1973	
Other Statutory Expenditures		Code Class # of Parcels % VAL'N		Taxes Receivable	
MUNICIPAL FUNCTIONS TOTAL	709,869.00	ASSESSED VALUATION		Tax Title Liens	
CAPITAL IMPROVEMENTS *MEMO*	10,000.00	1 Vacant Land 117 .91		Foreclosed Property	
DEBT SERVICE		2 Residential 1524 72.17		Emergencies & Other Deferred Charges	
Principal Payments	50,000.00	3 Farm		State Aid Receivable	
Interest Payments	26,668.00	4a Commercial 125 19.62		Other Receivables	
DEFERRED CHARGES	10,000.00	4b Industrial 12 7.30		Total	
SCHOOL, COUNTY, SPECIAL DISTRICT TAXES	1,907,298.70	4c Apartments		LIABILITIES, RESERVES, AND SURPLUS	
RESERVE FOR UNCOLLECTED TAXES	86,692.27	Total 1778		Cash Liabilities	
EMERGENCY EMPLOYMENT ACT OF 1971		Land Area 2.00 Sq. Miles		Reserves for Receivables	
EXPENDITURES TOTAL	2,790,527.97	Net Valuation Taxable-Municipal		Surplus Dec. 31, 1973	
		Net Valuation Taxable-County		Total	
		State Equalized Valuation			
		State Equalization Ratio			

1021

Population 1970 6,985  
 Population 1973 7,510  
 S & P Rating  
 Moody Rating

General Tax Rate Per \$100. 3.74  
 State Equalized Tax Rate 2.72

RARITAN TOWNSHIP — HUNTERDON COUNTY  
 Form of Government:  
 Township Committee  
 Number of Members on Governing Body 5

PER CAPITA: 444.47  
 Gross Debt 47.72  
 Net Debt  
 Debt Service  
 Total Tax Levy 478.39  
 Municipal Expenditures 132.37  
 PER CENT: 3.10  
 Gross Debt .33  
 Net Debt 96.43  
 Tax Levy Collected  
 Tax Levy Cancelled, Abated or Adjusted .10

EXPENDITURES		REVENUES-REALIZED		1973 PROPERTY TAX	
GENERAL GOVERNMENT		1973 Property Taxes Collected		STATE EQUALIZED TAX RATE 1.34	
Governing Body & Public Boards			3,475,541.53	Local District School Taxes	1,731,647.50
Municipal Clerk		1973 Payments in Lieu of Taxes		Regional & Consolidated School Tax	1,162,188.17
Financial Administration	13,140.00	Delinquent Tax & Lien Collections	109,775.99	School Taxes in Municipal Budget	
Assessment of Taxes	15,625.00	Business Personalty Replacement Taxes	253,486.04	County Taxes	541,909.62
Collection of Taxes	16,675.00	Taxes from Public Utilities	259,246.50	County Library Taxes	27,940.46
Planning, Housing & Development	28,500.00	Other Miscellaneous Tax Revenues		Local Municipal Purpose Taxes	-1,979.09
Human Resources		State Aid Revenues	37,931.07	Veteron & Senior Citizen Taxes	38,145.00
Elections	2,650.00	Federal Aid Revenues		Total Taxes for Rate Computation	3,499,851.66
General Administration (other)	96,000.00	State and Local Fiscal Assistance Act Utilized	42,474.50	Special District Taxes	
JUDICIARY		Sale of Acquired Property	135,717.66	Bank Stock Taxes	1,979.09
Municipal Courts	17,500.00	Other Miscellaneous Revenues	71,242.39	Added and Omitted Taxes	127,078.02
PUBLIC SAFETY		Other Revenues, Revenue Sharing Tax Effort	4,385,415.08	Total Taxes Levied - ABSTRACT	3,590,763.68
Fire Protection	46,000.00	Prior Years Surplus Appropriated	360,000.00	Total Taxes Billed	3,604,238.77
Police Protection	131,000.00	REVENUES TOTAL	4,745,415.08	1973 TAXES COLLECTED	3,475,541.53
Civil Defense & Disaster Control	1,000.00	CAPITAL OUTLAY	20,100.00	1973 Taxes Cancelled, Abated or Adjusted	3,666.67
Environmental Inspection & Control	19,500.00	Public Enterprises		Transfer to Tax Title Liens or Foreclosed	2,943.93
Other Public Safety	7,000.00	Recreation—Culture		Balance Outstanding Dec. 31, 1973	122,086.64
PUBLIC WORKS		Public Works	8,260.00	PRIOR YEARS TAXES OUTSTANDING	
Streets and Drainage	360,700.00	Buildings and Grounds		Balance January 1, 1973	106,705.24
Sewers and Sewage Processing		Library and Education		Collected in 1973	103,512.11
Garbage and Trash Disposal	15,000.00	Conservation		Cancelled, Abated or Adjusted 1973	
Public Buildings and Grounds	10,000.00	All Other	11,840.00	Transfers to Tax Title Liens or Foreclosed	649.80
Other Public Works				Balance December 31, 1973	2,543.33
HEALTH and WELFARE				TAX TITLE LIENS OUTSTANDING	
Health Services Except Environmental	9,000.00			Balance January 1, 1973	4,761.92
Welfare-Public Assistance	6,750.00			Transfers From Taxes	3,686.58
Hospitals, Clinics, First Aid				Redeemed in 1973	6,263.88
Animal, Insect, & Rodent Control				Cancelled, Abated or Adjusted (1973)	
Other Welfare Services				Transfers to Foreclosed Property	
RECREATION and CONSERVATION				Balance December 31, 1973	2,184.62
Beaches and Boardwalks				PROPERTY ACQUIRED BY DEED OR	
Parks, Playgrounds, Shade Trees	6,000.00			FORECLOSURE	
Land Reclamation & Conservation	6,000.00			Balance January 1, 1973	
Other Recreational Services	2,500.00			Transfers From Taxes or Liens	
EDUCATION (excluding schools)				Sale for Cash (1973)	
Libraries				Cancelled, Abated or Adjusted (1973)	
Other Educational Services				Balance December 31, 1973	
STATUTORY EXPENDITURES				CURRENT FINANCES DECEMBER 31, 1973	
Pensions & F. I. C. A.	27,000.00			ASSETS	
Employee Fringe Benefits	10,000.00			Cash Dec. 31, 1973	2,420,192.65
Other Statutory Expenditures				Taxes Receivable	124,629.97
MUNICIPAL FUNCTIONS TOTAL	847,540.00			Tax Title Liens	2,184.62
CAPITAL IMPROVEMENTS *MEMO*	234,474.50			Foreclosed Property	
DEBT SERVICE				Emergencies & Other Deferred Charges	
Principal Payments				State Aid Receivable	93,078.50
Interest Payments				Other Receivables	94.62
DEFERRED CHARGES	7,000.00			Total	2,640,180.36
SCHOOL, COUNTY, SPECIAL DISTRICT TAXES	3,463,685.75			LIABILITIES, RESERVES, AND SURPLUS	
RESERVE FOR UNCOLLECTED TAXES	139,566.00			Cash Liabilities	1,832,416.27
EMERGENCY EMPLOYMENT ACT OF 1971				Reserves for Receivables	126,909.21
EXPENDITURES TOTAL	4,457,791.75			Surplus Dec. 31, 1973	680,854.88
				Total	2,640,180.36

1022  
 Population 1970 7,745  
 Population 1973 8,035  
 S & P Rating  
 Moody Rating

General Tax Rate Per \$100. 3.09  
 State Equalized Tax Rate 2.76

READINGTON TOWNSHIP — HUNTERDON CO.  
 Form of Government:  
 Township Committee  
 Number of Members on Governing Body 5

PER CAPITA: 352.03  
 Gross Debt  
 Net Debt  
 Debt Service 435.44  
 Total Tax Levy 111.34  
 Municipal Expenditures

PER CENT: 2.75  
 Gross Debt  
 Net Debt  
 Tax Levy Collected 92.32  
 Tax Levy Cancelled, Abated or Adjusted .31

EXPENDITURES		REVENUES-REALIZED		1973 PROPERTY TAX	
GENERAL GOVERNMENT		1973 Property Taxes Collected		STATE EQUALIZED TAX RATE	
Governing Body & Public Boards		3,243,751.04		Local District School Taxes 1.31	
Municipal Clerk				Regional & Consolidated School Tax .88	
Financial Administration	8,500.00	1973 Payments in Lieu of Taxes		School Taxes in Municipal Budget	
Assessment of Taxes	5,839.00	Delinquent Tax & Lien Collections		County Taxes .40	
Collection of Taxes	17,800.00	Business Personality Replacement Taxes		County Library Taxes .02	
Planning, Housing & Development	39,720.00	Taxes from Public Utilities		Local Municipal Purpose Taxes .11	
Human Resources		Other Miscellaneous Tax Revenues		Veteran & Senior Citizen Taxes .03	
Elections	3,900.00	State Aid Revenues		Total Taxes for Rate Computation 2.75	
General Administration (other)	89,300.00	Federal Aid Revenues		Special District Taxes	
JUDICIARY		State and Local Fiscal Assistance Act Utilized		Bank Stock Taxes	
Municipal Courts	16,500.00	Sale of Acquired Property		Added and Omitted Taxes	
PUBLIC SAFETY		Other Miscellaneous Revenues		Total Taxes Levied - ABSTRACT	
Fire Protection	16,000.00	Other Revenues, Revenue Sharing Tax Effort		Total Taxes Billed	
Police Protection	111,900.00	Prior Years Surplus Appropriated		1973 TAXES COLLECTED	
Civil Defense & Disaster Control	200.00	REVENUES TOTAL		1973 Taxes Cancelled, Abated or Adjusted	
Environmental Inspection & Control	16,203.40	CAPITAL OUTLAY TOTAL		Transfer to Tax Title Liens or Foreclosed	
Other Public Safety		8,995.63		Balance Outstanding Dec. 31, 1973	
PUBLIC WORKS		Public Enterprises		PRIOR YEARS TAXES OUTSTANDING	
Streets and Drainage	198,885.00	Recreation—Culture		Balance January 1, 1973	
Sewers and Sewage Processing	24,300.00	Public Works		Collected in 1973	
Garbage and Trash Disposal	19,300.00	Buildings and Grounds		Cancelled, Abated or Adjusted 1973	
Public Buildings and Grounds	12,700.00	Library and Education		Transfers to Tax Title Liens or Foreclosed	
Other Public Works		Conservation		Balance December 31, 1973	
HEALTH and WELFARE		All Other		TAX TITLE LIENS OUTSTANDING	
Health Services Except Environmental	2,600.00	CAPITAL DEBT AUTHORIZED, DECEMBER 31, 1973		Balance January 1, 1973	
Welfare-Public Assistance	3,150.00	ISSUED AND UNISSUED GROSS DEBT NET DEBT		Transfers From Taxes	
Hospitals, Clinics, First Aid		School 2,828,560		Redeemed in 1973	
Animal, Insect, & Rodent Control		Self-liquidating		Cancelled, Abated or Adjusted (1973)	
Other Welfare Services		Other		Transfers to Foreclosed Property	
RECREATION and CONSERVATION		Total 2,828,560		Balance December 31, 1973	
Beaches and Boardwalks		ISSUED AND OUTSTANDING		PROPERTY ACQUIRED BY DEED OR	
Parks, Playgrounds, Shade Trees	5,190.00	School		FORECLOSURE	
Land Reclamation & Conservation	2,000.00	Self-Liquidating		Balance January 1, 1973	
Other Recreational Services		Other		Transfers From Taxes or Liens	
EDUCATION (excluding schools)		Total 2,828,560.81		Sale for Cash (1973)	
Libraries		EQUALIZED VALUATION BASIS		Cancelled, Abated or Adjusted (1973)	
Other Educational Services		FOR NET DEBT COMPUTATION		Balance December 31, 1973	
STATUTORY EXPENDITURES		REAL PROPERTY VALUATIONS		CURRENT FINANCES DECEMBER 31, 1973	
Pensions & F. I. C. A.	26,800.00	Code Class # of Parcels % VAL'N ASSESSED VALUATION		ASSETS	
Employee Fringe Benefits	15,500.00	1 Vacant Land 418 6.93 7,535,360.00		Cash Dec. 31, 1973	
Other Statutory Expenditures		2 Residential 1852 64.83 70,457,360.00		Taxes Receivable	
MUNICIPAL FUNCTIONS TOTAL	640,277.40	3 Farm 512 14.74 16,020,184.00		Tax Title Liens	
CAPITAL IMPROVEMENTS *MEMO*	170,408.00	4a Commercial 145 10.58 11,501,118.00		Foreclosed Property	
DEBT SERVICE		4b Industrial 8 2.91 3,167,100.00		Emergencies & Other Deferred Charges	
Principal Payments		4c Apartments		State Aid Receivable	
Interest Payments		Total 2935 108,681,122.00		Other Receivables	
DEFERRED CHARGES	5,700.00	Land Area 47.65 Sq. Miles		Total	
SCHOOL, COUNTY, SPECIAL DISTRICT TAXES	3,238,756.61	Net Valuation Taxable-Municipal		LIABILITIES, RESERVES, AND SURPLUS	
RESERVE FOR UNCOLLECTED TAXES	248,617.62	Net Valuation Taxable-County		Cash Liabilities	
EMERGENCY EMPLOYMENT ACT OF 1971		State Equalized Valuation		Reserves for Receivables	
EXPENDITURES TOTAL	4,133,351.63	State Equalization Ratio 89.52		Surplus Dec. 31, 1973	
				Total	

1340

Population 1970 12,855  
Population 1973 12,770  
S & P Rating  
Moody Rating AA

General Tax Rate Per \$100. 5.17  
State Equalized Tax Rate 3.64

RED BANK BOROUGH — MONMOUTH CO.  
Form of Government:  
Borough Council  
Number of Members on Governing Body 6

PER CAPITA:  
Gross Debt 837.05  
Net Debt 225.24  
Debt Service 8.22  
Total Tax Levy 384.28  
Municipal Expenditures 218.34  
PER CENT:  
Gross Debt 9.29  
Net Debt 2.50  
Tax Levy Collected 92.63  
Tax Levy Cancelled, Abated or Adjusted .20

EXPENDITURES		REVENUES-REALIZED		1973 PROPERTY TAX	
GENERAL GOVERNMENT		1973 Property Taxes Collected		STATE EQUALIZED TAX RATE — 1.14	
Governing Body & Public Boards		4,545,801.42		Local District School Taxes 1.14	
Municipal Clerk				Regional & Consolidated School Tax 1.09	
Financial Administration	26,550.00	1973 Payments in Lieu of Taxes		School Taxes in Municipal Budget	
Assessment of Taxes	18,750.00	Delinquent Tax & Lien Collections		County Taxes .60	
Collection of Taxes	27,325.00	Business Personalty Replacement Taxes		County Library Taxes	
Planning, Housing & Development	7,250.00	Taxes from Public Utilities		Local Municipal Purpose Taxes .77	
Human Resources	4,500.00	Other Miscellaneous Tax Revenues		Veteran & Senior Citizen Taxes .34	
Elections	4,405.00	State Aid Revenues		Total Taxes for Rate Computation 3.64	
General Administration (other)	133,100.00	Federal Aid Revenues		Special District Taxes	
JUDICIARY		State and Local Fiscal Assistance Act Utilized		Bank Stock Taxes	
Municipal Courts	27,560.00	Sale of Acquired Property		Added and Omitted Taxes	
PUBLIC SAFETY		Other Miscellaneous Revenues		Total Taxes Levied - ABSTRACT	
Fire Protection	72,660.00	Other Revenues, Revenue Sharing Tax Effort		Total Taxes Billed	
Police Protection	658,190.00	Total		1973 TAXES COLLECTED	
Civil Defense & Disaster Control	5,075.00	Prior Years Surplus Appropriated		1973 Taxes Cancelled, Abated or Adjusted	
Environmental Inspection & Control	29,815.00	REVENUES TOTAL		Transfer to Tax Title Liens or Foreclosed	
Other Public Safety		CAPITAL OUTLAY TOTAL		Balance Outstanding Dec. 31, 1973	
PUBLIC WORKS		Public Enterprises		PRIOR YEARS TAXES OUTSTANDING	
Streets and Drainage	218,450.00	Recreation—Culture		Balance January 1, 1973	
Sewers and Sewage Processing		Public Works		Collected in 1973	
Garbage and Trash Disposal	191,000.00	Buildings and Grounds		Cancelled, Abated or Adjusted 1973	
Public Buildings and Grounds	68,150.00	Library and Education		Transfers to Tax Title Liens or Foreclosed	
Other Public Works		Conservation		Balance December 31, 1973	
HEALTH and WELFARE		All Other		TAX TITLE LIENS OUTSTANDING	
Health Services Except Environmental	50,685.00	CAPITAL DEBT AUTHORIZED, DECEMBER 31, 1973		Balance January 1, 1973	
Welfare-Public Assistance	24,060.00	ISSUED AND UNISSUED GROSS DEBT NET DEBT		Transfers From Taxes	
Hospitals, Clinics, First Aid	4,500.00	School 7,812,841		Redeemed in 1973	
Animal, Insect, & Rodent Control		Self-Liquidating 1,068,000		Cancelled, Abated or Adjusted (1973)	
Other Welfare Services		Other 1,808,300		Transfers to Foreclosed Property	
RECREATION and CONSERVATION		Total 10,689,141		Balance December 31, 1973	
Beaches and Boardwalks		ISSUED AND OUTSTANDING		PROPERTY ACQUIRED BY DEED OR	
Parks, Playgrounds, Shade Trees	107,996.00	School 7,812,841.72		FORECLOSURE	
Land Reclamation & Conservation		Self-Liquidating 984,550.00		Balance January 1, 1973	
Other Recreational Services	625.00	Other 749,000.00		Transfers From Taxes or Liens	
EDUCATION (excluding schools)		Total 9,546,391.72		Sale for Cash (1973)	
Libraries	119,500.00	EQUALIZED VALUATION BASIS		Cancelled, Abated or Adjusted (1973)	
Other Educational Services		FOR NET DEBT COMPUTATION		Balance December 31, 1973	
STATUTORY EXPENDITURES		REAL PROPERTY VALUATIONS		CURRENT FINANCES DECEMBER 31, 1973	
Pensions & F. I. C. A.	161,000.00	Code Class # of Parcels % VAL'N		ASSETS	
Employee Fringe Benefits	59,000.00	1 Vacant Land 203 1.39		Cash Dec. 31, 1973	
Other Statutory Expenditures		2 Residential 2527 47.88		Taxes Receivable	
MUNICIPAL FUNCTIONS TOTAL	2,026,546.00	3 Farm -		Tax Title Liens	
CAPITAL IMPROVEMENTS *MEMO*	115,000.00	4a Commercial 445 30.93		Foreclosed Property	
DEBT SERVICE		4b Industrial 22 1.36		Emergencies & Other Deferred Charges	
Principal Payments	80,000.00	4c Apartments 29 18.45		State Aid Receivable	
Interest Payments	24,950.00	Total 3226		Other Receivables	
DEFERRED CHARGES	21,000.00	Land Area 1.75 Sq. Miles		Total	
SCHOOL, COUNTY, SPECIAL DISTRICT TAXES	3,817,674.51	Net Valuation Taxable-Municipal		LIABILITIES, RESERVES, AND SURPLUS	
RESERVE FOR UNCOLLECTED TAXES	521,475.39	Net Valuation Taxable-County		Cash Liabilities	
EMERGENCY EMPLOYMENT ACT OF 1971	114,237.75	State Equalized Valuation		Reserves for Receivables	
EXPENDITURES TOTAL	6,605,883.69	State Equalization Ratio		Surplus Dec. 31, 1973	
				Total	

0249

Population 1970 11,325  
 Population 1973 11,335  
 S & P Rating  
 Moody Rating

General Tax Rate Per \$100. 1.32  
 State Equalized Tax Rate .99

## RIDGEFIELD BOROUGH — BERGEN COUNTY

Form of Government:  
 Borough Council  
 Number of Members on Governing Body 6

PER CAPITA: 104.37  
 Gross Debt  
 Net Debt  
 Debt Service  
 Total Tax Levy 170.16  
 Municipal Expenditures 313.28  
 PER CENT: .67  
 Gross Debt  
 Net Debt  
 Tax Levy Collected 98.92  
 Tax Levy Cancelled, Abated or Adjusted .25

EXPENDITURES		REVENUES-REALIZED		1973 PROPERTY TAX	
<b>GENERAL GOVERNMENT</b>				STATE EQUALIZED TAX RATE — .59	
Governing Body & Public Boards		1973 Property Taxes Collected	1,913,073.53	Local District School Taxes	1,156,335.36
Municipal Clerk		1973 Payments in Lieu of Taxes		Regional & Consolidated School Tax	
Financial Administration		Delinquent Tax & Lien Collections	54,105.05	School Taxes in Municipal Budget	
Assessment of Taxes	6,700.00	Business Personalty Replacement Taxes	185,606.14	County Taxes	747,888.31
Collection of Taxes	24,650.00	Taxes from Public Utilities	3,064,268.98	County Library Taxes	
Planning, Housing & Development	3,000.00	Other Miscellaneous Tax Revenues	6,448.00	Local Municipal Purpose Taxes	-11,018.83
Human Resources		State Aid Revenues	56,397.37	Veteran & Senior Citizen Taxes	63,410.00
Elections		Federal Aid Revenues	19,158.94	Total Taxes for Rate Computation	1,956,614.84
General Administration (other)	219,000.00	State and Local Fiscal Assistance Act Utilized	318,384.00	Special District Taxes	
<b>JUDICIARY</b>		Sale of Acquired Property	1,210.00	Bank Stock Taxes	11,018.83
Municipal Courts		Other Miscellaneous Revenues	185,098.51	Added and Omitted Taxes	24,500.52
<b>PUBLIC SAFETY</b>		Other Revenues, Revenue Sharing Tax Effort	46,677.86	Total Taxes Levied - ABSTRACT	1,928,724.19
Fire Protection	59,000.00	Total	5,850,428.38	Total Taxes Billed	1,913,073.53
Police Protection	515,500.00	Prior Years Surplus Appropriated		1973 TAXES COLLECTED	
Civil Defense & Disaster Control	3,150.00	REVENUES TOTAL	5,850,428.38	1973 Taxes Cancelled, Abated or Adjusted	4,794.60
Environmental Inspection & Control		CAPITAL OUTLAY TOTAL	63,212.07	Transfer to Tax Title Liens or Foreclosed	1,502.16
Other Public Safety				Balance Outstanding Dec. 31, 1973	14,554.62
<b>PUBLIC WORKS</b>		Public Enterprises		<b>PRIOR YEARS TAXES OUTSTANDING</b>	
Streets and Drainage	347,600.00	Recreation—Culture	7,479.70	Balance January 1, 1973	55,086.81
Sewers and Sewage Processing	180,000.00	Public Works	44,605.50	Collected in 1973	54,105.05
Garbage and Trash Disposal	232,500.00	Buildings and Grounds	11,126.87	Cancelled, Abated or Adjusted 1973	100.00
Public Buildings and Grounds	83,000.00	Library and Education		Transfers to Tax Title Liens or Foreclosed	729.52
Other Public Works	27,000.00	Conservation		Balance December 31, 1973	152.24
<b>HEALTH and WELFARE</b>		All Other		<b>TAX TITLE LIENS OUTSTANDING</b>	
Health Services Except Environmental	42,240.00			Balance January 1, 1973	6,129.17
Welfare-Public Assistance	8,900.00			Transfers From Taxes	2,401.01
Hospitals, Clinics, First Aid				Redeemed in 1973	
Animal, Insect, & Rodent Control				Cancelled, Abated or Adjusted (1973)	
Other Welfare Services				Transfers to Foreclosed Property	7,010.93
<b>RECREATION and CONSERVATION</b>				Balance December 31, 1973	1,519.25
Beaches and Boardwalks				<b>PROPERTY ACQUIRED BY DEED OR FORECLOSURE</b>	
Parks, Playgrounds, Shade Trees				Balance January 1, 1973	106,404.07
Land Reclamation & Conservation				Transfers From Taxes or Liens	7,010.93
Other Recreational Services	70,400.00			Sale for Cash (1973)	1,210.00
<b>EDUCATION (excluding schools)</b>				Cancelled, Abated or Adjusted (1973)	
Libraries	71,000.00			Balance December 31, 1973	112,205.00
Other Educational Services	1,420,341.54			<b>CURRENT FINANCES DECEMBER 31, 1973</b>	
<b>STATUTORY EXPENDITURES</b>				<b>ASSETS</b>	
Pensions & F. I. C. A.	125,642.11			Cash Dec. 31, 1973	1,480,055.01
Employee Fringe Benefits				Taxes Receivable	14,706.86
Other Statutory Expenditures				Tax Title Liens	1,519.25
<b>MUNICIPAL FUNCTIONS</b>				Foreclosed Property	112,205.00
CAPITAL IMPROVEMENTS * MEMO *	157,800.00			Emergencies & Other Deferred Charges	3,562.15
<b>DEBT SERVICE</b>				State Aid Receivable	19,046.93
Principal Payments				Other Receivables	16,413.93
Interest Payments				Total	1,647,509.13
<b>DEFERRED CHARGES</b>				<b>LIABILITIES, RESERVES, AND SURPLUS</b>	
SCHOOL, COUNTY, SPECIAL DISTRICT TAXES	10,516.13			Cash Liabilities	143,756.98
RESERVE FOR UNCOLLECTED TAXES	1,904,223.67			Reserves for Receivables	144,845.04
EMERGENCY EMPLOYMENT ACT OF 1971	85,878.70			Surplus Dec. 31, 1973	1,358,907.11
<b>EXPENDITURES TOTAL</b>	5,455,242.15			Total	1,647,509.13

0250

Population 1970 13,990  
 Population 1973 14,065  
 S & P Rating  
 Moody Rating

General Tax Rate Per \$100 4.08  
 State Equalized Tax Rate 3.21

RIDGEFIELD PARK TOWNSHIP — BERGEN CO.  
 Form of Government:  
 Commission (1911)  
 Number of Members on Governing Body 5

PER CAPITA:  
 Gross Debt 198.84  
 Net Debt 5.91  
 Debt Service 2.88  
 Total Tax Levy 298.84  
 Municipal Expenditures 153.37  
 PER CENT:  
 Gross Debt 2.31  
 Net Debt .07  
 Tax Levy Collected 96.83  
 Tax Levy Cancelled, Abated or Adjusted .23

EXPENDITURES		REVENUES-REALIZED		1973 PROPERTY TAX	
<b>GENERAL GOVERNMENT</b>				<b>STATE EQUALIZED TAX RATE</b> 1.98	
Governing Body & Public Boards	29,830.00	1973 Property Taxes Collected	4,076,571.28	Local District School Taxes	2,611,784.50
Municipal Clerk	6,300.00	1973 Payments in Lieu of Taxes		Regional & Consolidated School Tax	
Financial Administration	21,015.00	Delinquent Tax & Lien Collections	134,150.11	School Taxes in Municipal Budget	
Assessment of Taxes	34,975.00	Business Personalty Replacement Taxes	176,507.95	County Taxes	488,402.75
Collection of Taxes	6,300.00	Taxes from Public Utilities	206,032.39	County Library Taxes	
Planning, Housing & Development		Other Miscellaneous Tax Revenues		Local Municipal Purpose Taxes	1,070,316.70
Human Resources	2,750.00	State Aid Revenues	97,394.17	Veteran & Senior Citizen Taxes	68,790.00
Elections	140,090.00	Federal Aid Revenues		Total Taxes for Rate Computation	4,239,293.95
General Administration (other)		State and Local Fiscal Assistance Act Utilized	180,000.00	Special District Taxes	
<b>JUDICIARY</b>		Sale of Acquired Property		Bank Stock Taxes	4,043.01
Municipal Courts	23,585.00	Other Miscellaneous Revenues	183,753.62	Added and Omitted Taxes	28,622.55
<b>PUBLIC SAFETY</b>		Other Revenues, Revenue Sharing Tax Effort	45,883.61	Total Taxes Levied - ABSTRACT	4,203,169.51
Fire Protection	109,750.00	Total	5,100,293.13	Total Taxes Billed	4,210,136.69
Police Protection	381,140.00	Prior Years Surplus Appropriated	460,000.00	1973 TAXES COLLECTED	4,076,571.28
Civil Defense & Disaster Control	4,600.00	REVENUES TOTAL	5,560,293.13	1973 Taxes Cancelled, Abated or Adjusted	9,792.01
Environmental Inspection & Control	10,865.00	CAPITAL OUTLAY TOTAL	209,046.19	Transfer to Tax Title Liens or Foreclosed	195.84
Other Public Safety				Balance Outstanding Dec. 31, 1973	123,577.56
<b>PUBLIC WORKS</b>				<b>PRIOR YEARS TAXES OUTSTANDING</b>	
Streets and Drainage	210,203.00	Public Enterprises		Balance January 1, 1973	176,125.68
Sewers and Sewage Processing	161,370.00	Recreation—Culture		Collected in 1973	126,437.00
Garbage and Trash Disposal	86,856.00	Public Works	812.91	Cancelled, Abated or Adjusted 1973	
Public Buildings and Grounds	147,282.00	Buildings and Grounds	208,233.28	Transfers to Tax Title Liens or Foreclosed	
Other Public Works		Library and Education		Balance December 31, 1973	49,688.68
<b>HEALTH and WELFARE</b>		Conservation		<b>TAX TITLE LIENS OUTSTANDING</b>	
Health Services Except Environmental	66,809.42	All Other		Balance January 1, 1973	9,123.99
Welfare-Public Assistance	5,620.00			Transfers From Taxes	195.84
Hospitals, Clinics, First Aid				Redeemed in 1973	7,713.11
Animal, Insect, & Rodent Control	1,000.00			Cancelled, Abated or Adjusted (1973)	
Other Welfare Services				Transfers to Foreclosed Property	
<b>RECREATION and CONSERVATION</b>				Balance December 31, 1973	1,606.72
Beaches and Boardwalks				<b>PROPERTY ACQUIRED BY DEED OR FORECLOSURE</b>	
Parks, Playgrounds, Shade Trees	132,396.00			Balance January 1, 1973	71,340.00
Land Reclamation & Conservation				Transfers From Taxes or Liens	
Other Recreational Services	19,055.00			Sale for Cash (1973)	
<b>EDUCATION (excluding schools)</b>				Cancelled, Abated or Adjusted (1973)	
Libraries	49,215.00			Balance December 31, 1973	71,340.00
Other Educational Services				<b>CURRENT FINANCES DECEMBER 31, 1973</b>	
<b>STATUTORY EXPENDITURES</b>				<b>ASSETS</b>	
Pensions & F. I. C. A.	115,925.00			Cash Dec. 31, 1973	1,118,146.30
Employee Fringe Benefits	37,000.00			Taxes Receivable	173,266.24
Other Statutory Expenditures				Tax Title Liens	1,606.72
<b>MUNICIPAL FUNCTIONS</b>				Foreclosed Property	71,340.00
CAPITAL IMPROVEMENTS	500,000.00			Emergencies & Other Deferred Charges	15,000.00
<b>DEBT SERVICE</b>				State Aid Receivable	8,594.61
Principal Payments	35,000.00			Other Receivables	65,953.41
Interest Payments	5,508.75			Total	1,453,907.28
<b>DEFERRED CHARGES</b>				<b>LIABILITIES, RESERVES, AND SURPLUS</b>	
SCHOOL, COUNTY, SPECIAL DISTRICT TAXES	3,100,187.25			Cash Liabilities	437,690.84
RESERVE FOR UNCOLLECTED TAXES	290,992.08			Reserves for Receivables	312,166.37
EMERGENCY EMPLOYMENT ACT OF 1971				Surplus Dec. 31, 1973	704,050.07
<b>EXPENDITURES TOTAL</b>	5,257,309.13			Total	1,453,907.28

0251

Population 1970 27,565  
 Population 1973 27,555  
 S & P Rating AA  
 Moody Rating AA

General Tax Rate Per \$100. 4.61  
 State Equalized Tax Rate 3.84

# RIDGEWOOD TOWNSHIP — BERGEN COUNTY

Form of Government:

Council-Manager Plan B (OMCL50)

Number of Members on Governing Body 5

PER CAPITA:

528.52

Gross Debt

145.97

Net Debt

14.24

Debt Service

583.63

Total Tax Levy

208.07

Municipal Expenditures

PER CENT:

3.81

Gross Debt

1.05

Net Debt

97.37

Tax Levy Collected

Tax Levy Cancelled, Abated

or Adjusted .12

EXPENDITURES		REVENUES-REALIZED		1973 PROPERTY TAX	
GENERAL GOVERNMENT		1973 Property Taxes Collected		STATE EQUALIZED TAX RATE	
Governing Body & Public Boards	12,475.00	15,689,460.51		Local District School Taxes 2.58	
Municipal Clerk	13,409.00	173 Payments in Lieu of Taxes		Regional & Consolidated School Tax	
Financial Administration	73,036.00	Delinquent Tax & Lien Collections		School Taxes in Municipal Budget	
Assessment of Taxes	26,565.00	Business Personalty Replacement Taxes		County Taxes .35	
Collection of Taxes	42,467.00	Taxes from Public Utilities		County Library Taxes	
Planning, Housing & Development	24,663.00	Other Miscellaneous Tax Revenues		Local Municipal Purpose Taxes .87	
Human Resources	31,554.00	State Aid Revenues		Veteran & Senior Citizen Taxes .04	
Elections	9,100.00	Federal Aid Revenues		Total Taxes for Rate Computation 3.84	
General Administration (other)	283,861.00	State and Local Fiscal Assistance Act Utilized		Special District Taxes	
JUDICIARY	49,083.00	Sale of Acquired Property		Bank Stock Taxes	
Municipal Courts	49,083.00	Other Miscellaneous Revenues		Added and Omitted Taxes	
PUBLIC SAFETY	659,162.00	Other Revenues, Revenue Sharing Tax Effort		Total Taxes Levied - ABSTRACT	
Fire Protection	749,753.00	Prior Years Surplus Appropriated		Total Taxes Billed	
Police Protection	14,295.00	REVENUES TOTAL		1973 TAXES COLLECTED	
Civil Defense & Disaster Control	226,608.00	CAPITAL OUTLAY TOTAL		1973 Taxes Cancelled, Abated or Adjusted	
Environmental Inspection & Control	525,979.00	Public Enterprises		Transfer to Tax Title Liens or Foreclosed	
Other Public Safety	122,992.00	Recreation—Culture		Balance Outstanding Dec. 31, 1973	
PUBLIC WORKS	375,328.00	Public Works		PRIOR YEARS TAXES OUTSTANDING	
Streets and Drainage	280,869.00	Buildings and Grounds		Balance January 1, 1973	
Other Public Works	3,800.00	Library and Education		Collected in 1973	
HEALTH and WELFARE	102,743.00	Conservation		Cancelled, Abated or Adjusted 1973	
Health Services Except Environmental	10,113.00	All Other		Transfers to Tax Title Liens or Foreclosed	
Welfare-Public Assistance		CAPITAL DEBT AUTHORIZED, DECEMBER 31, 1973		Balance December 31, 1973	
Hospitals, Clinics, First Aid		ISSUED AND UNISSUED GROSS DEBT NET DEBT		TAX TITLE LIENS OUTSTANDING	
Animal, Insect, & Rodent Control		School 6,866,000		Balance January 1, 1973	
Other Welfare Services		Self-liquidating 3,675,220		Transfers From Taxes	
RECREATION and CONSERVATION	267,348.00	Other 4,022,122		Redeemed in 1973	
Beaches and Boardwalks	50,323.00	Total 14,563,342		Cancelled, Abated or Adjusted (1973)	
Parks, Playgrounds, Shade Trees		ISSUED AND OUTSTANDING		Transfers to Foreclosed Property	
Land Reclamation & Conservation		School 6,866,000.00		Balance December 31, 1973	
Other Recreational Services	264,517.00	Self-Liquidating 3,648,881.60		PROPERTY ACQUIRED BY DEED OR	
EDUCATION (excluding schools)		Other 10,514,881.60		FORECLOSURE	
Libraries		EQUALIZED VALUATION BASIS		Balance January 1, 1973	
Other Educational Services		FOR NET DEBT COMPUTATION		Transfers From Taxes or Liens	
STATUTORY EXPENDITURES	345,265.00	REAL PROPERTY VALUATIONS		Sale for Cash (1973)	
Pensions & F. I. C. A.	90,156.00	Code Class # of Parcels % VAL'N ASSESSED VALUATION		Cancelled, Abated or Adjusted (1973)	
Employee Fringe Benefits		1 Vacant Land 402 1.63 5,618,800.00		Balance December 31, 1973	
Other Statutory Expenditures		2 Residential 7075 86.31 297,729,100.00		CURRENT FINANCES DECEMBER 31, 1973	
MUNICIPAL FUNCTIONS TOTAL	4,655,264.00	3 Farm 4 .05 199,900.00		ASSETS	
CAPITAL IMPROVEMENTS *MEMO*	198,553.21	4a Commercial 285 9.19 31,715,600.00		Cash Dec. 31, 1973	
DEBT SERVICE	264,118.00	4b Industrial 26 2.81 9,700,400.00		Taxes Receivable	
Principal Payments	128,227.00	4c Apartments 7792 344,563,800.00		Tax Title Liens	
Interest Payments	62,758.98	Total 5.90 Sq. Miles		Foreclosed Property	
DEFERRED CHARGES	12,329,791.98	Net Valuation Taxable-Municipal		Emergencies & Other Deferred Charges	
SCHOOL, COUNTY, SPECIAL DISTRICT TAXES	577,564.81	Net Valuation Taxable-County		State Aid Receivable	
RESERVE FOR UNCOLLECTED TAXES	45,479.05	State Equalized Valuation		Other Receivables	
EMERGENCY EMPLOYMENT ACT OF 1971	18,063,203.82	State Equalization Ratio		Total	
EXPENDITURES TOTAL				LIABILITIES, RESERVES, AND SURPLUS	
				Cash Liabilities	
				Reserves for Receivables	
				Surplus Dec. 31, 1973	
				Total	

1611

Population 1970 10,490  
 Population 1973 11,260  
 S & P Rating  
 Moody Rating

General Tax Rate Per \$100. 4.50  
 State Equalized Tax Rate 3.43

## RINGWOOD BOROUGH — PASSAIC COUNTY

Form of Government:

Borough Council

Number of Members on Governing Body 6

PER CAPITA:

Gross Debt 761.47  
 Net Debt 48.15  
 Debt Service 1.27  
 Total Tax Levy 430.99  
 Municipal Expenditures 154.70

PER CENT:

Gross Debt 6.88  
 Net Debt .43  
 Tax Levy Collected 95.31  
 Tax Levy Cancelled, Abated or Adjusted .22

EXPENDITURES		REVENUES-REALIZED		1973 PROPERTY TAX	
<b>GENERAL GOVERNMENT</b>				STATE EQUALIZED TAX RATE 1.50	
Governing Body & Public Boards		1973 Property Taxes Collected	4,637,923.49	Local District School Taxes	2,130,841.00
Municipal Clerk		1973 Payments in Lieu of Taxes		Regional & Consolidated School Tax	794,198.97
Financial Administration	8,150.00	Delinquent Tax & Lien Collections	150,052.75	School Taxes in Municipal Budget	
Assessment of Taxes	21,610.00	Business Personalty Replacement Taxes	8,931.15	County Taxes	810,935.40
Collection of Taxes	30,200.00	Taxes from Public Utilities	256,522.51	County Library Taxes	
Planning, Housing & Development	21,750.00	Other Miscellaneous Tax Revenues		Local Municipal Purpose Taxes	1,079,155.32
Human Resources		State Aid Revenues	60,294.20	Veteran & Senior Citizen Taxes	46,770.00
Elections	4,100.00	Federal Aid Revenues		Total Taxes for Rate Computation	4,861,900.69
General Administration (other)	187,100.00	State and Local Fiscal Assistance Act Utilized	137,417.50	Special District Taxes	
<b>JUDICIARY</b>		Sale of Acquired Property		Bank Stock Taxes	1,467.98
Municipal Courts	7,250.00	Other Miscellaneous Revenues	114,174.74	Added and Omitted Taxes	36,404.27
<b>PUBLIC SAFETY</b>		Other Revenues, Revenue Sharing Tax Effort	67,130.08	Total Taxes Levied - ABSTRACT	4,853,002.94
Fire Protection	40,500.00	Total	5,432,446.42	Total Taxes Billed	4,866,203.06
Police Protection	278,450.00	Prior Years Surplus Appropriated	238,000.00	1973 TAXES COLLECTED	4,637,923.49
Civil Defense & Disaster Control	28,400.00	REVENUES TOTAL	5,670,446.42	1973 Taxes Cancelled, Abated or Adjusted	10,679.42
Environmental Inspection & Control	17,040.00			Transfer to Tax Title Liens or Foreclosed	29,047.28
Other Public Safety				Balance Outstanding Dec. 31, 1973	188,552.87
<b>PUBLIC WORKS</b>		<b>CAPITAL OUTLAY</b>	<b>TOTAL</b>	<b>PRIOR YEARS TAXES OUTSTANDING</b>	
Streets and Drainage	465,553.50	Public Enterprises	333,598.52	Balance January 1, 1973	140,071.60
Sewers and Sewage Processing		Recreation—Culture	210.00	Collected in 1973	111,695.45
Garbage and Trash Disposal	103,950.00	Public Works	60,143.51	Cancelled, Abated or Adjusted 1973	
Public Buildings and Grounds	36,600.00	Buildings and Grounds		Transfers to Tax Title Liens or Foreclosed	28,165.12
Other Public Works		Library and Education		Balance December 31, 1973	211.03
<b>HEALTH and WELFARE</b>		Conservation		<b>TAX TITLE LIENS OUTSTANDING</b>	
Health Services Except Environmental	32,500.00	All Other		Balance January 1, 1973	70,321.72
Welfare-Public Assistance	2,550.00			Transfers From Taxes	80,069.19
Hospitals, Clinics, First Aid	3,000.00			Redeemed in 1973	38,357.30
Animal, Insect, & Rodent Control				Cancelled, Abated or Adjusted (1973)	
Other Welfare Services				Transfers to Foreclosed Property	
<b>RECREATION and CONSERVATION</b>				Balance December 31, 1973	112,033.61
Beaches and Boardwalks				<b>PROPERTY ACQUIRED BY DEED OR FORECLOSURE</b>	
Parks, Playgrounds, Shade Trees	23,750.00			Balance January 1, 1973	
Land Reclamation & Conservation	650.00			Transfers From Taxes or Liens	
Other Recreational Services	2,500.00			Sale for Cash (1973)	
<b>EDUCATION (excluding schools)</b>				Cancelled, Abated or Adjusted (1973)	
Libraries	27,500.00			Balance December 31, 1973	
Other Educational Services				<b>CURRENT FINANCES DECEMBER 31, 1973</b>	
<b>STATUTORY EXPENDITURES</b>				<b>ASSETS</b>	
Pensions & F. I. C. A.	73,000.00			Cash Dec. 31, 1973	755,602.22
Employee Fringe Benefits	31,900.00			Taxes Receivable	188,763.90
Other Statutory Expenditures				Tax Title Liens	112,033.61
<b>MUNICIPAL FUNCTIONS</b>	<b>TOTAL</b>			Foreclosed Property	
CAPITAL IMPROVEMENTS	1,448,003.50			Emergencies & Other Deferred Charges	175,432.83
<b>DEBT SERVICE</b>	<b>*MEMO*</b>			State Aid Receivable	4,161.96
Principal Payments	3,500.00			Other Receivables	25,165.24
Interest Payments	10,800.00			Total	1,261,159.76
<b>DEFERRED CHARGES</b>				<b>LIABILITIES, RESERVES, AND SURPLUS</b>	
SCHOOL, COUNTY, SPECIAL DISTRICT TAXES	65,590.00			Cash Liabilities	396,038.47
RESERVE FOR UNCOLLECTED TAXES	3,735,975.37			Reserves for Receivables	325,962.75
EMERGENCY EMPLOYMENT ACT OF 1971	207,384.00			Surplus Dec. 31, 1973	535,158.54
<b>EXPENDITURES</b>	<b>TOTAL</b>			Total	1,261,159.76
	5,477,545.87				

0252

Population 1970 12,855  
 Population 1973 12,775  
 S & P Rating  
 Moody Rating

General Tax Rate Per \$100.  
 5.70  
 State Equalized Tax Rate  
 2.91

**RIVER EDGE BOROUGH — BERGEN COUNTY**  
 Form of Government:  
 Borough Council  
 Number of Members on Governing Body 6

PER CAPITA: 106.57  
 Gross Debt 18.40  
 Net Debt 2.60  
 Debt Service 375.94  
 Total Tax Levy 151.59  
 Municipal Expenditures

PER CENT: .93  
 Gross Debt .16  
 Net Debt 98.86  
 Tax Levy Collected  
 Tax Levy Cancelled, Abated or Adjusted .30

EXPENDITURES		REVENUES-REALIZED		1973 PROPERTY TAX	
<b>GENERAL GOVERNMENT</b>				<b>STATE EQUALIZED TAX RATE</b>	
Governing Body & Public Boards		1973 Property Taxes Collected	4,752,033.21	Local District School Taxes .68	1,135,464.00
Municipal Clerk		1973 Payments in Lieu of Taxes	28,393.13	Regional & Consolidated School Tax 1.17	1,944,747.41
Financial Administration	5,200.00	Delinquent Tax & Lien Collections	36,537.44	School Taxes in Municipal Budget	
Assessment of Taxes	17,655.00	Business Personalty Replacement Taxes	43,896.00	County Taxes .35	580,247.06
Collection of Taxes	22,100.00	Taxes from Public Utilities	245,379.93	County Library Taxes	
Planning, Housing & Development	7,500.00	Other Miscellaneous Tax Revenues		Local Municipal Purpose Taxes .66	1,104,165.37
Human Resources	3,000.00	State Aid Revenues	50,654.73	Veteran & Senior Citizen Taxes .05	81,790.00
Elections		Federal Aid Revenues	29,840.05	Total Taxes for Rate Computation 2.91	4,846,413.84
General Administration (other)	157,250.00	State and Local Fiscal Assistance Act Utilized	126,744.46	Special District Taxes	
<b>JUDICIARY</b>		Sale of Acquired Property	25,001.00	Bank Stock Taxes	5,069.67
Municipal Courts	12,250.00	Other Miscellaneous Revenues	153,144.17	Added and Omitted Taxes	32,963.74
<b>PUBLIC SAFETY</b>		Other Revenues, Revenue Sharing Tax Effort	20,116.81	Total Taxes Levied - ABSTRACT	4,802,657.25
Fire Protection	68,824.00	Total	5,511,740.93	Total Taxes Billed	4,807,055.03
Police Protection	407,161.60	Prior Years Surplus Appropriated	250,000.00	1973 TAXES COLLECTED	4,752,033.21
Civil Defense & Disaster Control	1,130.00	REVENUES TOTAL	5,761,740.93	1973 Taxes Cancelled, Abated or Adjusted	14,612.83
Environmental Inspection & Control	30,850.00	CAPITAL OUTLAY TOTAL	46,847.73	Transfer to Tax Title Liens or Foreclosed	
Other Public Safety		Public Enterprises		Balance Outstanding Dec. 31, 1973	40,408.99
<b>PUBLIC WORKS</b>		Recreation—Culture		<b>PRIOR YEARS TAXES OUTSTANDING</b>	
Streets and Drainage	307,546.65	Public Works	4,256.36	Balance January 1, 1973	37,825.82
Sewers and Sewage Processing	161,817.19	Buildings and Grounds	42,591.37	Collected in 1973	36,537.44
Garbage and Trash Disposal	278,300.00	Library and Education		Cancelled, Abated or Adjusted 1973	1.34
Public Buildings and Grounds	29,351.00	Conservation		Transfers to Tax Title Liens or Foreclosed	
Other Public Works		All Other		Balance December 31, 1973	1,287.04
<b>HEALTH and WELFARE</b>		CAPITAL DEBT AUTHORIZED, DECEMBER 31, 1973		<b>TAX TITLE LIENS OUTSTANDING</b>	
Health Services Except Environmental	32,636.00	ISSUED AND UNISSUED		Balance January 1, 1973	
Welfare-Public Assistance	4,450.00	School	1,126,481	Transfers From Taxes	
Hospitals, Clinics, First Aid		Self-liquidating		Redeemed in 1973	
Animal, Insect, & Rodent Control		Other	235,000	Cancelled, Abated or Adjusted (1973)	
Other Welfare Services	1,200.00	Total	1,361,481	Transfers to Foreclosed Property	
<b>RECREATION and CONSERVATION</b>		ISSUED AND OUTSTANDING		Balance December 31, 1973	
Beaches and Boardwalks		School	1,126,481.21	<b>PROPERTY ACQUIRED BY DEED OR FORECLOSURE</b>	
Parks, Playgrounds, Shade Trees	22,000.00	Self-liquidating		Balance January 1, 1973	33,051.00
Land Reclamation & Conservation		Other	200,000.00	Transfers From Taxes or Liens	
Other Recreational Services	38,000.00	Total	1,326,481.21	Sale for Cash (1973)	25,001.00
<b>EDUCATION (excluding schools)</b>		EQUALIZED VALUATION BASIS		Cancelled, Abated or Adjusted (1973)	
Libraries	85,000.00	FOR NET DEBT COMPUTATION	146,340,505.33	Balance December 31, 1973	8,050.00
Other Educational Services		<b>REAL PROPERTY VALUATIONS</b>		<b>CURRENT FINANCES DECEMBER 31, 1973</b>	
<b>STATUTORY EXPENDITURES</b>		Code Class # of Parcels % VAL'N	ASSESSED VALUATION	<b>ASSETS</b>	
Pensions & F. I. C. A.	74,243.87	1 Vacant Land 152 .64	525,250.00	Cash Dec. 31, 1973	1,461,500.94
Employee Fringe Benefits	21,600.00	2 Residential 3048 78.74	65,666,355.00	Taxes Receivable	41,696.03
Other Statutory Expenditures		3 Farm		Tax Title Liens	
<b>MUNICIPAL FUNCTIONS</b>	1,789,065.31	4a Commercial 95 10.24	8,460,215.00	Foreclosed Property	8,050.00
<b>CAPITAL IMPROVEMENTS</b>	35,470.26	4b Industrial 6 .57	471,475.00	Emergencies & Other Deferred Charges	3,006.99
<b>DEBT SERVICE</b>		4c Apartments 19 9.82	8,115,057.00	State Aid Receivable	5,926.00
Principal Payments	27,000.00	Total 3320	82,638,352.00	Other Receivables	10,000.00
Interest Payments	6,255.00	Land Area 1.90 Sq. Miles		Total	1,530,179.96
<b>DEFERRED CHARGES</b>	19,082.00	Net Valuation Taxable-Municipal	85,097,260.00	<b>LIABILITIES, RESERVES, AND SURPLUS</b>	
<b>SCHOOL, COUNTY, SPECIAL DISTRICT TAXES</b>	3,660,458.47	Net Valuation Taxable-County	152,178,403.00	Cash Liabilities	183,935.04
<b>RESERVE FOR UNCOLLECTED TAXES</b>	95,104.70	State Equalized Valuation	163,928,704.00	Reserves for Receivables	49,746.03
<b>EMERGENCY EMPLOYMENT ACT OF 1971</b>		State Equalization Ratio	51.18	Surplus Dec. 31, 1973	1,296,498.89
<b>EXPENDITURES TOTAL</b>	5,596,965.48			Total	1,530,179.96

Population 1970	8,905
Population 1973	9,030
S & P Rating	
Moody Rating	

General Tax Rate Per \$100. 3.26  
State Equalized Tax Rate 3.47

## RIVER VALE TOWNSHIP – BERGEN COUNTY

Form of Government:  
Township Committee  
Number of Members on Governing Body 5

PER CAPITA:	1,583.05	PER CENT:	12.75
Gross Debt		Gross Debt	10.56
Net Debt	1,310.41	Net Debt	94.97
Debt Service		Tax Levy Collected	
Total Tax Levy	478.17	Tax Levy Cancelled, Abated	2.02
Municipal Expenditures	147.85	or Adjusted	

EXPENDITURES		REVENUES-REALIZED		1973 PROPERTY TAX	
<b>GENERAL GOVERNMENT</b>				<b>STATE EQUALIZED TAX RATE</b>	
Governing Body & Public Boards		1973 Property Taxes Collected	4,116,806.55	Local District School Taxes	1.81
Municipal Clerk		1973 Payments in Lieu of Taxes	17,646.05	Regional & Consolidated School Tax	.91
Financial Administration	15,505.00	Delinquent Tax & Lien Collections	57,985.51	School Taxes in Municipal Budget	
Assessment of Taxes	8,750.00	Business Personalty Replacement Taxes	35,076.25	County Taxes	.35
Collection of Taxes	7,945.00	Taxes from Public Utilities	175,680.46	County Library Taxes	
Planning, Housing & Development	5,720.00	Other Miscellaneous Tax Revenues		Local Municipal Purpose Taxes	.56
Human Resources		State Aid Revenues	35,878.38	Veteran & Senior Citizen Taxes	.04
Elections	1,000.00	Federal Aid Revenues	2,475.02	Total Taxes for Rate Computation	3.47
General Administration (other)	166,775.00	State and Local Fiscal Assistance Act Utilized	62,990.68	Special District Taxes	
<b>JUDICIARY</b>		Sale of Acquired Property		Bank Stock Taxes	1,960.42
Municipal Courts	9,165.00	Other Miscellaneous Revenues	225,330.86	Added and Omitted Taxes	46,242.94
<b>PUBLIC SAFETY</b>		Other Revenues, Revenue Sharing Tax Effort	47,434.62	Total Taxes Levied - ABSTRACT	4,317,912.96
Fire Protection	72,853.00	Total	4,777,304.38	Total Taxes Billed	4,334,695.35
Police Protection	310,344.00	Prior Years Surplus Appropriated	130,397.98	1973 TAXES COLLECTED	4,116,806.55
Civil Defense & Disaster Control	100.00	REVENUES TOTAL	4,907,702.36	1973 Taxes Cancelled, Abated or Adjusted	87,738.67
Environmental Inspection & Control	13,650.00	CAPITAL OUTLAY TOTAL	3,519,822.36	Transfer to Tax Title Liens or Foreclosed	16,417.36
Other Public Safety				Balance Outstanding Dec. 31, 1973	113,732.77
<b>PUBLIC WORKS</b>		Public Enterprises		PRIOR YEARS TAXES OUTSTANDING	
Streets and Drainage	131,821.00	Recreation—Culture		Balance January 1, 1973	174,213.34
Sewers and Sewage Processing	18,300.00	Public Works	3,451,676.08	Collected in 1973	51,685.69
Garbage and Trash Disposal	10,625.00	Buildings and Grounds	66,689.25	Cancelled, Abated or Adjusted 1973	239.00
Public Buildings and Grounds	56,980.00	Library and Education	1,457.03	Transfers to Tax Title Liens or Foreclosed	6,772.90
Other Public Works	9,650.00	Conservation		Balance December 31, 1973	115,515.75
<b>HEALTH and WELFARE</b>		All Other		TAX TITLE LIENS OUTSTANDING	
Health Services Except Environmental	28,300.00	CAPITAL DEBT AUTHORIZED, DECEMBER 31, 1973		Balance January 1, 1973	18,824.95
Welfare-Public Assistance	1,240.00	ISSUED AND UNISSUED GROSS DEBT NET DEBT		Transfers From Taxes	24,208.71
Hospitals, Clinics, First Aid	4,364.00	School 2,461,960		Redeemed in 1973	6,299.82
Animal, Insect, & Rodent Control		Self-liquidating 11,832,971	11,832,971	Cancelled, Abated or Adjusted (1973)	
Other Welfare Services		Other 14,294,932	11,832,971	Transfers to Foreclosed Property	
<b>RECREATION and CONSERVATION</b>		Total	11,832,971	Balance December 31, 1973	36,733.84
Beaches and Boardwalks		ISSUED AND OUTSTANDING		PROPERTY ACQUIRED BY DEED OR FORECLOSURE	
Parks, Playgrounds, Shade Trees	4,350.00	School 2,392,078.74		Balance January 1, 1973	8,871.00
Land Reclamation & Conservation		Self-Liquidating 8,220,000.00		Transfers From Taxes or Liens	
Other Recreational Services	26,175.00	Other 10,612,078.74		Sale for Cash (1973)	
<b>EDUCATION (excluding schools)</b>		Total	10,612,078.74	Cancelled, Abated or Adjusted (1973)	
Libraries	70,000.00	EQUALIZED VALUATION BASIS FOR NET DEBT COMPUTATION	112,102,712.33	Balance December 31, 1973	8,871.00
Other Educational Services		REAL PROPERTY VALUATIONS		CURRENT FINANCES DECEMBER 31, 1973	
<b>STATUTORY EXPENDITURES</b>		Code Class # of Parcels % VAL'N ASSESSED VALUATION		ASSETS	
Pensions & F. I. C. A.	67,500.00	1 Vacant Land 240 2.29 3,037,100.00		Cash Dec. 31, 1973	646,624.82
Employee Fringe Benefits	15,500.00	2 Residential 2239 86.01 113,871,200.00		Taxes Receivable	229,248.52
Other Statutory Expenditures		3 Farm 2 .01 10,300.00		Tax Title Liens	36,733.84
<b>MUNICIPAL FUNCTIONS</b>		4a Commercial 73 11.29 14,953,200.00		Foreclosed Property	8,871.00
<b>CAPITAL IMPROVEMENTS</b>		4b Industrial 1 .40 525,200.00		Emergencies & Other Deferred Charges	44,028.84
<b>DEBT SERVICE</b>		4c Apartments		State Aid Receivable	20,309.93
Principal Payments		Total 2555 132,397,000.00		Other Receivables	2,261.50
Interest Payments		Land Area 4.20 Sq. Miles		Total	988,078.45
<b>DEFERRED CHARGES</b>		Net Valuation Taxable-Municipal	132,754,035.00	LIABILITIES, RESERVES, AND SURPLUS	
SCHOOL, COUNTY, SPECIAL DISTRICT TAXES	3,573,048.40	Net Valuation Taxable-County	113,101,739.00	Cash Liabilities	251,682.46
RESERVE FOR UNCOLLECTED TAXES	244,379.00	State Equalized Valuation	124,708,496.00	Reserves for Receivables	277,114.86
EMERGENCY EMPLOYMENT ACT OF 1971	2,700.00	State Equalization Ratio	106.47	Surplus Dec. 31, 1973	4

1433

Population 1970 2,740

Population 1973 2,810

S &amp; P Rating

Moody Rating BAA-1

General Tax Rate Per \$100.

3.42

State Equalized Tax Rate

2.66

## RIVERDALE BOROUGH — MORRIS COUNTY

Form of Government:

Borough Council

Number of Members on Governing Body 6

PER CAPITA:

Gross Debt 342.52

Net Debt 238.48

Debt Service 18.07

Total Tax Levy 422.54

Municipal Expenditures 163.31

PER CENT:

Gross Debt 2.69

Net Debt 1.87

Tax Levy Collected 94.55

Tax Levy Cancelled, Abated  
or Adjusted 1.55

EXPENDITURES		REVENUES-REALIZED		1973 PROPERTY TAX	
<b>GENERAL GOVERNMENT</b>				<b>STATE EQUALIZED TAX RATE</b>	
Governing Body & Public Boards		1973 Property Taxes Collected	1,123,380.78	Local District School Taxes	1.74 780,433.00
Municipal Clerk		1973 Payments in Lieu of Taxes		Regional & Consolidated School Tax	
Financial Administration	3,500.00	Delinquent Tax & Lien Collections	28,370.53	School Taxes in Municipal Budget	
Assessment of Taxes	3,400.00	Business Personalty Replacement Taxes	60,765.35	County Taxes	.40 181,399.58
Collection of Taxes	7,218.00	Taxes from Public Utilities	87,061.46	County Library Taxes	.02 11,019.25
Planning, Housing & Development	4,778.00	Other Miscellaneous Tax Revenues		Local Municipal Purpose Taxes	.46 204,733.91
Human Resources		State Aid Revenues	42,185.44	Veteran & Senior Citizen Taxes	.04 17,190.00
Elections		Federal Aid Revenues		Total Taxes for Rate Computation	2.66 1,194,775.74
General Administration (other)	30,678.50	State and Local Fiscal Assistance Act Utilized	27,149.50	Special District Taxes	
<b>JUDICIARY</b>		Sale of Acquired Property		Bank Stock Taxes	2,938.79
Municipal Courts	9,235.00	Other Miscellaneous Revenues	15,151.02	Added and Omitted Taxes	6,805.76
<b>PUBLIC SAFETY</b>		Other Revenues, Revenue Sharing Tax Effort	19,767.39	Total Taxes Levied - ABSTRACT	1,187,330.29
Fire Protection	11,260.00	Total	1,403,831.47	Total Taxes Billed	1,188,108.65
Police Protection	139,668.64	Prior Years Surplus Appropriated	23,000.00	1973 TAXES COLLECTED	1,123,380.78
Civil Defense & Disaster Control	644.00	REVENUES TOTAL	1,426,831.47	1973 Taxes Cancelled, Abated or Adjusted	18,391.72
Environmental Inspection & Control	2,568.00	CAPITAL OUTLAY TOTAL	51,154.12	Transfer to Tax Title Liens or Foreclosed	2,055.42
Other Public Safety				Balance Outstanding Dec. 31, 1973	44,280.73
<b>PUBLIC WORKS</b>				<b>PRIOR YEARS TAXES OUTSTANDING</b>	
Streets and Drainage	30,613.33	Public Enterprises	6,196.75	Balance January 1, 1973	24,573.07
Sewers and Sewage Processing	29,935.00	Recreation—Culture		Collected in 1973	24,453.99
Garbage and Trash Disposal	21,900.00	Public Works	3,052.22	Cancelled, Abated or Adjusted 1973	
Public Buildings and Grounds	7,200.00	Buildings and Grounds	41,905.15	Transfers to Tax Title Liens or Foreclosed	
Other Public Works		Library and Education		Balance December 31, 1973	119.08
<b>HEALTH and WELFARE</b>		Conservation		<b>TAX TITLE LIENS OUTSTANDING</b>	
Health Services Except Environmental	8,098.40	All Other		Balance January 1, 1973	6,605.33
Welfare-Public Assistance	500.00			Transfers From Taxes	2,055.42
Hospitals, Clinics, First Aid	2,500.00			Redeemed in 1973	3,916.54
Animal, Insect, & Rodent Control				Cancelled, Abated or Adjusted (1973)	
Other Welfare Services				Transfers to Foreclosed Property	
<b>RECREATION and CONSERVATION</b>				Balance December 31, 1973	4,744.21
Beaches and Boardwalks				<b>PROPERTY ACQUIRED BY DEED OR FORECLOSURE</b>	
Parks, Playgrounds, Shade Trees	13,064.00			Balance January 1, 1973	
Land Reclamation & Conservation				Transfers From Taxes or Liens	
Other Recreational Services	7,115.00			Sale for Cash (1973)	
<b>EDUCATION (excluding schools)</b>				Cancelled, Abated or Adjusted (1973)	
Libraries	3,601.00			Balance December 31, 1973	
Other Educational Services				<b>CURRENT FINANCES DECEMBER 31, 1973</b>	
<b>STATUTORY EXPENDITURES</b>				<b>ASSETS</b>	
Pensions & F. I. C. A.	16,841.00			Cash Dec. 31, 1973	133,304.40
Employee Fringe Benefits	4,407.00			Taxes Receivable	44,399.81
Other Statutory Expenditures				Tax Title Liens	4,744.21
<b>MUNICIPAL FUNCTIONS</b>				Foreclosed Property	
CAPITAL IMPROVEMENTS *MEMO*	358,724.87			Emergencies & Other Deferred Charges	120,253.40
<b>DEBT SERVICE</b>				State Aid Receivable	3,693.48
Principal Payments	20,000.00			Other Receivables	
Interest Payments	30,770.00			Total	306,395.30
<b>DEFERRED CHARGES</b>				<b>LIABILITIES, RESERVES, AND SURPLUS</b>	
SCHOOL, COUNTY, SPECIAL DISTRICT TAXES	16,440.00			Cash Liabilities	226,397.18
RESERVE FOR UNCOLLECTED TAXES	972,851.83			Reserves for Receivables	49,144.02
EMERGENCY EMPLOYMENT ACT OF 1971	47,004.22			Surplus Dec. 31, 1973	30,854.10
<b>EXPENDITURES TOTAL</b>	1,445,790.92			Total	306,395.30

0330

Population 1970 8,610  
 Population 1973 8,690  
 S & P Rating  
 Moody Rating

General Tax Rate Per \$100. 3.15  
 State Equalized Tax Rate 2.96

RIVERSIDE TOWNSHIP — BURLINGTON CO.  
 Form of Government:  
 Township Committee  
 Number of Members on Governing Body 5

PER CAPITA: 90.16  
 Gross Debt 53.92  
 Net Debt 5.09  
 Debt Service 190.70  
 Total Tax Levy 107.63  
 Municipal Expenditures

PER CENT: 1.56  
 Gross Debt .93  
 Net Debt 94.47  
 Tax Levy Collected  
 Tax Levy Cancelled, Abated or Adjusted .67

EXPENDITURES		REVENUES-REALIZED		1973 PROPERTY TAX	
<b>GENERAL GOVERNMENT</b>				STATE EQUALIZED TAX RATE 1.89	
Governing Body & Public Boards		1973 Property Taxes Collected	1,566,151.98	Local District School Taxes	1,088,190.50
Municipal Clerk		1973 Payments in Lieu of Taxes		Regional & Consolidated School Tax	
Financial Administration	12,075.00	Delinquent Tax & Lien Collections	80,528.72	School Taxes in Municipal Budget	
Assessment of Taxes	6,485.00	Business Personalty Replacement Taxes	159,918.08	County Taxes	.57 328,889.50
Collection of Taxes	9,390.00	Taxes from Public Utilities	160,457.27	County Library Taxes	.02 12,141.54
Planning, Housing & Development	1,500.00	Other Miscellaneous Tax Revenues		Local Municipal Purpose Taxes	.37 215,792.97
Human Resources		State Aid Revenues	34,374.71	Veteran & Senior Citizen Taxes	.11 65,100.00
Elections		Federal Aid Revenues	104,699.60	Total Taxes for Rate Computation	2.96 1,710,114.51
General Administration (other)	86,272.00	State and Local Fiscal Assistance Act Utilized	85,787.33	Special District Taxes	
<b>JUDICIARY</b>		Sale of Acquired Property		Bank Stock Taxes	8,207.03
Municipal Courts	9,860.00	Other Miscellaneous Revenues	77,101.50	Added and Omitted Taxes	3,976.93
<b>PUBLIC SAFETY</b>		Other Revenues, Revenue Sharing Tax Effort	24,109.83	Total Taxes Levied - ABSTRACT	1,657,198.47
Fire Protection	50,300.00	Total	2,293,129.02	Total Taxes Billed	1,657,904.05
Police Protection	182,012.00	Prior Years Surplus Appropriated	135,000.00	1973 TAXES COLLECTED	1,566,151.98
Civil Defense & Disaster Control	700.00	REVENUES TOTAL	2,428,129.02	1973 Taxes Cancelled, Abated or Adjusted	11,128.65
Environmental Inspection & Control	2,025.00	CAPITAL OUTLAY TOTAL	22,780.16	Transfer to Tax Title Liens or Foreclosed	
Other Public Safety		Public Enterprises		Balance Outstanding Dec. 31, 1973	80,623.42
<b>PUBLIC WORKS</b>		Recreation—Culture	417.33	<b>PRIOR YEARS TAXES OUTSTANDING</b>	
Streets and Drainage	114,418.00	Public Works	22,362.83	Balance January 1, 1973	73,352.51
Sewers and Sewage Processing		Buildings and Grounds		Collected in 1973	71,993.49
Garbage and Trash Disposal	61,000.00	Library and Education		Cancelled, Abated or Adjusted 1973	372.84
Public Buildings and Grounds	9,630.00	Conservation		Transfers to Tax Title Liens or Foreclosed	
Other Public Works		All Other		Balance December 31, 1973	686.18
<b>HEALTH and WELFARE</b>				<b>TAX TITLE LIENS OUTSTANDING</b>	
Health Services Except Environmental	8,100.00			Balance January 1, 1973	25,592.05
Welfare-Public Assistance	5,375.00			Transfers From Taxes	
Hospitals, Clinics, First Aid				Redeemed in 1973	8,535.23
Animal, Insect, & Rodent Control				Cancelled, Abated or Adjusted (1973)	
Other Welfare Services				Transfers to Foreclosed Property	
<b>RECREATION and CONSERVATION</b>				Balance December 31, 1973	17,056.82
Beaches and Boardwalks				<b>PROPERTY ACQUIRED BY DEED OR FORECLOSURE</b>	
Parks, Playgrounds, Shade Trees	19,876.33			Balance January 1, 1973	1,150.00
Land Reclamation & Conservation				Transfers From Taxes or Liens	
Other Recreational Services	6,250.00			Sale for Cash (1973)	
<b>EDUCATION (excluding schools)</b>				Cancelled, Abated or Adjusted (1973)	
Libraries	24,400.00			Balance December 31, 1973	1,150.00
Other Educational Services				<b>CURRENT FINANCES DECEMBER 31, 1973</b>	
<b>STATUTORY EXPENDITURES</b>				ASSETS	
Pensions & F. I. C. A.	31,755.00			Cash Dec. 31, 1973	797,501.60
Employee Fringe Benefits	14,300.00			Taxes Receivable	81,309.60
Other Statutory Expenditures				Tax Title Liens	17,056.82
<b>MUNICIPAL FUNCTIONS</b>				Foreclosed Property	1,150.00
CAPITAL IMPROVEMENTS *MEMO*	66,550.00			Emergencies & Other Deferred Charges	36,855.00
<b>DEBT SERVICE</b>				State Aid Receivable	35,073.49
Principal Payments	20,000.00			Other Receivables	15,095.36
Interest Payments	24,200.00			Total	984,041.87
<b>DEFERRED CHARGES</b>				<b>LIABILITIES, RESERVES, AND SURPLUS</b>	
SCHOOL, COUNTY, SPECIAL DISTRICT TAXES	1,429,221.54			Cash Liabilities	637,571.86
RESERVE FOR UNCOLLECTED TAXES	111,550.00			Reserves for Receivables	114,611.78
EMERGENCY EMPLOYMENT ACT OF 1971	111,293.72			Surplus Dec. 31, 1973	231,858.23
<b>EXPENDITURES TOTAL</b>	2,364,488.59			Total	984,041.87

0331

Population 1970 3,415  
 Population 1973 3,445  
 S & P Rating  
 Moody Rating

General Tax Rate Per \$100. 3.96  
 State Equalized Tax Rate 3.18

RIVERTON BOROUGH — BURLINGTON CO.  
 Form of Government:  
 Borough Council  
 Number of Members on Governing Body 6

PER CAPITA:  
 Gross Debt 102.78  
 Net Debt 38.45  
 Debt Service 7.65  
 Total Tax Levy 236.89  
 Municipal Expenditures 109.75

PER CENT:  
 Gross Debt 1.55  
 Net Debt .58  
 Tax Levy Collected 97.24  
 Tax Levy Cancelled, Abated or Adjusted .12

EXPENDITURES		REVENUES-REALIZED		1973 PROPERTY TAX	
GENERAL GOVERNMENT				STATE EQUALIZED TAX RATE 1.76	
Governing Body & Public Boards				Local District School Taxes 460,718.00	
Municipal Clerk				Regional & Consolidated School Tax	
Financial Administration 10,020.00		1973 Property Taxes Collected 793,379.32		School Taxes in Municipal Budget	
Assessment of Taxes 2,132.56		1973 Payments in Lieu of Taxes 1,647.23		County Taxes .59 153,120.81	
Collection of Taxes 2,981.81		Delinquent Tax & Lien Collections 23,784.44		County Library Taxes .02 5,668.98	
Planning, Housing & Development 1,507.54		Business Personalty Replacement Taxes 12,405.26		Local Municipal Purpose Taxes .74 193,478.70	
Human Resources 250.00		Taxes from Public Utilities 50,837.49		Veteran & Senior Citizen Taxes .07 18,320.00	
Elections		Other Miscellaneous Tax Revenues		Total Taxes for Rate Computation 3.18 831,306.49	
General Administration (other) 25,157.33		State Aid Revenues 27,779.16		Special District Taxes	
JUDICIARY		Federal Aid Revenues 5,419.31		Bank Stock Taxes 2,625.30	
Municipal Courts 1,510.09		State and Local Fiscal Assistance Act Utilized 27,070.00		Added and Omitted Taxes 485.10	
PUBLIC SAFETY		Sale of Acquired Property		Total Taxes Levied - ABSTRACT 816,096.89	
Fire Protection 18,850.00		Other Miscellaneous Revenues 48,852.33		Total Taxes Billed 815,909.68	
Police Protection 67,893.86		Other Revenues, Revenue Sharing Tax Effort 4,761.99		1973 TAXES COLLECTED 793,379.32	
Civil Defense & Disaster Control		Total 995,936.53		1973 Taxes Cancelled, Abated or Adjusted 957.02	
Environmental Inspection & Control 967.51		Prior Years Surplus Appropriated 26,000.00		Transfer to Tax Title Liens or Foreclosed 1,326.60	
Other Public Safety		REVENUES TOTAL 1,021,936.53		Balance Outstanding Dec. 31, 1973 20,246.74	
PUBLIC WORKS		CAPITAL OUTLAY TOTAL		PRIOR YEARS TAXES OUTSTANDING	
Streets and Drainage 64,281.70		Public Enterprises		Balance January 1, 1973 21,118.20	
Sewers and Sewage Processing 29,555.14		Recreation—Culture		Collected in 1973 20,938.20	
Garbage and Trash Disposal 30,000.00		Public Works		Cancelled, Abated or Adjusted 1973	
Public Buildings and Grounds		Buildings and Grounds		Transfers to Tax Title Liens or Foreclosed	
Other Public Works		Library and Education		Balance December 31, 1973 180.00	
HEALTH and WELFARE		Conservation		TAX TITLE LIENS OUTSTANDING	
Health Services Except Environmental 1,699.11		All Other		Balance January 1, 1973 5,309.90	
Welfare-Public Assistance 784.50		CAPITAL DEBT AUTHORIZED, DECEMBER 31, 1973		Transfers From Taxes 1,326.60	
Hospitals, Clinics, First Aid		ISSUED AND UNISSUED GROSS DEBT NET DEBT		Redeemed in 1973 2,846.24	
Animal, Insect, & Rodent Control		School 220,000		Cancelled, Abated or Adjusted (1973)	
Other Welfare Services		Self-liquidating		Transfers to Foreclosed Property	
RECREATION and CONSERVATION		Other 134,084 132,444		Balance December 31, 1973 3,790.26	
Beaches and Boardwalks		Total 354,084 132,444		PROPERTY ACQUIRED BY DEED OR	
Parks, Playgrounds, Shade Trees		ISSUED AND OUTSTANDING		FORECLOSURE	
Land Reclamation & Conservation		School 220,000.00		Balance January 1, 1973 600.00	
Other Recreational Services 2,100.00		Self-Liquidating		Transfers From Taxes or Liens	
EDUCATION (excluding schools)		Other 134,084.00		Sale for Cash (1973)	
Libraries 3,800.00		Total 354,084.00		Cancelled, Abated or Adjusted (1973)	
Other Educational Services		EQUALIZED VALUATION BASIS		Balance December 31, 1973 600.00	
STATUTORY EXPENDITURES		FOR NET DEBT COMPUTATION		CURRENT FINANCES DECEMBER 31, 1973	
Pension & F. I. C. A. 10,995.00		REAL PROPERTY VALUATIONS		ASSETS	
Employee Fringe Benefits 4,510.74		Code Class # of Parcels % VAL'N ASSESSED VALUATION		Cash Dec. 31, 1973 390,970.98	
Other Statutory Expenditures		1 Vacant Land 41 .83 170,900.00		Taxes Receivable 20,426.74	
MUNICIPAL FUNCTIONS TOTAL 306,326.16		2 Residential 834 89.42 18,459,550.00		Tax Title Liens 3,790.26	
CAPITAL IMPROVEMENTS *ME MC* 25,000.00		3 Farm 5.98 1,235,000.00		Foreclosed Property 600.00	
DEBT SERVICE		4a Commercial 1 5.54 111,900.00		Emergencies & Other Deferred Charges 13,508.99	
Principal Payments 20,000.00		4b Industrial 10 3.22 665,500.00		State Aid Receivable 18,631.13	
Interest Payments 6,356.66		Total 927 23,642,850.00		Other Receivables 525.81	
DEFERRED CHARGES 8,600.00		Land Area .70 Sq. Miles		Total 448,453.91	
SCHOOL, COUNTY, SPECIAL DISTRICT TAXES		Net Valuation Taxable-Municipal 20,992,806.00		LIABILITIES, RESERVES, AND SURPLUS	
RESERVE FOR UNCOLLECTED TAXES 32,284.16		Net Valuation Taxable-County 24,819,906.00		Cash Liabilities 295,840.58	
EMERGENCY EMPLOYMENT ACT OF 1971 4,538.99		State Equalized Valuation 26,021,950.00		Reserves for Receivables 25,342.81	
EXPENDITURES TOTAL 997,583.75		State Equalization Ratio 80.41		Surplus Dec. 31, 1973 123,270.52	
				Total 448,453.91	

0254

Population 1970 6,395  
 Population 1973 6,390  
 S & P Rating  
 Moody Rating

General Tax Rate Per \$100. 3.82  
 State Equalized Tax Rate 2.10

## ROCHELLE PARK TOWNSHIP — BERGEN CO.

Form of Government:

Township Committee

Number of Members on Governing Body 5

PER CAPITA:

Gross Debt 151.75  
 Net Debt 122.01  
 Debt Service 12.69  
 Total Tax Levy 346.75  
 Municipal Expenditures 168.42

PER CENT:

Gross Debt 1.22  
 Net Debt .98  
 Tax Levy Collected 98.76  
 Tax Levy Cancelled, Abated or Adjusted .17

EXPENDITURES		REVENUES-REALIZED		1973 PROPERTY TAX	
GENERAL GOVERNMENT				STATE EQUALIZED TAX RATE 1.11	
Governing Body & Public Boards		1973 Property Taxes Collected		Local District School Taxes 1.11	
Municipal Clerk		2,196,610.83		Regional & Consolidated School Tax	
Financial Administration		7,290.69		School Taxes in Municipal Budget	
Assessment of Taxes		14,319.13		County Taxes .32	
Collection of Taxes		62,045.13		County Library Taxes	
Planning, Housing & Development		125,284.35		Local Municipal Purpose Taxes .62	
Human Resources		Other Miscellaneous Tax Revenues		Veteran & Senior Citizen Taxes .05	
Elections		25,002.38		Total Taxes for Rate Computation 2.10	
General Administration (other)		1,258.20		Special District Taxes	
JUDICIARY		50,971.00		Bank Stock Taxes	
Municipal Courts		59,902.21		Added and Omitted Taxes	
PUBLIC SAFETY		21,362.72		Total Taxes Levied - ABSTRACT	
Fire Protection		2,564,046.64		Total Taxes Billed	
Police Protection		165,000.00		1973 TAXES COLLECTED	
Civil Defense & Disaster Control		2,729,046.64		1973 Taxes Cancelled, Abated or Adjusted	
Environmental Inspection & Control		233,426.43		Transfer to Tax Title Liens or Foreclosed	
Other Public Safety		CAPITAL OUTLAY		Balance Outstanding Dec. 31, 1973	
PUBLIC WORKS		Public Enterprises		PRIOR YEARS TAXES OUTSTANDING	
Streets and Drainage		Recreation—Culture		Balance January 1, 1973	
Sewers and Sewage Processing		Public Works		Collected in 1973	
Garbage and Trash Disposal		Buildings and Grounds		Cancelled, Abated or Adjusted 1973	
Public Buildings and Grounds		Library and Education		Transfers to Tax Title Liens or Foreclosed	
Other Public Works		Conservation		Balance December 31, 1973	
HEALTH and WELFARE		All Other		TAX TITLE LIENS OUTSTANDING	
Health Services Except Environmental		CAPITAL DEBT AUTHORIZED, DECEMBER 31, 1973		Balance January 1, 1973	
Welfare—Public Assistance		ISSUED AND UNISSUED		Transfers From Taxes	
Hospitals, Clinics, First Aid		GROSS DEBT		Redeemed in 1973	
Animal, Insect, & Rodent Control		NET DEBT		Cancelled, Abated or Adjusted (1973)	
Other Welfare Services		SCHOOL		Transfers to Foreclosed Property	
RECREATION and CONSERVATION		Self-liquidating		Balance December 31, 1973	
Beaches and Boardwalks		Other		PROPERTY ACQUIRED BY DEED OR	
Parks, Playgrounds, Shade Trees		Total		FORECLOSURE	
Land Reclamation & Conservation		ISSUED AND OUTSTANDING		Balance January 1, 1973	
Other Recreational Services		SCHOOL		Transfers From Taxes or Liens	
EDUCATION (excluding schools)		Self-Liquidating		Sale for Cash (1973)	
Libraries		Other		Cancelled, Abated or Adjusted (1973)	
Other Educational Services		Total		Balance December 31, 1973	
STATUTORY EXPENDITURES		EQUALIZED VALUATION BASIS		CURRENT FINANCES DECEMBER 31, 1973	
Pensions & F. I. C. A.		FOR NET DEBT COMPUTATION		ASSETS	
Employee Fringe Benefits		REAL PROPERTY VALUATIONS		Cash Dec. 31, 1973	
Other Statutory Expenditures		Code Class # of Parcels % VAL'N		Taxes Receivable	
MUNICIPAL FUNCTIONS		ASSESSED VALUATION		Tax Title Liens	
CAPITAL IMPROVEMENTS		1 Vacant Land 99 1.55		Foreclosed Property	
DEBT SERVICE		2 Residential 1711 68.16		Emergencies & Other Deferred Charges	
Principal Payments		3 Farm		State Aid Receivable	
Interest Payments		4a Commercial 101 23.34		Other Receivables	
DEFERRED CHARGES		4b Industrial 29 3.51		Total	
SCHOOL, COUNTY, SPECIAL DISTRICT TAXES		4c Apartments 3 3.45		LIABILITIES, RESERVES, AND SURPLUS	
RESERVE FOR UNCOLLECTED TAXES		Total 1943		Cash Liabilities	
EMERGENCY EMPLOYMENT ACT OF 1971		Land Area 1.10 Sq. Miles		Reserves for Receivables	
EXPENDITURES		Net Valuation Taxable-Municipal		Surplus Dec. 31, 1973	
TOTAL		Net Valuation Taxable-County		Total	
		State Equalized Valuation			
		State Equalization Ratio			

1434

Population 1970 6,415  
 Population 1973 6,585  
 S & P Rating  
 Moody Rating

General Tax Rate Per \$100. 4.66  
 State Equalized Tax Rate 3.28

**ROCKAWAY BOROUGH — MORRIS COUNTY**  
 Form of Government:  
 Borough Council  
 Number of Members on Governing Body 6

PER CAPITA: 206.12  
 Gross Debt 36.60  
 Net Debt 5.37  
 Debt Service 341.71  
 Total Tax Levy 127.36  
 Municipal Expenditures

PER CENT: 2.22  
 Gross Debt .39  
 Net Debt 97.48  
 Tax Levy Collected  
 Tax Levy Cancelled, Abated or Adjusted .08

EXPENDITURES		REVENUES-REALIZED		1973 PROPERTY TAX	
<b>GENERAL GOVERNMENT</b>				<b>STATE EQUALIZED TAX RATE</b>	
Governing Body & Public Boards		1973 Property Taxes Collected	2,196,049.91	Local District School Taxes 1.44	996,691.00
Municipal Clerk		1973 Payments in Lieu of Taxes		Regional & Consolidated School Tax .92	637,314.79
Financial Administration	370.63	Delinquent Tax & Lien Collections	63,106.31	School Taxes in Municipal Budget	
Assessment of Taxes	29,925.00	Business Personalty Replacement Taxes	142,724.40	County Taxes .47	324,422.43
Collection of Taxes	2,469.48	Taxes from Public Utilities	92,854.12	County Library Taxes	
Planning, Housing & Development	7,250.00	Other Miscellaneous Tax Revenues		Local Municipal Purpose Taxes .39	269,496.39
Human Resources		State Aid Revenues	33,324.84	Veteran & Senior Citizen Taxes .05	37,770.00
Elections		Federal Aid Revenues	4,789.31	Total Taxes for Rate Computation 3.27	2,265,694.61
General Administration (other)	90,445.00	State and Local Fiscal Assistance Act Utilized	36,952.00	Special District Taxes	
<b>JUDICIARY</b>		Sale of Acquired Property		Bank Stock Taxes	4,197.13
Municipal Courts	6,065.00	Other Miscellaneous Revenues	55,416.99	Added and Omitted Taxes	18,064.91
<b>PUBLIC SAFETY</b>		Other Revenues, Revenue Sharing Tax Effort	26,088.28	Total Taxes Levied - ABSTRACT	2,250,186.65
Fire Protection	23,068.00	Total	2,651,306.16	Total Taxes Billed	2,252,705.93
Police Protection	164,725.00	Prior Years Surplus Appropriated	260,000.00	1973 TAXES COLLECTED	2,196,049.91
Civil Defense & Disaster Control	950.00	REVENUES TOTAL	2,811,306.16	1973 Taxes Cancelled, Abated or Adjusted	1,728.16
Environmental Inspection & Control	4,130.00	CAPITAL OUTLAY TOTAL	117,224.40	Transfer to Tax Title Liens or Foreclosed	9,055.64
Other Public Safety	3,685.00			Balance Outstanding Dec. 31, 1973	45,872.22
<b>PUBLIC WORKS</b>				<b>PRIOR YEARS TAXES OUTSTANDING</b>	
Streets and Drainage	119,142.55	Public Enterprises	97,823.90	Balance January 1, 1973	68,634.54
Sewers and Sewage Processing	24,890.00	Recreation—Culture		Collected in 1973	56,603.09
Garbage and Trash Disposal	51,760.00	Public Works	19,400.50	Cancelled, Abated or Adjusted 1973	500.69
Public Buildings and Grounds	16,869.58	Buildings and Grounds		Transfers to Tax Title Liens or Foreclosed	590.33
Other Public Works		Library and Education		Balance December 31, 1973	10,940.43
<b>HEALTH and WELFARE</b>		Conservation		<b>TAX TITLE LIENS OUTSTANDING</b>	
Health Services Except Environmental	11,983.75	All Other		Balance January 1, 1973	33,779.11
Welfare-Public Assistance	3,125.00			Transfers From Taxes	9,822.92
Hospitals, Clinics, First Aid				Redeemed in 1973	6,503.22
Animal, Insect, & Rodent Control				Cancelled, Abated or Adjusted (1973)	
Other Welfare Services				Transfers to Foreclosed Property	
<b>RECREATION and CONSERVATION</b>				Balance December 31, 1973	37,098.81
Beaches and Boardwalks				<b>PROPERTY ACQUIRED BY DEED OR FORECLOSURE</b>	
Parks, Playgrounds, Shade Trees	1,265.00			Balance January 1, 1973	6,025.00
Land Reclamation & Conservation				Transfers From Taxes or Liens	
Other Recreational Services	26,455.00			Sale for Cash (1973)	
<b>EDUCATION (excluding schools)</b>				Cancelled, Abated or Adjusted (1973)	
Libraries	16,625.00			Balance December 31, 1973	6,025.00
Other Educational Services				<b>CURRENT FINANCES DECEMBER 31, 1973</b>	
<b>STATUTORY EXPENDITURES</b>				<b>ASSETS</b>	
Pensions & F. I. C. A.	32,086.34			Cash Dec. 31, 1973	362,701.10
Employee Fringe Benefits	15,635.00			Taxes Receivable	56,812.65
Other Statutory Expenditures				Tax Title Liens	37,098.81
<b>MUNICIPAL FUNCTIONS</b>				Foreclosed Property	6,025.00
CAPITAL IMPROVEMENTS *MEMO*	57,652.00			Emergencies & Other Deferred Charges	27,785.06
<b>DEBT SERVICE</b>				State Aid Receivable	14,004.58
Principal Payments	25,000.00			Other Receivables	3,797.31
Interest Payments	10,331.67			Total	508,224.51
<b>DEFERRED CHARGES</b>				<b>LIABILITIES, RESERVES, AND SURPLUS</b>	
SCHOOL, COUNTY, SPECIAL DISTRICT TAXES	1,958,423.22			Cash Liabilities	114,662.57
RESERVE FOR UNCOLLECTED TAXES	135,134.57			Reserves for Receivables	103,733.77
EMERGENCY EMPLOYMENT ACT OF 1971	5,475.00			Surplus Dec. 31, 1973	289,828.17
<b>EXPENDITURES TOTAL</b>	2,797,089.53			Total	508,224.51

1435

Population 1970 **19,005**  
 Population 1973 **19,640**  
 S & P Rating **BBB**  
 Moody Rating **BAA**

General Tax Rate Per \$100. **4.47**  
 State Equalized Tax Rate **3.35**

**ROCKAWAY TOWNSHIP — MORRIS COUNTY**  
**Form of Government:**  
**Mayor-Council Plan F (OMCL 50)**  
**Number of Members on Governing Body 9**

PER CAPITA:  
 Gross Debt **563.80**  
 Net Debt **111.22**  
 Debt Service **3.85**  
 Total Tax Levy **418.38**  
 Municipal Expenditures **125.34**

PER CENT:  
 Gross Debt **5.21**  
 Net Debt **1.03**  
 Tax Levy Collected **93.40**  
 Tax Levy Cancelled, Abated or Adjusted **1.18**

EXPENDITURES		REVENUES-REALIZED		1973 PROPERTY TAX	
<b>GENERAL GOVERNMENT</b>				<b>STATE EQUALIZED TAX RATE</b>	
Governing Body & Public Boards	16,875.00	1973 Property Taxes Collected		Local District School Taxes	1.75
Municipal Clerk		7,688,908.02		Regional & Consolidated School Tax	.80
Financial Administration	31,545.00	1973 Payments in Lieu of Taxes		School Taxes in Municipal Budget	
Assessment of Taxes	22,380.00	Delinquent Tax & Lien Collections		County Taxes	.41
Collection of Taxes	30,825.00	Business Personalty Replacement Taxes		County Library Taxes	.02
Planning, Housing & Development	18,775.00	Taxes from Public Utilities		Local Municipal Purpose Taxes	.34
Human Resources	4,400.00	Other Miscellaneous Tax Revenues		Veteran & Senior Citizen Taxes	.03
Elections	6,065.00	State Aid Revenues		Total Taxes for Rate Computation	3.35
General Administration (other)	251,530.00	Federal Aid Revenues		Special District Taxes	
<b>JUDICIARY</b>		State and Local Fiscal Assistance Act Utilized		Bank Stock Taxes	844.06
Municipal Courts	25,420.00	Sale of Acquired Property		Added and Omitted Taxes	100,698.39
<b>PUBLIC SAFETY</b>		Other Miscellaneous Revenues		Total Taxes Levied - ABSTRACT	8,217,060.67
Fire Protection	95,550.00	Other Revenues, Revenue Sharing Tax Effort		Total Taxes Billed	7,688,908.02
Police Protection	468,155.00	Total		1973 TAXES COLLECTED	
Civil Defense & Disaster Control	3,600.00	Prior Years Surplus Appropriated		1973 Taxes Cancelled, Abated or Adjusted	97,228.68
Environmental Inspection & Control	15,665.00	REVENUES TOTAL		Transfer to Tax Title Liens or Foreclosed	64,872.62
Other Public Safety		CAPITAL OUTLAY TOTAL		Balance Outstanding Dec. 31, 1973	381,489.27
<b>PUBLIC WORKS</b>				<b>PRIOR YEARS TAXES OUTSTANDING</b>	
Streets and Drainage	438,743.00	Public Enterprises		Balance January 1, 1973	403,493.14
Sewers and Sewage Processing	32,436.00	Recreation—Culture		Collected in 1973	297,764.02
Garbage and Trash Disposal		Public Works		Cancelled, Abated or Adjusted 1973	
Public Buildings and Grounds	16,280.00	Buildings and Grounds		Transfers to Tax Title Liens or Foreclosed	
Other Public Works		Library and Education		Balance December 31, 1973	105,729.12
<b>HEALTH and WELFARE</b>		Conservation		<b>TAX TITLE LIENS OUTSTANDING</b>	
Health Services Except Environmental	39,230.00	All Other		Balance January 1, 1973	176,010.61
Welfare-Public Assistance	4,025.00	CAPITAL DEBT AUTHORIZED, DECEMBER 31, 1973		Transfers From Taxes	66,381.50
Hospitals, Clinics, First Aid	1,400.00	ISSUED AND UNISSUED GROSS DEBT NET DEBT		Redeemed in 1973	22,466.35
Animal, Insect, & Rodent Control	6,764.00	School 7,501,947		Cancelled, Abated or Adjusted (1973)	
Other Welfare Services		Self-liquidating 1,386,750		Transfers to Foreclosed Property	
<b>RECREATION and CONSERVATION</b>		Other 2,184,350		Balance December 31, 1973	219,925.76
Beaches and Boardwalks		Total 11,073,047		<b>PROPERTY ACQUIRED BY DEED OR FORECLOSURE</b>	
Parks, Playgrounds, Shade Trees	32,559.00	ISSUED AND OUTSTANDING		Balance January 1, 1973	11,040.00
Land Reclamation & Conservation		School 7,501,947.50		Transfers From Taxes or Liens	
Other Recreational Services	36,585.00	Self-Liquidating 1,319,000.00		Sale for Cash (1973)	
<b>EDUCATION (excluding schools)</b>		Other 1,541,850.00		Cancelled, Abated or Adjusted (1973)	
Libraries	62,400.00	Total 10,362,797.50		Balance December 31, 1973	11,040.00
Other Educational Services		EQUALIZED VALUATION BASIS		<b>CURRENT FINANCES DECEMBER 31, 1973</b>	
<b>STATUTORY EXPENDITURES</b>		FOR NET DEBT COMPUTATION		<b>ASSETS</b>	
Pensions & F. I. C. A.	81,000.00	REAL PROPERTY VALUATIONS		Cash Dec. 31, 1973	971,431.76
Employee Fringe Benefits	46,200.00	Code Class # of Parcels % VAL'N ASSESSED VALUATION		Taxes Receivable	487,218.39
Other Statutory Expenditures		1 Vacant Land 1866 14.22 25,831,450.00		Tax Title Liens	219,925.76
<b>MUNICIPAL FUNCTIONS</b>		2 Residential 5330 69.47 126,227,900.00		Foreclosed Property	11,040.00
<b>CAPITAL IMPROVEMENTS</b>		3 Farm 6 .07 129,000.00		Emergencies & Other Deferred Charges	22,500.00
<b>DEBT SERVICE</b>		4a Commercial 98 5.57 10,129,550.00		State Aid Receivable	16,538.32
Principal Payments	42,500.00	4b Industrial 21 8.80 15,987,300.00		Other Receivables	173,020.23
Interest Payments	33,100.00	4c Apartments 7 1.87 3,400,600.00		Total	1,901,674.46
<b>DEFERRED CHARGES</b>		Total 7328 181,705,800.00		<b>LIABILITIES, RESERVES, AND SURPLUS</b>	
SCHOOL, COUNTY, SPECIAL DISTRICT TAXES	30,400.00	Land Area 42.35 Sq. Miles		Cash Liabilities	549,159.34
RESERVE FOR UNCOLLECTED TAXES	7,284,660.28	Net Valuation Taxable-Municipal		Reserves for Receivables	891,204.38
EMERGENCY EMPLOYMENT ACT OF 1971	567,220.74	Net Valuation Taxable-County		Surplus Dec. 31, 1973	461,310.74
<b>EXPENDITURES</b>		State Equalized Valuation		Total	1,901,674.46
<b>TOTAL</b>	<b>9,746,288.02</b>	State Equalization Ratio			
		74.96			

0255

Population 1970 310  
 Population 1973 315  
 S & P Rating  
 Moody Rating

General Tax Rate Per \$100. .57  
 State Equalized Tax Rate .63

## ROCKLEIGH BOROUGH — BERGEN COUNTY

Form of Government:

Borough Council

Number of Members on Governing Body 6

PER CAPITA:

Gross Debt  
 Net Debt  
 Debt Service  
 Total Tax Levy  
 Municipal Expenditures

546.70  
 288.03

PER CENT:

Gross Debt  
 Net Debt  
 Tax Levy Collected 99.90  
 Tax Levy Cancelled, Abated  
 or Adjusted .06

EXPENDITURES		REVENUES-REALIZED		1973 PROPERTY TAX	
GENERAL GOVERNMENT				STATE EQUALIZED TAX RATE	
Governing Body & Public Boards				Local District School Taxes	.03 7,000.00
Municipal Clerk				Regional & Consolidated School Tax	
Financial Administration				School Taxes in Municipal Budget	
Assessment of Taxes	700.00	1973 Property Taxes Collected	173,674.82	County Taxes	.47 126,136.65
Collection of Taxes	1,100.00	1973 Payments in Lieu of Taxes	41.44	County Library Taxes	
Planning, Housing & Development	3,000.00	Delinquent Tax & Lien Collections	27,060.06	Local Municipal Purpose Taxes	.12 32,688.00
Human Resources		Business Personality Replacement Taxes	17,679.83	Veteran & Senior Citizen Taxes	840.00
Elections		Taxes from Public Utilities		Total Taxes for Rate Computation	.62 166,664.65
General Administration (other)	26,300.00	Other Miscellaneous Tax Revenues		Special District Taxes	
JUDICIARY		State Aid Revenues	277.00	Bank Stock Taxes	
Municipal Courts		Federal Aid Revenues	3,151.00	Added and Omitted Taxes	6,385.09
PUBLIC SAFETY		State and Local Fiscal Assistance Act Utilized		Total Taxes Levied - ABSTRACT	172,209.74
Fire Protection	11,100.00	Sale of Acquired Property	7,284.27	Total Taxes Billed	173,845.64
Police Protection	1,500.00	Other Miscellaneous Revenues	2,162.00	1973 TAXES COLLECTED	173,674.82
Civil Defense & Disaster Control	100.00	Other Revenues, Revenue Sharing Tax Effort	231,330.42	1973 Taxes Cancelled, Abated or Adjusted	100.00
Environmental Inspection & Control	1,500.00	Prior Years Surplus Appropriated	20,000.00	Transfer to Tax Title Liens or Foreclosed	
Other Public Safety		REVENUES TOTAL	251,330.42	Balance Outstanding Dec. 31, 1973	70.82
PUBLIC WORKS		CAPITAL OUTLAY TOTAL	12,662.56	PRIOR YEARS TAXES OUTSTANDING	
Streets and Drainage	23,460.00	Public Enterprises		Balance January 1, 1973	41.44
Sewers and Sewage Processing		Recreation—Culture		Collected in 1973	41.44
Garbage and Trash Disposal	5,651.00	Public Works		Cancelled, Abated or Adjusted 1973	
Public Buildings and Grounds	7,300.00	Buildings and Grounds	12,662.56	Transfers to Tax Title Liens or Foreclosed	
Other Public Works		Library and Education		Balance December 31, 1973	
HEALTH and WELFARE		Conservation		TAX TITLE LIENS OUTSTANDING	
Health Services Except Environmental	2,100.00	All Other		Balance January 1, 1973	
Welfare-Public Assistance		CAPITAL DEBT AUTHORIZED, DECEMBER 31, 1973		Transfers From Taxes	
Hospitals, Clinics, First Aid	200.00	ISSUED AND UNISSUED		Redeemed in 1973	
Animal, Insect, & Rodent Control		School		Cancelled, Abated or Adjusted (1973)	
Other Welfare Services		Self-liquidating		Transfers to Foreclosed Property	
RECREATION and CONSERVATION		Other		Balance December 31, 1973	
Beaches and Boardwalks		Total		PROPERTY ACQUIRED BY DEED OR	
Parks, Playgrounds, Shade Trees		ISSUED AND OUTSTANDING		FORECLOSURE	
Land Reclamation & Conservation		School		Balance January 1, 1973	
Other Recreational Services	2,000.00	Self-Liquidating		Transfers From Taxes or Liens	
EDUCATION (excluding schools)		Other		Safe for Cash (1973)	
Libraries		Total		Cancelled, Abated or Adjusted (1973)	
Other Educational Services		EQUALIZED VALUATION BASIS		Balance December 31, 1973	
STATUTORY EXPENDITURES		FOR NET DEBT COMPUTATION	26,108,708.67	CURRENT FINANCES DECEMBER 31, 1973	
Pensions & F. I. C. A.	600.00	REAL PROPERTY VALUATIONS		ASSETS	
Employee Fringe Benefits		Code Class # of Parcels % VAL'N		Cash Dec. 31, 1973	82,403.15
Other Statutory Expenditures		1 Vacant Land 22 2.95		Taxes Receivable	70.82
MUNICIPAL FUNCTIONS		2 Residential 48 13.75		Tax Title Liens	
CAPITAL IMPROVEMENTS		3 Farm		Foreclosed Property	
DEBT SERVICE		4a Commercial 5 4.09		Emergencies & Other Deferred Charges	3,200.00
Principal Payments		4b Industrial 13 79.21		State Aid Receivable	1,186.00
Interest Payments		4c Apartments		Other Receivables	
DEFERRED CHARGES		Total 88	29,005,200.00	Total	86,859.97
SCHOOL, COUNTY, SPECIAL DISTRICT TAXES		Land Area 1.00 Sq. Miles		LIABILITIES, RESERVES, AND SURPLUS	
RESERVE FOR UNCOLLECTED TAXES	133,136.65	Net Valuation Taxable-Municipal	29,526,412.00	Cash Liabilities	40,530.34
EMERGENCY EMPLOYMENT ACT OF 1971	4,118.00	Net Valuation Taxable-County	33,025,910.00	Reserves for Receivables	70.82
EXPENDITURES		State Equalized Valuation	26,692,104.00	Surplus Dec. 31, 1973	46,258.81
TOTAL	223,865.65	State Equalization Ratio	110.83	Total	86,859.97

1817

Population 1970 920  
 Population 1973 1,010  
 S & P Rating  
 Moody Rating

General Tax Rate Per \$100. 7.59  
 State Equalized Tax Rate 3.31

ROCKY HILL BOROUGH — SOMERSET CO.  
 Form of Government:  
 Borough Council  
 Number of Members on Governing Body 6

PER CAPITA:  
 Gross Debt 427.72  
 Net Debt 427.72  
 Debt Service  
 Total Tax Levy 317.02  
 Municipal Expenditures 132.76

PER CENT:  
 Gross Debt 4.32  
 Net Debt 4.32  
 Tax Levy Collected 96.21  
 Tax Levy Cancelled, Abated or Adjusted .04

EXPENDITURES		REVENUES-REALIZED		1973 PROPERTY TAX	
<b>GENERAL GOVERNMENT</b>				STATE EQUALIZED TAX RATE — 2.25	
Governing Body & Public Boards		1973 Property Taxes Collected	308,102.40	Local District School Taxes	240,913.00
Municipal Clerk		1973 Payments in Lieu of Taxes		Regional & Consolidated School Tax	
Financial Administration	950.00	Delinquent Tax & Lien Collections	5,600.93	School Taxes in Municipal Budget	
Assessment of Taxes	1,400.00	Business Personalty Replacement Taxes	22,959.00	County Taxes	53,285.08
Collection of Taxes	2,800.00	Taxes from Public Utilities	17,349.50	County Library Taxes	2,517.60
Planning, Housing & Development	6,000.00	Other Miscellaneous Tax Revenues		Local Municipal Purpose Taxes	22,387.30
Human Resources		State Aid Revenues	4,819.06	Veteran & Senior Citizen Taxes	4,410.00
Elections	300.00	Federal Aid Revenues		Total Taxes for Rate Computation	323,512.98
General Administration (other)	18,034.62	State and Local Fiscal Assistance Act Utilized	4,821.25	Special District Taxes	
<b>JUDICIARY</b>		Sale of Acquired Property		Bank Stock Taxes	1,083.25
Municipal Courts	786.00	Other Miscellaneous Revenues	68,881.58	Added and Omitted Taxes	
<b>PUBLIC SAFETY</b>		Other Revenues, Revenue Sharing Tax Effort	1,743.74	Total Taxes Levied - ABSTRACT	320,186.23
Fire Protection	4,611.04	Total	434,277.43	Total Taxes Billed	320,238.89
Police Protection	6,000.00	Prior Years Surplus Appropriated	35,000.00	1973 TAXES COLLECTED	308,102.40
Civil Defense & Disaster Control	25.00	REVENUES TOTAL	469,277.43	1973 Taxes Cancelled, Abated or Adjusted	130.00
Environmental Inspection & Control	1,000.00	CAPITAL OUTLAY TOTAL	1,470.20	Transfer to Tax Title Liens or Foreclosed	
Other Public Safety		Public Enterprises	1,470.20	Balance Outstanding Dec. 31, 1973	12,006.49
<b>PUBLIC WORKS</b>		Recreation—Culture		<b>PRIOR YEARS TAXES OUTSTANDING</b>	
Streets and Drainage	7,260.00	Public Works		Balance January 1, 1973	5,601.26
Sewers and Sewage Processing		Buildings and Grounds		Collected in 1973	5,600.90
Garbage and Trash Disposal	8,500.00	Library and Education		Cancelled, Abated or Adjusted 1973	
Public Buildings and Grounds	3,225.00	Conservation		Transfers to Tax Title Liens or Foreclosed	
Other Public Works		All Other		Balance December 31, 1973	.36
<b>HEALTH and WELFARE</b>				<b>TAX TITLE LIENS OUTSTANDING</b>	
Health Services Except Environmental	1,200.00			Balance January 1, 1973	884.84
Welfare-Public Assistance	145.00			Transfers From Taxes	
Hospitals, Clinics, First Aid				Redeemed in 1973	
Animal, Insect, & Rodent Control				Cancelled, Abated or Adjusted (1973)	
Other Welfare Services				Transfers to Foreclosed Property	
<b>RECREATION and CONSERVATION</b>				Balance December 31, 1973	884.84
Beaches and Boardwalks				<b>PROPERTY ACQUIRED BY DEED OR</b>	
Parks, Playgrounds, Shade Trees				<b>FORECLOSURE</b>	
Land Reclamation & Conservation				Balance January 1, 1973	
Other Recreational Services	1,500.00			Transfers From Taxes or Liens	
<b>EDUCATION (excluding schools)</b>				Sale for Cash (1973)	
Libraries	353.34			Cancelled, Abated or Adjusted (1973)	
Other Educational Services				Balance December 31, 1973	
<b>STATUTORY EXPENDITURES</b>				<b>CURRENT FINANCES DECEMBER 31, 1973</b>	
Pensions & F. I. C. A.	889.00			<b>ASSETS</b>	
Employee Fringe Benefits				Cash Dec. 31, 1973	97,716.05
Other Statutory Expenditures				Taxes Receivable	12,006.85
<b>MUNICIPAL FUNCTIONS</b>				Tax Title Liens	884.84
CAPITAL IMPROVEMENTS	64,979.00			Foreclosed Property	
DEBT SERVICE	9,821.25			Emergencies & Other Deferred Charges	1,209.00
Principal Payments				State Aid Receivable	3,972.35
Interest Payments				Other Receivables	34,700.50
<b>DEFERRED CHARGES</b>				Total	150,489.59
SCHOOL, COUNTY, SPECIAL DISTRICT TAXES	52,563.40			<b>LIABILITIES, RESERVES, AND SURPLUS</b>	
RESERVE FOR UNCOLLECTED TAXES	296,715.68			Cash Liabilities	42,317.52
EMERGENCY EMPLOYMENT ACT OF 1971	16,607.16			Reserves for Receivables	47,592.19
<b>EXPENDITURES</b>				Surplus Dec. 31, 1973	60,579.88
TOTAL	430,805.24			Total	150,489.59

1341

Population 1970 815  
 Population 1973 845  
 S & P Rating  
 Moody Rating

General Tax Rate Per \$100. 5.65  
 State Equalized Tax Rate 3.73

ROOSEVELT BOROUGH — MONMOUTH CO.  
 Form of Government:  
 Borough Council  
 Number of Members on Governing Body 6

PER CAPITA:  
 Gross Debt 17.75  
 Net Debt 17.75  
 Debt Service .02  
 Total Tax Levy 342.04  
 Municipal Expenditures 105.28

PER CENT:  
 Gross Debt .23  
 Net Debt .23  
 Tax Levy Collected 94.03  
 Tax Levy Cancelled, Abated or Adjusted

EXPENDITURES		REVENUES-REALIZED		1973 PROPERTY TAX	
GENERAL GOVERNMENT				STATE EQUALIZED TAX RATE	
Governing Body & Public Boards				Local District School Taxes	2.61
Municipal Clerk				Regional & Consolidated School Tax	
Financial Administration	2,750.00	1973 Property Taxes Collected		School Taxes in Municipal Budget	
Assessment of Taxes	1,750.00	1973 Payments in Lieu of Taxes		County Taxes	.58
Collection of Taxes	1,650.00	Delinquent Tax & Lien Collections		County Library Taxes	.02
Planning, Housing & Development	350.00	Business Personalty Replacement Taxes		Local Municipal Purpose Taxes	.42
Human Resources		Taxes from Public Utilities		Veteran & Senior Citizen Taxes	.07
Elections		Other Miscellaneous Tax Revenues		Total Taxes for Rate Computation	3.70
General Administration (other)	15,850.00	State Aid Revenues		Special District Taxes	
JUDICIARY		Federal Aid Revenues		Bank Stock Taxes	
Municipal Courts	1,050.00	State and Local Fiscal Assistance Act Utilized		Added and Omitted Taxes	
PUBLIC SAFETY		Sale of Acquired Property		Total Taxes Levied - ABSTRACT	5,605.92
Fire Protection	1,800.00	Other Miscellaneous Revenues		Total Taxes Billed	289,023.49
Police Protection	5,500.00	Other Revenues, Revenue Sharing Tax Effort		1973 TAXES COLLECTED	287,916.36
Civil Defense & Disaster Control	50.00	Prior Years Surplus Appropriated		1973 Taxes Cancelled, Abated or Adjusted	270,715.64
Environmental Inspection & Control	350.00	REVENUES TOTAL		Transfer to Tax Title Liens or Foreclosed	
Other Public Safety		CAPITAL OUTLAY TOTAL		Balance Outstanding Dec. 31, 1973	17,200.72
PUBLIC WORKS				PRIOR YEARS TAXES OUTSTANDING	
Streets and Drainage	12,365.00	Public Enterprises		Balance January 1, 1973	16,187.55
Sewers and Sewage Processing		Recreation—Culture		Collected in 1973	14,613.70
Garbage and Trash Disposal	8,700.00	Public Works		Cancelled, Abated or Adjusted 1973	8.28
Public Buildings and Grounds	3,200.00	Buildings and Grounds		Transfers to Tax Title Liens or Foreclosed	
Other Public Works		Library and Education		Balance December 31, 1973	1,565.57
HEALTH and WELFARE		Conservation		TAX TITLE LIENS OUTSTANDING	
Health Services Except Environmental	250.00	All Other		Balance January 1, 1973	
Welfare-Public Assistance	50.00	CAPITAL DEBT AUTHORIZED, DECEMBER 31, 1973		Transfers From Taxes	
Hospitals, Clinics, First Aid	400.00	ISSUED AND UNISSUED GROSS DEBT NET DEBT		Redeemed in 1973	
Animal, Insect, & Rodent Control	400.00	School		Cancelled, Abated or Adjusted (1973)	
Other Welfare Services		Self-liquidating 15,000 15,000		Transfers to Foreclosed Property	
RECREATION and CONSERVATION		Other		Balance December 31, 1973	
Beaches and Boardwalks		Total 15,000 15,000		PROPERTY ACQUIRED BY DEED OR	
Parks, Playgrounds, Shade Trees	1,150.00	ISSUED AND OUTSTANDING		FORECLOSURE	
Land Reclamation & Conservation		School		Balance January 1, 1973	
Other Recreational Services		Self-Liquidating		Transfers From Taxes or Liens	
EDUCATION (excluding schools)		Other		Sale for Cash (1973)	
Libraries	1,850.00	Total		Cancelled, Abated or Adjusted (1973)	
Other Educational Services		EQUALIZED VALUATION BASIS		Balance December 31, 1973	
STATUTORY EXPENDITURES		FOR NET DEBT COMPUTATION		CURRENT FINANCES DECEMBER 31, 1973	
Pensions & F. I. C. A.	900.00	REAL PROPERTY VALUATIONS		ASSETS	
Employee Fringe Benefits		Code Class # of Parcels % VAL'N ASSESSED VALUATION		Cash Dec. 31, 1973	127,384.96
Other Statutory Expenditures		1 Vacant Land 31 3.40 172,550.00		Taxes Receivable	18,766.29
MUNICIPAL FUNCTIONS TOTAL	60,365.00	2 Residential 242 84.22 4,279,865.00		Tax Title Liens	
CAPITAL IMPROVEMENTS *MEMO*	2,000.00	3 Farm 20 6.49 330,210.00		Foreclosed Property	
DEBT SERVICE		4a Commercial 6 2.19 111,375.00		Emergencies & Other Deferred Charges	
Principal Payments		4b Industrial 3 3.69 187,500.00		State Aid Receivable	
Interest Payments	20.00	4c Apartments		Other Receivables	36.16
DEFERRED CHARGES		Total 302 5,081,500.00		Total	146,187.41
SCHOOL, COUNTY, SPECIAL DISTRICT TAXES	250,677.30	Land Area 1.93 Sq. Miles		LIABILITIES, RESERVES, AND SURPLUS	
RESERVE FOR UNCOLLECTED TAXES	28,575.00	Net Valuation Taxable-Municipal		Cash Liabilities	73,357.10
EMERGENCY EMPLOYMENT ACT OF 1971		Net Valuation Taxable-County		Reserves for Receivables	18,802.45
EXPENDITURES TOTAL	339,637.30	State Equalized Valuation		Surplus Dec. 31, 1973	54,027.86
		State Equalization Ratio		Total	146,187.41

0718

Population 1970 4,500  
 Population 1973 4,635  
 S & P Rating BBB  
 Moody Rating BAA

General Tax Rate Per \$100. 5.64  
 State Equalized Tax Rate 4.01

## ROSELAND BOROUGH — ESSEX COUNTY

Form of Government:

Borough Council

Number of Members on Governing Body 6

PER CAPITA:

Gross Debt 885.33  
 Net Debt 319.29  
 Debt Service 1.47  
 Total Tax Levy 720.18  
 Municipal Expenditures 227.86

PER CENT:

Gross Debt 5.41  
 Net Debt 1.95  
 Tax Levy Collected 95.71  
 Tax Levy Cancelled, Abated or Adjusted .04

EXPENDITURES		REVENUES-REALIZED		1973 PROPERTY TAX	
<b>GENERAL GOVERNMENT</b>				<b>STATE EQUALIZED TAX RATE — .98</b>	
Governing Body & Public Boards		1973 Property Taxes Collected	3,197,315.17	Local District School Taxes	819,620.00
Municipal Clerk		1973 Payments in Lieu of Taxes		Regional & Consolidated School Tax	819,573.78
Financial Administration		Delinquent Tax & Lien Collections	51,554.45	School Taxes in Municipal Budget	
Assessment of Taxes	26,759.00	Business Personalty Replacement Taxes	95,312.29	County Taxes	1,676,244.23
Collection of Taxes	12,036.00	Taxes from Public Utilities	183,920.47	County Library Taxes	
Planning, Housing & Development	9,852.00	Other Miscellaneous Tax Revenues		Local Municipal Purpose Taxes	603,786.56
Human Resources	10,450.00	State Aid Revenues	17,766.81	Veteran & Senior Citizen Taxes	24,250.00
Elections	650.00	Federal Aid Revenues	2,725.00	Total Taxes for Rate Computation	3,343,474.57
General Administration (other)	142,549.00	State and Local Fiscal Assistance Act Utilized	25,182.50	Special District Taxes	
<b>JUDICIARY</b>		Sale of Acquired Property		Bank Stock Taxes	
Municipal Courts	6,065.00	Other Miscellaneous Revenues	33,947.44	Added and Omitted Taxes	18,803.76
<b>PUBLIC SAFETY</b>		Other Revenues, Revenue Sharing Tax Effort	15,062.73	Total Taxes Levied - ABSTRACT	3,338,028.33
Fire Protection	16,980.00	Total	3,622,786.36	Total Taxes Billed	3,340,480.82
Police Protection	263,805.00	Prior Years Surplus Appropriated	70,337.40	1973 TAXES COLLECTED	3,197,315.17
Civil Defense & Disaster Control	3,615.00	REVENUES TOTAL	3,693,124.26	1973 Taxes Cancelled, Abated or Adjusted	1,300.00
Environmental Inspection & Control	5,885.00	CAPITAL OUTLAY TOTAL	20,832.10	Transfer to Tax Title Liens or Foreclosed	2,786.16
Other Public Safety				Balance Outstanding Dec. 31, 1973	139,079.49
<b>PUBLIC WORKS</b>				<b>PRIOR YEARS TAXES OUTSTANDING</b>	
Streets and Drainage	91,096.00	Public Enterprises	10,495.58	Balance January 1, 1973	332,866.59
Sewers and Sewage Processing		Recreation—Culture		Collected in 1973	50,555.31
Garbage and Trash Disposal	51,500.00	Public Works	8,337.52	Cancelled, Abated or Adjusted 1973	79.42
Public Buildings and Grounds	26,130.00	Buildings and Grounds	1,999.00	Transfers to Tax Title Liens or Foreclosed	2,064.22
Other Public Works		Library and Education		Balance December 31, 1973	280,167.64
<b>HEALTH and WELFARE</b>		Conservation		<b>TAX TITLE LIENS OUTSTANDING</b>	
Health Services Except Environmental	11,558.00	All Other		Balance January 1, 1973	6,096.17
Welfare-Public Assistance	221.00	CAPITAL DEBT AUTHORIZED, DECEMBER 31, 1973		Transfers From Taxes	5,238.86
Hospitals, Clinics, First Aid		ISSUED AND UNISSUED GROSS DEBT NET DEBT		Redeemed in 1973	999.14
Animal, Insect, & Rodent Control	1,800.00	School 2,020,088		Cancelled, Abated or Adjusted (1973)	
Other Welfare Services		Self-Liquidating 1,527,000	956,564	Transfers to Foreclosed Property	
<b>RECREATION and CONSERVATION</b>		Other 556,400	523,332	Balance December 31, 1973	10,335.89
Beaches and Boardwalks		Total 4,103,488	1,479,896	<b>PROPERTY ACQUIRED BY DEED OR FORECLOSURE</b>	
Parks, Playgrounds, Shade Trees		ISSUED AND OUTSTANDING		Balance January 1, 1973	11,000.00
Land Reclamation & Conservation	2,725.00	School 2,020,088.26		Transfers From Taxes or Liens	
Other Recreational Services	23,135.00	Self-Liquidating 1,527,000.00		Sale for Cash (1973)	
<b>EDUCATION (excluding schools)</b>		Other 19,200.00		Cancelled, Abated or Adjusted (1973)	
Libraries	19,850.00	Total 3,566,288.26		Balance December 31, 1973	11,000.00
Other Educational Services		<b>EQUALIZED VALUATION BASIS FOR NET DEBT COMPUTATION</b>	75,919,000.67	<b>CURRENT FINANCES DECEMBER 31, 1973</b>	
<b>STATUTORY EXPENDITURES</b>		<b>REAL PROPERTY VALUATIONS</b>		<b>ASSETS</b>	
Pensions & F. I. C. A.	43,140.10	Code Class # of Parcels % VAL'N		Cash Dec. 31, 1973	241,661.72
Employee Fringe Benefits	15,500.00	1 Vacant Land 214 9.87	5,826,800.00	Taxes Receivable	419,247.13
Other Statutory Expenditures		2 Residential 1260 63.31	37,364,800.00	Tax Title Liens	10,335.89
<b>MUNICIPAL FUNCTIONS TOTAL</b>	785,301.10	3 Farm 3 2.33	1,667,300.00	Foreclosed Property	11,000.00
<b>CAPITAL IMPROVEMENTS *MEMO*</b>	6,000.00	4a Commercial 32 8.63	5,095,000.00	Emergencies & Other Deferred Charges	45,404.29
<b>DEBT SERVICE</b>		4b Industrial 38 15.36	9,062,400.00	State Aid Receivable	17,015.32
Principal Payments	4,800.00	4c Apartments		Other Receivables	32,075.95
Interest Payments	2,000.00	Total 1547	59,016,300.00	Total	776,740.30
<b>DEFERRED CHARGES-</b>	95,452.39	Land Area 3.58 Sq. Miles		<b>LIABILITIES, RESERVES, AND SURPLUS</b>	
<b>SCHOOL, COUNTY, SPECIAL DISTRICT TAXES</b>	2,715,438.01	Net Valuation Taxable-Municipal	59,312,100.00	Cash Liabilities	168,393.64
<b>RESERVE FOR UNCOLLECTED TAXES</b>	108,600.32	Net Valuation Taxable-County	81,837,382.00	Reserves for Receivables	469,933.97
<b>EMERGENCY EMPLOYMENT ACT OF 1971</b>		State Equalized Valuation	83,143,752.00	Surplus Dec. 31, 1973	138,412.69
<b>EXPENDITURES TOTAL</b>	3,771,591.82	State Equalization Ratio	71.24	Total	776,740.30

2014

Population 1970 22,630  
 Population 1973 23,120  
 S & P Rating  
 Moody Rating A

General Tax Rate Per \$100. 4.94  
 State Equalized Tax Rate 3.15

ROSELLE BOROUGH — UNION COUNTY  
 Form of Government:  
 Borough Council  
 Number of Members on Governing Body 6

PER CAPITA:  
 Gross Debt 51.80  
 Net Debt 22.19  
 Debt Service 3.73  
 Total Tax Levy 271.93  
 Municipal Expenditures 144.61

PER CENT:  
 Gross Debt .68  
 Net Debt .29  
 Tax Levy Collected 97.48  
 Tax Levy Cancelled, Abated or Adjusted .10

EXPENDITURES		REVENUES-REALIZED		1973 PROPERTY TAX	
<b>GENERAL GOVERNMENT</b>				<b>STATE EQUALIZED TAX RATE</b>	
Governing Body & Public Boards		1973 Property Taxes Collected	5,179,324.81	Local District School Taxes	3,439,863.25
Municipal Clerk		1973 Payments in Lieu of Taxes		Regional & Consolidated School Tax	
Financial Administration	7,000.00	Delinquent Tax & Lien Collections	135,665.71	School Taxes in Municipal Budget	
Assessment of Taxes	23,050.00	Business Personality Replacement Taxes	164,873.83	County Taxes	907,804.72
Collection of Taxes	41,700.00	Taxes from Public Utilities	385,629.33	County Library Taxes	
Planning, Housing & Development	3,900.00	Other Miscellaneous Tax Revenues		Local Municipal Purpose Taxes	1,913,527.83
Human Resources	3,500.00	State Aid Revenues	89,466.99	Veteran & Senior Citizen Taxes	123,570.00
Elections		Federal Aid Revenues	8,843.68	Total Taxes for Rate Computation	6,384,765.80
General Administration (other)	184,685.00	State and Local Fiscal Assistance Act Utilized	178,095.48	Special District Taxes	
<b>JUDICIARY</b>		Sale of Acquired Property	98,250.00	Bank Stock Taxes	5,530.04
Municipal Courts	25,300.00	Other Miscellaneous Revenues	197,797.85	Added and Omitted Taxes	20,248.50
<b>PUBLIC SAFETY</b>		Other Revenues, Revenue Sharing Tax Effort	57,077.80	Total Taxes Levied - ABSTRACT	6,286,974.34
Fire Protection	481,400.00	Total	7,495,025.48	Total Taxes Billed	6,339,026.77
Police Protection	735,100.00	Prior Years Surplus Appropriated	570,000.00	1973 TAXES COLLECTED	6,179,324.81
Civil Defense & Disaster Control	7,500.00	REVENUES TOTAL	8,065,025.48	1973 Taxes Cancelled, Abated or Adjusted	6,409.08
Environmental Inspection & Control	5,625.00	CAPITAL OUTLAY TOTAL	147,447.34	Transfer to Tax Title Liens or Foreclosed	2,558.92
Other Public Safety				Balance Outstanding Dec. 31, 1973	150,733.96
<b>PUBLIC WORKS</b>				<b>PRIOR YEARS TAXES OUTSTANDING</b>	
Streets and Drainage	350,550.00	Public Enterprises		Balance January 1, 1973	169,662.64
Sewers and Sewage Processing	130,000.00	Recreation—Culture		Collected in 1973	104,335.92
Garbage and Trash Disposal	349,000.00	Public Works	44,351.86	Cancelled, Abated or Adjusted 1973	1,755.84
Public Buildings and Grounds	38,700.00	Buildings and Grounds		Transfers to Tax Title Liens or Foreclosed	1,180.48
Other Public Works		Library and Education		Balance December 31, 1973	62,390.40
<b>HEALTH and WELFARE</b>		Conservation		<b>TAX TITLE LIENS OUTSTANDING</b>	
Health Services Except Environmental	65,900.00	All Other	103,095.48	Balance January 1, 1973	47,576.07
Welfare-Public Assistance	11,350.00	CAPITAL DEBT AUTHORIZED, DECEMBER 31, 1973		Transfers From Taxes	3,812.96
Hospitals, Clinics, First Aid		ISSUED AND UNISSUED		Redeemed in 1973	31,329.79
Animal, Insect, & Rodent Control	5,000.00	School	662,000	Cancelled, Abated or Adjusted (1973)	
Other Welfare Services		Self-Liquidating		Transfers to Foreclosed Property	
<b>RECREATION and CONSERVATION</b>		Other	535,629	Balance December 31, 1973	20,059.24
Beaches and Boardwalks		Total	1,197,629	<b>PROPERTY ACQUIRED BY DEED OR FORECLOSURE</b>	
Parks, Playgrounds, Shade Trees	38,000.00	ISSUED AND OUTSTANDING		Balance January 1, 1973	273,073.50
Land Reclamation & Conservation		School	662,000.00	Transfers From Taxes or Liens	
Other Recreational Services	43,900.00	Self-Liquidating		Sale for Cash (1973)	98,250.00
<b>EDUCATION (excluding schools)</b>		Other	509,000.00	Cancelled, Abated or Adjusted (1973)	
Libraries	72,000.00	Total	1,171,000.00	Balance December 31, 1973	174,823.50
Other Educational Services	300.00	<b>EQUALIZED VALUATION BASIS</b>		<b>CURRENT FINANCES DECEMBER 31, 1973</b>	
<b>STATUTORY EXPENDITURES</b>		FOR NET DEBT COMPUTATION	176,305,597.67	<b>ASSETS</b>	
Pensions & F. I. C. A.	209,500.00	<b>REAL PROPERTY VALUATIONS</b>		Cash Dec. 31, 1973	1,265,246.37
Employee Fringe Benefits	50,000.00	Code Class # of Parcels % VAL'N		Taxes Receivable	213,124.36
Other Statutory Expenditures		1 Vacant Land 213 1.24	1,549,500.00	Tax Title Liens	20,059.24
<b>MUNICIPAL FUNCTIONS</b>		2 Residential 4697 70.61	88,059,100.00	Foreclosed Property	174,823.50
CAPITAL IMPROVEMENTS *MEMO*	178,095.48	3 Farm		Emergencies & Other Deferred Charges	5,120.00
<b>DEBT SERVICE</b>		4a Commercial 251 11.46	14,295,100.00	State Aid Receivable	
Principal Payments	61,375.00	4b Industrial 71 5.42	6,756,300.00	Other Receivables	11,066.60
Interest Payments	24,800.00	4c Apartments 57 11.27	14,057,000.00	Total	1,685,440.07
<b>DEFERRED CHARGES</b>		Total 5289	124,717,500.00	<b>LIABILITIES, RESERVES, AND SURPLUS</b>	
SCHOOL, COUNTY, SPECIAL DISTRICT TAXES	4,347,667.97	Land Area 2.70 Sq. Miles		Cash Liabilities	553,270.73
RESERVE FOR UNCOLLECTED TAXES	319,173.28	Net Valuation Taxable-Municipal	129,305,660.00	Reserves for Receivables	419,073.70
EMERGENCY EMPLOYMENT ACT OF 1971	8,843.68	Net Valuation Taxable-County	185,785,192.00	Surplus Dec. 31, 1973	717,095.64
<b>EXPENDITURES TOTAL</b>	7,651,099.93	State Equalized Valuation	200,190,689.00	Total	1,685,440.07
		State Equalization Ratio	63.77		

- 2015

Population 1970 14,310  
Population 1973 14,600  
S & P Rating  
Moody Rating

General Tax Rate Per \$100. 3.05  
State Equalized Tax Rate 3.14

ROSELLE PARK BOROUGH — UNION COUNTY  
Form of Government:  
Borough Council  
Number of Members on Governing Body 6

PER CAPITA: 300.66  
Gross Debt 181.01  
Net Debt 1.40  
Debt Service 292.98  
Total Tax Levy 116.38  
Municipal Expenditures  
PER CENT: 3.62  
Gross Debt 2.18  
Net Debt 96.43  
Tax Levy Collected  
Tax Levy Cancelled, Abated or Adjusted 1.12

EXPENDITURES		REVENUES-REALIZED		1973 PROPERTY TAX	
GENERAL GOVERNMENT				STATE EQUALIZED TAX RATE 1.87	2,589,254.50
Governing Body & Public Boards		1973 Property Taxes Collected	4,158,871.10	Local District School Taxes	
Municipal Clerk		1973 Payments in Lieu of Taxes		Regional & Consolidated School Tax	
Financial Administration	9,507.00	Delinquent Tax & Lien Collections	46,674.30	School Taxes in Municipal Budget	
Assessment of Taxes	32,677.00	Business Personalty Replacement Taxes	87,347.24	County Taxes	627,410.49
Collection of Taxes	4,800.00	Taxes from Public Utilities	194,872.57	County Library Taxes	
Planning, Housing & Development	1,250.00	Other Miscellaneous Tax Revenues		Local Municipal Purpose Taxes	1,354,087.20
Human Resources		State Aid Revenues	61,976.03	Veteran & Senior Citizen Taxes	80,980.00
Elections		Federal Aid Revenues		Total Taxes for Rate Computation	4,351,732.19
General Administration (other)	137,479.23	State and Local Fiscal Assistance Act Utilized	84,615.00	Special District Taxes	
JUDICIARY		Sale of Acquired Property		Bank Stock Taxes	1,571.77
Municipal Courts	16,370.60	Other Miscellaneous Revenues	94,409.08	Added and Omitted Taxes	5,123.02
PUBLIC SAFETY		Other Revenues, Revenue Sharing Tax Effort	25,700.52	Total Taxes Levied - ABSTRACT	4,277,446.98
Fire Protection	84,166.00	Total	4,754,465.84	Total Taxes Billed	4,312,773.75
Police Protection	440,538.65	Prior Years Surplus Appropriated	180,000.00	1973 TAXES COLLECTED	4,158,871.10
Civil Defense & Disaster Control	8,790.00	REVENUES TOTAL	4,934,465.84	1973 Taxes Cancelled, Abated or Adjusted	48,323.63
Environmental Inspection & Control	5,002.00	CAPITAL OUTLAY TOTAL	460,581.38	Transfer to Tax Title Liens or Foreclosed	3,821.65
Other Public Safety		Public Enterprises		Balance Outstanding Dec. 31, 1973	101,757.37
PUBLIC WORKS		Recreation—Culture		PRIOR YEARS TAXES OUTSTANDING	
Streets and Drainage	264,090.00	Public Works	272,535.63	Balance January 1, 1973	45,649.12
Sewers and Sewage Processing	28,471.00	Buildings and Grounds	188,045.75	Collected in 1973	45,649.12
Garbage and Trash Disposal	166,861.00	Library and Education		Cancelled, Abated or Adjusted 1973	
Public Buildings and Grounds	33,424.52	Conservation		Transfers to Tax Title Liens or Foreclosed	
Other Public Works		All Other		Balance December 31, 1973	
HEALTH and WELFARE		CAPITAL DEBT AUTHORIZED, DECEMBER 31, 1973		TAX TITLE LIENS OUTSTANDING	
Health Services Except Environmental	27,769.00	ISSUED AND UNISSUED		Balance January 1, 1973	16,482.06
Welfare-Public Assistance	4,830.00	SCHOOL	1,741,000	Transfers From Taxes	3,821.65
Hospitals, Clinics, First Aid		Self-liquidating	2,648,675	Redeemed in 1973	1,025.18
Animal, Insect, & Rodent Control	700.00	Other	2,642,675	Cancelled, Abated or Adjusted (1973)	
Other Welfare Services		Total	4,389,675	Transfers to Foreclosed Property	
RECREATION and CONSERVATION		ISSUED AND OUTSTANDING		Balance December 31, 1973	19,278.53
Beaches and Boardwalks		School	1,741,000.00	PROPERTY ACQUIRED BY DEED OR	
Parks, Playgrounds, Shade Trees	56,759.00	Self-Liquidating		FORECLOSURE	
Land Reclamation & Conservation		Other	711,750.00	Balance January 1, 1973	17,650.00
Other Recreational Services	3,000.00	Total	2,452,750.00	Transfers From Taxes or Liens	
EDUCATION (excluding schools)		EQUALIZED VALUATION BASIS		Sale for Cash (1973)	
Libraries	45,670.00	FOR NET DEBT COMPUTATION	121,106,583.33	Cancelled, Abated or Adjusted (1973)	
Other Educational Services		REAL PROPERTY VALUATIONS		Balance December 31, 1973	17,650.00
STATUTORY EXPENDITURES		Code Class # of Parcels % VAL'N		CURRENT FINANCES DECEMBER 31, 1973	
Pensions & F. I. C. A.	101,570.00	1 Vacant Land 75 .61		ASSETS	
Employee Fringe Benefits	32,500.00	2 Residential 3115 70.85		Cash Dec. 31, 1973	374,448.62
Other Statutory Expenditures		3 Farm		Taxes Receivable	101,757.37
MUNICIPAL FUNCTIONS		4a Commercial 189 9.08		Tax Title Liens	19,278.53
CAPITAL IMPROVEMENTS	1,506,225.00	4b Industrial 30 3.08		Foreclosed Property	17,650.00
DEBT SERVICE		4c Apartments 34 16.38		Emergencies & Other Deferred Charges	61,380.00
Principal Payments	9,000.00	Total 3443		State Aid Receivable	7,735.82
Interest Payments	11,403.00	Land Area 1.30 Sq. Miles		Other Receivables	3,736.28
DEFERRED CHARGES	18,720.00	Net Valuation Taxable-Municipal	142,699,423.00	Total	585,986.62
SCHOOL, COUNTY, SPECIAL DISTRICT TAXES	3,216,664.99	Net Valuation Taxable-County	128,293,853.00	LIABILITIES, RESERVES, AND SURPLUS	
RESERVE FOR UNCOLLECTED TAXES	153,845.60	State Equalized Valuation	138,391,280.00	Cash Liabilities	263,978.21
EMERGENCY EMPLOYMENT ACT OF 1971		State Equalization Ratio	103.17	Reserves for Receivables	142,422.18
EXPENDITURES TOTAL	4,915,858.59			Surplus Dec. 31, 1973	179,586.23

1436

Population 1970 15,855  
 Population 1973 16,920  
 S & P Rating A  
 Moody Rating BAA-1

General Tax Rate Per \$100 3.49  
 State Equalized Tax Rate 3.32

## ROXBURY TOWNSHIP — MORRIS COUNTY

Form of Government:

Township Committee

Number of Members on Governing Body 5

PER CAPITA:

Gross Debt 1,240.72  
 Net Debt 327.47  
 Debt Service .08  
 Total Tax Levy 484.05  
 Municipal Expenditures 136.04

PER CENT:

Gross Debt 10.10  
 Net Debt 2.67  
 Tax Levy Collected 93.12  
 Tax Levy Cancelled, Abated or Adjusted 2.66

EXPENDITURES		REVENUES-REALIZED		1973 PROPERTY TAX	
GENERAL GOVERNMENT		1973 Property Taxes Collected		STATE EQUALIZED TAX RATE 2.50	
Governing Body & Public Boards		7,627,958.63		Local District School Taxes	6,136,823.22
Municipal Clerk				Regional & Consolidated School Tax	
Financial Administration	13,700.00	1973 Payments in Lieu of Taxes		School Taxes in Municipal Budget	
Assessment of Taxes	19,515.00	Delinquent Tax & Lien Collections		County Taxes	1,038,171.37
Collection of Taxes	29,250.00	Business Personalty Replacement Taxes		County Library Taxes	63,323.13
Planning, Housing & Development	33,750.00	Taxes from Public Utilities		Local Municipal Purpose Taxes	836,052.12
Human Resources	2,500.00	Other Miscellaneous Tax Revenues		Veteran & Senior Citizen Taxes	98,610.00
Elections	3,900.00	State Aid Revenues		Total Taxes for Rate Computation	8,172,979.84
General Administration (other)	233,530.68	Federal Aid Revenues		Special District Taxes	
JUDICIARY		State and Local Fiscal Assistance Act Utilized		Bank Stock Taxes	13,416.38
Municipal Courts	40,640.00	Sale of Acquired Property		Added and Omitted Taxes	102,387.22
PUBLIC SAFETY		Other Miscellaneous Revenues		Total Taxes Levied - ABSTRACT	8,190,173.44
Fire Protection	30,415.00	Other Revenues, Revenue Sharing Tax Effort		Total Taxes Billed	8,191,794.67
Police Protection	356,612.00	Total		1973 TAXES COLLECTED	7,627,958.63
Civil Defense & Disaster Control	5,400.00	Prior Years Surplus Appropriated		1973 Taxes Cancelled, Abated or Adjusted	218,068.86
Environmental Inspection & Control	11,650.00	REVENUES TOTAL		Transfer to Tax Title Liens or Foreclosed	177,962.72
Other Public Safety		CAPITAL OUTLAY TOTAL		Balance Outstanding Dec. 31, 1973	327,970.46
PUBLIC WORKS				PRIOR YEARS TAXES OUTSTANDING	
Streets and Drainage	363,273.06	Public Enterprises		Balance January 1, 1973	231,442.36
Sewers and Sewage Processing		Recreation—Culture		Collected in 1973	222,307.12
Garbage and Trash Disposal	142,500.00	Public Works		Cancelled, Abated or Adjusted 1973	3,351.40
Public Buildings and Grounds	48,200.00	Buildings and Grounds		Transfers to Tax Title Liens or Foreclosed	4,011.27
Other Public Works		Library and Education		Balance December 31, 1973	1,772.57
HEALTH and WELFARE		Conservation		TAX TITLE LIENS OUTSTANDING	
Health Services Except Environmental	51,670.00	All Other		Balance January 1, 1973	34,432.24
Welfare-Public Assistance	12,048.00	CAPITAL DEBT AUTHORIZED, DECEMBER 31, 1973		Transfers From Taxes	22,433.24
Hospitals, Clinics, First Aid	2,000.00	ISSUED AND UNISSUED GROSS DEBT NET DEBT		Redeemed in 1973	3,831.98
Animal, Insect, & Rodent Control		School 10,699,000 2,384,652		Cancelled, Abated or Adjusted (1973)	1,013.84
Other Welfare Services	500.00	Self-liquidating 8,394,000 1,256,216		Transfers to Foreclosed Property	
RECREATION and CONSERVATION		Other 1,900,000 1,900,000		Balance December 31, 1973	52,019.66
Beaches and Boardwalks		Total 20,993,000 5,540,868		PROPERTY ACQUIRED BY DEED OR	
Parks, Playgrounds, Shade Trees	56,920.00	ISSUED AND OUTSTANDING		FORECLOSURE	
Land Reclamation & Conservation	30,504.00	School 10,699,000.00		Balance January 1, 1973	58,700.24
Other Recreational Services	1,400.00	Self-Liquidating 7,488,000.00		Transfers From Taxes or Liens	
EDUCATION (excluding schools)		Other 1,900,000.00		Sale for Cash (1973)	31,090.00
Libraries	49,668.00	Total 20,087,000.00		Cancelled, Abated or Adjusted (1973)	
Other Educational Services	250.00	EQUALIZED VALUATION BASIS		Balance December 31, 1973	27,610.24
STATUTORY EXPENDITURES		FOR NET DEBT COMPUTATION		CURRENT FINANCES DECEMBER 31, 1973	
Pensions & F. I. C. A.	89,185.37	REAL PROPERTY VALUATIONS		ASSETS	
Employee Fringe Benefits		Code Class # of Parcels % VAL'N		Cash Dec. 31, 1973	761,678.68
Other Statutory Expenditures		1 Vacant Land 1091 8.95		Taxes Receivable	329,743.03
MUNICIPAL FUNCTIONS TOTAL	1,628,381.11	2 Residential 4755 71.97		Tax Title Liens	52,019.66
CAPITAL IMPROVEMENTS *MEMO*	206,974.25	3 Farm 25 .74		Foreclosed Property	27,610.24
DEBT SERVICE		4a Commercial 227 13.87		Emergencies & Other Deferred Charges	52,795.10
Principal Payments		4b Industrial 17 4.48		State Aid Receivable	30,202.00
Interest Payments	1,413.35	4c Apartments		Other Receivables	30,360.86
DEFERRED CHARGES	165,687.63	Total 6115		Total	1,284,409.57
SCHOOL, COUNTY, SPECIAL DISTRICT TAXES	7,238,317.72	Land Area 21.46 Sq. Miles		LIABILITIES, RESERVES, AND SURPLUS	
RESERVE FOR UNCOLLECTED TAXES	482,883.74	Net Valuation Taxable-Municipal		Cash Liabilities	365,466.61
EMERGENCY EMPLOYMENT ACT OF 1971	23,448.50	Net Valuation Taxable-County		Reserves for Receivables	439,733.79
EXPENDITURES TOTAL	9,540,132.10	State Equalized Valuation		Surplus Dec. 31, 1973	479,209.17
		State Equalization Ratio		Total	1,284,409.57

1342

Population 1970 7,435  
 Population 1973 7,745  
 S & P Rating A  
 Moody Rating A

General Tax Rate Per \$100. 4.20  
 State Equalized Tax Rate 3.55

RUMSON BOROUGH — MONMOUTH COUNTY  
 Form of Government:  
 Borough Council  
 Number of Members on Governing Body 6

PER CAPITA:  
 Gross Debt 1,639.28  
 Net Debt 1,152.93  
 Debt Service 64.19  
 Total Tax Levy 615.17  
 Municipal Expenditures 246.69  
 PER CENT:  
 Gross Debt 10.21  
 Net Debt 7.18  
 Tax Levy Collected 94.33  
 Tax Levy Cancelled, Abated or Adjusted .26

EXPENDITURES		REVENUES-REALIZED		1973 PROPERTY TAX	
<b>GENERAL GOVERNMENT</b>				<b>STATE EQUALIZED TAX RATE</b> 1.51	
Governing Body & Public Boards		1973 Property Taxes Collected	4,495,612.45	Local District School Taxes	1,354,600.00
Municipal Clerk		1973 Payments in Lieu of Taxes		Regional & Consolidated School Tax	1,368,182.86
Financial Administration	5,000.00	Delinquent Tax & Lien Collections	182,406.86	School Taxes in Municipal Budget	
Assessment of Taxes	25,990.00	Business Personalty Replacement Taxes	17,215.15	County Taxes	.62 829,177.91
Collection of Taxes	20,550.00	Taxes from Public Utilities	167,841.22	County Library Taxes	.02 32,015.79
Planning, Housing & Development	8,120.00	Other Miscellaneous Tax Revenues		Local Municipal Purpose Taxes	.85 1,136,814.33
Human Resources	2,000.00	State Aid Revenues	31,399.03	Veteran & Senior Citizen Taxes	.03 46,570.00
Elections	1,438.47	Federal Aid Revenues	47,398.00	Total Taxes for Rate Computation	3.55 4,767,360.89
General Administration (other)	99,960.00	State and Local Fiscal Assistance Act Utilized		Special District Taxes	
<b>JUDICIARY</b>		Sale of Acquired Property	379,128.48	Bank Stock Taxes	1,884.67
Municipal Courts	9,430.00	Other Miscellaneous Revenues	60,935.74	Added and Omitted Taxes	41,778.94
<b>PUBLIC SAFETY</b>		Other Revenues, Revenue Sharing Tax Effort	5,381,936.93	Total Taxes Levied - ABSTRACT	4,764,454.50
Fire Protection	34,010.00	REVENUES TOTAL	5,591,936.93	Total Taxes Billed	4,765,715.30
Police Protection	216,797.83			1973 TAXES COLLECTED	4,495,612.45
Civil Defense & Disaster Control				1973 Taxes Cancelled, Abated or Adjusted	12,371.18
Environmental Inspection & Control	22,630.00			Transfer to Tax Title Liens or Foreclosed	2,473.28
Other Public Safety				Balance Outstanding Dec. 31, 1973	255,258.39
<b>PUBLIC WORKS</b>		<b>CAPITAL OUTLAY</b> TOTAL	372,408.78		
Streets and Drainage	304,365.90	Public Enterprises		<b>PRIOR YEARS TAXES OUTSTANDING</b>	
Sewers and Sewage Processing	20,000.00	Recreation—Culture		Balance January 1, 1973	262,855.45
Garbage and Trash Disposal	106,335.00	Public Works	367,258.78	Collected in 1973	179,929.94
Public Buildings and Grounds	26,830.00	Buildings and Grounds	5,150.00	Cancelled, Abated or Adjusted 1973	10.94
Other Public Works	2,200.00	Library and Education		Transfers to Tax Title Liens or Foreclosed	
<b>HEALTH and WELFARE</b>		Conservation		Balance December 31, 1973	82,914.57
Health Services Except Environmental	11,380.00	All Other		<b>TAX TITLE LIENS OUTSTANDING</b>	
Welfare-Public Assistance	3,125.00			Balance January 1, 1973	8,577.23
Hospitals, Clinics, First Aid	1,500.00			Transfers From Taxes	2,573.28
Animal, Insect, & Rodent Control	5,700.00			Redeemed in 1973	2,476.92
Other Welfare Services				Cancelled, Abated or Adjusted (1973)	
<b>RECREATION and CONSERVATION</b>		<b>CAPITAL DEBT AUTHORIZED, DECEMBER 31, 1973</b>		Transfers to Foreclosed Property	
Beaches and Boardwalks		ISSUED AND UNISSUED GROSS DEBT NET DEBT		Balance December 31, 1973	8,673.59
Parks, Playgrounds, Shade Trees	12,900.00	School 3,616,202	8,929,463	<b>PROPERTY ACQUIRED BY DEED OR FORECLOSURE</b>	
Land Reclamation & Conservation	1,760.00	Self-liquidating 9,080,000	8,929,463	Balance January 1, 1973	5,800.00
Other Recreational Services	20,455.00	Other 12,696,202		Transfers From Taxes or Liens	
<b>EDUCATION (excluding schools)</b>		ISSUED AND OUTSTANDING		Sale for Cash (1973)	
Libraries	17,500.00	School 1,724,202.48		Cancelled, Abated or Adjusted (1973)	
Other Educational Services		Self-Liquidating 8,500,000.00		Balance December 31, 1973	5,800.00
<b>STATUTORY EXPENDITURES</b>		Other 10,224,202.48		<b>CURRENT FINANCES DECEMBER 31, 1973</b>	
Pensions & F. I. C. A.	83,800.00	EQUALIZED VALUATION BASIS		ASSETS	
Employee Fringe Benefits	17,350.00	FOR NET DEBT COMPUTATION	124,405,790.67	Cash Dec. 31, 1973	2,256,488.44
Other Statutory Expenditures		<b>REAL PROPERTY VALUATIONS</b>		Taxes Receivable	338,172.96
<b>MUNICIPAL FUNCTIONS</b>		Code Class # of Parcels % VAL'N		Tax Title Liens	8,673.59
<b>CAPITAL IMPROVEMENTS</b>		1 Vacant Land 234 4.06	4,583,800.00	Foreclosed Property	5,800.00
<b>DEBT SERVICE</b>		2 Residential 2164 90.75	102,471,700.00	Emergencies & Other Deferred Charges	54,000.00
Principal Payments	145,000.00	3 Farm 1 .01	12,200.00	State Aid Receivable	
Interest Payments	352,117.50	4a Commercial 85 4.96	5,600,600.00	Other Receivables	13,925.13
<b>DEFERRED CHARGES</b>		4b Industrial		Total	2,677,060.12
SCHOOL, COUNTY, SPECIAL DISTRICT TAXES	27,000.00	4c Apartments 4 .22	251,000.00	<b>LIABILITIES, RESERVES, AND SURPLUS</b>	
RESERVE FOR UNCOLLECTED TAXES	3,583,976.56	Total 2488	112,919,300.00	Cash Liabilities	365,399.33
EMERGENCY EMPLOYMENT ACT OF 1971	305,389.00	Land Area 5.20 Sq. Miles		Reserves for Receivables	366,571.68
<b>EXPENDITURES</b>		Net Valuation Taxable-Municipal	113,714,715.00	Surplus Dec. 31, 1973	1,944,589.11
TOTAL	5,494,610.26	Net Valuation Taxable-County	127,098,650.00	Total	2,677,060.12
		State Equalized Valuation	134,331,327.00		
		State Equalization Ratio	84.58		

0430

Population 1970 10,505  
 Population 1973 10,740  
 S & P Rating  
 Moody Rating

General Tax Rate Per \$100. 5.16  
 State Equalized Tax Rate 3.12

## RUNNEMEDE BOROUGH — CAMDEN COUNTY

Form of Government:

Borough Council

Number of Members on Governing Body 6

PER CAPITA:

Gross Debt 88.99  
 Net Debt 15.98  
 Debt Service 1.82  
 Total Tax Levy 195.43  
 Municipal Expenditures 70.18

PER CENT:

Gross Debt 1.57  
 Net Debt .28  
 Tax Levy Collected 97.16  
 Tax Levy Cancelled, Abated or Adjusted .02

EXPENDITURES		REVENUES-REALIZED		1973 PROPERTY TAX	
GENERAL GOVERNMENT		1973 Property Taxes Collected		STATE EQUALIZED TAX RATE	
Governing Body & Public Boards		2,039,272.96		Local District School Taxes .98	
Municipal Clerk		14,105.82		Regional & Consolidated School Tax .74	
Financial Administration	5,450.00	39,749.68		School Taxes in Municipal Budget	
Assessment of Taxes	6,475.00	53,052.51		County Taxes .92	
Collection of Taxes	20,445.00	177,741.45		County Library Taxes	
Planning, Housing & Development	6,425.00	42,392.99		Local Municipal Purpose Taxes .38	
Human Resources		22,962.02		Veteran & Senior Citizen Taxes .10	
Elections	1,500.00	63,350.00		Total Taxes for Rate Computation 3.12	
General Administration (other)	81,241.01	41,820.75		Special District Taxes	
JUDICIARY		19,494.19		Bank Stock Taxes	
Municipal Courts	5,610.00	2,513,942.37		Added and Omitted Taxes	
PUBLIC SAFETY		145,000.00		Total Taxes Levied - ABSTRACT	
Fire Protection	21,820.00	2,658,942.37		Total Taxes Billed	
Police Protection	223,057.23	CAPITAL OUTLAY TOTAL		1973 TAXES COLLECTED	
Civil Defense & Disaster Control	775.00	87,552.52		1973 Taxes Cancelled, Abated or Adjusted	
Environmental Inspection & Control	3,500.00	Public Enterprises		Transfer to Tax Title Liens or Foreclosed	
Other Public Safety		Recreation—Culture		Balance Outstanding Dec. 31, 1973	
PUBLIC WORKS		Public Works		PRIOR YEARS TAXES OUTSTANDING	
Streets and Drainage	121,267.90	Buildings and Grounds		Balance January 1, 1973	
Sewers and Sewage Processing		Library and Education		Collected in 1973	
Garbage and Trash Disposal	9,740.25	Conservation		Cancelled, Abated or Adjusted 1973	
Public Buildings and Grounds	6,000.00	All Other		Transfers to Tax Title Liens or Foreclosed	
Other Public Works	6,000.00	CAPITAL DEBT AUTHORIZED, DECEMBER 31, 1973		Balance December 31, 1973	
HEALTH and WELFARE		ISSUED AND UNISSUED GROSS DEBT NET DEBT		TAX TITLE LIENS OUTSTANDING	
Health Services Except Environmental	4,700.00	School 784,138		Balance January 1, 1973	
Welfare-Public Assistance	2,580.00	Self-liquidating 171,665		Transfers From Taxes	
Hospitals, Clinics, First Aid		Other 171,665		Redeemed in 1973	
Animal, Insect, & Rodent Control		Total 955,803		Cancelled, Abated or Adjusted (1973)	
Other Welfare Services		ISSUED AND OUTSTANDING		Transfers to Foreclosed Property	
RECREATION and CONSERVATION		School 784,138.40		Balance December 31, 1973	
Beaches and Boardwalks		Self-Liquidating 169,000.00		PROPERTY ACQUIRED BY DEED OR FORECLOSURE	
Parks, Playgrounds, Shade Trees		Other 953,138.40		Balance January 1, 1973	
Land Reclamation & Conservation		EQUALIZED VALUATION BASIS		Transfers From Taxes or Liens	
Other Recreational Services	23,425.00	FOR NET DEBT COMPUTATION		Sale for Cash (1973)	
EDUCATION (excluding schools)		REAL PROPERTY VALUATIONS		Cancelled, Abated or Adjusted (1973)	
Libraries	13,614.00	Code Class # of Parcels % VAL'N ASSESSED VALUATION		Balance December 31, 1973	
Other Educational Services		1 Vacant Land 114 .79 322,500.00		CURRENT FINANCES DECEMBER 31, 1973	
STATUTORY EXPENDITURES		2 Residential 2328 70.01 28,694,250.00		ASSETS	
Pensions & F. I. C. A.	32,275.00	3 Farm 6,093,975.00		Cash Dec. 31, 1973	
Employee Fringe Benefits	14,000.00	4a Commercial 160 14.88 6,093,975.00		Taxes Receivable	
Other Statutory Expenditures		4b Industrial 9 2.36 568,950.00		Tax Title Liens	
MUNICIPAL FUNCTIONS		4c Apartments 21 11.95 4,899,250.00		Foreclosed Property	
CAPITAL IMPROVEMENTS	609,910.39	Total 2632 40,983,925.00		Emergencies & Other Deferred Charges	
DEBT SERVICE		Land Area 2.00 Sq. Miles		State Aid Receivable	
Principal Payments	15,000.00	Net Valuation Taxable-Municipal		Other Receivables	
Interest Payments	4,600.00	Net Valuation Taxable-County		Total	
DEFERRED CHARGES		State Equalized Valuation		LIABILITIES, RESERVES, AND SURPLUS	
SCHOOL, COUNTY, SPECIAL DISTRICT TAXES	20,474.70	State Equalization Ratio		Cash Liabilities	
RESERVE FOR UNCOLLECTED TAXES	1,816,528.99			Reserves for Receivables	
EMERGENCY EMPLOYMENT ACT OF 1971	79,408.30			Surplus Dec. 31, 1973	
EXPENDITURES				Total	
TOTAL	2,570,646.51				

0256

Population 1970 20,835  
 Population 1973 20,810  
 S & P Rating  
 Moody Rating

General Tax Rate Per \$100. 3.53  
 State Equalized Tax Rate 2.74

RUTHERFORD BOROUGH — BERGEN COUNTY  
 Form of Government:  
 Borough Council  
 Number of Members on Governing Body 6

PER CAPITA:  
 Gross Debt 68.09  
 Net Debt 54.06  
 Debt Service 1.00  
 Total Tax Levy 302.43  
 Municipal Expenditures 143.63

PER CENT:  
 Gross Debt .69  
 Net Debt .55  
 Tax Levy Collected 98.55  
 Tax Levy Cancelled, Abated or Adjusted .11

EXPENDITURES		REVENUES-REALIZED		1973 PROPERTY TAX	
GENERAL GOVERNMENT				STATE EQUALIZED TAX RATE 1.39	3,681,569.35
Governing Body & Public Boards		1973 Property Taxes Collected	6,216,991.20	Local District School Taxes	
Municipal Clerk		1973 Payments in Lieu of Taxes	3,528.58	Regional & Consolidated School Tax	
Financial Administration	10,000.00	Delinquent Tax & Lien Collections	62,594.88	School Taxes in Municipal Budget	
Assessment of Taxes	25,972.00	Business Personalty Replacement Taxes	109,553.07	County Taxes	.35 810,303.54
Collection of Taxes	53,895.00	Taxes from Public Utilities	307,203.63	County Library Taxes	
Planning, Housing & Development	6,250.00	Other Miscellaneous Tax Revenues	13,857.00	Local Municipal Purpose Taxes	.76 1,753,157.93
Human Resources		State Aid Revenues	81,142.21	Veteran & Senior Citizen Taxes	.05 109,770.00
Elections		Federal Aid Revenues	27,080.47	Total Taxes for Rate Computation	2.75 6,354,800.82
General Administration (other)	233,092.00	State and Local Fiscal Assistance Act Utilized	297,519.00	Special District Taxes	
JUDICIARY		Sale of Acquired Property		Bank Stock Taxes	29,296.56
Municipal Courts	51,567.00	Other Miscellaneous Revenues	305,282.67	Added and Omitted Taxes	19,288.18
PUBLIC SAFETY		Other Revenues, Revenue Sharing Tax Effort	47,181.69	Total Taxes Levied - ABSTRACT	6,293,615.56
Fire Protection	103,150.00	Total	7,471,934.40	Total Taxes Billed	6,308,379.17
Police Protection	727,715.00	Prior Years Surplus Appropriated	380,000.00	1973 TAXES COLLECTED	6,216,991.20
Civil Defense & Disaster Control	3,700.00	REVENUES TOTAL	7,851,934.40	1973 Taxes Cancelled, Abated or Adjusted	6,989.31
Environmental Inspection & Control	23,267.00	CAPITAL OUTLAY TOTAL	142,120.13	Transfer to Tax Title Liens or Foreclosed	10,747.50
Other Public Safety		Public Enterprises		Balance Outstanding Dec. 31, 1973	73,651.16
PUBLIC WORKS		Recreation—Culture	13.34	PRIOR YEARS TAXES OUTSTANDING	
Streets and Drainage	273,892.00	Public Works	92,232.41	Balance January 1, 1973	64,490.28
Sewers and Sewage Processing	94,125.00	Buildings and Grounds	49,101.76	Collected in 1973	62,594.88
Garbage and Trash Disposal	251,775.00	Library and Education	772.62	Cancelled, Abated or Adjusted 1973	
Public Buildings and Grounds	61,311.00	Conservation		Transfers to Tax Title Liens or Foreclosed	123.95
Other Public Works		All Other		Balance December 31, 1973	1,771.45
HEALTH and WELFARE				TAX TITLE LIENS OUTSTANDING	
Health Services Except Environmental	70,920.00			Balance January 1, 1973	30,868.22
Welfare-Public Assistance	10,050.00			Transfers From Taxes	10,886.06
Hospitals, Clinics, First Aid				Redeemed in 1973	
Animal, Insect, & Rodent Control				Cancelled, Abated or Adjusted (1973)	
Other Welfare Services				Transfers to Foreclosed Property	
RECREATION and CONSERVATION				Balance December 31, 1973	41,754.28
Beaches and Boardwalks				PROPERTY ACQUIRED BY DEED OR FORECLOSURE	
Parks, Playgrounds, Shade Trees	116,601.00			Balance January 1, 1973	7,925.00
Land Reclamation & Conservation	101,927.00			Transfers From Taxes or Liens	
Other Recreational Services				Sale for Cash (1973)	
EDUCATION (excluding schools)				Cancelled, Abated or Adjusted (1973)	
Libraries	155,968.00			Balance December 31, 1973	7,925.00
Other Educational Services	2,000.00			CURRENT FINANCES DECEMBER 31, 1973	
STATUTORY EXPENDITURES				ASSETS	
Pensions & F. I. C. A.	247,000.00			Cash Dec. 31, 1973	1,128,188.91
Employee Fringe Benefits	70,000.00			Taxes Receivable	75,422.61
Other Statutory Expenditures				Tax Title Liens	41,754.28
MUNICIPAL FUNCTIONS	2,694,177.00			Foreclosed Property	7,925.00
CAPITAL IMPROVEMENTS	257,283.00			Emergencies & Other Deferred Charges	
DEBT SERVICE				State Aid Receivable	22,419.12
Principal Payments	20,000.00			Other Receivables	3,000.00
Interest Payments	750.00			Total	1,278,709.92
DEFERRED CHARGES				LIABILITIES, RESERVES, AND SURPLUS	
SCHOOL, COUNTY, SPECIAL DISTRICT TAXES	4,491,872.89			Cash Liabilities	585,578.75
RESERVE FOR UNCOLLECTED TAXES	250,778.70			Reserves for Receivables	128,626.89
EMERGENCY EMPLOYMENT ACT OF 1971	22,510.00			Surplus Dec. 31, 1973	564,504.28
EXPENDITURES TOTAL	7,480,088.59			Total	1,278,709.92

0257

Population 1970 16,010  
 Population 1973 16,350  
 S & P Rating RBB  
 Moody Rating BAA

General Tax Rate Per \$100. 3.65  
 State Equalized Tax Rate 2.40

## SADDLE BROOK TOWNSHIP — BERGEN COUNTY

Form of Government:

Mayor-Council Plan B (OMCL50)

Number of Members on Governing Body 7

PER CAPITA:

Gross Debt 407.09  
 Net Debt 270.45  
 Debt Service 21.64  
 Total Tax Levy 312.44  
 Municipal Expenditures 145.59

PER CENT:

Gross Debt 3.49  
 Net Debt 2.32  
 Tax Levy Collected 98.18  
 Tax Levy Cancelled, Abated or Adjusted .01

EXPENDITURES		REVENUES-REALIZED		1973 PROPERTY TAX	
GENERAL GOVERNMENT		1973 Property Taxes Collected		STATE EQUALIZED TAX RATE 1.47	
Governing Body & Public Boards	14,800.00	1973 Payments in Lieu of Taxes	5,023,374.77	Local District School Taxes	3,176,936.00
Municipal Clerk	15,744.00	Delinquent Tax & Lien Collections	107,294.98	Regional & Consolidated School Tax	
Financial Administration	31,093.00	Business Personality Replacement Taxes	280,477.57	School Taxes in Municipal Budget	
Assessment of Taxes	7,885.00	Taxes from Public Utilities	323,911.37	County Taxes	757,767.53
Collection of Taxes	16,495.00	Other Miscellaneous Tax Revenues		County Library Taxes	
Planning, Housing & Development	1,700.00	State Aid Revenues	63,010.95	Local Municipal Purpose Taxes	1,139,459.12
Human Resources		Federal Aid Revenues	39,131.00	Veteran & Senior Citizen Taxes	104,860.00
Elections	10,270.00	State and Local Fiscal Assistance Act Utilized	258,996.00	Total Taxes for Rate Computation	5,179,022.65
General Administration (other)	134,986.00	Sale of Acquired Property		Special District Taxes	
JUDICIARY		Other Miscellaneous Revenues	186,722.57	Bank Stock Taxes	10,938.90
Municipal Courts	8,248.00	Other Revenues, Revenue Sharing Tax Effort	54,596.15	Added and Omitted Taxes	23,295.97
PUBLIC SAFETY		Total	6,337,515.36	Total Taxes Levied - ABSTRACT	5,108,397.52
Fire Protection	57,000.00	Prior Years Surplus Appropriated	160,000.00	Total Taxes Billed	5,116,676.15
Police Protection	427,387.00	REVENUES TOTAL	6,497,515.36	1973 TAXES COLLECTED	5,023,374.77
Civil Defense & Disaster Control	5,000.00	CAPITAL OUTLAY TOTAL	203,353.69	1973 Taxes Cancelled, Abated or Adjusted	310.87
Environmental Inspection & Control	14,661.00	Public Enterprises		Transfer to Tax Title Liens or Foreclosed	1,832.30
Other Public Safety		Recreation—Culture		Balance Outstanding Dec. 31, 1973	91,158.21
PUBLIC WORKS		Public Works	144,026.19	PRIOR YEARS TAXES OUTSTANDING	
Streets and Drainage	235,470.00	Buildings and Grounds	59,332.50	Balance January 1, 1973	127,660.61
Sewers and Sewage Processing	107,524.34	Library and Education		Collected in 1973	105,051.61
Garbage and Trash Disposal	201,662.00	Conservation		Cancelled, Abated or Adjusted 1973	
Public Buildings and Grounds	134,485.00	All Other		Transfers to Tax Title Liens or Foreclosed	
Other Public Works		CAPITAL DEBT AUTHORIZED, DECEMBER 31, 1973		Balance December 31, 1973	22,609.00
HEALTH and WELFARE		ISSUED AND UNISSUED		TAX TITLE LIENS OUTSTANDING	
Health Services Except Environmental	16,575.00	School	1,711,000	Balance January 1, 1973	11,496.37
Welfare—Public Assistance	2,300.00	Self-liquidating	167,550	Transfers From Taxes	1,832.30
Hospitals, Clinics, First Aid		Other	4,777,364	Redeemed in 1973	2,243.37
Animal, Insect, & Rodent Control		Total	6,655,914	Cancelled, Abated or Adjusted (1973)	
Other Welfare Services		ISSUED AND OUTSTANDING		Transfers to Foreclosed Property	1,360.80
RECREATION and CONSERVATION		School	1,711,000.00	Balance December 31, 1973	9,724.50
Beaches and Boardwalks		Self-Liquidating	102,000.00	PROPERTY ACQUIRED BY DEED OR FORECLOSURE	
Parks, Playgrounds, Shade Trees	45,500.00	Other	4,702,474.00	Balance January 1, 1973	34,649.00
Land Reclamation & Conservation		Total	6,515,474.00	Transfers From Taxes or Liens	
Other Recreational Services	5,300.00	EQUALIZED VALUATION BASIS		Sale for Cash (1973)	
EDUCATION (excluding schools)		FOR NET DEBT COMPUTATION	190,923,448.33	Cancelled, Abated or Adjusted (1973)	
Libraries	56,567.00	REAL PROPERTY VALUATIONS		Balance December 31, 1973	34,649.00
Other Educational Services		Code Class # of Parcels % VAL'N		CURRENT FINANCES DECEMBER 31, 1973	
STATUTORY EXPENDITURES		1 Vacant Land 157 2.39		ASSETS	
Pensions & F. I. C. A.	81,419.72	2 Residential 3738 62.10		Cash Dec. 31, 1973	663,163.65
Employee Fringe Benefits	34,260.00	3 Farm		Taxes Receivable	113,767.21
Other Statutory Expenditures		4a Commercial 95 14.77		Tax Title Liens	9,724.50
MUNICIPAL FUNCTIONS TOTAL	1,666,332.06	4b Industrial 83 18.25		Foreclosed Property	34,649.00
CAPITAL IMPROVEMENTS *MEMO*	130,000.00	4c Apartments 4 2.49		Emergencies & Other Deferred Charges	11,771.00
DEBT SERVICE		Total 4077		State Aid Receivable	15,539.96
Principal Payments	160,000.00	Land Area 2.70 Sq. Miles		Other Receivables	15,103.48
Interest Payments	193,732.50	Net Valuation Taxable-Municipal	142,191,537.00	Total	863,718.80
DEFERRED CHARGES	168,316.64	Net Valuation Taxable-County	198,891,453.00	LIABILITIES, RESERVES, AND SURPLUS	
SCHOOL, COUNTY, SPECIAL DISTRICT TAXES	3,934,703.53	State Equalized Valuation	215,175,220.00	Cash Liabilities	402,645.29
RESERVE FOR UNCOLLECTED TAXES	153,052.77	State Equalization Ratio	65.91	Reserves for Receivables	173,244.19
EMERGENCY EMPLOYMENT ACT OF 1971	38,976.00			Surplus Dec. 31, 1973	287,829.32
EXPENDITURES TOTAL	6,315,113.50			Total	863,718.80

0258

Population 1970 2,440  
 Population 1973 2,475  
 S & P Rating  
 Moody Rating

General Tax Rate Per \$100 2.14  
 State Equalized Tax Rate 1.65

**SADDLE RIVER BOROUGH — BERGEN COUNTY**  
**Form of Government:**  
**Borough Council**  
**Number of Members on Governing Body 6**

PER CAPITA: 185.82  
 Gross Debt 46.07  
 Net Debt 4.04  
 Debt Service 585.00  
 Total Tax Levy 275.41  
 Municipal Expenditures

PER CENT: .58  
 Gross Debt .14  
 Net Debt 97.56  
 Tax Levy Collected  
 Tax Levy Cancelled, Abated or Adjusted .09

EXPENDITURES		REVENUES-REALIZED		1973 PROPERTY TAX	
<b>GENERAL GOVERNMENT</b>				<b>STATE EQUALIZED TAX RATE — .62</b>	
Governing Body & Public Boards		1973 Property Taxes Collected	1,414,211.30	Local District School Taxes	799,345.24
Municipal Clerk		1973 Payments in Lieu of Taxes		Regional & Consolidated School Tax	
Financial Administration	7,300.00	Delinquent Tax & Lien Collections	34,580.55	School Taxes in Municipal Budget	
Assessment of Taxes	6,000.00	Business Personalty Replacement Taxes	3,976.97	County Taxes	307,631.32
Collection of Taxes	10,300.00	Taxes from Public Utilities	76,838.91	County Library Taxes	
Planning, Housing & Development	6,550.00	Other Miscellaneous Tax Revenues		Local Municipal Purpose Taxes	322,482.88
Human Resources		State Aid Revenues	9,611.76	Veteran & Senior Citizen Taxes	11,300.00
Elections		Federal Aid Revenues		Total Taxes for Rate Computation	1,440,759.44
General Administration (other)	56,000.00	State and Local Fiscal Assistance Act Utilized	12,818.75	Special District Taxes	
<b>JUDICIARY</b>		Sale of Acquired Property		Bank Stock Taxes	3,567.12
Municipal Courts	3,550.00	Other Miscellaneous Revenues	50,268.55	Added and Omitted Taxes	14,857.84
<b>PUBLIC SAFETY</b>		Other Revenues, Revenue Sharing Tax Effort	5,600.93	Total Taxes Levied - ABSTRACT	1,447,884.40
Fire Protection	17,750.00	Total	1,607,907.72	Total Taxes Billed	1,449,606.73
Police Protection	155,700.00	Prior Years Surplus Appropriated	209,000.00	1973 TAXES COLLECTED	1,414,211.30
Civil Defense & Disaster Control	250.00	REVENUES TOTAL	1,816,907.72	1973 Taxes Cancelled, Abated or Adjusted	1,245.29
Environmental Inspection & Control	4,400.00	CAPITAL OUTLAY TOTAL	45,056.30	Transfer to Tax Title Liens or Foreclosed	
Other Public Safety		Public Enterprises		Balance Outstanding Dec. 31, 1973	34,150.14
<b>PUBLIC WORKS</b>		Recreation—Culture	2,487.80	<b>PRIOR YEARS TAXES OUTSTANDING</b>	
Streets and Drainage	49,400.00	Public Works	42,568.50	Balance January 1, 1973	34,600.55
Sewers and Sewage Processing		Buildings and Grounds		Collected in 1973	34,580.55
Garbage and Trash Disposal	76,300.00	Library and Education		Cancelled, Abated or Adjusted 1973	20.00
Public Buildings and Grounds	18,100.00	Conservation		Transfers to Tax Title Liens or Foreclosed	
Other Public Works	2,500.00	All Other		Balance December 31, 1973	
<b>HEALTH and WELFARE</b>		CAPITAL DEBT AUTHORIZED, DECEMBER 31, 1973		<b>TAX TITLE LIENS OUTSTANDING</b>	
Health Services Except Environmental	9,650.00	ISSUED AND UNISSUED		Balance January 1, 1973	
Welfare-Public Assistance	750.00	School	325,000.00	Transfers From Taxes	
Hospitals, Clinics, First Aid	1,250.00	Self-liquidating		Redeemed in 1973	
Animal, Insect, & Rodent Control		Other	134,900	Cancelled, Abated or Adjusted (1973)	
Other Welfare Services		Total	459,900	Transfers to Foreclosed Property	
<b>RECREATION and CONSERVATION</b>		ISSUED AND OUTSTANDING		Balance December 31, 1973	
Beaches and Boardwalks		School	325,000.00	<b>PROPERTY ACQUIRED BY DEED OR FORECLOSURE</b>	
Parks, Playgrounds, Shade Trees	3,500.00	Self-Liquidating		Balance January 1, 1973	10,000.00
Land Reclamation & Conservation	22,000.00	Other	89,900.00	Transfers From Taxes or Liens	
Other Recreational Services	6,200.00	Total	414,900.00	Sale for Cash (1973)	
<b>EDUCATION (excluding schools)</b>		EQUALIZED VALUATION BASIS		Cancelled, Abated or Adjusted (1973)	
Libraries		FOR NET DEBT COMPUTATION	79,842,601.00	Balance December 31, 1973	10,000.00
Other Educational Services	500.00	REAL PROPERTY VALUATIONS		<b>CURRENT FINANCES DECEMBER 31, 1973</b>	
<b>STATUTORY EXPENDITURES</b>		Code Class # of Parcels % VAL'N		<b>ASSETS</b>	
Pensions & F. I. C. A.	27,000.00	1 Vacant Land 203 11.16	7,472,600.00	Cash Dec. 31, 1973	519,569.56
Employee Fringe Benefits	5,500.00	2 Residential 762 86.23	57,744,150.00	Taxes Receivable	34,150.14
Other Statutory Expenditures		3 Farm 11 1.22	821,100.00	Tax Title Liens	
<b>MUNICIPAL FUNCTIONS</b>		4a Commercial 15 1.39	930,100.00	Foreclosed Property	10,000.00
<b>CAPITAL IMPROVEMENTS</b>		4b Industrial		Emergencies & Other Deferred Charges	26,000.00
<b>DEBT SERVICE</b>		4c Apartments		State Aid Receivable	10,444.99
Principal Payments	5,000.00	Total 991	66,967,950.00	Other Receivables	
Interest Payments	5,000.00	Land Area 4.90 Sq. Miles		Total	600,164.69
<b>DEFERRED CHARGES</b>		Net Valuation Taxable-Municipal	67,390,316.00	<b>LIABILITIES, RESERVES, AND SURPLUS</b>	
<b>SCHOOL, COUNTY, SPECIAL DISTRICT TAXES</b>		Net Valuation Taxable-County	80,611,249.00	Cash Liabilities	278,767.09
<b>RESERVE FOR UNCOLLECTED TAXES</b>		State Equalized Valuation	87,157,180.00	Reserves for Receivables	44,150.14
<b>EMERGENCY EMPLOYMENT ACT OF 1971</b>		State Equalization Ratio	77.21	Surplus Dec. 31, 1973	277,247.46
<b>EXPENDITURES TOTAL</b>	1,788,626.56			Total	600,164.69

1712

Population 1970 7,660  
 Population 1973 7,915  
 S & P Rating  
 Moody Rating BAA

General Tax Rate Per \$100. 6.20  
 State Equalized Tax Rate 5.97

## SALEM CITY — SALEM COUNTY

Form of Government:

Special Charter (P.L. 1858 c.65)

Number of Members on Governing Body 9

PER CAPITA: 583.57  
 Gross Debt 195.63  
 Net Debt 39.22  
 Debt Service 236.70  
 Total Tax Levy 157.63  
 Municipal Expenditures

PER CENT: 15.70  
 Gross Debt 5.26  
 Net Debt 91.20  
 Tax Levy Collected  
 Tax Levy Cancelled, Abated or Adjusted .94

EXPENDITURES		REVENUES-REALIZED		1973 PROPERTY TAX	
GENERAL GOVERNMENT				STATE EQUALIZED TAX RATE 3.13	
Governing Body & Public Boards		1973 Property Taxes Collected 1,713,169.87		Local District School Taxes	989,768.00
Municipal Clerk				Regional & Consolidated School Tax	
Financial Administration	15,600.00	1973 Payments in Lieu of Taxes 130,908.41		School Taxes in Municipal Budget .64	201,163.00
Assessment of Taxes	7,174.00	Delinquent Tax & Lien Collections 212,568.34		County Taxes .91	286,740.12
Collection of Taxes	11,900.00	Business Personalty Replacement Taxes 156,785.66		County Library Taxes	
Planning, Housing & Development	9,619.00	Taxes from Public Utilities		Local Municipal Purpose Taxes 1.20	379,685.81
Human Resources		Other Miscellaneous Tax Revenues		Veteran & Senior Citizen Taxes .10	31,720.00
Elections		State Aid Revenues 142,083.44		Total Taxes for Rate Computation 5.98	1,889,076.93
General Administration (other)	58,650.00	Federal Aid Revenues		Special District Taxes	
JUDICIARY		State and Local Fiscal Assistance Act Utilized 48,686.00		Bank Stock Taxes	8,210.87
Municipal Courts	13,400.00	Sale of Acquired Property		Added and Omitted Taxes	7,901.90
PUBLIC SAFETY		Other Miscellaneous Revenues 75,749.75		Total Taxes Levied - ABSTRACT	1,873,469.70
Fire Protection	28,100.00	Other Revenues, Revenue Sharing Tax Effort 19,753.03		Total Taxes Billed	1,878,400.30
Police Protection	248,750.00	Prior Years Surplus Appropriated 217,778.71		1973 TAXES COLLECTED	1,713,169.87
Civil Defense & Disaster Control	600.00	REVENUES TOTAL 2,717,483.21		1973 Taxes Cancelled, Abated or Adjusted	17,563.30
Environmental Inspection & Control	14,569.00	CAPITAL OUTLAY TOTAL 462,441.41		Transfer to Tax Title Liens or Foreclosed	15,491.80
Other Public Safety				Balance Outstanding Dec. 31, 1973	132,175.33
PUBLIC WORKS				PRIOR YEARS TAXES OUTSTANDING	
Streets and Drainage	140,500.00	Public Enterprises 23,358.95		Balance January 1, 1973	132,591.09
Sewers and Sewage Processing		Recreation—Culture 9,056.00		Collected in 1973	123,181.09
Garbage and Trash Disposal	23,000.00	Public Works 239,484.59		Cancelled, Abated or Adjusted 1973	712.99
Public Buildings and Grounds	13,000.00	Buildings and Grounds 7,575.00		Transfers to Tax Title Liens or Foreclosed	8,606.91
Other Public Works		Library and Education 182,966.87		Balance December 31, 1973	90.10
HEALTH and WELFARE				TAX TITLE LIENS OUTSTANDING	
Health Services Except Environmental	4,700.00	CAPITAL DEBT AUTHORIZED, DECEMBER 31, 1973		Balance January 1, 1973	13,662.24
Welfare-Public Assistance	3,800.00	ISSUED AND UNISSUED GROSS DEBT NET DEBT		Transfers From Taxes	25,288.91
Hospitals, Clinics, First Aid	2,000.00	School 3,533,000 1,499,521		Redeemed in 1973	7,727.32
Animal, Insect, & Rodent Control	3,500.00	Self-liquidating 1,037,000		Cancelled, Abated or Adjusted (1973)	
Other Welfare Services		Other 48,924 48,924		Transfers to Foreclosed Property	
RECREATION and CONSERVATION		Total 4,618,924 1,548,446		Balance December 31, 1973	31,223.83
Beaches and Boardwalks		ISSUED AND OUTSTANDING		PROPERTY ACQUIRED BY DEED OR FORECLOSURE	
Parks, Playgrounds, Shade Trees	20,900.00	School 3,283,000.00		Balance January 1, 1973	24,150.00
Land Reclamation & Conservation		Self-Liquidating 1,037,000.00		Transfers From Taxes or Liens	
Other Recreational Services		Other 4,320,000.00		Sale for Cash (1973)	
EDUCATION (excluding schools)		Total 4,320,000.00		Cancelled, Abated or Adjusted (1973)	
Libraries	35,000.00	EQUALIZED VALUATION BASIS FOR NET DEBT COMPUTATION 29,411,969.00		Balance December 31, 1973	24,150.00
Other Educational Services		REAL PROPERTY VALUATIONS		CURRENT FINANCES DECEMBER 31, 1973	
STATUTORY EXPENDITURES		Code Class # of Parcels % VAL'N ASSESSED VALUATION		ASSETS	
Pensions & F. I. C. A.	47,000.00	1 Vacant Land 168 1.00 290,250.00		Cash Dec. 31, 1973	703,136.03
Employee Fringe Benefits		2 Residential 1637 50.32 14,663,875.00		Taxes Receivable	132,265.43
Other Statutory Expenditures		3 Farm 13 .35 103,850.00		Tax Title Liens	31,223.83
MUNICIPAL FUNCTIONS TOTAL 701,762.00		4a Commercial 152 25.57 7,452,950.00		Foreclosed Property	24,150.00
CAPITAL IMPROVEMENTS *MEMO* 330,000.00		4b Industrial 15 21.50 6,267,000.00		Emergencies & Other Deferred Charges	6,300.00
DEBT SERVICE		4c Apartments 5 1.25 365,200.00		State Aid Receivable	267.14
Principal Payments	123,000.00	Total 1990 29,143,125.00		Other Receivables	26,486.72
Interest Payments	187,464.50	Land Area 2.70 Sq. Miles		Total	923,529.15
TYPE I SCHL DEBT *MEMO* 310,464.50		Net Valuation Taxable-Municipal 30,505,625.00		LIABILITIES, RESERVES, AND SURPLUS	
DEFERRED CHARGES 25,139.88		Net Valuation Taxable-County 32,889,297.00		Cash Liabilities	155,314.99
SCHOOL, COUNTY, SPECIAL DISTRICT TAXES 1,477,671.12		State Equalized Valuation 31,629,975.00		Reserves for Receivables	214,125.98
RESERVE FOR UNCOLLECTED TAXES 210,323.45		State Equalization Ratio 96.35		Surplus Dec. 31, 1973	554,088.18
EMERGENCY EMPLOYMENT ACT OF 1971				Total	923,529.15
EXPENDITURES TOTAL 2,725,330.95					

1971/3000

\* ABOVE DEBT SERVICE INCLUDES TYPE I SCHOOL DEBT

1917

Population 1970 1,305  
 Population 1973 1,340  
 S & P Rating  
 Moody Rating

General Tax Rate Per \$100. 5.32  
 State Equalized Tax Rate 1.90

SANDYSTON TOWNSHIP -- SUSSEX COUNTY  
 Form of Government:  
 Township Committee  
 Number of members on Governing Body 3

PER CAPITA: 689.02  
 Gross Debt  
 Net Debt  
 Debt Service 349.69  
 Total Tax Levy 114.74  
 Municipal Expenditures  
 PER CENT: 4.37  
 Gross Debt  
 Net Debt  
 Tax Levy Collected 88.98  
 Tax Levy Cancelled, Abated or Adjusted .12

EXPENDITURES		REVENUES-REALIZED		1973 PROPERTY TAX	
GENERAL GOVERNMENT				STATE EQUALIZED TAX RATE 1.90	
Governing Body & Public Boards		1973 Property Taxes Collected	424,504.29	Local District School Taxes	248,897.84
Municipal Clerk		1973 Payments in Lieu of Taxes		Regional & Consolidated School Tax .11	26,585.08
Financial Administration	3,585.00	Delinquent Tax & Lien Collections	64,619.93	School Taxes in Municipal Budget	
Assessment of Taxes	5,800.00	Business Personalty Replacement Taxes	10,399.37	County Taxes .67	165,893.26
Collection of Taxes	5,500.00	Taxes from Public Utilities	39,624.23	County Library Taxes .03	6,495.35
Planning, Housing & Development	6,600.00	Other Miscellaneous Tax Revenues		Local Municipal Purpose Taxes .06	14,200.34
Human Resources		State Aid Revenues	10,108.67	Veteran & Senior Citizen Taxes .05	11,310.00
Elections		Federal Aid Revenues		Total Taxes for Rate Computation 1.92	473,381.87
General Administration (other)	10,515.00	State and Local Fiscal Assistance Act Utilized	5,771.00	Special District Taxes	
JUDICIARY		Sale of Acquired Property		Bank Stock Taxes	
Municipal Courts	4,265.00	Other Miscellaneous Revenues	24,220.61	Added and Omitted Taxes	6,518.39
PUBLIC SAFETY		Other Revenues, Revenue Sharing Tax Effort	8,636.39	Total Taxes Levied - ABSTRACT	468,590.26
Fire Protection	5,000.00	Total	587,884.49	Total Taxes Billed	477,052.82
Police Protection	500.00	Prior Years Surplus Appropriated	30,000.00	1973 TAXES COLLECTED	424,504.29
Civil Defense & Disaster Control	250.00	REVENUES TOTAL	617,884.49	1973 Taxes Cancelled, Abated or Adjusted	549.59
Environmental Inspection & Control	700.00			Transfer to Tax Title Liens or Foreclosed	3,873.44
Other Public Safety				Balance Outstanding Dec. 31, 1973	48,125.50
PUBLIC WORKS		CAPITAL OUTLAY TOTAL			
Streets and Drainage	32,952.11	Public Enterprises		PRIOR YEARS TAXES OUTSTANDING	
Sewers and Sewage Processing		Recreation—Culture		Balance January 1, 1973	67,538.54
Garbage and Trash Disposal		Public Works		Collected in 1973	63,540.23
Public Buildings and Grounds	1,100.00	Buildings and Grounds		Cancelled, Abated or Adjusted 1973	
Other Public Works		Library and Education		Transfers to Tax Title Liens or Foreclosed	3,411.81
HEALTH and WELFARE		Conservation		Balance December 31, 1973	586.50
Health Services Except Environmental	950.00	All Other		TAX TITLE LIENS OUTSTANDING	
Welfare-Public Assistance	180.00			Balance January 1, 1973	2,054.95
Hospitals, Clinics, First Aid	750.00			Transfers From Taxes	7,562.45
Animal, Insect, & Rodent Control				Redeemed in 1973	1,079.70
Other Welfare Services				Cancelled, Abated or Adjusted (1973)	
RECREATION and CONSERVATION				Transfers to Foreclosed Property	
Beaches and Boardwalks				Balance December 31, 1973	8,537.70
Parks, Playgrounds, Shade Trees				PROPERTY ACQUIRED BY DEED OR	
Land Reclamation & Conservation				FORECLOSURE	
Other Recreational Services				Balance January 1, 1973	
EDUCATION (excluding schools)				Transfers From Taxes or Liens	
Libraries				Sale for Cash (1973)	
Other Educational Services				Cancelled, Abated or Adjusted (1973)	
STATUTORY EXPENDITURES				Balance December 31, 1973	
Pensions & F. I. C. A.	2,755.00			CURRENT FINANCES DECEMBER 31, 1973	
Employee Fringe Benefits				ASSETS	
Other Statutory Expenditures				Cash Dec. 31, 1973	143,786.91
MUNICIPAL FUNCTIONS TOTAL	81,402.11			Taxes Receivable	48,712.00
CAPITAL IMPROVEMENTS *MEMO*	12,000.00			Tax Title Liens	8,537.70
DEBT SERVICE				Foreclosed Property	
Principal Payments				Emergencies & Other Deferred Charges	8.21
Interest Payments				State Aid Receivable	12,276.00
DEFERRED CHARGES				Other Receivables	80.00
SCHOOL, COUNTY, SPECIAL DISTRICT TAXES	447,871.53			Total	213,400.82
RESERVE FOR UNCOLLECTED TAXES	72,347.90			LIABILITIES, RESERVES, AND SURPLUS	
EMERGENCY EMPLOYMENT ACT OF 1971				Cash Liabilities	26,981.40
EXPENDITURES TOTAL	601,621.54			Reserves for Receivables	57,329.70
				Surplus Dec. 31, 1973	129,089.72
				Total	213,400.82

1219

Population 1970 32,705  
 Population 1973 33,690  
 S & P Rating A  
 Moody Rating A-1

General Tax Rate Per \$100. 2.85  
 State Equalized Tax Rate 2.35

**SAYREVILLE BOROUGH — MIDDLESEX CO.**  
**Form of Government:**  
**Borough Council**  
**Number of Members on Governing Body 6**

PER CAPITA: 524.06  
 Gross Debt 177.61  
 Net Debt 4.54  
 Debt Service 310.53  
 Total Tax Levy 142.52  
 Municipal Expenditures

PER CENT: 4.69  
 Gross Debt 1.59  
 Net Debt 96.46  
 Tax Levy Collected  
 Tax Levy Cancelled, Abated or Adjusted .29

EXPENDITURES		REVENUES-REALIZED		1973 PROPERTY TAX	
<b>GENERAL GOVERNMENT</b>				<b>STATE EQUALIZED TAX RATE — 1.63</b>	
Governing Body & Public Boards		1973 Property Taxes Collected	10,135,027.99	Local District School Taxes	7,298,346.00
Municipal Clerk		1973 Payments in Lieu of Taxes		Regional & Consolidated School Tax	
Financial Administration	35,900.00	Delinquent Tax & Lien Collections	244,917.52	School Taxes in Municipal Budget	
Assessment of Taxes	56,400.00	Business Personality Replacement Taxes	1,271,006.04	County Taxes	2,543,341.74
Collection of Taxes	68,100.00	Taxes from Public Utilities	2,239,663.24	County Library Taxes	
Planning, Housing & Development	52,150.00	Other Miscellaneous Tax Revenues		Local Municipal Purpose Taxes	481,251.13
Human Resources	6,580.00	State Aid Revenues	163,083.44	Veteran & Senior Citizen Taxes	196,340.00
Elections	11,350.00	Federal Aid Revenues	38,302.58	Total Taxes for Rate Computation	10,518,978.87
General Administration (other)	391,259.00	State and Local Fiscal Assistance Act Utilized	237,903.00	Special District Taxes	
<b>JUDICIARY</b>		Sale of Acquired Property		Bank Stock Taxes	7,425.95
Municipal Courts	48,500.00	Other Miscellaneous Revenues	382,292.26	Added and Omitted Taxes	131,775.91
<b>PUBLIC SAFETY</b>		Other Revenues, Revenue Sharing Tax Effort	97,613.43	Total Taxes Levied - ABSTRACT	10,461,840.73
Fire Protection	99,075.00	Total	14,809,809.50	Total Taxes Billed	10,507,475.16
Police Protection	1,149,983.00	Prior Years Surplus Appropriated	900,000.00	1973 TAXES COLLECTED	10,135,027.99
Civil Defense & Disaster Control	12,000.00	REVENUES TOTAL	15,709,809.50	1973 Taxes Cancelled, Abated or Adjusted	30,349.19
Environmental Inspection & Control	88,416.00			Transfer to Tax Title Liens or Foreclosed	12,675.13
Other Public Safety				Balance Outstanding Dec. 31, 1973	329,422.85
<b>PUBLIC WORKS</b>		<b>CAPITAL OUTLAY TOTAL</b>	<b>326,958.10</b>	<b>PRIOR YEARS TAXES OUTSTANDING</b>	
Streets and Drainage	582,045.00	Public Enterprises	5,370.18	Balance January 1, 1973	329,297.09
Sewers and Sewage Processing	310,910.68	Recreation—Culture	1,541.47	Collected in 1973	239,033.77
Garbage and Trash Disposal	275,500.00	Public Works	201,461.45	Cancelled, Abated or Adjusted 1973	
Public Buildings and Grounds	139,480.00	Buildings and Grounds	118,585.00	Transfers to Tax Title Liens or Foreclosed	4,374.40
Other Public Works		Library and Education		Balance December 31, 1973	85,888.92
<b>HEALTH and WELFARE</b>		Conservation		<b>TAX TITLE LIENS OUTSTANDING</b>	
Health Services Except Environmental	41,850.00	All Other		Balance January 1, 1973	41,614.52
Welfare-Public Assistance	7,000.00			Transfers From Taxes	18,029.15
Hospitals, Clinics, First Aid	6,500.00			Redeemed in 1973	5,883.75
Animal, Insect, & Rodent Control	100.00			Cancelled, Abated or Adjusted (1973)	
Other Welfare Services				Transfers to Foreclosed Property	
<b>RECREATION and CONSERVATION</b>				Balance December 31, 1973	53,759.92
Beaches and Boardwalks				<b>PROPERTY ACQUIRED BY DEED OR FORECLOSURE</b>	
Parks, Playgrounds, Shade Trees	218,427.40			Balance January 1, 1973	58,760.00
Land Reclamation & Conservation	3,500.00			Transfers From Taxes or Liens	
Other Recreational Services	9,577.60			Sale for Cash (1973)	
<b>EDUCATION (excluding schools)</b>				Cancelled, Abated or Adjusted (1973)	
Libraries	130,200.00			Balance December 31, 1973	58,760.00
Other Educational Services				<b>CURRENT FINANCES DECEMBER 31, 1973</b>	
<b>STATUTORY EXPENDITURES</b>				<b>ASSETS</b>	
Pensions & F. I. C. A.	239,095.00			Cash Dec. 31, 1973	4,537,285.17
Employee Fringe Benefits	80,000.00			Taxes Receivable	415,311.77
Other Statutory Expenditures				Tax Title Liens	53,759.92
<b>MUNICIPAL FUNCTIONS</b>				Foreclosed Property	58,760.00
<b>CAPITAL IMPROVEMENTS</b>				Emergencies & Other Deferred Charges	
<b>DEBT SERVICE</b>				State Aid Receivable	84,817.00
Principal Payments	102,000.00			Other Receivables	542,805.57
Interest Payments	50,936.25			Total	5,692,739.43
<b>DEFERRED CHARGES</b>				<b>LIABILITIES, RESERVES, AND SURPLUS</b>	
SCHOOL, COUNTY, SPECIAL DISTRICT TAXES	9,841,387.74			Cash Liabilities	3,387,723.26
RESERVE FOR UNCOLLECTED TAXES	522,136.15			Reserves for Receivables	1,070,637.26
EMERGENCY EMPLOYMENT ACT OF 1971	62,396.00			Surplus Dec. 31, 1973	1,234,378.91
<b>EXPENDITURES TOTAL</b>	<b>14,642,897.74</b>			Total	5,692,739.43

2016

Population 1970 22,355  
 Population 1973 22,860  
 S & P Rating A  
 Moody Rating A

General Tax Rate Per \$100. 3.56  
 State Equalized Tax Rate 3.39

SCOTCH PLAINS TOWNSHIP — UNION COUNTY  
 Form of Government:  
 Council-Manager Plan E (OMCL50)  
 Number of Members on Governing Body 5

PER CAPITA: 463.79  
 Gross Debt 77.73  
 Net Debt 2.38  
 Debt Service 428.42  
 Total Tax Levy 149.27  
 Municipal Expenditures

PER CENT: 4.01  
 Gross Debt .67  
 Net Debt 96.79  
 Tax Levy Collected  
 Tax Levy Cancelled, Abated or Adjusted .26

EXPENDITURES		REVENUES-REALIZED		1973 PROPERTY TAX	
GENERAL GOVERNMENT		1973 Property Taxes Collected		STATE EQUALIZED TAX RATE →	
Governing Body & Public Boards			9,479,558.16	Local District School Taxes	
Municipal Clerk		1973 Payments in Lieu of Taxes		Regional & Consolidated School Tax	2.44 7,070,617.17
Financial Administration	37,417.00	Delinquent Tax & Lien Collections	279,679.82	School Taxes in Municipal Budget	
Assessment of Taxes	25,805.00	Business Personalty Replacement Taxes	88,249.14	County Taxes	.45 1,311,048.70
Collection of Taxes	42,895.30	Taxes from Public Utilities	511,542.49	County Library Taxes	
Planning, Housing & Development	40,360.00	Other Miscellaneous Tax Revenues		Local Municipal Purpose Taxes	.45 1,310,606.76
Human Resources		State Aid Revenues	151,522.90	Veteran & Senior Citizen Taxes	.04 123,880.00
Elections	4,300.00	Federal Aid Revenues		Total Taxes for Rate Computation	3.38 9,816,152.63
General Administration (other)	449,085.87	State and Local Fiscal Assistance Act Utilized	237,385.00	Special District Taxes	
JUDICIARY		Sale of Acquired Property		Bank Stock Taxes	10,833.82
Municipal Courts	20,650.00	Other Miscellaneous Revenues	559,293.95	Added and Omitted Taxes	90,625.64
PUBLIC SAFETY		Other Revenues, Revenue Sharing Tax Effort	68,403.47	Total Taxes Levied - ABSTRACT	9,793,732.09
Fire Protection	178,346.00	Total	11,375,634.93	Total Taxes Billed	9,793,732.09
Police Protection	732,834.09	Prior Years Surplus Appropriated	675,000.00	1973 TAXES COLLECTED	9,479,558.16
Civil Defense & Disaster Control	8,105.00	REVENUES TOTAL	12,050,634.93	1973 Taxes Cancelled, Abated or Adjusted	25,451.56
Environmental Inspection & Control	25,878.00	CAPITAL OUTLAY TOTAL	1,326,712.93	Transfer to Tax Title Liens or Foreclosed	
Other Public Safety				Balance Outstanding Dec. 31, 1973	288,722.37
PUBLIC WORKS				PRIOR YEARS TAXES OUTSTANDING	
Streets and Drainage	498,129.91	Public Enterprises		Balance January 1, 1973	321,474.03
Sewers and Sewage Processing	125,500.00	Recreation—Culture	42,531.96	Collected in 1973	272,970.38
Garbage and Trash Disposal		Public Works	717,489.17	Cancelled, Abated or Adjusted 1973	
Public Buildings and Grounds	48,418.97	Buildings and Grounds	566,691.80	Transfers to Tax Title Liens or Foreclosed	
Other Public Works		Library and Education		Balance December 31, 1973	48,503.65
HEALTH and WELFARE		Conservation		TAX TITLE LIENS OUTSTANDING	
Health Services Except Environmental	28,450.00	All Other		Balance January 1, 1973	51,124.40
Welfare-Public Assistance	5,705.00	CAPITAL DEBT AUTHORIZED, DECEMBER 31, 1973		Transfers From Taxes	
Hospitals, Clinics, First Aid	10,000.00	ISSUED AND UNISSUED		Redeemed in 1973	6,709.44
Animal, Insect, & Rodent Control		SCHOOL GROSS DEBT	8,778,210	Cancelled, Abated or Adjusted (1973)	
Other Welfare Services		Self-Liquidating		Transfers to Foreclosed Property	
RECREATION and CONSERVATION		Other	1,824,000	Balance December 31, 1973	44,414.96
Beaches and Boardwalks		Total	10,602,210	PROPERTY ACQUIRED BY DEED OR	
Parks, Playgrounds, Shade Trees	102,353.00	ISSUED AND OUTSTANDING		FORECLOSURE	
Land Reclamation & Conservation		SCHOOL	8,778,210.14	Balance January 1, 1973	110,085.00
Other Recreational Services	37,920.00	Self-Liquidating		Transfers From Taxes or Liens	
EDUCATION (excluding schools)		Other	835,000.00	Sale for Cash (1973)	
Libraries	134,209.00	Total	9,613,210.14	Cancelled, Abated or Adjusted (1973)	
Other Educational Services		EQUALIZED VALUATION BASIS		Balance December 31, 1973	110,085.00
STATUTORY EXPENDITURES		FOR NET DEBT COMPUTATION	264,169,490.33	CURRENT FINANCES DECEMBER 31, 1973	
Pensions & F. I. C. A.	139,500.00	REAL PROPERTY VALUATIONS		ASSETS	
Employee Fringe Benefits		Code Class # of Parcels % VAL'N		Cash Dec. 31, 1973	2,682,918.02
Other Statutory Expenditures		1 Vacant Land 426 2.76	7,590,700.00	Taxes Receivable	337,226.02
MUNICIPAL FUNCTIONS TOTAL	2,695,861.84	2 Residential 5872 85.67	235,188,400.00	Tax Title Liens	44,414.96
CAPITAL IMPROVEMENTS *MEMO*	630,000.00	3 Farm 22 .28	769,500.00	Foreclosed Property	110,085.00
DEBT SERVICE		4a Commercial 251 9.27	25,446,200.00	Emergencies & Other Deferred Charges	105,746.84
Principal Payments	37,000.00	4b Industrial 13 .76	2,086,100.00	State Aid Receivable	53,804.00
Interest Payments	17,468.00	4c Apartments 2 1.26	3,462,900.00	Other Receivables	267,748.34
DEFERRED CHARGES	38,572.18	Total	274,543,800.00	Total	3,601,943.18
SCHOOL, COUNTY, SPECIAL DISTRICT TAXES	8,381,655.87	Land Area 9.20 Sq. Miles		LIABILITIES, RESERVES, AND SURPLUS	
RESERVE FOR UNCOLLECTED TAXES	623,490.40	Net Valuation Taxable-Municipal	276,348,949.00	Cash Liabilities	2,040,616.12
EMERGENCY EMPLOYMENT ACT OF 1971		Net Valuation Taxable-County	269,428,496.00	Reserves for Receivables	759,474.32
EXPENDITURES TOTAL	11,794,058.29	State Equalized Valuation	290,040,172.00	Surplus Dec. 31, 1973	801,852.74
		State Equalization Ratio	95.25	Total	3,601,943.18

1343

Population 1970 1,340  
 Population 1973 1,430  
 S & P Rating  
 Moody Rating

General Tax Rate Per \$100. 4.63  
 State Equalized Tax Rate 3.55

SEA BRIGHT BOROUGH — MONMOUTH CO.  
 Form of Government:  
 Borough Council  
 Number of Members on Governing Body 6

PER CAPITA:  
 Gross Debt 1,455.04  
 Net Debt 1,252.44  
 Debt Service 46.17  
 Total Tax Levy 615.23  
 Municipal Expenditures 474.31

PER CENT:  
 Gross Debt 10.03  
 Net Debt 8.63  
 Tax Levy Collected 86.16  
 Tax Levy Cancelled, Abated or Adjusted

EXPENDITURES		REVENUES-REALIZED		1973 PROPERTY TAX	
<b>GENERAL GOVERNMENT</b>		<b>STATE EQUALIZED TAX RATE</b>		<b>STATE EQUALIZED TAX RATE</b>	
Governing Body & Public Boards		1973 Property Taxes Collected	758,000.04	Local District School Taxes .78	187,486.00
Municipal Clerk		1973 Payments in Lieu of Taxes		Regional & Consolidated School Tax .55	132,712.18
Financial Administration	5,536.00	Delinquent Tax & Lien Collections	67,786.43	School Taxes in Municipal Budget	
Assessment of Taxes	5,780.00	Business Personalty Replacement Taxes	21,329.90	County Taxes	149,671.12
Collection of Taxes	7,000.00	Taxes from Public Utilities	34,227.12	County Library Taxes .02	5,779.05
Planning, Housing & Development	6,103.00	Other Miscellaneous Tax Revenues		Local Municipal Purpose Taxes 1.54	371,098.61
Human Resources		State Aid Revenues	5,264.26	Veteran & Senior Citizen Taxes .03	7,930.00
Elections		Federal Aid Revenues		Total Taxes for Rate Computation 3.54	854,676.96
General Administration (other)	70,703.61	State and Local Fiscal Assistance Act Utilized	34,645.00	Special District Taxes	
<b>JUDICIARY</b>		Sale of Acquired Property		Bank Stock Taxes	1,693.39
Municipal Courts	5,849.00	Other Miscellaneous Revenues	56,517.07	Added and Omitted Taxes	31,335.03
<b>PUBLIC SAFETY</b>		Other Revenues, Revenue Sharing Tax Effort	86,882.05	Total Taxes Levied - ABSTRACT	879,775.38
Fire Protection	22,726.00	Total	1,064,651.87	Total Taxes Billed	879,775.38
Police Protection	117,340.00	Prior Years Surplus Appropriated	79,800.00	1973 TAXES COLLECTED	758,000.04
Civil Defense & Disaster Control	600.00	<b>REVENUES TOTAL</b>	<b>1,144,451.87</b>	1973 Taxes Cancelled, Abated or Adjusted	
Environmental Inspection & Control	1,836.00	<b>CAPITAL OUTLAY TOTAL</b>	<b>66,022.15</b>	Transfer to Tax Title Liens or Foreclosed	
Other Public Safety		Public Enterprises		Balance Outstanding Dec. 31, 1973	121,775.34
<b>PUBLIC WORKS</b>		Recreation—Culture		<b>PRIOR YEARS TAXES OUTSTANDING</b>	
Streets and Drainage	55,457.00	Public Works	66,022.15	Balance January 1, 1973	67,786.44
Sewers and Sewage Processing	49,225.00	Buildings and Grounds		Collected in 1973	67,786.43
Garbage and Trash Disposal	36,400.00	Library and Education		Cancelled, Abated or Adjusted 1973	
Public Buildings and Grounds	6,033.00	Conservation		Transfers to Tax Title Liens or Foreclosed	
Other Public Works	34,645.00	All Other		Balance December 31, 1973	.01
<b>HEALTH and WELFARE</b>		<b>CAPITAL DEBT AUTHORIZED, DECEMBER 31, 1973</b>		<b>TAX TITLE LIENS OUTSTANDING</b>	
Health Services Except Environmental	11,525.39	ISSUED AND UNISSUED		Balance January 1, 1973	3,419.39
Welfare-Public Assistance	1,946.00	SCHOOL	289,727	Transfers From Taxes	
Hospitals, Clinics, First Aid	300.00	Self-liquidating		Redeemed in 1973	
Animal, Insect, & Rodent Control		Other	1,790,985	Cancelled, Abated or Adjusted (1973)	
Other Welfare Services		Total	2,080,712	Transfers to Foreclosed Property	
<b>RECREATION and CONSERVATION</b>		<b>ISSUED AND OUTSTANDING</b>		Balance December 31, 1973	3,419.39
Beaches and Boardwalks	42,606.00	School	289,727.35	<b>PROPERTY ACQUIRED BY DEED OR</b>	
Parks, Playgrounds, Shade Trees	7,650.00	Self-Liquidating		<b>FORECLOSURE</b>	
Land Reclamation & Conservation		Other	1,288,000.00	Balance January 1, 1973	
Other Recreational Services	6,316.00	Total	1,577,727.35	Transfers From Taxes or Liens	
<b>EDUCATION (excluding schools)</b>		<b>EQUALIZED VALUATION BASIS</b>		Sale for Cash (1973)	
Libraries		<b>FOR NET DEBT COMPUTATION</b>	<b>20,745,255.33</b>	Cancelled, Abated or Adjusted (1973)	
Other Educational Services		<b>REAL PROPERTY VALUATIONS</b>		Balance December 31, 1973	
<b>STATUTORY EXPENDITURES</b>		Code Class # of Parcels % VAL'N	ASSESSED VALUATION	<b>CURRENT FINANCES DECEMBER 31, 1973</b>	
Pensions & F. I. C. A.	26,448.00	1 Vacant Land 192 3.53	647,100.00	<b>ASSETS</b>	
Employee Fringe Benefits		2 Residential 482 44.25	8,108,280.00	Cash Dec. 31, 1973	281,843.27
Other Statutory Expenditures		3 Farm		Taxes Receivable	121,775.35
<b>MUNICIPAL FUNCTIONS</b>	<b>TOTAL</b>	4a Commercial 84 36.96	6,772,370.00	Tax Title Liens	3,419.39
<b>CAPITAL IMPROVEMENTS</b>	<b>*MEMO*</b>	4b Industrial		Foreclosed Property	
<b>DEBT SERVICE</b>		4c Apartments 15 15.26	2,796,940.00	Emergencies & Other Deferred Charges	
Principal Payments	20,000.00	Total 773	18,324,690.00	State Aid Receivable	
Interest Payments	46,020.00	Land Area .60 Sq. Miles		Other Receivables	
<b>DEFERRED CHARGES</b>		Net Valuation Taxable-Municipal	18,478,145.00	Total	32,033.60
SCHOOL, COUNTY, SPECIAL DISTRICT TAXES	475,648.35	Net Valuation Taxable-County	22,931,060.00	<b>LIABILITIES, RESERVES, AND SURPLUS</b>	
RESERVE FOR UNCOLLECTED TAXES	83,720.00	State Equalized Valuation	23,988,900.00	Cash Liabilities	185,995.88
EMERGENCY EMPLOYMENT ACT OF 1971		State Equalization Ratio	76.88	Reserves for Receivables	157,228.34
<b>EXPENDITURES TOTAL</b>	<b>1,153,913.35</b>			Surplus Dec. 31, 1973	95,847.39
				Total	439,071.61

1344

Population 1970 2,210  
 Population 1973 2,170  
 S & P Rating  
 Moody Rating

General Tax Rate Per \$100. 2.29  
 State Equalized Tax Rate 1.58

SEA GIRT BOROUGH — MONMOUTH CO.  
 Form of Government:  
 Borough Council  
 Number of Members on Governing Body 6

PER CAPITA:  
 Gross Debt 498.96  
 Net Debt 115.00  
 Debt Service 13.81  
 Total Tax Levy 616.68  
 Municipal Expenditures 298.46

PER CENT:  
 Gross Debt 1.76  
 Net Debt .41  
 Tax Levy Collected 96.06  
 Tax Levy Cancelled, Abated or Adjusted

EXPENDITURES		REVENUES-REALIZED		1973 PROPERTY TAX	
GENERAL GOVERNMENT		1973 Property Taxes Collected		STATE EQUALIZED TAX RATE	
Governing Body & Public Boards			1,285,508.95	Local District School Taxes .80	548,081.08
Municipal Clerk		1973 Payments in Lieu of Taxes		Regional & Consolidated School Tax	
Financial Administration	3,000.00	Delinquent Tax & Lien Collections	53,806.56	School Taxes in Municipal Budget	
Assessment of Taxes	3,600.00	Business Personalty Replacement Taxes	6,593.10	County Taxes .60	408,001.91
Collection of Taxes	7,244.00	Taxes from Public Utilities	46,559.90	County Library Taxes .02	15,752.87
Planning, Housing & Development	4,038.00	Other Miscellaneous Tax Revenues		Local Municipal Purpose Taxes .52	357,162.36
Human Resources		State Aid Revenues	16,527.66	Veteran & Senior Citizen Taxes .02	16,710.00
Elections		Federal Aid Revenues		Total Taxes for Rate Computation 1.96	1,345,708.22
General Administration (other)	67,169.00	State and Local Fiscal Assistance Act Utilized	12,475.00	Special District Taxes	
JUDICIARY		Sale of Acquired Property		Bank Stock Taxes	2,837.64
Municipal Courts	4,800.00	Other Miscellaneous Revenues	122,049.06	Added and Omitted Taxes	6,353.07
PUBLIC SAFETY		Other Revenues, Revenue Sharing Tax Effort	14,458.94	Total Taxes Levied - ABSTRACT	1,338,188.93
Fire Protection	22,060.00	REVENUES TOTAL	1,557,979.17	Total Taxes Billed	1,338,188.81
Police Protection	147,330.00	Prior Years Surplus Appropriated	130,000.00	1973 TAXES COLLECTED	1,285,508.95
Civil Defense & Disaster Control	1,550.00			1973 Taxes Cancelled, Abated or Adjusted	
Environmental Inspection & Control	2,272.00			Transfer to Tax Title Liens or Foreclosed	3,031.27
Other Public Safety				Balance Outstanding Dec. 31, 1973	50,259.94
PUBLIC WORKS		CAPITAL OUTLAY TOTAL		PRIOR YEARS TAXES OUTSTANDING	
Streets and Drainage	88,050.00	Public Enterprises		Balance January 1, 1973	53,885.13
Sewers and Sewage Processing	14,579.00	Recreation—Culture		Collected in 1973	50,972.31
Garbage and Trash Disposal	44,635.00	Public Works		Cancelled, Abated or Adjusted 1973	
Public Buildings and Grounds	15,763.00	Buildings and Grounds		Transfers to Tax Title Liens or Foreclosed	2,912.82
Other Public Works		Library and Education		Balance December 31, 1973	
HEALTH and WELFARE		Conservation		TAX TITLE LIENS OUTSTANDING	
Health Services Except Environmental	2,189.00	All Other		Balance January 1, 1973	3,464.03
Welfare-Public Assistance	500.00			Transfers From Taxes	6,223.27
Hospitals, Clinics, First Aid	300.00			Redeemed in 1973	2,834.25
Animal, Insect, & Rodent Control				Cancelled, Abated or Adjusted (1973)	
Other Welfare Services				Transfers to Foreclosed Property	
RECREATION and CONSERVATION				Balance December 31, 1973	6,853.05
Beaches and Boardwalks	57,175.00			PROPERTY ACQUIRED BY DEED OR	
Parks, Playgrounds, Shade Trees	12,425.00			FORECLOSURE	
Land Reclamation & Conservation				Balance January 1, 1973	3,200.00
Other Recreational Services	6,060.00			Transfers From Taxes or Liens	
EDUCATION (excluding schools)				Sale for Cash (1973)	
Libraries	1,373.00			Cancelled, Abated or Adjusted (1973)	
Other Educational Services				Balance December 31, 1973	3,200.00
STATUTORY EXPENDITURES				CURRENT FINANCES DECEMBER 31, 1973	
Pensions & F. I. C. A.	31,750.00			ASSETS	
Employee Fringe Benefits	10,500.00			Cash Dec. 31, 1973	597,789.81
Other Statutory Expenditures				Taxes Receivable	50,259.94
MUNICIPAL FUNCTIONS TOTAL	548,362.00			Tax Title Liens	6,853.05
CAPITAL IMPROVEMENTS *MEMO*	37,000.00			Foreclosed Property	3,200.00
DEBT SERVICE				Emergencies & Other Deferred Charges	5,500.00
Principal Payments	23,000.00			State Aid Receivable	10,000.00
Interest Payments	6,965.00			Other Receivables	
DEFERRED CHARGES	2,400.00			Total	673,602.80
SCHOOL, COUNTY, SPECIAL DISTRICT TAXES	971,835.86			LIABILITIES, RESERVES, AND SURPLUS	
RESERVE FOR UNCOLLECTED TAXES	66,938.00			Cash Liabilities	391,735.38
EMERGENCY EMPLOYMENT ACT OF 1971				Reserves for Receivables	60,312.99
EXPENDITURES TOTAL	1,619,500.86			Surplus Dec. 31, 1973	221,554.43
				Total	673,602.80

0509

Population 1970 1,725  
 Population 1973 2,730  
 S & P Rating /  
 Moody Rating BA

General Tax Rate Per \$100. 3.22  
 State Equalized Tax Rate 1.72

SEA ISLE CITY — CAPE MAY COUNTY  
 Form of Government:  
 Commission (1911)  
 Number of Members on Governing Body 3

PER CAPITA: 1,723.62  
 Gross Debt 480.03  
 Net Debt 67.51  
 Debt Service 519.38  
 Total Tax Levy 559.70  
 Municipal Expenditures

PER CENT: 7.55  
 Gross Debt 2.10  
 Net Debt 94.93  
 Tax Levy Collected  
 Tax Levy Cancelled, Abated or Adjusted .49

EXPENDITURES		REVENUES-REALIZED		1973 PROPERTY TAX	
<b>GENERAL GOVERNMENT</b>				<b>STATE EQUALIZED TAX RATE</b>	
Governing Body & Public Boards		1973 Property Taxes Collected		Local District School Taxes	.45
Municipal Clerk		1,346,672.64		Regional & Consolidated School Tax	
Financial Administration	38,871.37	1973 Payments in Lieu of Taxes		School Taxes in Municipal Budget	.08
Assessment of Taxes	24,938.60	Delinquent Tax & Lien Collections		County Taxes	.45
Collection of Taxes	21,243.35	Business Personality Replacement Taxes		County Library Taxes	.02
Planning, Housing & Development	2,130.64	Taxes from Public Utilities		Local Municipal Purpose Taxes	.69
Human Resources		Other Miscellaneous Tax Revenues		Veteran & Senior Citizen Taxes	.03
Elections	1,335.65	State Aid Revenues		Total Taxes for Rate Computation	1.72
General Administration (other)	147,023.27	Federal Aid Revenues		Special District Taxes	
<b>JUDICIARY</b>		State and Local Fiscal Assistance Act Utilized		Bank Stock Taxes	1,960.55
Municipal Courts	7,309.29	Sale of Acquired Property		Added and Omitted Taxes	86,520.90
<b>PUBLIC SAFETY</b>		Other Miscellaneous Revenues		Total Taxes Levied - ABSTRACT	1,417,908.86
Fire Protection	13,313.54	Other Revenues, Revenue Sharing Tax Effort		Total Taxes Billed	1,418,566.38
Police Protection	191,876.41	Total		1973 TAXES COLLECTED	1,346,672.64
Civil Defense & Disaster Control		Prior Years Surplus Appropriated		1973 Taxes Cancelled, Abated or Adjusted	7,002.42
Environmental Inspection & Control	20,340.00	REVENUES TOTAL		Transfer to Tax Title Liens or Foreclosed	141.68
Other Public Safety		CAPITAL OUTLAY TOTAL		Balance Outstanding Dec. 31, 1973	64,749.64
<b>PUBLIC WORKS</b>		Public Enterprises		<b>PRIOR YEARS TAXES OUTSTANDING</b>	
Streets and Drainage	259,183.74	Recreation—Culture		Balance January 1, 1973	55,323.26
Sewers and Sewage Processing	75,000.00	Public Works		Collected in 1973	54,004.18
Garbage and Trash Disposal	53,763.00	Buildings and Grounds		Cancelled, Abated or Adjusted 1973	842.15
Public Buildings and Grounds	5,000.00	Library and Education		Transfers to Tax Title Liens or Foreclosed	
Other Public Works	31,500.00	Conservation		Balance December 31, 1973	476.93
<b>HEALTH and WELFARE</b>		All Other		<b>TAX TITLE LIENS OUTSTANDING</b>	
Health Services Except Environmental	1,141.90	CAPITAL DEBT AUTHORIZED, DECEMBER 31, 1973		Balance January 1, 1973	725.50
Welfare-Public Assistance	533.42	ISSUED AND UNISSUED GROSS DEBT NET DEBT		Transfers From Taxes	141.68
Hospitals, Clinics, First Aid		School 512,000		Redeemed in 1973	
Animal, Insect, & Rodent Control	3,249.12	Self-liquidating 2,883,000		Cancelled, Abated or Adjusted (1973)	
Other Welfare Services		Other 1,310,480		Transfers to Foreclosed Property	
<b>RECREATION and CONSERVATION</b>		Total 4,705,480		Balance December 31, 1973	867.18
Beaches and Boardwalks	174,347.12	ISSUED AND OUTSTANDING		<b>PROPERTY ACQUIRED BY DEED OR FORECLOSURE</b>	
Parks, Playgrounds, Shade Trees	83,983.32	School 512,000.00		Balance January 1, 1973	326,694.25
Land Reclamation & Conservation		Self-Liquidating 2,883,000.00		Transfers From Taxes or Liens	
Other Recreational Services		Other 1,102,000.00		Sale for Cash (1973)	274,200.00
<b>EDUCATION (excluding schools)</b>		Total 4,497,000.00		Cancelled, Abated or Adjusted (1973)	12,661.25
Libraries	2,095.92	EQUALIZED VALUATION BASIS		Balance December 31, 1973	39,833.00
Other Educational Services		FOR NET DEBT COMPUTATION		<b>CURRENT FINANCES DECEMBER 31, 1973</b>	
<b>STATUTORY EXPENDITURES</b>		REAL PROPERTY VALUATIONS		ASSETS	
Pensions & F. I. C. A.	45,473.68	Code Class # of Parcels % VAL'N ASSESSED VALUATION		Cash Dec. 31, 1973	930,389.97
Employee Fringe Benefits	18,095.08	1 Vacant Land 1283 9.76 4,052,500.00		Taxes Receivable	65,226.57
Other Statutory Expenditures		2 Residential 2177 80.55 33,441,150.00		Tax Title Liens	867.18
<b>MUNICIPAL FUNCTIONS</b>		3 Farm 4a Commercial 140 9.65 4,005,100.00		Foreclosed Property	39,833.00
<b>CAPITAL IMPROVEMENTS</b>		4b Industrial 4c Apartments 1 .04 16,950.00		Emergencies & Other Deferred Charges	55,420.00
<b>DEBT SERVICE</b>		Total 3601 41,515,700.00		State Aid Receivable	57,133.91
Principal Payments	90,000.00	Land Area 2.39 Sq. Miles		Other Receivables	6,708.74
Interest Payments	94,297.50	Net Valuation Taxable-Municipal		Total	1,155,579.37
<b>TYPE I SCHL DEBT *MEMO</b>		Net Valuation Taxable-County		<b>LIABILITIES, RESERVES, AND SURPLUS</b>	
<b>DEFERRED CHARGES</b>		State Equalized Valuation		Cash Liabilities	552,934.34
SCHOOL, COUNTY, SPECIAL DISTRICT TAXES	22,953.46	State Equalization Ratio		Reserves for Receivables	112,635.49
RESERVE FOR UNCOLLECTED TAXES	787,293.57			Surplus Dec. 31, 1973	490,009.54
EMERGENCY EMPLOYMENT ACT OF 1971	83,975.76			Total	1,155,579.37
<b>EXPENDITURES</b>					
<b>TOTAL</b>	2,315,284.15				

1971/3000

\* ABOVE DEBT SERVICE INCLUDES TYPE I SCHOOL DEBT

1526

Population 1970 1,250  
 Population 1973 1,315  
 S & P Rating  
 Moody Rating

General Tax Rate Per \$100 2.26  
 State Equalized Tax Rate 1.80

SEASIDE HEIGHTS BOROUGH — OCEAN CO.  
 Form of Government:  
 Borough Council  
 Number of Members on Governing Body 6

PER CAPITA:  
 Gross Debt 1,033.76  
 Net Debt 581.75  
 Debt Service 86.19  
 Total Tax Levy 381.78  
 Municipal Expenditures 1,065.92

PER CENT:  
 Gross Debt 2.54  
 Net Debt 1.43  
 Tax Levy Collected 92.00  
 Tax Levy Cancelled, Abated or Adjusted .13

EXPENDITURES		REVENUES-REALIZED		1973 PROPERTY TAX	
GENERAL GOVERNMENT		1973 Property Taxes Collected		STATE EQUALIZED TAX RATE — .30	
Governing Body & Public Boards		1,066,818.22		Local District School Taxes	193,907.91
Municipal Clerk	8,000.00	1973 Payments in Lieu of Taxes		Regional & Consolidated School Tax	160,383.94
Financial Administration	7,500.00	65,427.59		School Taxes in Municipal Budget	
Assessment of Taxes	18,747.00	Delinquent Tax & Lien Collections		County Taxes	266,902.57
Collection of Taxes	7,001.00	23,300.27		County Library Taxes	12,299.28
Planning, Housing & Development		Business Personalty Replacement Taxes		Local Municipal Purpose Taxes	517,199.24
Human Resources		34,201.52		Veteran & Senior Citizen Taxes	16,140.00
Elections		Other Miscellaneous Tax Revenues		Total Taxes for Rate Computation	1,166,832.94
General Administration (other)	180,431.25	10,985.99		Special District Taxes	
JUDICIARY		Federal Aid Revenues		Bank Stock Taxes	2,800.76
Municipal Courts	51,084.00	State and Local Fiscal Assistance Act Utilized		Added and Omitted Taxes	6,052.37
PUBLIC SAFETY		Sale of Acquired Property		Total Taxes Levied - ABSTRACT	1,159,546.07
Fire Protection	18,400.00	Other Miscellaneous Revenues		Total Taxes Billed	1,159,546.07
Police Protection	326,900.00	Other Revenues, Revenue Sharing Tax Effort		1973 TAXES COLLECTED	1,066,818.22
Civil Defense & Disaster Control	3,500.00	Total		1973 Taxes Cancelled, Abated or Adjusted	1,520.00
Environmental Inspection & Control	3,000.00	2,164,001.29		Transfer to Tax Title Liens or Foreclosed	
Other Public Safety		Prior Years Surplus Appropriated		Balance Outstanding Dec. 31, 1973	91,207.85
PUBLIC WORKS		REVENUES TOTAL			
Streets and Drainage	22,011.11	CAPITAL OUTLAY TOTAL		PRIOR YEARS TAXES OUTSTANDING	
Sewers and Sewage Processing	43,000.00	Public Enterprises		Balance January 1, 1973	66,098.90
Garbage and Trash Disposal	76,000.00	Recreation—Culture		Collected in 1973	65,427.59
Public Buildings and Grounds	54,500.00	Public Works		Cancelled, Abated or Adjusted 1973	671.31
Other Public Works		Buildings and Grounds		Transfers to Tax Title Liens or Foreclosed	
HEALTH and WELFARE		Library and Education		Balance December 31, 1973	
Health Services Except Environmental	9,950.00	Conservation		TAX TITLE LIENS OUTSTANDING	
Welfare-Public Assistance	2,000.00	All Other		Balance January 1, 1973	
Hospitals, Clinics, First Aid	4,000.00	CAPITAL DEBT AUTHORIZED, DECEMBER 31, 1973		Transfers From Taxes	
Animal, Insect, & Rodent Control	1,200.00	ISSUED AND UNISSUED		Redeemed in 1973	
Other Welfare Services		GROSS DEBT		Cancelled, Abated or Adjusted (1973)	
RECREATION and CONSERVATION		NET DEBT		Transfers to Foreclosed Property	
Beaches and Boardwalks	231,700.00	SCHOOL		Balance December 31, 1973	
Parks, Playgrounds, Shade Trees	2,800.00	Self-Liquidating		PROPERTY ACQUIRED BY DEED OR	
Land Reclamation & Conservation		Other		FORECLOSURE	
Other Recreational Services	10,700.00	Total		Balance January 1, 1973	600.00
EDUCATION (excluding schools)		ISSUED AND OUTSTANDING		Transfers From Taxes or Liens	
Libraries		SCHOOL		Sale for Cash (1973)	
Other Educational Services		Self-Liquidating		Cancelled, Abated or Adjusted (1973)	
STATUTORY EXPENDITURES		Total		Balance December 31, 1973	600.00
Pensions & F. I. C. A.	70,700.00	EQUALIZED VALUATION BASIS		CURRENT FINANCES DECEMBER 31, 1973	
Employee Fringe Benefits	32,300.00	FOR NET DEBT COMPUTATION		ASSETS	
Other Statutory Expenditures		REAL PROPERTY VALUATIONS		Cash Dec. 31, 1973	418,765.23
MUNICIPAL FUNCTIONS		Code Class # of Parcels % VAL'N		Taxes Receivable	91,207.55
CAPITAL IMPROVEMENTS		1 Vacant Land 132 8.18		Tax Title Liens	
DEBT SERVICE		2 Residential 1134 50.69		Foreclosed Property	600.00
Principal Payments	90,000.00	3 Farm		Emergencies & Other Deferred Charges	10,000.00
Interest Payments	23,344.55	4a Commercial 190 28.76		State Aid Receivable	28,855.62
DEFERRED CHARGES		4b Industrial 4 .55		Other Receivables	6,668.50
SCHOOL, COUNTY, SPECIAL DISTRICT TAXES		4c Apartments 85 11.82		Total	556,100.90
RESERVE FOR UNCOLLECTED TAXES		Total 1545		LIABILITIES, RESERVES, AND SURPLUS	
EMERGENCY EMPLOYMENT ACT OF 1971		Land Area .35 Sq. Miles		Cash Liabilities	254,016.97
EXPENDITURES		Net Valuation Taxable-Municipal		Reserves for Receivables	98,476.05
		Net Valuation Taxable-County		Surplus Dec. 31, 1973	203,607.88
		State Equalized Valuation		Total	556,100.90
		State Equalization Ratio			

1527

Population 1970 1,435  
 Population 1973 1,480  
 S & P Rating  
 Moody Rating

General Tax Rate Per \$100. 1.70  
 State Equalized Tax Rate 1.72

## SEASIDE PARK BOROUGH — OCEAN CO.

Form of Government:

Borough Council

Number of Members on Governing Body 6

PER CAPITA: 722.16  
 Gross Debt 166.47  
 Net Debt 14.51  
 Debt Service 667.14  
 Total Tax Levy 681.33  
 Municipal Expenditures

PER CENT: 2.27  
 Gross Debt .52  
 Net Debt 90.30  
 Tax Levy Collected  
 Tax Levy Cancelled, Abated or Adjusted .33

EXPENDITURES		REVENUES-REALIZED		1973 PROPERTY TAX	
GENERAL GOVERNMENT				STATE EQUALIZED TAX RATE — .41	
Governing Body & Public Boards		1973 Property Taxes Collected	892,658.02	Local District School Taxes	238,687.00
Municipal Clerk		1973 Payments in Lieu of Taxes		Regional & Consolidated School Tax	161,138.76
Financial Administration	6,500.00	Delinquent Tax & Lien Collections	51,317.82	School Taxes in Municipal Budget	
Assessment of Taxes	7,875.00	Business Personality Replacement Taxes	14,932.66	County Taxes	226,264.59
Collection of Taxes	7,952.00	Taxes from Public Utilities	60,835.03	County Library Taxes	10,426.04
Planning, Housing & Development	2,000.00	Other Miscellaneous Tax Revenues		Local Municipal Purpose Taxes	339,203.65
Human Resources		State Aid Revenues	16,295.70	Veteran & Senior Citizen Taxes	15,960.00
Elections		Federal Aid Revenues		Total Taxes for Rate Computation	991,680.04
General Administration (other)	102,500.00	State and Local Fiscal Assistance Act Utilized	54,000.00	Special District Taxes	
JUDICIARY		Sale of Acquired Property		Bank Stock Taxes	996.35
Municipal Courts	20,150.00	Other Miscellaneous Revenues	489,564.47	Added and Omitted Taxes	10,656.65
PUBLIC SAFETY		Other Revenues, Revenue Sharing Tax Effort	36,301.73	Total Taxes Levied - ABSTRACT	987,373.04
Fire Protection	16,650.00	Total	1,615,905.43	Total Taxes Billed	988,591.00
Police Protection	214,290.00	Prior Years Surplus Appropriated	120,000.00	1973 TAXES COLLECTED	892,658.02
Civil Defense & Disaster Control	1,000.00	REVENUES TOTAL	1,735,905.43	1973 Taxes Cancelled, Abated or Adjusted	3,263.66
Environmental Inspection & Control	2,400.00			Transfer to Tax Title Liens or Foreclosed	340.00
Other Public Safety				Balance Outstanding Dec. 31, 1973	92,329.32
PUBLIC WORKS		CAPITAL OUTLAY TOTAL		PRIOR YEARS TAXES OUTSTANDING	
Streets and Drainage	109,900.00	Public Enterprises		Balance January 1, 1973	56,486.25
Sewers and Sewage Processing		Recreation—Culture		Collected in 1973	51,317.82
Garbage and Trash Disposal	64,611.00	Public Works		Cancelled, Abated or Adjusted 1973	
Public Buildings and Grounds	47,950.00	Buildings and Grounds		Transfers to Tax Title Liens or Foreclosed	
Other Public Works	19,200.00	Library and Education		Balance December 31, 1973	5,168.43
HEALTH and WELFARE		Conservation		TAX TITLE LIENS OUTSTANDING	
Health Services Except Environmental	4,100.00	All Other		Balance January 1, 1973	1,054.38
Welfare-Public Assistance	2,001.00			Transfers From Taxes	340.00
Hospitals, Clinics, First Aid	1,400.00	CAPITAL DEBT AUTHORIZED, DECEMBER 31, 1973		Redeemed in 1973	
Animal, Insect, & Rodent Control	1,400.00	ISSUED AND UNISSUED GROSS DEBT		Cancelled, Abated or Adjusted (1973)	
Other Welfare Services		School	432,424	Transfers to Foreclosed Property	
RECREATION and CONSERVATION		Self-Liquidating	390,000	Balance December 31, 1973	1,394.38
Beaches and Boardwalks	164,022.00	Other	246,372	PROPERTY ACQUIRED BY DEED OR FORECLOSURE	
Parks, Playgrounds, Shade Trees	11,500.00	Total	1,068,796	Balance January 1, 1973	
Land Reclamation & Conservation		ISSUED AND OUTSTANDING		Transfers From Taxes or Liens	
Other Recreational Services	27,030.00	School	432,424.04	Sale for Cash (1973)	
EDUCATION (excluding schools)		Self-Liquidating	71,000.00	Cancelled, Abated or Adjusted (1973)	
Libraries		Other	175,000.00	Balance December 31, 1973	
Other Educational Services		Total	678,424.04	CURRENT FINANCES DECEMBER 31, 1973	
STATUTORY EXPENDITURES		EQUALIZED VALUATION BASIS		ASSETS	
Pensions & F. I. C. A.	55,000.00	FOR NET DEBT COMPUTATION	47,118,217.67	Cash Dec. 31, 1973	460,808.93
Employee Fringe Benefits	25,000.00	REAL PROPERTY VALUATIONS		Taxes Receivable	97,497.75
Other Statutory Expenditures		Code Class # of Parcels % VAL'N		Tax Title Liens	1,394.38
MUNICIPAL FUNCTIONS TOTAL	914,431.00	1 Vacant Land 125 3.07	1,789,279.00	Foreclosed Property	
CAPITAL IMPROVEMENTS *MEMO*	108,000.00	2 Residential 1487 78.64	45,850,200.00	Emergencies & Other Deferred Charges	
DEBT SERVICE		3 Farm		State Aid Receivable	22,604.00
Principal Payments	15,000.00	4a Commercial 100 10.76	6,274,975.00	Other Receivables	
Interest Payments	6,478.75	4b Industrial		Total	582,305.06
DEFERRED CHARGES		4c Apartments 83 7.53	4,392,500.00	LIABILITIES, RESERVES, AND SURPLUS	
SCHOOL, COUNTY, SPECIAL DISTRICT TAXES	10,671.70	Total 1795	58,306,954.00	Cash Liabilities	303,344.29
SCHOOL, COUNTY, SPECIAL DISTRICT TAXES	636,516.39	Land Area .60 Sq. Miles		Reserves for Receivables	98,892.13
RESERVE FOR UNCOLLECTED TAXES	60,365.45	Net Valuation Taxable-Municipal	58,528,294.00	Surplus Dec. 31, 1973	180,068.64
EMERGENCY EMPLOYMENT ACT OF 1971	1,424.00	Net Valuation Taxable-County	46,513,261.00	Total	582,305.06
EXPENDITURES TOTAL	1,644,887.29	State Equalized Valuation	57,723,267.00		
		State Equalization Ratio	101.40		

0909

Population 1970 13,235  
 Population 1973 12,705  
 S & P Rating A  
 Moody Rating BAA

General Tax Rate Per \$100. 3.17  
 State Equalized Tax Rate 2.66

SEACAUCUS TOWN — HUDSON COUNTY  
 Form of Government:  
 Town Council  
 Number of Members on Governing Body 7

PER CAPITA: 1,009.86  
 Gross Debt 228.14  
 Net Debt 28.63  
 Debt Service 571.82  
 Total Tax Levy 218.32  
 Municipal Expenditures

PER CENT: 5.17  
 Gross Debt 1.17  
 Net Debt 97.70  
 Tax Levy Collected  
 Tax Levy Cancelled, Abated or Adjusted .05

EXPENDITURES		REVENUES-REALIZED		1973 PROPERTY TAX	
<b>GENERAL GOVERNMENT</b>				<b>STATE EQUALIZED TAX RATE 1.35</b>	
Governing Body & Public Boards		1973 Property Taxes Collected	7,097,883.05	Local District School Taxes	2,819,625.00
Municipal Clerk		1973 Payments in Lieu of Taxes		Regional & Consolidated School Tax	
Financial Administration	28,475.00	Delinquent Tax & Lien Collections	117,508.84	School Taxes in Municipal Budget	.04 108,672.93
Assessment of Taxes	10,022.00	Business Personalty Replacement Taxes	426,011.67	County Taxes	1.19 3,197,147.79
Collection of Taxes	21,367.00	Taxes from Public Utilities	342,660.54	County Library Taxes	
Planning, Housing & Development	18,421.00	Other Miscellaneous Tax Revenues		Local Municipal Purpose Taxes	.35 945,892.38
Human Resources		State Aid Revenues	124,325.17	Veteran & Senior Citizen Taxes	.03 71,030.00
Elections	2,350.00	Federal Aid Revenues	35,267.87	Total Taxes for Rate Computation	2.66 7,142,368.10
General Administration (other)	218,086.50	State and Local Fiscal Assistance Act Utilized	279,086.00	Special District Taxes	
<b>JUDICIARY</b>		Sale of Acquired Property		Bank Stock Taxes	9,261.27
Municipal Courts	31,897.00	Other Miscellaneous Revenues	164,601.19	Added and Omitted Taxes	184,406.68
<b>PUBLIC SAFETY</b>		Other Revenues, Revenue Sharing Tax Effort	69,792.58	Total Taxes Levied - ABSTRACT	7,265,006.05
Fire Protection	89,655.00	Total	8,657,136.91	Total Taxes Billed	7,265,155.82
Police Protection	672,791.40	Prior Years Surplus Appropriated	639,200.00	1973 TAXES COLLECTED	7,097,883.05
Civil Defense & Disaster Control	6,950.00	REVENUES TOTAL	9,296,336.91	1973 Taxes Cancelled, Abated or Adjusted	3,978.12
Environmental Inspection & Control	6,412.00	CAPITAL OUTLAY TOTAL	17,049.95	Transfer to Tax Title Liens or Foreclosed	917.27
Other Public Safety				Balance Outstanding Dec. 31, 1973	162,377.38
<b>PUBLIC WORKS</b>				<b>PRIOR YEARS TAXES OUTSTANDING</b>	
Streets and Drainage	287,277.00	Public Enterprises		Balance January 1, 1973	218,200.00
Sewers and Sewage Processing	166,557.59	Recreation—Culture		Collected in 1973	117,508.84
Garbage and Trash Disposal	158,465.85	Public Works	14,882.10	Cancelled, Abated or Adjusted 1973	
Public Buildings and Grounds	57,579.00	Buildings and Grounds	2,167.85	Transfers to Tax Title Liens or Foreclosed	744.75
Other Public Works		Library and Education		Balance December 31, 1973	99,946.41
<b>HEALTH and WELFARE</b>		Conservation		<b>TAX TITLE LIENS OUTSTANDING</b>	
Health Services Except Environmental	28,797.79	All Other		Balance January 1, 1973	2,651.44
Welfare-Public Assistance	21,372.00			Transfers From Taxes	1,805.94
Hospitals, Clinics, First Aid				Redeemed in 1973	
Animal, Insect, & Rodent Control	1,323.00			Cancelled, Abated or Adjusted (1973)	
Other Welfare Services				Transfers to Foreclosed Property	
<b>RECREATION and CONSERVATION</b>				Balance December 31, 1973	4,457.38
Beaches and Boardwalks				<b>PROPERTY ACQUIRED BY DEED OR FORECLOSURE</b>	
Parks, Playgrounds, Shade Trees	61,247.00			Balance January 1, 1973	112,950.00
Land Reclamation & Conservation				Transfers From Taxes or Liens	
Other Recreational Services	3,000.00			Sale for Cash (1973)	
<b>EDUCATION (excluding schools)</b>				Cancelled, Abated or Adjusted (1973)	
Libraries	75,565.00			Balance December 31, 1973	112,950.00
Other Educational Services				<b>CURRENT FINANCES DECEMBER 31, 1973</b>	
<b>STATUTORY EXPENDITURES</b>				<b>ASSETS</b>	
Pensions & F. I. C. A.	117,356.42			Cash Dec. 31, 1973	1,975,736.98
Employee Fringe Benefits	51,900.00			Taxes Receivable	262,323.79
Other Statutory Expenditures				Tax Title Liens	4,457.38
<b>MUNICIPAL FUNCTIONS</b>				Foreclosed Property	112,950.00
CAPITAL IMPROVEMENTS *MEMO*	257,195.00			Emergencies & Other Deferred Charges	36,955.92
<b>DEBT SERVICE</b>				State Aid Receivable	93,064.39
Principal Payments	194,232.93			Other Receivables	9,467.49
Interest Payments	169,567.00			Total	2,494,555.95
<b>TYPE I SCHL DEBT *MEMO</b>				<b>LIABILITIES, RESERVES, AND SURPLUS</b>	
DEFERRED CHARGES	10,000.00			Cash Liabilities	543,037.67
SCHOOL, COUNTY, SPECIAL DISTRICT TAXES	6,125,445.72			Reserves for Receivables	389,198.66
RESERVE FOR UNCOLLECTED TAXES	224,735.77			Surplus Dec. 31, 1973	1,562,719.62
EMERGENCY EMPLOYMENT ACT OF 1971	38,332.32			Total	2,494,555.95
<b>EXPENDITURES TOTAL</b>	8,899,181.29				

1971/3000

\* ABOVE DEBT SERVICE INCLUDES TYPE I SCHOOL DEBT

0332

Population 1970 1,320  
 Population 1973 1,460  
 S & P Rating  
 Moody Rating

General Tax Rate Per \$100. 3.20  
 State Equalized Tax Rate 3.09

SHAMONG TOWNSHIP — BURLINGTON CO.  
 Form of Government:  
 Township Committee  
 Number of Members on Governing Body 3

PER CAPITA: 484.21  
 Gross Debt 22.03  
 Net Debt  
 Debt Service 342.53  
 Total Tax Levy 131.13  
 Municipal Expenditures  
 PER CENT: 6.30  
 Gross Debt .29  
 Net Debt 78.78  
 Tax Levy Collected  
 Tax Levy Cancelled, Abated or Adjusted .45

EXPENDITURES		REVENUES-REALIZED		1973 PROPERTY TAX	
<b>GENERAL GOVERNMENT</b>				<b>STATE EQUALIZED TAX RATE</b>	
Governing Body & Public Boards		1973 Property Taxes Collected	395,161.23	Local District School Taxes 1.77	263,812.77
Municipal Clerk		1973 Payments in Lieu of Taxes		Regional & Consolidated School Tax .73	108,761.32
Financial Administration	3,400.00	Delinquent Tax & Lien Collections	91,371.75	School Taxes in Municipal Budget	
Assessment of Taxes	4,611.87	Business Personalty Replacement Taxes	7,359.03	County Taxes .52	78,090.01
Collection of Taxes	4,416.30	Taxes from Public Utilities	23,655.47	County Library Taxes .02	2,899.98
Planning, Housing & Development	5,189.78	Other Miscellaneous Tax Revenues		Local Municipal Purpose Taxes	
Human Resources		State Aid Revenues	9,166.00	Veteran & Senior Citizen Taxes .04	5,480.00
Elections		Federal Aid Revenues		Total Taxes for Rate Computation 3.08	459,044.08
General Administration (other)	12,558.72	State and Local Fiscal Assistance Act Utilized		Special District Taxes	
<b>JUDICIARY</b>		Sale of Acquired Property		Bank Stock Taxes	
Municipal Courts	2,283.17	Other Miscellaneous Revenues	37,578.72	Added and Omitted Taxes	46,523.70
<b>PUBLIC SAFETY</b>		Other Revenues, Revenue Sharing Tax Effort	24,265.74	Total Taxes Levied - ABSTRACT	500,087.78
Fire Protection	28,000.00	Total	583,557.94	Total Taxes Billed	501,586.03
Police Protection	950.00	Prior Years Surplus Appropriated	111,534.00	1973 TAXES COLLECTED	395,161.23
Civil Defense & Disaster Control	699.95	REVENUES TOTAL	695,091.94	1973 Taxes Cancelled, Abated or Adjusted	2,259.20
Environmental Inspection & Control	2,507.57			Transfer to Tax Title Liens or Foreclosed	2,352.00
Other Public Safety				Balance Outstanding Dec. 31, 1973	101,813.60
<b>PUBLIC WORKS</b>		<b>CAPITAL OUTLAY TOTAL</b>		<b>PRIOR YEARS TAXES OUTSTANDING</b>	
Streets and Drainage	24,160.82	Public Enterprises		Balance January 1, 1973	83,245.24
Sewers and Sewage Processing		Recreation—Culture		Collected in 1973	79,240.72
Garbage and Trash Disposal	180.00	Public Works		Cancelled, Abated or Adjusted 1973	.20
Public Buildings and Grounds		Buildings and Grounds		Transfers to Tax Title Liens or Foreclosed	1,170.00
Other Public Works		Library and Education		Balance December 31, 1973	2,834.32
<b>HEALTH and WELFARE</b>		Conservation		<b>TAX TITLE LIENS OUTSTANDING</b>	
Health Services Except Environmental	52.00	All Other		Balance January 1, 1973	3,395.58
Welfare-Public Assistance	320.48			Transfers From Taxes	3,693.96
Hospitals, Clinics, First Aid				Redeemed in 1973	2,131.03
Animal, Insect, & Rodent Control	519.75			Cancelled, Abated or Adjusted (1973)	100.07
Other Welfare Services				Transfers to Foreclosed Property	
<b>RECREATION and CONSERVATION</b>				Balance December 31, 1973	4,858.44
Beaches and Boardwalks				<b>PROPERTY ACQUIRED BY DEED OR</b>	
Parks, Playgrounds, Shade Trees				<b>FORECLOSURE</b>	
Land Reclamation & Conservation				Balance January 1, 1973	75.00
Other Recreational Services				Transfers From Taxes or Liens	
<b>EDUCATION (excluding schools)</b>				Sale for Cash (1973)	
Libraries				Cancelled, Abated or Adjusted (1973)	
Other Educational Services	95.00			Balance December 31, 1973	75.00
<b>STATUTORY EXPENDITURES</b>				<b>CURRENT FINANCES DECEMBER 31, 1973</b>	
Pensions & F. I. C. A.	709.66			<b>ASSETS</b>	
Employee Fringe Benefits				Cash Dec. 31, 1973	347,768.06
Other Statutory Expenditures				Taxes Receivable	104,647.92
<b>MUNICIPAL FUNCTIONS TOTAL</b>	<b>90,655.07</b>			Tax Title Liens	4,858.44
<b>CAPITAL IMPROVEMENTS *MEMO*</b>	<b>11,500.00</b>			Foreclosed Property	75.00
<b>DEBT SERVICE</b>				Emergencies & Other Deferred Charges	
Principal Payments				State Aid Receivable	218.60
Interest Payments				Other Receivables	3,336.02
<b>DEFERRED CHARGES</b>				Total	460,904.04
SCHOOL, COUNTY, SPECIAL DISTRICT TAXES	453,564.08			<b>LIABILITIES, RESERVES, AND SURPLUS</b>	
RESERVE FOR UNCOLLECTED TAXES	100,800.00			Cash Liabilities	153,750.91
EMERGENCY EMPLOYMENT ACT OF 1971				Reserves for Receivables	112,917.38
<b>EXPENDITURES TOTAL</b>	<b>645,019.15</b>			Surplus Dec. 31, 1973	194,235.75
				Total	460,904.04

0611

Population 1970 575  
Population 1973 595  
S & P Rating  
Moody Rating

General Tax Rate Per \$100. 3.80  
State Equalized Tax Rate 3.76

SHILOH BOROUGH — CUMBERLAND COUNTY  
Form of Government:  
Borough Council  
Number of Members on Governing Body 6

PER CAPITA:  
Gross Debt  
Net Debt  
Debt Service  
Total Tax Levy 196.19  
Municipal Expenditures 54.66  
PER CENT:  
Gross Debt  
Net Debt  
Tax Levy Collected 94.85  
Tax Levy Cancelled, Abated or Adjusted

EXPENDITURES		REVENUES-REALIZED		1973 PROPERTY TAX	
<b>GENERAL GOVERNMENT</b>				<b>STATE EQUALIZED TAX RATE</b> 2.58	
Governing Body & Public Boards	200.00	1973 Property Taxes Collected 111,496.17		Local District School Taxes	82,298.00
Municipal Clerk		1973 Payments in Lieu of Taxes		Regional & Consolidated School Tax	
Financial Administration	1,350.00	Delinquent Tax & Lien Collections 2,616.82		School Taxes in Municipal Budget	
Assessment of Taxes	650.00	Business Personalty Replacement Taxes 3,021.07		County Taxes	34,302.76
Collection of Taxes	667.98	Taxes from Public Utilities 7,055.43		County Library Taxes	
Planning, Housing & Development	100.00	Other Miscellaneous Tax Revenues		Local Municipal Purpose Taxes	
Human Resources		State Aid Revenues 5,862.98		Veteron & Senior Citizen Taxes .10	3,050.00
Elections		Federal Aid Revenues		Total Taxes for Rate Computation 3.76	119,650.76
General Administration (other)	2,650.00	State and Local Fiscal Assistance Act Utilized 1,722.00		Special District Taxes	
<b>JUDICIARY</b>		Sale of Acquired Property		Bank Stock Taxes	135.25
Municipal Courts	300.00	Other Miscellaneous Revenues 935.39		Added and Omitted Taxes	
<b>PUBLIC SAFETY</b>		Other Revenues, Revenue Sharing Tax Effort		Total Taxes Levied - ABSTRACT	116,736.01
Fire Protection	1,758.80	Total 132,709.86		Total Taxes Billed	117,546.53
Police Protection	500.00	Prior Years Surplus Appropriated 16,569.58		<b>1973 TAXES COLLECTED</b>	111,496.17
Civil Defense & Disaster Control	45.60	<b>TOTAL</b> 149,279.44		1973 Taxes Cancelled, Abated or Adjusted	
Environmental Inspection & Control	100.00	<b>CAPITAL OUTLAY</b>		Transfer to Tax Title Liens or Foreclosed	
Other Public Safety		Public Enterprises		Balance Outstanding Dec. 31, 1973	6,050.36
<b>PUBLIC WORKS</b>		Recreation—Culture		<b>PRIOR YEARS TAXES OUTSTANDING</b>	
Streets and Drainage	6,409.32	Public Works		Balance January 1, 1973	3,904.42
Sewers and Sewage Processing		Buildings and Grounds		Collected in 1973	2,616.82
Garbage and Trash Disposal	3,130.00	Library and Education		Cancelled, Abated or Adjusted 1973	.59
Public Buildings and Grounds	182.02	Conservation		Transfers to Tax Title Liens or Foreclosed	
Other Public Works		All Other		Balance December 31, 1973	1,287.01
<b>HEALTH and WELFARE</b>		<b>CAPITAL DEBT AUTHORIZED, DECEMBER 31, 1973</b>		<b>TAX TITLE LIENS OUTSTANDING</b>	
Health Services Except Environmental	450.00	<b>ISSUED AND UNISSUED</b>		Balance January 1, 1973	
Welfare-Public Assistance	100.00	School		Transfers From Taxes	
Hospitals, Clinics, First Aid		Self-liquidating		Redeemed in 1973	
Animal, Insect, & Rodent Control		Other		Cancelled, Abated or Adjusted (1973)	
Other Welfare Services		Total		Transfers to Foreclosed Property	
<b>RECREATION and CONSERVATION</b>		<b>ISSUED AND OUTSTANDING</b>		Balance December 31, 1973	
Beaches and Boardwalks		School		<b>PROPERTY ACQUIRED BY DEED OR FORECLOSURE</b>	
Parks, Playgrounds, Shade Trees		Self-Liquidating		Balance January 1, 1973	
Land Reclamation & Conservation		Other		Transfers From Taxes or Liens	
Other Recreational Services		Total		Sale for Cash (1973)	
<b>EDUCATION (excluding schools)</b>		<b>EQUALIZED VALUATION BASIS</b>		Cancelled, Abated or Adjusted (1973)	
Libraries		<b>FOR NET DEBT COMPUTATION</b> 2,690,328.33		Balance December 31, 1973	
Other Educational Services		<b>REAL PROPERTY VALUATIONS</b>		<b>CURRENT FINANCES DECEMBER 31, 1973</b>	
<b>STATUTORY EXPENDITURES</b>		<b>Code Class # of Parcels % VAL'N</b>		<b>ASSETS</b>	
Pensions & F. I. C. A.	100.00	<b>ASSESSED VALUATION</b>		Cash Dec. 31, 1973	30,773.19
Employee Fringe Benefits		1 Vacant Land 17 .66		Taxes Receivable	7,337.37
Other Statutory Expenditures		2 Residential 153 71.32		Tax Title Liens	
<b>MUNICIPAL FUNCTIONS</b>		3 Farm 21 19.27		Foreclosed Property	
<b>CAPITAL IMPROVEMENTS</b> *MEMO*	7,804.40	4a Commercial 17 8.74		Emergencies & Other Deferred Charges	3,653.72
<b>DEBT SERVICE</b>		4b Industrial		State Aid Receivable	3,864.00
Principal Payments		4c Apartments		Other Receivables	
Interest Payments		Total 208		Total	45,628.28
<b>DEFERRED CHARGES</b>	2,826.24	Land Area 1.18 Sq. Miles		<b>LIABILITIES, RESERVES, AND SURPLUS</b>	
<b>SCHOOL, COUNTY, SPECIAL DISTRICT TAXES</b>	116,600.76	Net Valuation Taxable-Municipal 3,151,638.00		Cash Liabilities	5,129.12
<b>RESERVE FOR UNCOLLECTED TAXES</b>	11,031.32	Net Valuation Taxable-County 2,961,173.00		Reserves for Receivables	7,337.37
<b>EMERGENCY EMPLOYMENT ACT OF 1971</b>		State Equalized Valuation 3,183,089.00		Surplus Dec. 31, 1973	33,161.79
<b>EXPENDITURES</b>		State Equalization Ratio 98.99		Total	45,628.28
<b>TOTAL</b>	149,122.04				

1528

Population 1970 1,085  
 Population 1973 1,175  
 S & P Rating  
 Moody Rating

General Tax Rate Per \$100 2.29  
 State Equalized Tax Rate 1.82

**SHIP BOTTOM BOROUGH — OCEAN COUNTY**  
**Form of Government:**  
**Borough Council**  
**Number of Members on Governing Body 6**

PER CAPITA: 710.66  
 Gross Debt 142.09  
 Net Debt 46.19  
 Debt Service 810.38  
 Total Tax Levy 652.67  
 Municipal Expenditures

PER CENT: 1.93  
 Gross Debt .39  
 Net Debt 92.56  
 Tax Levy Collected  
 Tax Levy Cancelled, Abated or Adjusted

EXPENDITURES		REVENUES-REALIZED		1973 PROPERTY TAX	
<b>GENERAL GOVERNMENT</b>				<b>STATE EQUALIZED TAX RATE</b>	
Governing Body & Public Boards		1973 Property Taxes Collected	881,335.55	Local District School Taxes	.24 125,101.89
Municipal Clerk	7,000.00	1973 Payments in Lieu of Taxes		Regional & Consolidated School Tax	.42 220,960.19
Financial Administration	6,650.00	Delinquent Tax & Lien Collections	71,783.32	School Taxes in Municipal Budget	
Assessment of Taxes	10,700.00	Business Personalty Replacement Taxes	16,289.52	County Taxes	.42 217,841.75
Collection of Taxes	5,280.00	Taxes from Public Utilities	79,406.02	County Library Taxes	.02 10,039.23
Planning, Housing & Development		Other Miscellaneous Tax Revenues		Local Municipal Purpose Taxes	.70 368,098.79
Human Resources		State Aid Revenues	9,085.22	Veteran & Senior Citizen Taxes	.33 15,645.00
Elections		Federal Aid Revenues		Total Taxes for Rate Computation	1.83 957,686.85
General Administration (other)	77,690.00	State and Local Fiscal Assistance Act Utilized	23,512.00	Special District Taxes	
<b>JUDICIARY</b>	8,700.00	Sale of Acquired Property		Bank Stock Taxes	2,301.21
Municipal Courts		Other Miscellaneous Revenues	125,512.09	Added and Omitted Taxes	7,848.95
<b>PUBLIC SAFETY</b>		Other Revenues, Revenue Sharing Tax Effort	24,977.73	Total Taxes Levied - ABSTRACT	952,192.01
Fire Protection	12,900.00	Total	1,231,901.45	Total Taxes Billed	881,335.55
Police Protection	125,100.00	Prior Years Surplus Appropriated	197,000.00	<b>1973 TAXES COLLECTED</b>	
Civil Defense & Disaster Control	2,000.00	<b>REVENUES TOTAL</b>	1,428,901.45	1973 Taxes Cancelled, Abated or Adjusted	
Environmental Inspection & Control	5,000.00	<b>CAPITAL OUTLAY TOTAL</b>	65,346.08	Transfer to Tax Title Liens or Foreclosed	
Other Public Safety				Balance Outstanding Dec. 31, 1973	70,856.46
<b>PUBLIC WORKS</b>	147,930.00	Public Enterprises	65,346.08	<b>PRIOR YEARS TAXES OUTSTANDING</b>	
Streets and Drainage		Recreation—Culture		Balance January 1, 1973	72,744.30
Sewers and Sewage Processing	45,100.00	Public Works		Collected in 1973	71,783.32
Garbage and Trash Disposal	25,350.00	Buildings and Grounds		Cancelled, Abated or Adjusted 1973	686.07
Public Buildings and Grounds	2,000.00	Library and Education		Transfers to Tax Title Liens or Foreclosed	
Other Public Works		Conservation		Balance December 31, 1973	274.91
<b>HEALTH and WELFARE</b>	6,050.00	All Other		<b>TAX TITLE LIENS OUTSTANDING</b>	
Health Services Except Environmental	1,450.00	<b>CAPITAL DEBT AUTHORIZED, DECEMBER 31, 1973</b>		Balance January 1, 1973	760.50
Welfare-Public Assistance	1,750.00	<b>ISSUED AND UNISSUED GROSS DEBT NET DEBT</b>		Transfers From Taxes	
Hospitals, Clinics, First Aid	3,050.00	School 428,068		Redeemed in 1973	
Animal, Insect, & Rodent Control		Self-Liquidating 240,000		Cancelled, Abated or Adjusted (1973)	
Other Welfare Services		Other 166,953	166,953	Transfers to Foreclosed Property	
<b>RECREATION and CONSERVATION</b>	76,231.75	Total 835,021	166,953	Balance December 31, 1973	760.50
Beaches and Boardwalks		<b>ISSUED AND OUTSTANDING</b>		<b>PROPERTY ACQUIRED BY DEED OR FORECLOSURE</b>	
Parks, Playgrounds, Shade Trees	4,400.00	School 428,068.16		Balance January 1, 1973	25,325.00
Land Reclamation & Conservation		Self-Liquidating 75,000.00		Transfers From Taxes or Liens	
Other Recreational Services		Other 114,000.00		Sale for Cash (1973)	
<b>EDUCATION (excluding schools)</b>	200.00	Total 617,068.16		Cancelled, Abated or Adjusted (1973)	
Libraries		<b>EQUALIZED VALUATION BASIS FOR NET DEBT COMPUTATION</b>	43,323,628.00	Balance December 31, 1973	25,325.00
Other Educational Services		<b>REAL PROPERTY VALUATIONS</b>		<b>CURRENT FINANCES DECEMBER 31, 1973</b>	
<b>STATUTORY EXPENDITURES</b>	23,488.00	Code Class # of Parcels % VAL'N		<b>ASSETS</b>	
Pensions & F. I. C. A.	19,000.00	1 Vacant Land 239 5.60	2,296,845.00	Cash Dec. 31, 1973	767,122.29
Employee Fringe Benefits		2 Residential 1361 73.54	30,173,916.00	Taxes Receivable	71,131.37
Other Statutory Expenditures		3 Farm 117 17.42	7,148,055.00	Tax Title Liens	760.50
<b>MUNICIPAL FUNCTIONS TOTAL</b>	617,019.75	4a Commercial 10 3.44	1,411,050.00	Foreclosed Property	25,325.00
<b>CAPITAL IMPROVEMENTS *MEMO*</b>	75,012.00	Total 1727	41,029,866.00	Emergencies & Other Deferred Charges	13,800.00
<b>DEBT SERVICE</b>	47,000.00			State Aid Receivable	28,952.00
Principal Payments	7,268.25			Other Receivables	6,772.60
Interest Payments				Total	913,863.76
<b>DEFERRED CHARGES</b>	15,000.00			<b>LIABILITIES, RESERVES, AND SURPLUS</b>	
<b>SCHOOL, COUNTY, SPECIAL DISTRICT TAXES</b>	573,943.06	Land Area .71 Sq. Miles	41,880,723.00	Cash Liabilities	424,182.04
<b>RESERVE FOR UNCOLLECTED TAXES</b>	80,600.00	Net Valuation Taxable-Municipal	44,855,505.00	Reserves for Receivables	103,589.47
<b>EMERGENCY EMPLOYMENT ACT OF 1971</b>		Net Valuation Taxable-County	52,240,970.00	Surplus Dec. 31, 1973	385,692.25
<b>EXPENDITURES TOTAL</b>	1,340,831.06	State Equalized Valuation	79.84	Total	913,863.76

1345

Population 1970 3,320  
 Population 1973 3,325  
 S & P Rating  
 Moody Rating

General Tax Rate Per \$100. 3.69  
 State Equalized Tax Rate 3.17

SHREWSBURY BOROUGH — MONMOUTH CO.  
 Form of Government:  
 Borough Council  
 Number of Members on Governing Body 6

PER CAPITA:  
 Gross Debt 784.97  
 Net Debt 125.38  
 Debt Service 5.08  
 Total Tax Levy 531.75  
 Municipal Expenditures 174.21

PER CENT:  
 Gross Debt 5.42  
 Net Debt .87  
 Tax Levy Collected 96.17  
 Tax Levy Cancelled, Abated or Adjusted

EXPENDITURES		REVENUES-REALIZED		1973 PROPERTY TAX	
GENERAL GOVERNMENT				STATE EQUALIZED TAX RATE 1.17	
Governing Body & Public Boards		1973 Property Taxes Collected	1,700,303.74	Local District School Taxes	634,722.00
Municipal Clerk		1973 Payments in Lieu of Taxes		Regional & Consolidated School Tax .73	397,270.66
Financial Administration	2,725.00	Delinquent Tax & Lien Collections	55,905.53	School Taxes in Municipal Budget	
Assessment of Taxes	5,705.00	Business Personalty Replacement Taxes	52,651.76	County Taxes .62	333,748.71
Collection of Taxes	12,656.00	Taxes from Public Utilities	63,037.42	County Library Taxes .02	12,886.73
Planning, Housing & Development	1,885.00	Other Miscellaneous Tax Revenues		Local Municipal Purpose Taxes .59	318,706.97
Human Resources	1,000.00	State Aid Revenues	13,864.77	Veteran & Senior Citizen Taxes .04	22,550.00
Elections		Federal Aid Revenues		Total Taxes for Rate Computation 3.17	1,719,885.07
General Administration (other)	68,043.00	State and Local Fiscal Assistance Act Utilized	27,357.00	Special District Taxes	
JUDICIARY		Sale of Acquired Property	63,715.69	Bank Stock Taxes	2,612.03
Municipal Courts	9,051.00	Other Miscellaneous Revenues	11,346.26	Added and Omitted Taxes	68,135.92
PUBLIC SAFETY		Other Revenues, Revenue Sharing Tax Effort	1,988,182.17	Total Taxes Levied - ABSTRACT	1,768,083.02
Fire Protection	24,345.00	REVENUES TOTAL	2,078,182.17	Total Taxes Billed	1,768,083.02
Police Protection	183,055.00	Prior Years Surplus Appropriated	90,000.00	1973 TAXES COLLECTED	1,700,303.74
Civil Defense & Disaster Control	300.00	CAPITAL OUTLAY TOTAL	128,391.04	1973 Taxes Cancelled, Abated or Adjusted	
Environmental Inspection & Control	4,300.00			Transfer to Tax Title Liens or Foreclosed	
Other Public Safety				Balance Outstanding Dec. 31, 1973	67,779.28
PUBLIC WORKS				PRIOR YEARS TAXES OUTSTANDING	
Streets and Drainage	61,065.00	Public Enterprises		Balance January 1, 1973	51,161.81
Sewers and Sewage Processing		Recreation—Culture	107,042.15	Collected in 1973	50,289.02
Garbage and Trash Disposal	33,635.00	Public Works	8,204.86	Cancelled, Abated or Adjusted 1973	
Public Buildings and Grounds	8,240.00	Buildings and Grounds	13,144.03	Transfers to Tax Title Liens or Foreclosed	872.20
Other Public Works		Library and Education		Balance December 31, 1973	.59
HEALTH and WELFARE		Conservation		TAX TITLE LIENS OUTSTANDING	
Health Services Except Environmental	9,283.00	All Other		Balance January 1, 1973	4,759.33
Welfare-Public Assistance				Transfers From Taxes	1,050.79
Hospitals, Clinics, First Aid				Redeemed in 1973	5,616.51
Animal, Insect, & Rodent Control				Cancelled, Abated or Adjusted (1973)	
Other Welfare Services				Transfers to Foreclosed Property	
RECREATION and CONSERVATION				Balance December 31, 1973	193.61
Beaches and Boardwalks				PROPERTY ACQUIRED BY DEED OR	
Parks, Playgrounds, Shade Trees	7,750.00			FORECLOSURE	
Land Reclamation & Conservation	500.00			Balance January 1, 1973	
Other Recreational Services				Transfers From Taxes or Liens	
EDUCATION (excluding schools)				Sale for Cash (1973)	
Libraries	8,797.00			Cancelled, Abated or Adjusted (1973)	
Other Educational Services				Balance December 31, 1973	
STATUTORY EXPENDITURES				CURRENT FINANCES DECEMBER 31, 1973	
Pensions & F. I. C. A.	28,408.00			ASSETS	
Employee Fringe Benefits	12,696.00			Cash Dec. 31, 1973	462,762.87
Other Statutory Expenditures				Taxes Receivable	67,779.87
MUNICIPAL FUNCTIONS TOTAL	483,439.00			Tax Title Liens	193.61
CAPITAL IMPROVEMENTS * MEMO*	51,357.00			Foreclosed Property	
DEBT SERVICE				Emergencies & Other Deferred Charges	20,120.00
Principal Payments	13,640.00			State Aid Receivable	7,893.66
Interest Payments	3,260.00			Other Receivables	101,668.00
DEFERRED CHARGES	10,540.00			Total	660,418.01
SCHOOL, COUNTY, SPECIAL DISTRICT TAXES	1,378,628.10			LIABILITIES, RESERVES, AND SURPLUS	
RESERVE FOR UNCOLLECTED TAXES	68,362.00			Cash Liabilities	382,083.65
EMERGENCY EMPLOYMENT ACT OF 1971				Reserves for Receivables	169,641.48
EXPENDITURES TOTAL	1,957,869.10			Surplus Dec. 31, 1973	108,692.88
				Total	660,418.01

1346

Population 1970 1,170  
 Population 1973 1,235  
 S & P Rating  
 Moody Rating

General Tax Rate Per \$100 5.03  
 State Equalized Tax Rate 5.79

SHREWSBURY TOWNSHIP — MONMOUTH CO.  
 Form of Government:  
 Township Committee  
 Number of Members on Governing Body 3

PER CAPITA: 18.34  
 Gross Debt  
 Net Debt  
 Debt Service 79.25  
 Total Tax Levy 79.89  
 Municipal Expenditures  
 PER CENT: 1.69  
 Gross Debt  
 Net Debt  
 Tax Levy Collected 100.00  
 Tax Levy Cancelled, Abated or Adjusted

EXPENDITURES		REVENUES-REALIZED		1973 PROPERTY TAX	
GENERAL GOVERNMENT				STATE EQUALIZED TAX RATE	
Governing Body & Public Boards				Local District School Taxes	1.36 26,389.63
Municipal Clerk				Regional & Consolidated School Tax	1.32 22,303.60
Financial Administration	3,475.00			School Taxes in Municipal Budget	
Assessment of Taxes	125.00			County Taxes	.76 12,845.94
Collection of Taxes	125.00			County Library Taxes	.03 495.97
Planning, Housing & Development				Local Municipal Purpose Taxes	2.12 35,844.00
Human Resources				Veteran & Senior Citizen Taxes	
Elections	400.00			Total Taxes for Rate Computation	5.79 97,879.14
General Administration (other)	16,364.34			Special District Taxes	
JUDICIARY				Bank Stock Taxes	
Municipal Courts	1,910.00			Added and Omitted Taxes	
PUBLIC SAFETY				Total Taxes Levied - ABSTRACT	97,879.14
Fire Protection	3,929.66			Total Taxes Billed	97,879.14
Police Protection	5,080.00			1973 TAXES COLLECTED	97,879.14
Civil Defense & Disaster Control	2,500.00			1973 Taxes Cancelled, Abated or Adjusted	
Environmental Inspection & Control				Transfer to Tax Title Liens or Foreclosed	
Other Public Safety				Balance Outstanding Dec. 31, 1973	
PUBLIC WORKS				PRIOR YEARS TAXES OUTSTANDING	
Streets and Drainage	5,130.00			Balance January 1, 1973	
Sewers and Sewage Processing	15,200.00			Collected in 1973	
Garbage and Trash Disposal	31,460.00			Cancelled, Abated or Adjusted 1973	
Public Buildings and Grounds	3,300.00			Transfers to Tax Title Liens or Foreclosed	
Other Public Works				Balance December 31, 1973	
HEALTH and WELFARE				TAX TITLE LIENS OUTSTANDING	
Health Services Except Environmental	4,470.00			Balance January 1, 1973	
Welfare-Public Assistance	100.00			Transfers From Taxes	
Hospitals, Clinics, First Aid				Redeemed in 1973	
Animal, Insect, & Rodent Control				Cancelled, Abated or Adjusted (1973)	
Other Welfare Services				Transfers to Foreclosed Property	
RECREATION and CONSERVATION				Balance December 31, 1973	
Beaches and Boardwalks				PROPERTY ACQUIRED BY DEED OR	
Parks, Playgrounds, Shade Trees	2,000.00			FORECLOSURE	
Land Reclamation & Conservation				Balance January 1, 1973	
Other Recreational Services	100.00			Transfers From Taxes or Liens	
EDUCATION (excluding schools)				Sale for Cash (1973)	
Libraries				Cancelled, Abated or Adjusted (1973)	
Other Educational Services				Balance December 31, 1973	
STATUTORY EXPENDITURES				CURRENT FINANCES DECEMBER 31, 1973	
Pensions & F. I. C. A.	2,400.00			ASSETS	
Employee Fringe Benefits				Cash Dec. 31, 1973	64,914.48
Other Statutory Expenditures				Taxes Receivable	
MUNICIPAL FUNCTIONS TOTAL	98,069.00			Tax Title Liens	
CAPITAL IMPROVEMENTS *MEMO*	32,918.00			Foreclosed Property	
DEBT SERVICE				Emergencies & Other Deferred Charges	1,800.00
Principal Payments				State Aid Receivable	455.76
Interest Payments				Other Receivables	11,747.13
DEFERRED CHARGES	600.00			Total	78,917.37
SCHOOL, COUNTY, SPECIAL DISTRICT TAXES	62,035.14			LIABILITIES, RESERVES, AND SURPLUS	
RESERVE FOR UNCOLLECTED TAXES				Cash Liabilities	44,750.53
EMERGENCY EMPLOYMENT ACT OF 1971				Reserves for Receivables	11,747.13
EXPENDITURES TOTAL	160,704.14			Surplus Dec. 31, 1973	22,419.71
				Total	78,917.37

0431

Population 1970 6,520  
 Population 1973 6,850  
 S & P Rating  
 Moody Rating

General Tax Rate Per \$100. 4.45  
 State Equalized Tax Rate 3.82

**SOMERDALE BOROUGH — CAMDEN COUNTY**  
**Form of Government:**  
**Borough Council**  
**Number of Members on Governing Body 6**

PER CAPITA:  
 Gross Debt 166.74  
 Net Debt 64.41  
 Debt Service 2.90  
 Total Tax Levy 238.71  
 Municipal Expenditures 90.19

PER CENT:  
 Gross Debt 3.01  
 Net Debt 1.16  
 Tax Levy Collected 91.94  
 Tax Levy Cancelled, Abated or Adjusted

EXPENDITURES		REVENUES-REALIZED		1973 PROPERTY TAX	
<b>GENERAL GOVERNMENT</b>				<b>STATE EQUALIZED TAX RATE</b>	
Governing Body & Public Boards		1973 Property Taxes Collected	1,503,311.54	Local District School Taxes	1.35
Municipal Clerk		1973 Payments in Lieu of Taxes		Regional & Consolidated School Tax	.82
Financial Administration	6,550.00	Delinquent Tax & Lien Collections	100,560.84	School Taxes in Municipal Budget	
Assessment of Taxes	4,200.00	Business Personalty Replacement Taxes	26,800.38	County Taxes	.92
Collection of Taxes	6,200.00	Taxes from Public Utilities	106,257.65	County Library Taxes	.03
Planning, Housing & Development	3,195.00	Other Miscellaneous Tax Revenues		Local Municipal Purpose Taxes	.64
Human Resources		State Aid Revenues	31,891.41	Veteran & Senior Citizen Taxes	.08
Elections	1,350.00	Federal Aid Revenues		Total Taxes for Rate Computation	3.84
General Administration (other)	43,201.26	State and Local Fiscal Assistance Act Utilized	41,284.25	Special District Taxes	
<b>JUDICIARY</b>		Sale of Acquired Property	39,200.00	Bank Stock Taxes	3,266.13
Municipal Courts	5,000.00	Other Miscellaneous Revenues	34,897.61	Added and Omitted Taxes	24,795.96
<b>PUBLIC SAFETY</b>		Other Revenues, Revenue Sharing Tax Effort	19,489.73	Total Taxes Levied - ABSTRACT	1,635,169.94
Fire Protection	22,625.00	Total	1,903,693.41	Total Taxes Billed	1,635,169.94
Police Protection	129,555.00	Prior Years Surplus Appropriated	60,000.00	1973 TAXES COLLECTED	1,503,311.54
Civil Defense & Disaster Control	650.00	REVENUES TOTAL	1,963,693.41	1973 Taxes Cancelled, Abated or Adjusted	
Environmental Inspection & Control	600.00	CAPITAL OUTLAY TOTAL	97,409.99	Transfer to Tax Title Liens or Foreclosed	
Other Public Safety				Balance Outstanding Dec. 31, 1973	131,858.40
<b>PUBLIC WORKS</b>				<b>PRIOR YEARS TAXES OUTSTANDING</b>	
Streets and Drainage	100,610.95	Public Enterprises		Balance January 1, 1973	98,114.57
Sewers and Sewage Processing		Recreation—Culture		Collected in 1973	90,401.80
Garbage and Trash Disposal	39,447.50	Public Works	95,872.95	Cancelled, Abated or Adjusted 1973	
Public Buildings and Grounds	5,650.00	Buildings and Grounds	1,537.04	Transfers to Tax Title Liens or Foreclosed	
Other Public Works		Library and Education		Balance December 31, 1973	7,712.77
<b>HEALTH and WELFARE</b>		Conservation		<b>TAX TITLE LIENS OUTSTANDING</b>	
Health Services Except Environmental	2,135.00	All Other		Balance January 1, 1973	19,579.43
Welfare-Public Assistance	3,900.00			Transfers From Taxes	
Hospitals, Clinics, First Aid				Redeemed in 1973	10,159.04
Animal, Insect, & Rodent Control				Cancelled, Abated or Adjusted (1973)	
Other Welfare Services				Transfers to Foreclosed Property	
<b>RECREATION and CONSERVATION</b>				Balance December 31, 1973	9,420.39
Beaches and Boardwalks				<b>PROPERTY ACQUIRED BY DEED OR FORECLOSURE</b>	
Parks, Playgrounds, Shade Trees	13,084.25			Balance January 1, 1973	59,966.62
Land Reclamation & Conservation				Transfers From Taxes or Liens	
Other Recreational Services	20,129.00			Sale for Cash (1973)	39,200.00
<b>EDUCATION (excluding schools)</b>				Cancelled, Abated or Adjusted (1973)	
Libraries	6,000.00			Balance December 31, 1973	20,766.62
Other Educational Services				<b>CURRENT FINANCES DECEMBER 31, 1973</b>	
<b>STATUTORY EXPENDITURES</b>				<b>ASSETS</b>	
Pensions & F. I. C. A.	19,613.00			Cash Dec. 31, 1973	224,452.91
Employee Fringe Benefits	22,350.00			Taxes Receivable	139,571.17
Other Statutory Expenditures				Tax Title Liens	9,420.39
<b>MUNICIPAL FUNCTIONS</b>				Foreclosed Property	20,766.62
CAPITAL IMPROVEMENTS *MEMO*	49,430.00			Emergencies & Other Deferred Charges	14,620.00
<b>DEBT SERVICE</b>				State Aid Receivable	5,000.00
Principal Payments	10,000.00			Other Receivables	5,600.66
Interest Payments	9,834.47			Total	419,431.75
<b>DEFERRED CHARGES</b>				<b>LIABILITIES, RESERVES, AND SURPLUS</b>	
SCHOOL, COUNTY, SPECIAL DISTRICT TAXES	10,224.50			Cash Liabilities	77,803.28
RESERVE FOR UNCOLLECTED TAXES	1,330,773.98			Reserves for Receivables	175,358.84
EMERGENCY EMPLOYMENT ACT OF 1971	131,717.04			Surplus Dec. 31, 1973	166,269.63
<b>EXPENDITURES TOTAL</b>	1,943,545.95			Total	419,431.75

0121

Population 1970 8,055  
 Population 1973 8,965  
 S & P Rating BBB  
 Moody Rating BA

General Tax Rate Per \$100. 4.08  
 State Equalized Tax Rate 3.52

SOMERS POINT CITY — ATLANTIC CO.  
 Form of Government:  
 City Charter Act (P.L. 1897 c.30)  
 Number of Members on Governing Body 7

PER CAPITA: 366.60  
 Gross Debt 136.71  
 Net Debt 33.66  
 Debt Service 304.09  
 Total Tax Levy 163.04  
 Municipal Expenditures

PER CENT: 5.13  
 Gross Debt 1.91  
 Net Debt 92.68  
 Tax Levy Collected 1.10  
 Tax Levy Cancelled, Abated or Adjusted

EXPENDITURES		REVENUES-REALIZED		1973 PROPERTY TAX	
<b>GENERAL GOVERNMENT</b>		<b>1973 Property Taxes Collected</b>		<b>STATE EQUALIZED TAX RATE</b>	
Governing Body & Public Boards			2,527,525.41	Local District School Taxes	.97 747,862.00
Municipal Clerk		1973 Payments in Lieu of Taxes		Regional & Consolidated School Tax	.57 442,124.78
Financial Administration	15,550.00	Delinquent Tax & Lien Collections	171,216.92	School Taxes in Municipal Budget	.16 119,801.00
Assessment of Taxes	13,350.00	Business Personalty Replacement Taxes	48,951.48	County Taxes	.79 609,631.44
Collection of Taxes	19,200.00	Taxes from Public Utilities	159,529.19	County Library Taxes	.02 11,690.84
Planning, Housing & Development	13,800.00	Other Miscellaneous Tax Revenues		Local Municipal Purpose Taxes	.94 724,225.51
Human Resources		State Aid Revenues	50,710.06	Veteran & Senior Citizen Taxes	.09 69,460.00
Elections	1,500.00	Federal Aid Revenues	48,631.33	Total Taxes for Rate Computation	3.54 2,724,795.57
General Administration (other)	98,736.31	State and Local Fiscal Assistance Act Utilized	66,372.00	Special District Taxes	
<b>JUDICIARY</b>		Sale of Acquired Property		Bank Stock Taxes	4,007.63
Municipal Courts	16,230.00	Other Miscellaneous Revenues	51,082.84	Added and Omitted Taxes	66,841.02
<b>PUBLIC SAFETY</b>		Other Revenues, Revenue Sharing Tax Effort	42,506.51	Total Taxes Levied - ABSTRACT	2,726,184.22
Fire Protection	51,025.00	Total	3,166,525.74	Total Taxes Billed	2,727,022.65
Police Protection	268,900.00	Prior Years Surplus Appropriated	100,000.00	1973 TAXES COLLECTED	2,527,525.41
Civil Defense & Disaster Control	900.00	REVENUES TOTAL	3,266,525.74	1973 Taxes Cancelled, Abated or Adjusted	30,109.30
Environmental Inspection & Control	7,000.00			Transfer to Tax Title Liens or Foreclosed	16,207.80
Other Public Safety				Balance Outstanding Dec. 31, 1973	153,180.14
<b>PUBLIC WORKS</b>		<b>CAPITAL OUTLAY TOTAL</b>	203,833.57	<b>PRIOR YEARS TAXES OUTSTANDING</b>	
Streets and Drainage	151,120.00	Public Enterprises		Balance January 1, 1973	176,799.63
Sewers and Sewage Processing		Recreation—Culture		Collected in 1973	143,102.78
Garbage and Trash Disposal	64,400.00	Public Works	45,024.85	Cancelled, Abated or Adjusted 1973	
Public Buildings and Grounds	28,500.00	Buildings and Grounds	158,808.72	Transfers to Tax Title Liens or Foreclosed	25,071.72
Other Public Works		Library and Education		Balance December 31, 1973	8,625.13
<b>HEALTH and WELFARE</b>		Conservation		<b>TAX TITLE LIENS OUTSTANDING</b>	
Health Services Except Environmental	4,850.00	All Other		Balance January 1, 1973	16,405.40
Welfare-Public Assistance	3,475.00			Transfers From Taxes	42,542.72
Hospitals, Clinics, First Aid	1,500.00	<b>CAPITAL DEBT AUTHORIZED, DECEMBER 31, 1973</b>		Redeemed in 1973	28,114.14
Animal, Insect, & Rodent Control	500.00	<b>ISSUED AND UNISSUED GROSS DEBT</b>		Cancelled, Abated or Adjusted (1973)	
Other Welfare Services		School	2,044,391	Transfers to Foreclosed Property	
<b>RECREATION and CONSERVATION</b>		Self-Liquidating		Balance December 31, 1973	30,833.98
Beaches and Boardwalks	2,444.50	Other	1,242,215	<b>PROPERTY ACQUIRED BY DEED OR FORECLOSURE</b>	
Parks, Playgrounds, Shade Trees	15,500.00	Total	3,286,606	Balance January 1, 1973	7,827.50
Land Reclamation & Conservation				Transfers From Taxes or Liens	
Other Recreational Services		<b>ISSUED AND OUTSTANDING</b>		Sale for Cash (1973)	
<b>EDUCATION (excluding schools)</b>		School	2,044,391.17	Cancelled, Abated or Adjusted (1973)	
Libraries	12,000.00	Self-Liquidating		Balance December 31, 1973	7,827.50
Other Educational Services		Other	1,242,215.00	<b>CURRENT FINANCES DECEMBER 31, 1973</b>	
<b>STATUTORY EXPENDITURES</b>		Total	3,286,606.17	<b>ASSETS</b>	
Pensions & F. I. C. A.	46,568.65	<b>EQUALIZED VALUATION BASIS</b>		Cash Dec. 31, 1973	349,404.69
Employee Fringe Benefits	18,355.50	<b>FOR NET DEBT COMPUTATION</b>	64,671,070.33	Taxes Receivable	161,805.27
Other Statutory Expenditures		<b>REAL PROPERTY VALUATIONS</b>		Tax Title Liens	30,833.98
<b>MUNICIPAL FUNCTIONS</b>		Code Class # of Parcels % VAL'N		Foreclosed Property	7,827.50
<b>CAPITAL IMPROVEMENTS</b>		1 Vacant Land 542 4.30	2,817,400.00	Emergencies & Other Deferred Charges	100.00
<b>DEBT SERVICE</b>		2 Residential 2667 60.65	39,754,200.00	State Aid Receivable	5,311.00
Principal Payments	157,000.00	3 Farm 1 .26	168,300.00	Other Receivables	5,482.00
Interest Payments	144,804.50	4a Commercial 169 16.78	10,997,600.00	Total	560,764.44
<b>TYPE I SCHL DEBT *MEMO</b>		4b Industrial		<b>LIABILITIES, RESERVES, AND SURPLUS</b>	
<b>DEFERRED CHARGES</b>		4c Apartments 20 18.02	11,814,500.00	Cash Liabilities	188,893.65
SCHOOL, COUNTY, SPECIAL DISTRICT TAXES	1,931,110.06	Total 3399	65,552,000.00	Reserves for Receivables	205,948.75
RESERVE FOR UNCOLLECTED TAXES	202,242.73	Land Area 4.08 Sq. Miles		Surplus Dec. 31, 1973	165,922.04
EMERGENCY EMPLOYMENT ACT OF 1971	42,700.00	Net Valuation Taxable-Municipal	66,799,000.00	Total	560,764.44
<b>EXPENDITURES TOTAL</b>	3,392,800.36	Net Valuation Taxable-County	73,164,858.00		
		State Equalized Valuation	77,073,489.00		
		State Equalization Ratio	86.45		

1818

Population 1970 13,670  
 Population 1973 13,425  
 S & P Rating A  
 Moody Rating A

General Tax Rate Per \$100. 12.55  
 State Equalized Tax Rate 3.68

**SOMERVILLE BOROUGH — SOMERSET CO.**  
**Form of Government:**  
 Borough Council  
 Number of Members on Governing Body 6

**PER CAPITA:**  
 Gross Debt 595.52  
 Net Debt 252.24  
 Debt Service 21.02  
 Total Tax Levy 389.43  
 Municipal Expenditures 205.23

**PER CENT:**  
 Gross Debt 6.42  
 Net Debt 2.72  
 Tax Levy Collected 97.44  
 Tax Levy Cancelled, Abated or Adjusted .36

EXPENDITURES		REVENUES-REALIZED		1973 PROPERTY TAX	
<b>GENERAL GOVERNMENT</b>				<b>STATE EQUALIZED TAX RATE</b> <u>2.19</u>	
Governing Body & Public Boards		1973 Property Taxes Collected	5,096,761.08	Local District School Taxes	3,086,500.00
Municipal Clerk		1973 Payments in Lieu of Taxes		Regional & Consolidated School Tax	
Financial Administration		Delinquent Tax & Lien Collections	97,912.09	School Taxes in Municipal Budget	
Assessment of Taxes	11,544.00	Business Personalty Replacement Taxes	190,787.78	County Taxes	627,488.87
Collection of Taxes	35,992.00	Taxes from Public Utilities	321,826.26	County Library Taxes	
Planning, Housing & Development	23,910.00	Other Miscellaneous Tax Revenues		Local Municipal Purpose Taxes	1,419,323.80
Human Resources		State Aid Revenues	67,235.86	Veteran & Senior Citizen Taxes	61,890.00
Elections	2,725.00	Federal Aid Revenues		Total Taxes for Rate Computation	5,195,202.67
General Administration (other)	199,856.74	State and Local Fiscal Assistance Act Utilized	197,142.00	Special District Taxes	
<b>JUDICIARY</b>		Sale of Acquired Property		Bank Stock Taxes	20,060.16
Municipal Courts	18,105.00	Other Miscellaneous Revenues	245,396.50	Added and Omitted Taxes	74,660.01
<b>PUBLIC SAFETY</b>		Other Revenues, Revenue Sharing Tax Effort	41,888.50	Total Taxes Levied - ABSTRACT	5,228,032.84
Fire Protection	64,546.26	REVENUES TOTAL	6,558,950.07	Total Taxes Billed	5,230,639.60
Police Protection	564,269.00			1973 TAXES COLLECTED	5,096,761.08
Civil Defense & Disaster Control	6,521.00			1973 Taxes Cancelled, Abated or Adjusted	18,951.30
Environmental Inspection & Control	35,075.00			Transfer to Tax Title Liens or Foreclosed	4,593.50
Other Public Safety				Balance Outstanding Dec. 31, 1973	110,333.72
<b>PUBLIC WORKS</b>		<b>CAPITAL OUTLAY TOTAL</b>	440,960.64	<b>PRIOR YEARS TAXES OUTSTANDING</b>	
Streets and Drainage	301,620.00	Public Enterprises		Balance January 1, 1973	101,414.51
Sewers and Sewage Processing	285,486.00	Recreation—Culture		Collected in 1973	96,174.30
Garbage and Trash Disposal	130,950.00	Public Works	54,404.02	Cancelled, Abated or Adjusted 1973	60.20
Public Buildings and Grounds	52,461.00	Buildings and Grounds	386,556.62	Transfers to Tax Title Liens or Foreclosed	890.25
Other Public Works		Library and Education		Balance December 31, 1973	4,289.76
<b>HEALTH and WELFARE</b>		Conservation		<b>TAX TITLE LIENS OUTSTANDING</b>	
Health Services Except Environmental	50,752.84	All Other		Balance January 1, 1973	9,584.74
Welfare-Public Assistance	6,900.00			Transfers From Taxes	5,581.50
Hospitals, Clinics, First Aid				Redeemed in 1973	1,737.79
Animal, Insect, & Rodent Control				Cancelled, Abated or Adjusted (1973)	
Other Welfare Services				Transfers to Foreclosed Property	
<b>RECREATION and CONSERVATION</b>				Balance December 31, 1973	13,428.45
Beaches and Boardwalks				<b>PROPERTY ACQUIRED BY DEED OR FORECLOSURE</b>	
Parks, Playgrounds, Shade Trees	40,950.00			Balance January 1, 1973	400.00
Land Reclamation & Conservation	45,000.00			Transfers From Taxes or Liens	
Other Recreational Services	62,369.00			Sale for Cash (1973)	
<b>EDUCATION (excluding schools)</b>				Cancelled, Abated or Adjusted (1973)	
Libraries	82,506.00			Balance December 31, 1973	400.00
Other Educational Services				<b>CURRENT FINANCES DECEMBER 31, 1973</b>	
<b>STATUTORY EXPENDITURES</b>				<b>ASSETS</b>	
Pensions & F. I. C. A.	147,200.00			Cash Dec. 31, 1973	862,990.67
Employee Fringe Benefits	38,000.00			Taxes Receivable	114,623.48
Other Statutory Expenditures				Tax Title Liens	13,428.45
<b>MUNICIPAL FUNCTIONS TOTAL</b>	2,207,138.84			Foreclosed Property	400.00
<b>CAPITAL IMPROVEMENTS *MEMO*</b>	57,000.00			Emergencies & Other Deferred Charges	119,171.54
<b>DEBT SERVICE</b>				State Aid Receivable	10,000.00
Principal Payments	135,000.00			Other Receivables	2,185.86
Interest Payments	147,255.25			Total	1,122,800.00
<b>DEFERRED CHARGES</b>	7,600.00			<b>LIABILITIES, RESERVES, AND SURPLUS</b>	
<b>SCHOOL, COUNTY, SPECIAL DISTRICT TAXES</b>	3,713,988.87			Cash Liabilities	392,790.10
<b>RESERVE FOR UNCOLLECTED TAXES</b>	258,219.40			Reserves for Receivables	130,637.79
<b>EMERGENCY EMPLOYMENT ACT OF 1971</b>				Surplus Dec. 31, 1973	599,372.11
<b>EXPENDITURES TOTAL</b>	6,469,202.36			Total	1,122,800.00

1220

Population 1970 9,370  
 Population 1973 9,625  
 S & P Rating  
 Moody Rating BAA-1

General Tax Rate Per \$100 3.52  
 State Equalized Tax Rate 2.54

**SOUTH AMBOY CITY – MIDDLESEX COUNTY**  
**Form of Government:**  
**Mayor-Council Plan D (OMCL50)**  
**Number of Members on Governing Body 5**

PER CAPITA:  
 Gross Debt 148.74  
 Net Debt 108.95  
 Debt Service 17.20  
 Total Tax Levy 197.71  
 Municipal Expenditures 176.77

PER CENT:  
 Gross Debt 1.96  
 Net Debt 1.43  
 Tax Levy Collected 94.42  
 Tax Levy Cancelled, Abated or Adjusted

EXPENDITURES		REVENUES-REALIZED		1973 PROPERTY TAX	
<b>GENERAL GOVERNMENT</b>				<b>STATE EQUALIZED TAX RATE 1.24</b>	
Governing Body & Public Boards		1973 Property Taxes Collected	1,796,692.89	Local District School Taxes	950,840.80
Municipal Clerk		1973 Payments in Lieu of Taxes	97,220.58	Regional & Consolidated School Tax	
Financial Administration	12,950.00	Delinquent Tax & Lien Collections	39,502.78	School Taxes in Municipal Budget	69,308.00
Assessment of Taxes	5,100.00	Business Personalty Replacement Taxes	1,047,009.62	County Taxes	403,145.84
Collection of Taxes	18,415.00	Taxes from Public Utilities		County Library Taxes	
Planning, Housing & Development	7,100.00	Other Miscellaneous Tax Revenues	138,254.77	Local Municipal Purpose Taxes	467,993.15
Human Resources	2,000.00	State Aid Revenues	46,123.85	Veteran & Senior Citizen Taxes	62,880.00
Elections	2,270.00	Federal Aid Revenues	160,276.50	Total Taxes for Rate Computation	2.55 1,954,167.79
General Administration (other)	135,060.95	State and Local Fiscal Assistance Act Utilized		Special District Taxes	
<b>JUDICIARY</b>		Sale of Acquired Property	48,440.34	Bank Stock Taxes	9,918.58
Municipal Courts	17,212.05	Other Miscellaneous Revenues	38,054.77	Added and Omitted Taxes	1,748.56
<b>PUBLIC SAFETY</b>		Other Revenues, Revenue Sharing Tax Effort	3,411,576.10	Total Taxes Levied - ABSTRACT	1,902,954.93
Fire Protection	51,200.00	Total	3,411,576.10	Total Taxes Billed	1,902,954.93
Police Protection	370,725.00	Prior Years Surplus Appropriated		1973 TAXES COLLECTED	1,756,692.89
Civil Defense & Disaster Control	2,510.00	REVENUES TOTAL	3,411,576.10	1973 Taxes Cancelled, Abated or Adjusted	
Environmental Inspection & Control	4,600.00	<b>CAPITAL OUTLAY</b>		Transfer to Tax Title Liens or Foreclosed	
Other Public Safety				Balance Outstanding Dec. 31, 1973	106,262.04
<b>PUBLIC WORKS</b>				<b>PRIOR YEARS TAXES OUTSTANDING</b>	
Streets and Drainage	199,687.00	Public Enterprises		Balance January 1, 1973	156,283.88
Sewers and Sewage Processing	82,590.00	Recreation—Culture		Collected in 1973	92,134.89
Garbage and Trash Disposal	111,200.00	Public Works		Cancelled, Abated or Adjusted 1973	
Public Buildings and Grounds	49,450.00	Buildings and Grounds		Transfers to Tax Title Liens or Foreclosed	
Other Public Works		Library and Education		Balance December 31, 1973	64,148.99
<b>HEALTH and WELFARE</b>		Conservation		<b>TAX TITLE LIENS OUTSTANDING</b>	
Health Services Except Environmental	38,401.50	All Other		Balance January 1, 1973	15,670.20
Welfare-Public Assistance	4,400.00	<b>CAPITAL DEBT AUTHORIZED, DECEMBER 31, 1973</b>		Transfers From Taxes	
Hospitals, Clinics, First Aid	5,500.00	ISSUED AND UNISSUED	GROSS DEBT	Redeemed in 1973	5,085.69
Animal, Insect, & Rodent Control	4,200.00	School	263,000	Cancelled, Abated or Adjusted (1973)	
Other Welfare Services		Self-liquidating	120,000	Transfers to Foreclosed Property	
<b>RECREATION and CONSERVATION</b>		Other	1,048,650	Balance December 31, 1973	10,584.51
Beaches and Boardwalks		Total	1,431,650	PROPERTY ACQUIRED BY DEED OR FORECLOSURE	
Parks, Playgrounds, Shade Trees	29,250.00	ISSUED AND OUTSTANDING		Balance January 1, 1973	6,820.00
Land Reclamation & Conservation		School	259,000.00	Transfers From Taxes or Liens	
Other Recreational Services	2,715.00	Self-Liquidating	120,000.00	Sale for Cash (1973)	
<b>EDUCATION (excluding schools)</b>		Other	999,000.00	Cancelled, Abated or Adjusted (1973)	
Libraries	30,100.00	Total	1,378,000.00	Balance December 31, 1973	6,820.00
Other Educational Services		EQUALIZED VALUATION BASIS		<b>CURRENT FINANCES DECEMBER 31, 1973</b>	
<b>STATUTORY EXPENDITURES</b>		FOR NET DEBT COMPUTATION	73,118,556.33	<b>ASSETS</b>	
Pensions & F. I. C. A.	83,900.61	<b>REAL PROPERTY VALUATIONS</b>		Cash Dec. 31, 1973	718,344.19
Employee Fringe Benefits	30,000.00	Code Class # of Parcels % VAL'N	ASSESSED VALUATION	Taxes Receivable	170,411.03
Other Statutory Expenditures		1 Vacant Land 142 2.03	1,105,025.00	Tax Title Liens	10,584.51
<b>MUNICIPAL FUNCTIONS</b>		2 Residential 2095 71.77	38,988,350.00	Foreclosed Property	6,820.00
CAPITAL IMPROVEMENTS *MEMO*	57,500.00	3 Farm		Emergencies & Other Deferred Charges	22,600.00
<b>DEBT SERVICE</b>		4a Commercial 154 9.93	5,397,400.00	State Aid Receivable	58,460.02
Principal Payments	101,000.00	4b Industrial 16 14.75	8,013,150.00	Other Receivables	1,425.92
Interest Payments	64,558.00	4c Apartments 7 1.52	823,850.00	Total	988,645.67
TYPE I SCHL DEBT *MEMO	40,808.00	Total	54,327,775.00	<b>LIABILITIES, RESERVES, AND SURPLUS</b>	
DEFERRED CHARGES	80,517.74	Land Area 1.45 Sq. Miles		Cash Liabilities	221,249.58
SCHOOL, COUNTY, SPECIAL DISTRICT TAXES	1,423,294.64	Net Valuation Taxable-Municipal	55,607,845.00	Reserves for Receivables	189,241.46
RESERVE FOR UNCOLLECTED TAXES	113,756.00	Net Valuation Taxable-County	79,422,681.00	Surplus Dec. 31, 1973	578,154.63
EMERGENCY EMPLOYMENT ACT OF 1971	41,000.00	State Equalized Valuation	81,663,755.00	Total	988,645.67
EXPENDITURES TOTAL	3,124,663.49	State Equalization Ratio	72.43		

1971/3000

\* ABOVE DEBT SERVICE INCLUDES TYPE I SCHOOL DEBT

1347

Population 1970 1,490  
 Population 1973 1,480  
 S & P Rating  
 Moody Rating

General Tax Rate Per \$100. 3.99  
 State Equalized Tax Rate 3.44

## SOUTH BELMAR BOROUGH — MONMOUTH CO.

Form of Government:

Borough Council

Number of members on Governing Body 6

PER CAPITA:	12.51	PER CENT:	.13
Gross Debt	12.51	Gross Debt	.13
Net Debt		Net Debt	94.51
Debt Service		Tax Levy Collected	
Total Tax Levy	363.41	Tax Levy Cancelled, Abated or Adjusted	
Municipal Expenditures	183.66		

EXPENDITURES		REVENUES-REALIZED		1973 PROPERTY TAX	
GENERAL GOVERNMENT				STATE EQUALIZED TAX RATE	1.80
Governing Body & Public Boards		1973 Property Taxes Collected	508,322.18	Local District School Taxes	289,344.00
Municipal Clerk		1973 Payments in Lieu of Taxes		Regional & Consolidated School Tax	
Financial Administration	4,441.20	Delinquent Tax & Lien Collections	27,376.49	School Taxes in Municipal Budget	
Assessment of Taxes	2,295.85	Business Personalty Replacement Taxes	5,990.30	County Taxes	94,976.67
Collection of Taxes	4,210.61	Taxes from Public Utilities	25,348.43	County Library Taxes	3,666.98
Planning, Housing & Development		Other Miscellaneous Tax Revenues		Local Municipal Purpose Taxes	146,880.01
Human Resources	1,000.00	State Aid Revenues	6,047.04	Veteran & Senior Citizen Taxes	16,560.00
Elections	1,899.52	Federal Aid Revenues	5,922.50	Total Taxes for Rate Computation	551,427.66
General Administration (other)	28,597.00	State and Local Fiscal Assistance Act Utilized	18,535.25	Special District Taxes	
JUDICIARY		Sale of Acquired Property		Bank Stock Taxes	1,119.99
Municipal Courts	4,880.00	Other Miscellaneous Revenues	17,167.99	Added and Omitted Taxes	1,854.56
PUBLIC SAFETY		Other Revenues, Revenue Sharing Tax Effort	11,072.48	Total Taxes Levied - ABSTRACT	537,842.21
Fire Protection	2,950.00	Total	626,782.66	Total Taxes Billed	537,842.21
Police Protection	82,241.85	Prior Years Surplus Appropriated	41,311.00	1973 TAXES COLLECTED	508,322.18
Civil Defense & Disaster Control		REVENUES TOTAL	668,093.66	1973 Taxes Cancelled, Abated or Adjusted	
Environmental Inspection & Control				Transfer to Tax Title Liens or Foreclosed	
Other Public Safety				Balance Outstanding Dec. 31, 1973	29,520.03
PUBLIC WORKS		CAPITAL OUTLAY TOTAL		PRIOR YEARS TAXES OUTSTANDING	
Streets and Drainage	30,500.00	Public Enterprises		Balance January 1, 1973	24,758.96
Sewers and Sewage Processing		Recreation—Culture		Collected in 1973	24,697.21
Garbage and Trash Disposal	23,264.00	Public Works		Cancelled, Abated or Adjusted 1973	
Public Buildings and Grounds	8,449.68	Buildings and Grounds		Transfers to Tax Title Liens or Foreclosed	
Other Public Works		Library and Education		Balance December 31, 1973	61.75
HEALTH and WELFARE		Conservation		TAX TITLE LIENS OUTSTANDING	
Health Services Except Environmental	2,774.39	All Other		Balance January 1, 1973	3,380.50
Welfare-Public Assistance	850.15			Transfers From Taxes	
Hospitals, Clinics, First Aid		CAPITAL DEBT AUTHORIZED, DECEMBER 31, 1973		Redeemed in 1973	2,679.28
Animal, Insect, & Rodent Control	300.00	ISSUED AND UNISSUED		Cancelled, Abated or Adjusted (1973)	
Other Welfare Services		School		Transfers to Foreclosed Property	
RECREATION and CONSERVATION		Self-Liquidating		Balance December 31, 1973	701.22
Beaches and Boardwalks		Other	18,520	PROPERTY ACQUIRED BY DEED OR	
Parks, Playgrounds, Shade Trees		Total	18,520	FORECLOSURE	
Land Reclamation & Conservation				Balance January 1, 1973	1,270.00
Other Recreational Services	150.00			Transfers From Taxes or Liens	
EDUCATION (excluding schools)		ISSUED AND OUTSTANDING		Sale for Cash (1973)	
Libraries		School		Cancelled, Abated or Adjusted (1973)	
Other Educational Services		Self-Liquidating		Balance December 31, 1973	1,270.00
STATUTORY EXPENDITURES		Other		CURRENT FINANCES DECEMBER 31, 1973	
Pensions & F. I. C. A.	15,400.00	Total		ASSETS	
Employee Fringe Benefits	2,686.00	EQUALIZED VALUATION BASIS		Cash Dec. 31, 1973	114,886.26
Other Statutory Expenditures		FOR NET DEBT COMPUTATION	14,506,332.67	Taxes Receivable	29,581.78
MUNICIPAL FUNCTIONS		REAL PROPERTY VALUATIONS		Tax Title Liens	701.22
CAPITAL IMPROVEMENTS	1,000.00	Code Class # of Parcels % VAL'N		Foreclosed Property	1,270.00
DEBT SERVICE		1 Vacant Land 72 1.68	229,000.00	Emergencies & Other Deferred Charges	10,823.80
Principal Payments		2 Residential 760 83.08	11,347,850.00	State Aid Receivable	21,380.99
Interest Payments		3 Farm		Other Receivables	7,892.44
DEFERRED CHARGES		4a Commercial 40 11.10	1,515,650.00	Total	186,536.49
SCHOOL, COUNTY, SPECIAL DISTRICT TAXES	387,987.65	4b Industrial 3 1.37	187,700.00	LIABILITIES, RESERVES, AND SURPLUS	
RESERVE FOR UNCOLLECTED TAXES	42,437.61	4c Apartments 1 2.77	378,900.00	Cash Liabilities	61,673.12
EMERGENCY EMPLOYMENT ACT OF 1971	7,073.80	Total 876	13,659,100.00	Reserves for Receivables	39,445.44
EXPENDITURES TOTAL	659,801.45	Land Area .20 Sq. Miles		Surplus Dec. 31, 1973	85,417.93
		Net Valuation Taxable-Municipal	13,836,102.00	Total	186,536.49
		Net Valuation Taxable-County	14,530,053.00		
		State Equalized Valuation	16,019,150.00		
		State Equalization Ratio	86.22		

1819

Population 1970 4,530  
 Population 1973 4,865  
 S & P Rating  
 Moody Rating

General Tax Rate Per \$100.  
 10.23  
 State Equalized Tax Rate  
 3.57

# SOUTH BOUND BROOK BOROUGH — SOMERSET COUNTY

Form of Government:  
 Borough Council  
 Number of members on Governing Body 6

PER CAPITA: 128.26  
 Gross Debt 24.67  
 Net Debt 2.42  
 Debt Service 258.18  
 Total Tax Levy 98.26  
 Municipal Expenditures

PER CENT: 2.03  
 Gross Debt .39  
 Net Debt 97.94  
 Tax Levy Collected  
 Tax Levy Cancelled, Abated  
 or Adjusted .12

EXPENDITURES		REVENUES-REALIZED		1973 PROPERTY TAX	
<b>GENERAL GOVERNMENT</b>				<b>STATE EQUALIZED TAX RATE</b> 2.59	
Governing Body & Public Boards		1973 Property Taxes Collected	1,231,011.20	Local District School Taxes	922,830.00
Municipal Clerk		1973 Payments in Lieu of Taxes		Regional & Consolidated School Tax	
Financial Administration	3,275.00	Delinquent Tax & Lien Collections	35,349.03	School Taxes in Municipal Budget	
Assessment of Taxes	3,516.77	Business Personalty Replacement Taxes	68,576.38	County Taxes	168,374.99
Collection of Taxes	11,425.00	Taxes from Public Utilities	68,046.50	County Library Taxes	7,955.35
Planning, Housing & Development	1,560.00	Other Miscellaneous Tax Revenues		Local Municipal Purpose Taxes	152,255.22
Human Resources		State Aid Revenues	19,020.99	Veteran & Senior Citizen Taxes	23,130.00
Elections	418.84	Federal Aid Revenues		Total Taxes for Rate Computation	1,274,545.56
General Administration (other)	32,816.23	State and Local Fiscal Assistance Act Utilized	47,732.00	Special District Taxes	
<b>JUDICIARY</b>		Sale of Acquired Property	3,000.00	Bank Stock Taxes	879.68
Municipal Courts	3,573.95	Other Miscellaneous Revenues	26,242.47	Added and Omitted Taxes	3,735.88
<b>PUBLIC SAFETY</b>		Other Revenues, Revenue Sharing Tax Effort	11,267.69	Total Taxes Levied - ABSTRACT	1,256,031.12
Fire Protection	18,545.00	Total	1,510,246.26	Total Taxes Billed	1,256,919.01
Police Protection	116,383.65	Prior Years Surplus Appropriated	100,000.00	1973 TAXES COLLECTED	1,231,011.20
Civil Defense & Disaster Control	500.00	REVENUES TOTAL	1,610,246.26	1973 Taxes Cancelled, Abated or Adjusted	1,447.35
Environmental Inspection & Control	2,150.00			Transfer to Tax Title Liens or Foreclosed	3,732.80
Other Public Safety				Balance Outstanding Dec. 31, 1973	20,727.66
<b>PUBLIC WORKS</b>		<b>CAPITAL OUTLAY TOTAL</b>	7,285.62	<b>PRIOR YEARS TAXES OUTSTANDING</b>	
Streets and Drainage	64,612.81	Public Enterprises		Balance January 1, 1973	31,963.15
Sewers and Sewage Processing	47,785.53	Recreation—Culture		Collected in 1973	30,040.28
Garbage and Trash Disposal	37,300.75	Public Works	5,058.59	Cancelled, Abated or Adjusted 1973	220.71
Public Buildings and Grounds	6,700.00	Buildings and Grounds	2,227.03	Transfers to Tax Title Liens or Foreclosed	288.08
Other Public Works		Library and Education		Balance December 31, 1973	1,414.08
<b>HEALTH and WELFARE</b>		Conservation		<b>TAX TITLE LIENS OUTSTANDING</b>	
Health Services Except Environmental	5,900.00	All Other		Balance January 1, 1973	10,088.53
Welfare-Public Assistance	1,825.00			Transfers From Taxes	3,416.19
Hospitals, Clinics, First Aid	250.00	<b>CAPITAL DEBT AUTHORIZED, DECEMBER 31, 1973</b>		Redeemed in 1973	5,308.75
Animal, Insect, & Rodent Control		<b>ISSUED AND UNISSUED GROSS DEBT NET DEBT</b>		Cancelled, Abated or Adjusted (1973)	
Other Welfare Services		School 502,000		Transfers to Foreclosed Property	
<b>RECREATION and CONSERVATION</b>		Self-liquidating 122,000	120,019	Balance December 31, 1973	8,195.97
Beeches and Boardwalks		Other 624,000	120,019	<b>PROPERTY ACQUIRED BY DEED OR FORECLOSURE</b>	
Parks, Playgrounds, Shade Trees	3,176.05			Balance January 1, 1973	14,310.00
Land Reclamation & Conservation		<b>ISSUED AND OUTSTANDING</b>		Transfers From Taxes or Liens	
Other Recreational Services	3,098.16	School 502,000.00		Sale for Cash (1973)	3,000.00
<b>EDUCATION (excluding schools)</b>		Self-Liquidating 114,000.00		Cancelled, Abated or Adjusted (1973)	
Libraries		Other 616,000.00		Balance December 31, 1973	11,310.00
Other Educational Services		<b>EQUALIZED VALUATION BASIS FOR NET DEBT COMPUTATION</b>	30,753,213.67	<b>CURRENT FINANCES DECEMBER 31, 1973</b>	
<b>STATUTORY EXPENDITURES</b>		<b>REAL PROPERTY VALUATIONS</b>		<b>ASSETS</b>	
Pensions & F. I. C. A.	21,252.32	Code Class # of Parcels % VAL'N ASSESSED VALUATION		Cash Dec. 31, 1973	202,273.56
Employee Fringe Benefits	6,000.00	1 Vacant Land 80 1.24 153,000.00		Taxes Receivable	22,141.74
Other Statutory Expenditures		2 Residential 1007 74.15 9,136,375.00		Tax Title Liens	8,195.97
<b>MUNICIPAL FUNCTIONS TOTAL</b>	392,065.06	3 Farm 724,600.00		Foreclosed Property	11,310.00
<b>CAPITAL IMPROVEMENTS *MEMO*</b>	11,000.00	4a Commercial 31 5.88 1,100,800.00		Emergencies & Other Deferred Charges	
<b>DEBT SERVICE</b>		4b Industrial 9 8.93 1,206,650.00		State Aid Receivable	
Principal Payments	5,000.00	4c Apartments 6 9.79 12,321,425.00		Other Receivables	3,757.21
Interest Payments	6,754.94	Total 1133		Total	247,678.48
<b>DEFERRED CHARGES</b>		Land Area .70 Sq. Miles		<b>LIABILITIES, RESERVES, AND SURPLUS</b>	
SCHOOL, COUNTY, SPECIAL DISTRICT TAXES	1,099,160.34	Net Valuation Taxable-Municipal	12,468,144.00	Cash Liabilities	46,000.41
RESERVE FOR UNCOLLECTED TAXES	74,217.89	Net Valuation Taxable-County	34,357,226.00	Reserves for Receivables	45,404.92
EMERGENCY EMPLOYMENT ACT OF 1971		State Equalized Valuation	35,392,424.00	Surplus Dec. 31, 1973	156,273.15
<b>EXPENDITURES TOTAL</b>	1,577,198.23	State Equalization Ratio	34.96	Total	247,678.48

1221

Population 1970 14,090  
 Population 1973 14,980  
 S & P Rating A  
 Moody Rating A

General Tax Rate Per \$100. 3.78  
 State Equalized Tax Rate 3.30

# SOUTH BRUNSWICK TOWNSHIP — MIDDLESEX COUNTY

Form of Government:  
 Township Committee  
 Number of Members on Governing Body 5

PER CAPITA: 1,410.27  
 Gross Debt 403.25  
 Net Debt 12.43  
 Debt Service 473.65  
 Total Tax Levy 153.39  
 Municipal Expenditures

PER CENT: 12.05  
 Gross Debt 3.45  
 Net Debt 96.93  
 Tax Levy Collected  
 Tax Levy Cancelled, Abated  
 or Adjusted

EXPENDITURES		REVENUES-REALIZED		1973 PROPERTY TAX	
GENERAL GOVERNMENT		1973 Property Taxes Collected		STATE EQUALIZED TAX RATE — 2.52	
Governing Body & Public Boards		1973 Payments in Lieu of Taxes	6,893,451.97	Local District School Taxes	5,311,285.90
Municipal Clerk	21,561.00	Delinquent Tax & Lien Collections	223,812.69	Regional & Consolidated School Tax	
Financial Administration	28,924.00	Business Personalty Replacement Taxes	447,824.35	School Taxes in Municipal Budget	
Assessment of Taxes	37,692.00	Taxes from Public Utilities	930,562.99	County Taxes	1,138,537.47
Collection of Taxes	66,704.00	Other Miscellaneous Tax Revenues	73,499.03	County Library Taxes	
Planning, Housing & Development		State Aid Revenues	122,759.00	Local Municipal Purpose Taxes	460,072.35
Human Resources	2,505.00	Federal Aid Revenues	125,744.62	Veteran & Senior Citizen Taxes	69,420.00
Elections	300,123.00	State and Local Fiscal Assistance Act Utilized	248,190.01	Total Taxes for Rate Computation	6,979,315.72
General Administration (other)		Sale of Acquired Property	9,065,844.66	Special District Taxes	
JUDICIARY	34,157.00	Other Miscellaneous Revenues	499,000.00	Bank Stock Taxes	2,052.27
Municipal Courts		Other Revenues, Revenue Sharing Tax Effort	9,564,844.66	Added and Omitted Taxes	183,350.63
PUBLIC SAFETY	60,969.00	Prior Years Surplus Appropriated	394,595.16	Total Taxes Levied - ABSTRACT	7,055,298.62
Fire Protection	447,509.00	REVENUES TOTAL		Total Taxes Billed	7,111,938.62
Police Protection	1,000.00	CAPITAL OUTLAY TOTAL		1973 TAXES COLLECTED	6,893,451.97
Civil Defense & Disaster Control	40,051.00	Public Enterprises		1973 Taxes Cancelled, Abated or Adjusted	
Environmental Inspection & Control		Recreation—Culture	381,178.56	Transfer to Tax Title Liens or Foreclosed	
Other Public Safety		Public Works	13,416.60	Balance Outstanding Dec. 31, 1973	218,486.65
PUBLIC WORKS	418,457.00	Buildings and Grounds		PRIOR YEARS TAXES OUTSTANDING	
Streets and Drainage		Library and Education		Balance January 1, 1973	182,879.69
Sewers and Sewage Processing	26,453.00	Conservation		Collected in 1973	168,362.93
Garbage and Trash Disposal	45,645.00	All Other		Cancelled, Abated or Adjusted 1973	
Public Buildings and Grounds	700.00	CAPITAL DEBT AUTHORIZED, DECEMBER 31, 1973		Transfers to Tax Title Liens or Foreclosed	
Other Public Works		ISSUED AND UNISSUED		Balance December 31, 1973	14,516.76
HEALTH and WELFARE	21,853.00	SCHOOL	8,047,000	TAX TITLE LIENS OUTSTANDING	
Health Services Except Environmental	24,481.00	Self-liquidating	8,074,000	Balance January 1, 1973	59,485.24
Welfare-Public Assistance		Other	5,004,784	Transfers From Taxes	
Hospitals, Clinics, First Aid	4,700.00	Total	21,125,784	Redeemed in 1973	55,449.76
Animal, Insect, & Rodent Control		ISSUED AND OUTSTANDING		Cancelled, Abated or Adjusted (1973)	
Other Welfare Services		SCHOOL	6,048,000.00	Transfers to Foreclosed Property	
RECREATION and CONSERVATION	1,865.00	Self-liquidating	674,407.00	Balance December 31, 1973	4,035.48
Beaches and Boardwalks	1,675.00	Other	2,296,290.89	PROPERTY ACQUIRED BY DEED OR	
Parks, Playgrounds, Shade Trees	58,152.00	Total	9,018,697.89	FORECLOSURE	
Land Reclamation & Conservation		EQUALIZED VALUATION BASIS		Balance January 1, 1973	8,480.00
Other Recreational Services		FOR NET DEBT COMPUTATION	175,276,332.67	Transfers From Taxes or Liens	
EDUCATION (excluding schools)	91,000.00	REAL PROPERTY VALUATIONS		Sale for Cash (1973)	
Libraries		Code Class # of Parcels % VAL'N		Cancelled, Abated or Adjusted (1973)	
Other Educational Services		1 Vacant Land 717 5.61	10,107,900.00	Balance December 31, 1973	8,480.00
STATUTORY EXPENDITURES	88,596.00	2 Residential 3199 51.17	92,258,100.00	CURRENT FINANCES DECEMBER 31, 1973	
Pensions & F. I. C. A.	32,000.00	3 Farm 415 6.45	11,624,150.00	ASSETS	
Employee Fringe Benefits		4a Commercial 184 7.98	14,385,574.00	Cash Dec. 31, 1973	1,108,277.75
Other Statutory Expenditures		4b Industrial 69 26.34	48,395,150.00	Taxes Receivable	233,003.41
MUNICIPAL FUNCTIONS	1,856,772.00	4c Apartments 6 1.96	3,536,350.00	Tax Title Liens	4,035.48
CAPITAL IMPROVEMENTS	171,218.00	Total 4590	180,307,224.00	Foreclosed Property	8,480.00
DEBT SERVICE	113,000.00	Land Area 41.00 Sq. Miles	184,700,485.00	Emergencies & Other Deferred Charges	43,150.00
Principal Payments	73,172.00	Net Valuation Taxable-Municipal	220,804,962.00	State Aid Receivable	88,448.65
Interest Payments		Net Valuation Taxable-County	210,866,052.00	Other Receivables	22,469.61
DEFERRED CHARGES	34,564.65	State Equalized Valuation	87.53	Total	1,507,864.90
SCHOOL, COUNTY, SPECIAL DISTRICT TAXES	6,449,823.37	State Equalization Ratio		LIABILITIES, RESERVES, AND SURPLUS	
RESERVE FOR UNCOLLECTED TAXES	220,207.00			Cash Liabilities	263,884.37
EMERGENCY EMPLOYMENT ACT OF 1971				Reserves for Receivables	259,677.72
EXPENDITURES TOTAL	8,747,539.02			Surplus Dec. 31, 1973	984,302.81
				Total	1,507,864.90

1971/3000

0259

Population 1970 2,415  
 Population 1973 2,455  
 S & P Rating  
 Moody Rating

General Tax Rate Per \$100. 2.97  
 State Equalized Tax Rate 1.97

# SOUTH HACKENSACK TOWNSHIP — BERGEN COUNTY

Form of Government:  
 Township Committee  
 Number of Members on Governing Body 5

PER CAPITA: 398.16  
 Gross Debt 321.86  
 Net Debt 35.26  
 Debt Service 624.32  
 Total Tax Levy 416.19  
 Municipal Expenditures

PER CENT: 1.37  
 Gross Debt 1.10  
 Net Debt 97.00  
 Tax Levy Collected  
 Tax Levy Cancelled, Abated or Adjusted .18

EXPENDITURES		REVENUES-REALIZED		1973 PROPERTY TAX	
GENERAL GOVERNMENT				STATE EQUALIZED TAX RATE	
Governing Body & Public Boards		1973 Property Taxes Collected	1,487,894.89	Local District School Taxes .83	643,524.50
Municipal Clerk		1973 Payments in Lieu of Taxes		Regional & Consolidated School Tax	
Financial Administration	5,200.00	Delinquent Tax & Lien Collections	43,577.15	School Taxes in Municipal Budget	
Assessment of Taxes	12,220.20	Business Personalty Replacement Taxes	240,389.77	County Taxes .41	320,091.42
Collection of Taxes	13,922.00	Taxes from Public Utilities	105,818.58	County Library Taxes	
Planning, Housing & Development		Other Miscellaneous Tax Revenues		Local Municipal Purpose Taxes .72	560,252.27
Human Resources		State Aid Revenues	13,828.86	Veteran & Senior Citizen Taxes .02	13,930.00
Elections	1,800.00	Federal Aid Revenues	8,836.77	Total Taxes for Rate Computation 1.98	1,537,798.19
General Administration (other)	119,450.00	State and Local Fiscal Assistance Act Utilized	51,855.00	Special District Taxes	
JUDICIARY		Sale of Acquired Property		Bank Stock Taxes	3,293.23
Municipal Courts	13,000.00	Other Miscellaneous Revenues	16,267.76	Added and Omitted Taxes	5,547.49
PUBLIC SAFETY		Other Revenues, Revenue Sharing Tax Effort	34,089.98	Total Taxes Levied - ABSTRACT	1,532,708.91
Fire Protection	46,350.00	Total	2,002,558.76	Total Taxes Billed	1,533,958.77
Police Protection	294,855.00	Prior Years Surplus Appropriated	85,000.00	1973 TAXES COLLECTED	1,487,894.89
Civil Defense & Disaster Control	550.00	REVENUES TOTAL	2,087,558.76	1973 Taxes Cancelled, Abated or Adjusted	2,697.01
Environmental Inspection & Control	3,200.00	CAPITAL OUTLAY TOTAL	35,834.21	Transfer to Tax Title Liens or Foreclosed	89.10
Other Public Safety				Balance Outstanding Dec. 31, 1973	43,277.77
PUBLIC WORKS				PRIOR YEARS TAXES OUTSTANDING	
Streets and Drainage	17,500.00	Public Enterprises		Balance January 1, 1973	44,228.54
Sewers and Sewage Processing	106,800.00	Recreation—Culture		Collected in 1973	43,577.15
Garbage and Trash Disposal	36,000.00	Public Works	35,834.21	Cancelled, Abated or Adjusted 1973	
Public Buildings and Grounds	13,180.00	Buildings and Grounds		Transfers to Tax Title Liens or Foreclosed	
Other Public Works	93,390.00	Library and Education		Balance December 31, 1973	651.39
HEALTH and WELFARE		Conservation		TAX TITLE LIENS OUTSTANDING	
Health Services Except Environmental	8,500.00	All Other		Balance January 1, 1973	501.69
Welfare—Public Assistance	1,250.00	CAPITAL DEBT AUTHORIZED, DECEMBER 31, 1973		Transfers From Taxes	89.10
Hospitals, Clinics, First Aid		ISSUED AND UNISSUED GROSS DEBT NET DEBT		Redeemed in 1973	
Animal, Insect, & Rodent Control	2,300.00	School 175,000		Cancelled, Abated or Adjusted (1973)	
Other Welfare Services		Self-liquidating		Transfers to Foreclosed Property	
RECREATION and CONSERVATION		Other 802,477	790,170	Balance December 31, 1973	590.79
Beaches and Boardwalks		Total 977,477	790,170	PROPERTY ACQUIRED BY DEED OR FORECLOSURE	
Parks, Playgrounds, Shade Trees		ISSUED AND OUTSTANDING		Balance January 1, 1973	2,875.00
Land Reclamation & Conservation		School 175,000.00		Transfers From Taxes or Liens	
Other Recreational Services	20,150.00	Self-Liquidating		Sale for Cash (1973)	
EDUCATION (excluding schools)		Other 595,000.00		Cancelled, Abated or Adjusted (1973)	
Libraries		Total 770,000.00		Balance December 31, 1973	2,875.00
Other Educational Services		EQUALIZED VALUATION BASIS		CURRENT FINANCES DECEMBER 31, 1973	
STATUTORY EXPENDITURES		FOR NET DEBT COMPUTATION	71,521,919.00	ASSETS	
Pensions & F. I. C. A.	52,900.00	REAL PROPERTY VALUATIONS		Cash Dec. 31, 1973	317,352.32
Employee Fringe Benefits	26,779.80	Code Class # of Parcels % VAL'N		Taxes Receivable	43,929.16
Other Statutory Expenditures		1 Vacant Land 67 2.02	1,040,300.00	Tax Title Liens	590.79
MUNICIPAL FUNCTIONS TOTAL	889,297.00	2 Residential 502 19.28	9,906,600.00	Foreclosed Property	2,875.00
CAPITAL IMPROVEMENTS *MEMO*	28,740.00	3 Farm		Emergencies & Other Deferred Charges	43,250.00
DEBT SERVICE		4a Commercial 48 9.13	4,692,600.00	State Aid Receivable	11,810.07
Principal Payments	58,600.00	4b Industrial 131 69.56	35,741,800.00	Other Receivables	332.54
Interest Payments	27,951.30	4c Apartments		Total	420,139.88
DEFERRED CHARGES	37,331.40	Total 748	51,381,300.00	LIABILITIES, RESERVES, AND SURPLUS	
SCHOOL, COUNTY, SPECIAL DISTRICT TAXES	963,615.92	Land Area .50 Sq. Miles		Cash Liabilities	140,848.71
RESERVE FOR UNCOLLECTED TAXES	.66	Net Valuation Taxable-Municipal	51,803,413.00	Reserves for Receivables	47,727.49
EMERGENCY EMPLOYMENT ACT OF 1971	8,554.25	Net Valuation Taxable-County	83,619,267.00	Surplus Dec. 31, 1973	231,563.68
EXPENDITURES TOTAL	1,985,350.53	State Equalized Valuation	77,619,566.00	Total	420,139.88
		State Equalization Ratio	66.55		

General Tax Rate Per \$100. 4.64  
State Equalized Tax Rate 3.59

Form of Government:  
Township Committee  
Number of Members on Governing Body 3

1973 PROPERTY TAX		
STATE EQUALIZED TAX RATE		
Local District School Taxes	1.49	139,952.50
Regional & Consolidated School Tax	1.48	139,089.28
School Taxes in Municipal Budget		
County Taxes	.56	52,344.32
County Library Taxes		
Local Municipal Purpose Taxes		
Veteran & Senior Citizen Taxes	.05	4,890.00
Total Taxes for Rate Computation	3.58	336,276.10
Special District Taxes		
Bank Stock Taxes		
Added and Omitted Taxes		2,894.20
Total Taxes Levied - ABSTRACT		334,280.30
Total Taxes Billed		334,716.60
1973 TAXES COLLECTED		312,776.65
1973 Taxes Cancelled, Abated or Adjusted		114.00
Transfer to Tax Title Liens or Foreclosed		338.72
Balance Outstanding Dec. 31, 1973		21,487.23
PRIOR YEARS TAXES OUTSTANDING		
Balance January 1, 1973		32,378.09
Collected in 1973		31,166.70
Cancelled, Abated or Adjusted 1973		189.38
Transfers to Tax Title Liens or Foreclosed		
Balance December 31, 1973		1,022.01
TAX TITLE LIENS OUTSTANDING		
Balance January 1, 1973		1,429.81
Transfers From Taxes		338.72
Redeemed in 1973		
Cancelled, Abated or Adjusted (1973)		
Transfers to Foreclosed Property		
Balance December 31, 1973		1,768.53
PROPERTY ACQUIRED BY DEED OR FORECLOSURE		
Balance January 1, 1973		1,650.00
Transfers From Taxes or Liens		
Sale for Cash (1973)		
Cancelled, Abated or Adjusted (1973)		
Balance December 31, 1973		1,650.00
CURRENT FINANCES DECEMBER 31, 1973		
ASSETS		
Cash Dec. 31, 1973		128,180.10
Taxes Receivable		22,509.24
Tax Title Liens		1,768.53
Foreclosed Property		1,650.00
Emergencies & Other Deferred Charges		
State Aid Receivable		10,110.00
Other Receivables		
Total		164,217.87
LIABILITIES, RESERVES, AND SURPLUS		
Cash Liabilities		27,399.14
Reserves for Receivables		25,927.77
Surplus Dec. 31, 1973		110,890.96
Total		164,217.87

EXPENDITURES		REVENUES-REALIZED		1973 PROPERTY TAXES	
<b>GENERAL GOVERNMENT</b>				<b>STATE EQUALIZED TAX RATE</b>	
Governing Body & Public Boards		1973 Property Taxes Collected	312,776.65	Local District School Taxes	1.49
Municipal Clerk		1973 Payments in Lieu of Taxes		Regional & Consolidated School Tax	1.48
Financial Administration	2,500.00	Delinquent Tax & Lien Collections	31,166.70	School Taxes in Municipal Budget	
Assessment of Taxes	3,000.00	Business Personality Replacement Taxes	11,737.06	County Taxes	.56
Collection of Taxes	2,300.00	Taxes from Public Utilities	18,604.14	County Library Taxes	
Planning, Housing & Development	2,600.00	Other Miscellaneous Tax Revenues		Local Municipal Purpose Taxes	
Human Resources		State Aid Revenues	16,977.04	Veteran & Senior Citizen Taxes	.05
Elections	500.00	Federal Aid Revenues		Total Taxes for Rate Computation	3.58
General Administration (other)	12,650.00	State and Local Fiscal Assistance Act Utilized	5,250.00	Special District Taxes	
<b>JUDICIARY</b>		Sale of Acquired Property		Bank Stock Taxes	
Municipal Courts	1,950.00	Other Miscellaneous Revenues	5,865.25	Added and Omitted Taxes	
<b>PUBLIC SAFETY</b>		Other Revenues, Revenue Sharing Tax Effort	11,278.00	Total Taxes Levied - ABSTRACT	334,280.30
Fire Protection	5,250.00	Total	413,654.84	Total Taxes Billed	334,716.60
Police Protection	5,750.00	Prior Years Surplus Appropriated	35,391.78	1973 TAXES COLLECTED	312,776.65
Civil Defense & Disaster Control	100.00	REVENUES	449,046.62	1973 Taxes Cancelled, Abated or Adjusted	114.00
Environmental Inspection & Control	1,050.00			Transfer to Tax Title Liens or Foreclosed	338.72
Other Public Safety				Balance Outstanding Dec. 31, 1973	21,487.23
<b>PUBLIC WORKS</b>		<b>CAPITAL OUTLAY</b>	<b>TOTAL</b>	<b>PRIOR YEARS TAXES OUTSTANDING</b>	
Streets and Drainage	24,500.00	Public Enterprises		Balance January 1, 1973	32,378.09
Sewers and Sewage Processing		Recreation—Culture		Collected in 1973	31,166.70
Garbage and Trash Disposal	1,800.00	Public Works		Cancelled, Abated or Adjusted 1973	189.38
Public Buildings and Grounds		Buildings and Grounds		Transfers to Tax Title Liens or Foreclosed	
Other Public Works		Library and Education		Balance December 31, 1973	1,022.01
<b>HEALTH and WELFARE</b>		Conservation		<b>TAX TITLE LIENS OUTSTANDING</b>	
Health Services Except Environmental	250.00	All Other		Balance January 1, 1973	1,429.81
Welfare-Public Assistance	600.00			Transfers From Taxes	338.72
Hospitals, Clinics, First Aid		<b>CAPITAL DEBT AUTHORIZED, DECEMBER 31, 1973</b>		Redeemed in 1973	
Animal, Insect, & Rodent Control		<b>ISSUED AND UNISSUED</b>	<b>GROSS DEBT</b>	Cancelled, Abated or Adjusted (1973)	
Other Welfare Services		School	294,799	Transfers to Foreclosed Property	
		Self-liquidating		Balance December 31, 1973	1,768.53
		Other		<b>PROPERTY ACQUIRED BY DEED OR FORECLOSURE</b>	
		Total	294,799	Balance January 1, 1973	1,650.00
<b>RECREATION and CONSERVATION</b>		<b>ISSUED AND OUTSTANDING</b>		Transfers From Taxes or Liens	
Beaches and Boardwalks		School	294,799.64	Sale for Cash (1973)	
Parks, Playgrounds, Shade Trees		Self-liquidating		Cancelled, Abated or Adjusted (1973)	
Land Reclamation & Conservation		Other		Balance December 31, 1973	1,650.00
Other Recreational Services		Total	294,799.64	<b>CURRENT FINANCES DECEMBER 31, 1973</b>	
<b>EDUCATION (excluding schools)</b>		<b>EQUALIZED VALUATION BASIS</b>		<b>ASSETS</b>	
Libraries		<b>FOR NET DEBT COMPUTATION</b>	8,267,640.00	Cash Dec. 31, 1973	128,180.10
Other Educational Services		<b>REAL PROPERTY VALUATIONS</b>		Taxes Receivable	22,509.24
<b>STATUTORY EXPENDITURES</b>		<b>Code Class # of Parcels % VAL'N</b>	<b>ASSESSED VALUATION</b>	Tax Title Liens	1,768.53
Pensions & F. I. C. A.	775.00	1 Vacant Land 75 4.88	348,150.00	Foreclosed Property	1,650.00
Employee Fringe Benefits		2 Residential 190 42.29	3,017,700.00	Emergencies & Other Deferred Charges	
Other Statutory Expenditures		3 Farm 319 50.97	3,637,050.00	State Aid Receivable	10,110.00
<b>MUNICIPAL FUNCTIONS</b>		4a Commercial 4 1.86	132,900.00	Other Receivables	
<b>CAPITAL IMPROVEMENTS</b>		4b Industrial		Total	164,217.87
<b>DEBT SERVICE</b>		4c Apartments		<b>LIABILITIES, RESERVES, AND SURPLUS</b>	
Principal Payments		Total	7,135,800.00	Cash Liabilities	27,399.14
Interest Payments				Reserves for Receivables	25,927.77
				Surplus Dec. 31, 1973	110,890.96
<b>DEFERRED CHARGES</b>	460.00			Total	164,217.87
<b>SCHOOL, COUNTY, SPECIAL DISTRICT TAXES</b>	331,386.10				
<b>RESERVE FOR UNCOLLECTED TAXES</b>	35,391.78				
<b>EMERGENCY EMPLOYMENT ACT OF 1971</b>					
<b>EXPENDITURES</b>					
<b>TOTAL</b>	432,812.88				

0719

Population 1970 16,975  
 Population 1973 16,305  
 S & P Rating AA  
 Moody Rating AA

General Tax Rate Per \$100. 7.74  
 State Equalized Tax Rate 5.07

## SOUTH ORANGE VILLAGE — ESSEX COUNTY

Form of Government:

Village Board of Trustees

Number of Members on Governing Body 7

PER CAPITA: 769.83  
 Gross Debt 283.66  
 Net Debt 16.39  
 Debt Service 652.18  
 Total Tax Levy 285.55  
 Municipal Expenditures

PER CENT: 6.48  
 Gross Debt 2.39  
 Net Debt 97.67  
 Tax Levy Collected  
 Tax Levy Cancelled, Abated or Adjusted .40

EXPENDITURES		REVENUES-REALIZED		1973 PROPERTY TAX	
<b>GENERAL GOVERNMENT</b>				<b>STATE EQUALIZED TAX RATE</b> → 2.35	
Governing Body & Public Boards		1973 Property Taxes Collected	10,709,745.13	Local District School Taxes	5,095,003.95
Municipal Clerk	70,295.00	1973 Payments in Lieu of Taxes	262.46	Regional & Consolidated School Tax	
Financial Administration	79,420.00	Delinquent Tax & Lien Collections	205,488.94	School Taxes in Municipal Budget	
Assessment of Taxes	24,306.00	Business Personalty Replacement Taxes	107,180.18	County Taxes	2,693,572.49
Collection of Taxes	36,674.00	Taxes from Public Utilities	407,565.89	County Library Taxes	
Planning, Housing & Development	5,100.00	Other Miscellaneous Tax Revenues		Local Municipal Purpose Taxes	3,146,155.55
Human Resources	16,125.00	State Aid Revenues	88,056.32	Veteran & Senior Citizen Taxes	72,830.00
Elections	6,500.00	Federal Aid Revenues		Total Taxes for Rate Computation	11,007,562.39
General Administration (other)	327,915.00	State and Local Fiscal Assistance Act Utilized	94,830.00	Special District Taxes	
<b>JUDICIARY</b>		Sale of Acquired Property		Bank Stock Taxes	13,746.87
Municipal Courts	54,784.00	Other Miscellaneous Revenues	381,207.39	Added and Omitted Taxes	11,370.06
<b>PUBLIC SAFETY</b>		Other Revenues, Revenue Sharing Tax Effort	60,242.57	Total Taxes Levied - ABSTRACT	10,559,849.32
Fire Protection	619,446.00	Total	12,054,578.88	Total Taxes Billed	10,964,851.81
Police Protection	1,032,219.00	Prior Years Surplus Appropriated	670,000.00	1973 TAXES COLLECTED	10,709,745.13
Civil Defense & Disaster Control	10,225.00	REVENUES TOTAL	12,724,578.83	1973 Taxes Cancelled, Abated or Adjusted	44,043.13
Environmental Inspection & Control	38,523.00	CAPITAL OUTLAY TOTAL	1,357,053.11	Transfer to Tax Title Liens or Foreclosed	20,316.48
Other Public Safety		Public Enterprises	20,554.05	Balance Outstanding Dec. 31, 1973	190,747.07
<b>PUBLIC WORKS</b>		Recreation—Culture	456,745.32	<b>PRIOR YEARS TAXES OUTSTANDING</b>	
Streets and Drainage	326,860.78	Public Works	712,303.53	Balance January 1, 1973	217,515.83
Sewers and Sewage Processing	71,858.00	Buildings and Grounds	177,450.16	Collected in 1973	203,054.41
Garbage and Trash Disposal	44,050.00	Library and Education		Cancelled, Abated or Adjusted 1973	
Public Buildings and Grounds	14,923.00	Conservation		Transfers to Tax Title Liens or Foreclosed	14,578.01
Other Public Works		All Other		Balance December 31, 1973	283.41
<b>HEALTH and WELFARE</b>		CAPITAL DEBT AUTHORIZED, DECEMBER 31, 1973		<b>TAX TITLE LIENS OUTSTANDING</b>	
Health Services Except Environmental	62,040.00	ISSUED AND UNISSUED		Balance January 1, 1973	11,478.15
Welfare-Public Assistance	4,985.00	SCHOOL	4,224,184	Transfers From Taxes	37,023.17
Hospitals, Clinics, First Aid	7,235.00	Self-liquidating	740,000	Redeemed in 1973	2,434.53
Animal, Insect, & Rodent Control	12,290.00	Other	7,972,884	Cancelled, Abated or Adjusted (1973)	
Other Welfare Services		Total	12,937,069	Transfers to Foreclosed Property	
<b>RECREATION and CONSERVATION</b>		ISSUED AND OUTSTANDING		Balance December 31, 1973	46,066.79
Beaches and Boardwalks		SCHOOL	4,224,184.25	<b>PROPERTY ACQUIRED BY DEED OR FORECLOSURE</b>	
Parks, Playgrounds, Shade Trees	347,176.00	Self-Liquidating	515,000.00	Balance January 1, 1973	400.00
Land Reclamation & Conservation		Other	3,914,570.00	Transfers From Taxes or Liens	
Other Recreational Services		Total	8,657,754.25	Sale for Cash (1973)	
<b>EDUCATION (excluding schools)</b>		EQUALIZED VALUATION BASIS		Cancelled, Abated or Adjusted (1973)	
Libraries	234,822.00	FOR NET DEBT COMPUTATION	199,505,354.33	Balance December 31, 1973	400.00
Other Educational Services		<b>REAL PROPERTY VALUATIONS</b>		<b>CURRENT FINANCES DECEMBER 31, 1973</b>	
<b>STATUTORY EXPENDITURES</b>		Code Class # of Parcels % VAL'N	ASSESSED VALUATION	<b>ASSETS</b>	
Pensions & F. I. C. A.	325,335.00	1 Vacant Land 166 1.03	1,424,600.00	Cash Dec. 31, 1973	1,515,561.69
Employee Fringe Benefits	73,100.00	2 Residential 3531 81.72	113,328,600.00	Taxes Receivable	191,030.48
Other Statutory Expenditures		3 Farm		Tax Title Liens	46,066.79
<b>MUNICIPAL FUNCTIONS</b>		4a Commercial 194 11.08	15,359,500.00	Foreclosed Property	400.00
CAPITAL IMPROVEMENTS *MEMO*	258,830.00	4b Industrial 19 .50	688,500.00	Emergencies & Other Deferred Charges	33,250.00
<b>DEBT SERVICE</b>		4c Apartments 29 5.68	7,869,900.00	State Aid Receivable	95,730.06
Principal Payments	133,000.00	Total 4339	138,671,100.00	Other Receivables	
Interest Payments	142,420.00	Land Area 2.70 Sq. Miles		Total	1,882,039.02
<b>DEFERRED CHARGES</b>		Net Valuation Taxable-Municipal	142,281,200.00	<b>LIABILITIES, RESERVES, AND SURPLUS</b>	
SCHOOL, COUNTY, SPECIAL DISTRICT TAXES	7,788,576.44	Net Valuation Taxable-County	205,202,338.00	Cash Liabilities	569,863.17
RESERVE FOR UNCOLLECTED TAXES	653,290.06	State Equalized Valuation	215,387,197.00	Reserves for Receivables	237,497.27
EMERGENCY EMPLOYMENT ACT OF 1971		State Equalization Ratio	65.55	Surplus Dec. 31, 1973	1,074,678.58
<b>EXPENDITURES TOTAL</b>	12,587,188.28			Total	1,882,039.02

1222

Population 1970 **21,250**  
 Population 1973 **21,795**  
 S & P Rating **B88**  
 Moody Rating **BAA**

General Tax Rate Per \$100 **3.19**  
 State Equalized Tax Rate **2.88**

# SOUTH PLAINFIELD BOROUGH — MIDDLESEX COUNTY

Form of Government:  
**Borough Council**  
 Number of Members on Governing Body **6**

PER CAPITA: **1,016.44** PER CENT: **8.39**  
 Gross Debt **340.52** Gross Debt **2.81**  
 Net Debt **21.10** Net Debt **96.24**  
 Debt Service **413.41** Tax Levy Collected  
 Total Tax Levy **154.55** Tax Levy Cancelled, Abated or Adjusted **1.21**  
 Municipal Expenditures

EXPENDITURES		REVENUES-REALIZED		1973 PROPERTY TAX	
GENERAL GOVERNMENT		1973 Property Taxes Collected		STATE EQUALIZED TAX RATE	
Governing Body & Public Boards				Local District School Taxes	2.10
Municipal Clerk				Regional & Consolidated School Tax	
Financial Administration	47,463.00	1973 Payments in Lieu of Taxes	16,144.08	School Taxes in Municipal Budget	
Assessment of Taxes	33,430.00	Delinquent Tax & Lien Collections	152,117.78	County Taxes	.55
Collection of Taxes	42,660.00	Business Personalty Replacement Taxes	350,488.57	County Library Taxes	
Planning, Housing & Development	5,075.00	Taxes from Public Utilities	523,521.84	Local Municipal Purpose Taxes	.18
Human Resources	3,480.00	Other Miscellaneous Tax Revenues		Veteran & Senior Citizen Taxes	.05
Elections		State Aid Revenues	95,447.50	Total Taxes for Rate Computation	2.88
General Administration (other)	246,734.00	Federal Aid Revenues		Special District Taxes	
JUDICIARY		State and Local Fiscal Assistance Act Utilized	403,358.00	Bank Stock Taxes	
Municipal Courts	18,585.00	Sale of Acquired Property		Added and Omitted Taxes	
PUBLIC SAFETY		Other Miscellaneous Revenues	274,774.03	Total Taxes Levied - ABSTRACT	
Fire Protection	175,638.00	Other Revenues, Revenue Sharing Tax Effort	108,834.78	Total Taxes Billed	
Police Protection	717,092.00	Total	10,622,056.34	1973 TAXES COLLECTED	
Civil Defense & Disaster Control	774.00	Prior Years Surplus Appropriated	919,708.50	1973 Taxes Cancelled, Abated or Adjusted	
Environmental Inspection & Control	30,911.00	REVENUES TOTAL	11,541,764.84	Transfer to Tax Title Liens or Foreclosed	
Other Public Safety		CAPITAL OUTLAY TOTAL	910,593.63	Balance Outstanding Dec. 31, 1973	
PUBLIC WORKS				PRIOR YEARS TAXES OUTSTANDING	
Streets and Drainage	600,107.00	Public Enterprises	222,722.11	Balance January 1, 1973	
Sewers and Sewage Processing		Recreation—Culture		Collected in 1973	
Garbage and Trash Disposal		Public Works	685,161.22	Cancelled, Abated or Adjusted 1973	
Public Buildings and Grounds	179,457.00	Buildings and Grounds	2,710.30	Transfers to Tax Title Liens or Foreclosed	
Other Public Works		Library and Education		Balance December 31, 1973	
HEALTH and WELFARE		Conservation		TAX TITLE LIENS OUTSTANDING	
Health Services Except Environmental	68,960.00	All Other		Balance January 1, 1973	
Welfare-Public Assistance	12,237.00	CAPITAL DEBT AUTHORIZED, DECEMBER 31, 1973		Transfers From Taxes	
Hospitals, Clinics, First Aid		ISSUED AND UNISSUED		Redeemed in 1973	
Animal, Insect, & Rodent Control		School	11,080,000	Cancelled, Abated or Adjusted (1973)	
Other Welfare Services		Self-liquidating	5,076,700	Transfers to Foreclosed Property	
RECREATION and CONSERVATION		Other	5,996,515	Balance December 31, 1973	
Beaches and Boardwalks		Total	22,153,215	PROPERTY ACQUIRED BY DEED OR FORECLOSURE	
Parks, Playgrounds, Shade Trees		ISSUED AND OUTSTANDING		Balance January 1, 1973	
Land Reclamation & Conservation	2,200.00	School	11,080,000.00	Transfers From Taxes or Liens	
Other Recreational Services	77,077.00	Self-Liquidating	4,737,000.00	Sale for Cash (1973)	
EDUCATION (excluding schools)		Other	4,548,000.00	Cancelled, Abated or Adjusted (1973)	
Libraries	83,428.00	Total	20,365,000.00	Balance December 31, 1973	
Other Educational Services		EQUALIZED VALUATION BASIS		CURRENT FINANCES DECEMBER 31, 1973	
STATUTORY EXPENDITURES		FOR NET DEBT COMPUTATION		ASSETS	
Pensions & F. I. C. A.	150,199.00	REAL PROPERTY VALUATIONS		Cash Dec. 31, 1973	
Employee Fringe Benefits	43,465.00	Code Class # of Parcels % VAL'N		Taxes Receivable	
Other Statutory Expenditures		1 Vacant Land 1227 7.61		Tax Title Liens	
MUNICIPAL FUNCTIONS		2 Residential 5534 55.01		Foreclosed Property	
CAPITAL IMPROVEMENTS		3 Farm 1 .01		Emergencies & Other Deferred Charges	
DEBT SERVICE		4a Commercial 147 7.88		State Aid Receivable	
Principal Payments	242,600.00	4b Industrial 158 29.50		Other Receivables	
Interest Payments	217,231.82	4c Apartments		Total	
DEFERRED CHARGES		Total	7067	LIABILITIES, RESERVES, AND SURPLUS	
SCHOOL, COUNTY, SPECIAL DISTRICT TAXES	73,349.35	Land Area 8.20 Sq. Miles		Cash Liabilities	
RESERVE FOR UNCOLLECTED TAXES	7,959,411.62	Net Valuation Taxable-Municipal	271,856,100.00	Reserves for Receivables	
EMERGENCY EMPLOYMENT ACT OF 1971	296,278.54	Net Valuation Taxable-County	323,782,972.00	Surplus Dec. 31, 1973	
EXPENDITURES		State Equalized Valuation	301,024,427.00	Total	
TOTAL	11,327,843.33	State Equalization Ratio	90.34		

1971/3000

1223

Population 1970 15,455  
 Population 1973 15,870  
 S & P Rating  
 Moody Rating BAA-1

General Tax Rate Per \$100. 3.51  
 State Equalized Tax Rate 3.24

SOUTH RIVER BOROUGH — MIDDLESEX CO.  
 Form of Government:  
 Borough Council  
 Number of Members on Governing Body 6

PER CAPITA: 169.16  
 Gross Debt 85.35  
 Net Debt 10.54  
 Debt Service 276.46  
 Total Tax Levy 136.31  
 Municipal Expenditures

PER CENT: 2.27  
 Gross Debt 1.14  
 Net Debt 95.20  
 Tax Levy Collected  
 Tax Levy Cancelled, Abated or Adjusted 1.03

EXPENDITURES		REVENUES-REALIZED		1973 PROPERTY TAX	
<b>GENERAL GOVERNMENT</b>				<b>STATE EQUALIZED TAX RATE</b> 1.90	
Governing Body & Public Boards	3,750.00	1973 Property Taxes Collected 4,175,872.65		Local District School Taxes	2,599,782.00
Municipal Clerk	17,585.00	1973 Payments in Lieu of Taxes 125,805.11		Regional & Consolidated School Tax	
Financial Administration	36,990.00	Delinquent Tax & Lien Collections 99,453.99		School Taxes in Municipal Budget	
Assessment of Taxes	88,950.00	Business Personalty Replacement Taxes 98,540.09		County Taxes	647,632.17
Collection of Taxes	21,600.00	Taxes from Public Utilities 66,643.38		County Library Taxes	
Planning, Housing & Development	12,450.00	Other Miscellaneous Tax Revenues 25,587.77		Local Municipal Purpose Taxes	1,093,274.87
Human Resources		State Aid Revenues 164,726.00		Veteran & Senior Citizen Taxes	104,410.00
Elections	5,860.00	State and Local Fiscal Assistance Act Utilized		Total Taxes for Rate Computation	4,445,099.04
General Administration (other)	156,800.00	Sale of Acquired Property 229,917.09		Special District Taxes	
<b>JUDICIARY</b>		Other Miscellaneous Revenues 55,126.92		Bank Stock Taxes	9,141.88
Municipal Courts	18,925.00	Other Revenues, Revenue Sharing Tax Effort 5,041,673.00		Added and Omitted Taxes	37,619.32
<b>PUBLIC SAFETY</b>		Prior Years Surplus Appropriated 200,000.00		Total Taxes Levied - ABSTRACT	4,387,450.24
Fire Protection	45,930.75	REVENUES TOTAL 5,241,673.00		Total Taxes Billed	4,386,277.12
Police Protection	513,138.25	<b>CAPITAL OUTLAY</b> TOTAL 205,434.70		1973 TAXES COLLECTED	4,175,872.65
Civil Defense & Disaster Control	2,500.00	Public Enterprises 25,738.08		1973 Taxes Cancelled, Abated or Adjusted	45,345.40
Environmental Inspection & Control	8,240.00	Recreation—Culture 179,696.62		Transfer to Tax Title Liens or Foreclosed	26,153.00
Other Public Safety		Buildings and Grounds		Balance Outstanding Dec. 31, 1973	138,906.07
<b>PUBLIC WORKS</b>		Library and Education		<b>PRIOR YEARS TAXES OUTSTANDING</b>	
Streets and Drainage	230,500.00	Conservation		Balance January 1, 1973	155,770.77
Sewers and Sewage Processing	137,360.00	All Other		Collected in 1973	119,495.31
Garbage and Trash Disposal	162,800.00	<b>CAPITAL DEBT AUTHORIZED, DECEMBER 31, 1973</b>		Cancelled, Abated or Adjusted 1973	
Public Buildings and Grounds	23,450.00	ISSUED AND UNISSUED GROSS DEBT NET DEBT		Transfers to Tax Title Liens or Foreclosed	2,375.91
Other Public Works		School 626,000		Balance December 31, 1973	33,899.55
<b>HEALTH and WELFARE</b>		Self-liquidating 699,500		<b>TAX TITLE LIENS OUTSTANDING</b>	
Health Services Except Environmental	22,900.00	Other 1,359,125		Balance January 1, 1973	33,337.86
Welfare-Public Assistance	6,450.00	Total 2,684,625		Transfers From Taxes	28,756.13
Hospitals, Clinics, First Aid	1,350.00	ISSUED AND OUTSTANDING		Redeemed in 1973	6,309.80
Animal, Insect, & Rodent Control	3,200.00	School 626,000.00		Cancelled, Abated or Adjusted (1973)	
Other Welfare Services		Self-liquidating 615,500.00		Transfers to Foreclosed Property	
<b>RECREATION and CONSERVATION</b>		Other 928,000.00		Balance December 31, 1973	55,784.19
Beaches and Boardwalks		Total 2,169,500.00		<b>PROPERTY ACQUIRED BY DEED OR FORECLOSURE</b>	
Parks, Playgrounds, Shade Trees	5,000.00	<b>EQUALIZED VALUATION BASIS</b>		Balance January 1, 1973	54,128.50
Land Reclamation & Conservation		FOR NET DEBT COMPUTATION 118,366,145.33		Transfers From Taxes or Liens	
Other Recreational Services	63,360.00	<b>REAL PROPERTY VALUATIONS</b>		Sale for Cash (1973)	
<b>EDUCATION (excluding schools)</b>		Code Class # of Parcels % VAL'N ASSESSED VALUATION		Cancelled, Abated or Adjusted (1973)	
Libraries	10,000.00	1 Vacant Land 536 3.05 3,844,326.00		Balance December 31, 1973	54,128.50
Other Educational Services		2 Residential 3806 82.65 104,122,520.00		<b>CURRENT FINANCES DECEMBER 31, 1973</b>	
<b>STATUTORY EXPENDITURES</b>		3 Farm		ASSETS	
Pensions & F. I. C. A.	105,000.34	4a Commercial 287 9.90 12,472,680.00		Cash Dec. 31, 1973	604,821.35
Employee Fringe Benefits	34,000.00	4b Industrial 11 .98 1,229,587.00		Taxes Receivable	172,805.62
Other Statutory Expenditures		4c Apartments 6 3.42 4,304,497.00		Tax Title Liens	55,784.19
<b>MUNICIPAL FUNCTIONS</b>		Total 4646 125,973,610.00		Foreclosed Property	54,128.50
<b>CAPITAL IMPROVEMENTS</b>		Land Area 2.80 Sq. Miles		Emergencies & Other Deferred Charges	97,183.30
<b>DEBT SERVICE</b>		Net Valuation Taxable-Municipal 126,731,510.00		State Aid Receivable	9,315.00
Principal Payments	116,000.00	Net Valuation Taxable-County 127,664,379.00		Other Receivables	25,614.90
Interest Payments	51,308.50	State Equalized Valuation 136,932,560.00		Total	1,019,652.86
<b>DEFERRED CHARGES</b>		State Equalization Ratio 92.51		<b>LIABILITIES, RESERVES, AND SURPLUS</b>	
SCHOOL, COUNTY, SPECIAL DISTRICT TAXES	54,101.16			Cash Liabilities	418,730.59
RESERVE FOR UNCOLLECTED TAXES	3,247,414.17			Reserves for Receivables	308,333.21
EMERGENCY EMPLOYMENT ACT OF 1971	179,688.00			Surplus Dec. 31, 1973	292,589.06
<b>EXPENDITURES</b>				Total	1,019,652.86
TOTAL	5,410,601.17				

1529

Population 1970 3,990  
 Population 1973 4,190  
 S & P Rating  
 Moody Rating

General Tax Rate Per \$100. 3.49  
 State Equalized Tax Rate 2.63

**SOUTH TOMS RIVER BOROUGH — OCEAN CO.**  
**Form of Government:**  
**Borough Council**  
**Number of Members on Governing Body 6**

PER CAPITA: 163.79  
 Gross Debt 3.51  
 Net Debt 1.11  
 Debt Service 152.49  
 Total Tax Levy 64.93  
 Municipal Expenditures

PER CENT: 3.25  
 Gross Debt .07  
 Net Debt 94.91  
 Tax Levy Collected  
 Tax Levy Cancelled, Abated or Adjusted .16

EXPENDITURES		REVENUES-REALIZED		1973 PROPERTY TAX	
<b>GENERAL GOVERNMENT</b>				<b>STATE EQUALIZED TAX RATE</b> →	
Governing Body & Public Boards		1973 Property Taxes Collected	613,312.97	Local District School Taxes	
Municipal Clerk		1973 Payments in Lieu of Taxes		Regional & Consolidated School Tax	1.87 465,220.55
Financial Administration	5,700.00	Delinquent Tax & Lien Collections	53,144.24	School Taxes in Municipal Budget	
Assessment of Taxes	1,750.00	Business Personalty Replacement Taxes	13,446.66	County Taxes	.44 108,542.92
Collection of Taxes	2,750.00	Taxes from Public Utilities	52,070.46	County Library Taxes	.02 5,019.98
Planning, Housing & Development	2,120.00	Other Miscellaneous Tax Revenues		Local Municipal Purpose Taxes	.23 55,877.02
Human Resources		State Aid Revenues	14,829.18	Veteran & Senior Citizen Taxes	.07 17,640.00
Elections		Federal Aid Revenues	35,953.48	Total Taxes for Rate Computation	2.63 652,700.47
General Administration (other)	46,973.33	State and Local Fiscal Assistance Act Utilized	43,617.00	Special District Taxes	
<b>JUDICIARY</b>		Sale of Acquired Property		Bank Stock Taxes	1,822.98
Municipal Courts	3,800.00	Other Miscellaneous Revenues	14,535.00	Added and Omitted Taxes	2,038.72
<b>PUBLIC SAFETY</b>		Other Revenues, Revenue Sharing Tax Effort	6,143.31	Total Taxes Levied - ABSTRACT	638,922.17
Fire Protection	8,550.00	Total	852,052.30	Total Taxes Billed	651,459.48
Police Protection	45,300.01	Prior Years Surplus Appropriated	10,829.29	1973 TAXES COLLECTED	618,312.97
Civil Defense & Disaster Control	100.00	REVENUES TOTAL	862,881.59	1973 Taxes Cancelled, Abated or Adjusted	1,040.00
Environmental Inspection & Control	900.00			Transfer to Tax Title Liens or Foreclosed	
Other Public Safety		CAPITAL OUTLAY TOTAL	10,203.00	Balance Outstanding Dec. 31, 1973	32,106.51
<b>PUBLIC WORKS</b>				<b>PRIOR YEARS TAXES OUTSTANDING</b>	
Streets and Drainage	21,629.00	Public Enterprises		Balance January 1, 1973	56,269.40
Sewers and Sewage Processing		Recreation—Culture		Collected in 1973	53,144.24
Garbage and Trash Disposal	21,716.66	Public Works	10,203.00	Cancelled, Abated or Adjusted 1973	
Public Buildings and Grounds	9,650.00	Buildings and Grounds		Transfers to Tax Title Liens or Foreclosed	
Other Public Works		Library and Education		Balance December 31, 1973	3,125.16
<b>HEALTH and WELFARE</b>		Conservation		<b>TAX TITLE LIENS OUTSTANDING</b>	
Health Services Except Environmental	1,025.00	All Other		Balance January 1, 1973	1,601.09
Welfare-Public Assistance	3,100.00			Transfers From Taxes	
Hospitals, Clinics, First Aid	300.00	CAPITAL DEBT AUTHORIZED, DECEMBER 31, 1973		Redeemed in 1973	
Animal, Insect, & Rodent Control	380.00	ISSUED AND UNISSUED GROSS DEBT		Cancelled, Abated or Adjusted (1973)	
Other Welfare Services		School	692,515	Transfers to Foreclosed Property	
<b>RECREATION and CONSERVATION</b>		Self-liquidating	14,700	Balance December 31, 1973	1,001.09
Beaches and Boardwalks		Other	14,700	<b>PROPERTY ACQUIRED BY DEED OR FORECLOSURE</b>	
Parks, Playgrounds, Shade Trees		Total	707,215	Balance January 1, 1973	650.00
Land Reclamation & Conservation				Transfers From Taxes or Liens	
Other Recreational Services	2,930.00	ISSUED AND OUTSTANDING		Sale for Cash (1973)	
<b>EDUCATION (excluding schools)</b>		School	587,433.46	Cancelled, Abated or Adjusted (1973)	
Libraries		Self-Liquidating	9,285.00	Balance December 31, 1973	650.00
Other Educational Services		Other	596,768.46	<b>CURRENT FINANCES DECEMBER 31, 1973</b>	
<b>STATUTORY EXPENDITURES</b>		Total		<b>ASSETS</b>	
Pensions & F. I. C. A.	5,980.00	EQUALIZED VALUATION BASIS		Cash Dec. 31, 1973	292,887.95
Employee Fringe Benefits		FOR NET DEBT COMPUTATION	21,767,124.00	Taxes Receivable	35,231.67
Other Statutory Expenditures		<b>REAL PROPERTY VALUATIONS</b>		Tax Title Liens	1,001.09
<b>MUNICIPAL FUNCTIONS</b>		Code Class # of Parcels % VAL'N		Foreclosed Property	650.00
CAPITAL IMPROVEMENTS *MEMO*	8,347.00	1 Vacant Land 65 3.27	604,930.00	Emergencies & Other Deferred Charges	18,090.00
<b>DEBT SERVICE</b>		2 Residential 1065 83.07	15,390,600.00	State Aid Receivable	6,863.50
Principal Payments	4,650.00	3 Farm		Other Receivables	10,844.34
Interest Payments		4a Commercial 41 11.95	2,214,700.00	Total	365,568.55
<b>DEFERRED CHARGES</b>		4b Industrial 2 1.09	201,900.00	<b>LIABILITIES, RESERVES, AND SURPLUS</b>	
SCHOOL, COUNTY, SPECIAL DISTRICT TAXES	4,703.64	4c Apartments 1 .62	114,200.00	Cash Liabilities	279,558.93
RESERVE FOR UNCOLLECTED TAXES	579,183.45	Total 1174	18,526,330.00	Reserves for Receivables	47,727.10
EMERGENCY EMPLOYMENT ACT OF 1971	44,233.54	Land Area 1.20 Sq. Miles		Surplus Dec. 31, 1973	38,282.52
<b>EXPENDITURES TOTAL</b>	851,225.63	Net Valuation Taxable-Municipal	18,741,042.00	Total	365,568.55
		Net Valuation Taxable-County	22,395,421.00		
		State Equalized Valuation	24,757,926.00		
		State Equalization Ratio	75.49		

0333

Population 1970 4,995  
 Population 1973 6,240  
 S & P Rating  
 Moody Rating

General Tax Rate Per \$100. 3.88  
 State Equalized Tax Rate 2.22

## SOUTHAMPTON TOWNSHIP — BURLINGTON CO.

Form of Government:

Township Committee

Number of Members on Governing Body 5

PER CAPITA:

Gross Debt 312.47  
 Net Debt 9.01  
 Debt Service .01  
 Total Tax Levy 231.40  
 Municipal Expenditures 67.38

PER CENT:

Gross Debt 4.25  
 Net Debt .12  
 Tax Levy Collected 95.28  
 Tax Levy Cancelled, Abated or Adjusted .30

EXPENDITURES		REVENUES-REALIZED		1973 PROPERTY TAX	
GENERAL GOVERNMENT				STATE EQUALIZED TAX RATE	
Governing Body & Public Boards		1973 Property Taxes Collected		Local District School Taxes .71	437,591.25
Municipal Clerk	5,600.00	1973 Payments in Lieu of Taxes		Regional & Consolidated School Tax .79	485,713.48
Financial Administration	18,700.00	Delinquent Tax & Lien Collections		School Taxes in Municipal Budget	
Assessment of Taxes	7,777.31	Business Personalty Replacement Taxes		County Taxes .60	365,548.51
Collection of Taxes	4,700.00	Taxes from Public Utilities		County Library Taxes .02	13,595.65
Planning, Housing & Development	831.71	Other Miscellaneous Tax Revenues		Local Municipal Purpose Taxes .03	20,726.30
Human Resources	61,611.83	State Aid Revenues		Veteran & Senior Citizen Taxes .07	42,110.00
Elections		Federal Aid Revenues		Total Taxes for Rate Computation 2.22	1,365,285.19
General Administration (other)	6,900.00	State and Local Fiscal Assistance Act Utilized		Special District Taxes	
JUDICIARY		Sale of Acquired Property		Bank Stock Taxes	1,335.70
Municipal Courts	12,400.00	Other Miscellaneous Revenues		Added and Omitted Taxes	119,445.06
PUBLIC SAFETY	10,300.00	Other Revenues, Revenue Sharing Tax Effort		Total Taxes Levied - ABSTRACT	1,443,555.95
Fire Protection	234.29	Total		Total Taxes Billed	1,443,555.95
Police Protection	4,400.00	Prior Years Surplus Appropriated		1973 TAXES COLLECTED	1,375,762.51
Civil Defense & Disaster Control		REVENUES TOTAL		1973 Taxes Cancelled, Abated or Adjusted	4,295.97
Environmental Inspection & Control		CAPITAL OUTLAY TOTAL		Transfer to Tax Title Liens or Foreclosed	
Other Public Safety				Balance Outstanding Dec. 31, 1973	63,897.47
PUBLIC WORKS				PRIOR YEARS TAXES OUTSTANDING	
Streets and Drainage	67,684.68	Public Enterprises		Balance January 1, 1973	58,501.28
Sewers and Sewage Processing	38,930.16	Recreation—Culture		Collected in 1973	81,123.01
Garbage and Trash Disposal	5,200.00	Public Works		Cancelled, Abated or Adjusted 1973	
Public Buildings and Grounds		Buildings and Grounds		Transfers to Tax Title Liens or Foreclosed	
Other Public Works		Library and Education		Balance December 31, 1973	17,378.27
HEALTH and WELFARE		Conservation		TAX TITLE LIENS OUTSTANDING	
Health Services Except Environmental	1,430.00	All Other		Balance January 1, 1973	10,113.08
Welfare-Public Assistance	2,500.00	CAPITAL DEBT AUTHORIZED, DECEMBER 31, 1973		Transfers From Taxes	
Hospitals, Clinics, First Aid		ISSUED AND UNISSUED GROSS DEBT NET DEBT		Redeemed in 1973	5,541.36
Animal, Insect, & Rodent Control		School 1,893,556		Cancelled, Abated or Adjusted (1973)	
Other Welfare Services		Self-liquidating 56,250		Transfers to Foreclosed Property	
RECREATION and CONSERVATION		Other 56,250		Balance December 31, 1973	4,571.72
Beaches and Boardwalks	1,500.00	Total 1,949,806		PROPERTY ACQUIRED BY DEED OR FORECLOSURE	
Parks, Playgrounds, Shade Trees	500.00	ISSUED AND OUTSTANDING		Balance January 1, 1973	15,000.00
Land Reclamation & Conservation	1,200.00	School 1,893,556.43		Transfers From Taxes or Liens	
Other Recreational Services		Self-Liquidating		Sale for Cash (1973)	
EDUCATION (excluding schools)		Other		Cancelled, Abated or Adjusted (1973)	
Libraries	3,000.00	Total 1,893,556.43		Balance December 31, 1973	15,000.00
Other Educational Services		EQUALIZED VALUATION BASIS		CURRENT FINANCES DECEMBER 31, 1973	
STATUTORY EXPENDITURES		FOR NET DEBT COMPUTATION		ASSETS	
Pensions & F. I. C. A.	6,500.00	REAL PROPERTY VALUATIONS		Cash Dec. 31, 1973	528,700.93
Employee Fringe Benefits	5,000.00	Code Class # of Parcels % VAL'N ASSESSED VALUATION		Taxes Receivable	81,275.74
Other Statutory Expenditures		1 Vacant Land 984 7.62 2,604,200.00		Tax Title Liens	4,571.72
MUNICIPAL FUNCTIONS	266,900.00	2 Residential 1726 69.68 23,805,750.00		Foreclosed Property	15,000.00
CAPITAL IMPROVEMENTS	83,176.00	3 Farm 428 15.25 5,210,500.00		Emergencies & Other Deferred Charges	7,158.85
DEBT SERVICE		4a Commercial 73 5.69 1,944,900.00		State Aid Receivable	3,295.69
Principal Payments		4b Industrial 3 1.75 599,400.00		Other Receivables	9,775.69
Interest Payments	50.00	4c Apartments		Total	1,049,778.62
DEFERRED CHARGES	21,820.83	Total 3214		LIABILITIES, RESERVES, AND SURPLUS	
SCHOOL, COUNTY, SPECIAL DISTRICT TAXES	1,302,443.89	Land Area 43.31 Sq. Miles		Cash Liabilities	418,856.20
RESERVE FOR UNCOLLECTED TAXES	131,705.17	Net Valuation Taxable-Municipal		Reserves for Receivables	110,623.15
EMERGENCY EMPLOYMENT ACT OF 1971		Net Valuation Taxable-County		Surplus Dec. 31, 1973	520,299.27
EXPENDITURES TOTAL	1,722,924.89	State Equalized Valuation		Total	1,049,778.62
		State Equalization Ratio			

1918

Population 1970 **10,875**  
 Population 1973 **11,305**  
 S & P Rating **BBB**  
 Moody Rating **BAA-1**

General Tax Rate Per \$100. **5.75**  
 State Equalized Tax Rate **3.81**

## SPARTA TOWNSHIP — SUSSEX COUNTY

Form of Government:

Council-Manager Plan B (OMCL50)

Number of Members on Governing Body 5

PER CAPITA:

Gross Debt **515.11**  
 Net Debt **66.68**  
 Debt Service **10.55**  
 Total Tax Levy **541.35**  
 Municipal Expenditures **209.29**

PER CENT:

Gross Debt **4.09**  
 Net Debt **.53**  
 Tax Levy Collected **93.69**  
 Tax Levy Cancelled, Abated or Adjusted **.35**

EXPENDITURES		REVENUES-REALIZED		1973 PROPERTY TAX	
<b>GENERAL GOVERNMENT</b>				<b>STATE EQUALIZED TAX RATE</b> <b>2.34</b>	
Governing Body & Public Boards		1973 Property Taxes Collected	<b>5,737,898.92</b>	Local District School Taxes	<b>3,706,128.00</b>
Municipal Clerk		1973 Payments in Lieu of Taxes		Regional & Consolidated School Tax	
Financial Administration	<b>7,346.40</b>	Delinquent Tax & Lien Collections	<b>382,914.68</b>	School Taxes in Municipal Budget	
Assessment of Taxes	<b>77,397.00</b>	Business Personalty Replacement Taxes	<b>98,740.07</b>	County Taxes	<b>.77</b>
Collection of Taxes	<b>38,295.00</b>	Taxes from Public Utilities	<b>214,977.42</b>	County Library Taxes	
Planning, Housing & Development	<b>24,665.16</b>	Other Miscellaneous Tax Revenues		Local Municipal Purpose Taxes	<b>.67</b>
Human Resources	<b>600.00</b>	State Aid Revenues	<b>213,355.35</b>	Veteran & Senior Citizen Taxes	<b>.04</b>
Elections	<b>4,600.00</b>	Federal Aid Revenues		Total Taxes for Rate Computation	<b>3.82</b>
General Administration (other)	<b>153,934.45</b>	State and Local Fiscal Assistance Act Utilized	<b>160,816.00</b>	Special District Taxes	<b>6,000.00</b>
<b>JUDICIARY</b>		Sale of Acquired Property		Bank Stock Taxes	<b>5,946.42</b>
Municipal Courts	<b>10,822.00</b>	Other Miscellaneous Revenues	<b>131,400.09</b>	Added and Omitted Taxes	<b>119,834.15</b>
<b>PUBLIC SAFETY</b>		Other Revenues, Revenue Sharing Tax Effort	<b>121,711.44</b>	Total Taxes Levied - ABSTRACT	<b>6,119,928.07</b>
Fire Protection	<b>28,880.00</b>	Total	<b>7,061,813.97</b>	Total Taxes Billed	<b>5,737,898.92</b>
Police Protection	<b>350,982.00</b>	Prior Years Surplus Appropriated	<b>215,000.00</b>	1973 TAXES COLLECTED	
Civil Defense & Disaster Control	<b>1,830.00</b>	REVENUES TOTAL	<b>7,276,813.97</b>	1973 Taxes Cancelled, Abated or Adjusted	<b>21,493.22</b>
Environmental Inspection & Control	<b>18,896.00</b>	CAPITAL OUTLAY TOTAL	<b>25,350.00</b>	Transfer to Tax Title Liens or Foreclosed	<b>51,218.47</b>
Other Public Safety				Balance Outstanding Dec. 31, 1973	<b>313,981.01</b>
<b>PUBLIC WORKS</b>				<b>PRIOR YEARS TAXES OUTSTANDING</b>	
Streets and Drainage	<b>575,459.81</b>	Public Enterprises		Balance January 1, 1973	<b>350,530.66</b>
Sewers and Sewage Processing	<b>56,944.00</b>	Recreation—Culture		Collected in 1973	<b>334,576.50</b>
Garbage and Trash Disposal	<b>19,852.84</b>	Public Works		Cancelled, Abated or Adjusted 1973	<b>1,011.55</b>
Public Buildings and Grounds	<b>59,579.66</b>	Buildings and Grounds	<b>25,350.00</b>	Transfers to Tax Title Liens or Foreclosed	<b>6,473.79</b>
Other Public Works		Library and Education		Balance December 31, 1973	<b>8,068.82</b>
<b>HEALTH and WELFARE</b>		Conservation		<b>TAX TITLE LIENS OUTSTANDING</b>	
Health Services Except Environmental	<b>27,204.55</b>	All Other		Balance January 1, 1973	<b>150,650.48</b>
Welfare-Public Assistance	<b>1,650.00</b>			Transfers From Taxes	<b>58,494.70</b>
Hospitals, Clinics, First Aid	<b>3,750.00</b>			Redeemed in 1973	<b>47,938.18</b>
Animal, Insect, & Rodent Control	<b>1,376.00</b>			Cancelled, Abated or Adjusted (1973)	
Other Welfare Services				Transfers to Foreclosed Property	<b>953.42</b>
<b>RECREATION and CONSERVATION</b>				Balance December 31, 1973	<b>160,253.58</b>
Beaches and Boardwalks				<b>PROPERTY ACQUIRED BY DEED OR FORECLOSURE</b>	
Parks, Playgrounds, Shade Trees	<b>17,787.29</b>			Balance January 1, 1973	<b>17,096.58</b>
Land Reclamation & Conservation	<b>18,550.00</b>			Transfers From Taxes or Liens	<b>953.42</b>
Other Recreational Services	<b>31,931.85</b>			Sale for Cash (1973)	
<b>EDUCATION (excluding schools)</b>				Cancelled, Abated or Adjusted (1973)	
Libraries	<b>85,980.00</b>			Balance December 31, 1973	<b>18,050.00</b>
Other Educational Services				<b>CURRENT FINANCES DECEMBER 31, 1973</b>	
<b>STATUTORY EXPENDITURES</b>				<b>ASSETS</b>	
Pensions & F. I. C. A.	<b>81,575.00</b>			Cash Dec. 31, 1973	<b>547,114.58</b>
Employee Fringe Benefits	<b>25,431.99</b>			Taxes Receivable	<b>322,449.83</b>
Other Statutory Expenditures				Tax Title Liens	<b>160,253.58</b>
<b>MUNICIPAL FUNCTIONS</b>				Foreclosed Property	<b>18,050.00</b>
CAPITAL IMPROVEMENTS <b>*MEMO*</b>	<b>404,219.93</b>			Emergencies & Other Deferred Charges	<b>70,575.00</b>
<b>DEBT SERVICE</b>				State Aid Receivable	<b>93,382.59</b>
Principal Payments	<b>75,750.10</b>			Other Receivables	<b>310.15</b>
Interest Payments	<b>43,559.65</b>			Total	<b>1,211,735.73</b>
<b>DEFERRED CHARGES</b>	<b>36,519.56</b>			<b>LIABILITIES, RESERVES, AND SURPLUS</b>	
SCHOOL, COUNTY, SPECIAL DISTRICT TAXES	<b>4,930,176.14</b>			Cash Liabilities	<b>309,314.55</b>
RESERVE FOR UNCOLLECTED TAXES	<b>485,169.16</b>			Reserves for Receivables	<b>500,663.56</b>
EMERGENCY EMPLOYMENT ACT OF 1971				Surplus Dec. 31, 1973	<b>401,757.62</b>
<b>EXPENDITURES</b>				Total	<b>1,211,735.73</b>
TOTAL	<b>7,296,165.61</b>				

1224

Population 1970 7,935  
 Population 1973 8,340  
 S & P Rating /  
 Moody Rating BA

General Tax Rate Per \$100. 3.04  
 State Equalized Tax Rate 2.99

SPOTSWOOD BOROUGH — MIDDLESEX CO.  
 Form of Government:  
 Commission (1911)  
 Number of Members on Governing Body 3

PER CAPITA: 1,140.59  
 Gross Debt 614.95  
 Net Debt 7.84  
 Debt Service 271.84  
 Total Tax Levy 113.73  
 Municipal Expenditures

PER CENT: 14.43  
 Gross Debt 7.78  
 Net Debt 95.58  
 Tax Levy Collected  
 Tax Levy Cancelled, Abated or Adjusted .82

EXPENDITURES		REVENUES-REALIZED		1973 PROPERTY TAX	
GENERAL GOVERNMENT				STATE EQUALIZED TAX RATE 2.12	
Governing Body & Public Boards	14,650.00	1973 Property Taxes Collected	2,170,524.52	Local District School Taxes	1,621,256.72
Municipal Clerk	6,500.00	1973 Payments in Lieu of Taxes		Regional & Consolidated School Tax	
Financial Administration	10,210.00	Delinquent Tax & Lien Collections	50,189.60	School Taxes in Municipal Budget	
Assessment of Taxes	34,725.00	Business Personality Replacement Taxes	214,442.14	County Taxes	396,770.40
Collection of Taxes	5,320.00	Taxes from Public Utilities	96,249.82	County Library Taxes	
Planning, Housing & Development	200.00	Other Miscellaneous Tax Revenues	36,211.84	Local Municipal Purpose Taxes	223,981.54
Human Resources	1,800.00	State Aid Revenues		Veteran & Senior Citizen Taxes	43,580.00
Elections	72,186.25	Federal Aid Revenues		Total Taxes for Rate Computation	2,285,588.66
General Administration (other)		State and Local Fiscal Assistance Act Utilized	73,854.37	Special District Taxes	
JUDICIARY	10,500.00	Sale of Acquired Property	553,301.50	Bank Stock Taxes	2,681.46
Municipal Courts		Other Miscellaneous Revenues	138,238.73	Added and Omitted Taxes	22,425.12
PUBLIC SAFETY		Other Revenues, Revenue Sharing Tax Effort	21,657.58	Total Taxes Levied - ABSTRACT	2,267,115.24
Fire Protection	21,200.00	Total	3,354,670.10	Total Taxes Billed	2,271,009.76
Police Protection	260,000.00	Prior Years Surplus Appropriated	175,000.00	1973 TAXES COLLECTED	2,170,524.52
Civil Defense & Disaster Control	2,000.00	REVENUES TOTAL	3,529,670.10	1973 Taxes Cancelled, Abated or Adjusted	18,544.72
Environmental Inspection & Control	6,300.00	CAPITAL OUTLAY TOTAL	320,946.52	Transfer to Tax Title Liens or Foreclosed	14,143.33
Other Public Safety				Balance Outstanding Dec. 31, 1973	67,797.19
PUBLIC WORKS				PRIOR YEARS TAXES OUTSTANDING	
Streets and Drainage	114,470.00	Public Enterprises	24,774.57	Balance January 1, 1973	53,568.48
Sewers and Sewage Processing		Recreation—Culture		Collected in 1973	48,650.60
Garbage and Trash Disposal	53,000.00	Public Works	121,119.32	Cancelled, Abated or Adjusted 1973	
Public Buildings and Grounds	38,125.00	Buildings and Grounds	79,812.15	Transfers to Tax Title Liens or Foreclosed	4,917.88
Other Public Works		Library and Education	95,240.48	Balance December 31, 1973	
HEALTH and WELFARE		Conservation		TAX TITLE LIENS OUTSTANDING	
Health Services Except Environmental	7,450.00	All Other		Balance January 1, 1973	41,595.63
Welfare-Public Assistance	2,850.00	CAPITAL DEBT AUTHORIZED, DECEMBER 31, 1973		Transfers From Taxes	19,061.21
Hospitals, Clinics, First Aid		ISSUED AND UNISSUED		Redeemed in 1973	1,539.00
Animal, Insect, & Rodent Control		School	6,344,000	Cancelled, Abated or Adjusted (1973)	
Other Welfare Services		Self-liquidating	1,705,000	Transfers to Foreclosed Property	
RECREATION and CONSERVATION		Other	1,463,519	Balance December 31, 1973	59,117.84
Beaches and Boardwalks		Total	9,512,519	PROPERTY ACQUIRED BY DEED OR FORECLOSURE	
Parks, Playgrounds, Shade Trees		ISSUED AND OUTSTANDING		Balance January 1, 1973	6,200.00
Land Reclamation & Conservation		School	623,000.00	Transfers From Taxes or Liens	
Other Recreational Services	19,100.00	Self-Liquidating	1,678,000.00	Sale for Cash (1973)	
EDUCATION (excluding schools)		Other	1,232,000.00	Cancelled, Abated or Adjusted (1973)	
Libraries	41,000.00	Total	3,533,000.00	Balance December 31, 1973	6,200.00
Other Educational Services		EQUALIZED VALUATION BASIS		CURRENT FINANCES DECEMBER 31, 1973	
STATUTORY EXPENDITURES		FOR NET DEBT COMPUTATION	65,910,107.33	ASSETS	
Pensions & F. I. C. A.	41,980.14	REAL PROPERTY VALUATIONS		Cash Dec. 31, 1973	920,377.29
Employee Fringe Benefits		Code Class # of Parcels % VAL'N		Taxes Receivable	67,797.19
Other Statutory Expenditures		1 Vacant Land 685 3.83	2,843,460.00	Tax Title Liens	59,117.84
MUNICIPAL FUNCTIONS	763,266.39	2 Residential 1822 76.15	56,568,580.00	Foreclosed Property	6,200.00
CAPITAL IMPROVEMENTS	40,000.00	3 Farm 2 .02	11,500.00	Emergencies & Other Deferred Charges	37,584.00
DEBT SERVICE		4a Commercial 58 5.58	4,145,600.00	State Aid Receivable	55,537.34
Principal Payments	10,000.00	4b Industrial 5 9.73	7,224,700.00	Other Receivables	2,429.75
Interest Payments	55,376.00	4c Apartments 5 4.70	3,488,400.00	Total	1,149,043.41
DEFERRED CHARGES	27,556.86	Total	74,282,240.00	LIABILITIES, RESERVES, AND SURPLUS	
SCHOOL, COUNTY, SPECIAL DISTRICT TAXES	2,018,027.12	Land Area 2.15 Sq. Miles		Cash Liabilities	131,363.16
RESERVE FOR UNCOLLECTED TAXES	92,317.00	Net Valuation Taxable-Municipal	75,293,582.00	Reserves for Receivables	135,544.78
EMERGENCY EMPLOYMENT ACT OF 1971		Net Valuation Taxable-County	77,987,860.00	Surplus Dec. 31, 1973	882,135.47
EXPENDITURES	2,966,543.37	State Equalized Valuation	76,635,901.00	Total	1,149,043.41
		State Equalization Ratio	98.48		

1348

Population 1970 3,900  
 Population 1973 3,865  
 S & P Rating  
 Moody Rating A

General Tax Rate Per \$100. 2.34  
 State Equalized Tax Rate 2.07

SPRING LAKE BOROUGH — MONMOUTH CO.  
 Form of Government:  
 Borough Council  
 Number of Members on Governing Body 6

PER CAPITA:  
 Gross Debt 503.49  
 Net Debt 228.46  
 Debt Service 27.47  
 Total Tax Levy 495.59  
 Municipal Expenditures 330.74

PER CENT:  
 Gross Debt 2.23  
 Net Debt 1.01  
 Tax Levy Collected 95.06  
 Tax Levy Cancelled, Abated or Adjusted

EXPENDITURES		REVENUES-REALIZED		1973 PROPERTY TAX	
<b>GENERAL GOVERNMENT</b>				<b>STATE EQUALIZED TAX RATE</b>	
Governing Body & Public Boards		1973 Property Taxes Collected	1,820,817.18	Local District School Taxes .71	667,895.05
Municipal Clerk		1973 Payments in Lieu of Taxes		Regional & Consolidated School Tax	
Financial Administration	4,700.00	Delinquent Tax & Lien Collections	78,248.21	School Taxes in Municipal Budget	
Assessment of Taxes	5,684.00	Business Personalty Replacement Taxes	17,353.90	County Taxes .62	584,793.18
Collection of Taxes	16,370.00	Taxes from Public Utilities	92,636.23	County Library Taxes	
Planning, Housing & Development	7,725.00	Other Miscellaneous Tax Revenues		Local Municipal Purpose Taxes .70	654,878.84
Human Resources	200.00	State Aid Revenues	21,652.65	Veteran & Senior Citizen Taxes .03	25,530.00
Elections		Federal Aid Revenues		Total Taxes for Rate Computation 2.06	1,933,097.07
General Administration (other)	134,350.00	State and Local Fiscal Assistance Act Utilized	48,156.69	Special District Taxes	
<b>JUDICIARY</b>		Sale of Acquired Property	297,051.49	Bank Stock Taxes	6,621.16
Municipal Courts	9,425.00	Other Miscellaneous Revenues	15,180.14	Added and Omitted Taxes	1,258.20
<b>PUBLIC SAFETY</b>		Other Revenues, Revenue Sharing Tax Effort	2,391,096.49	Total Taxes Levied - ABSTRACT	1,915,446.43
Fire Protection	8,100.00	Total	2,391,096.49	Total Taxes Billed	1,915,446.43
Police Protection	194,300.00	Prior Years Surplus Appropriated	300,000.00	1973 TAXES COLLECTED	1,820,817.18
Civil Defense & Disaster Control	300.00	REVENUES TOTAL	2,691,096.49	1973 Taxes Cancelled, Abated or Adjusted	
Environmental Inspection & Control		CAPITAL OUTLAY TOTAL	37,491.97	Transfer to Tax Title Liens or Foreclosed	
Other Public Safety				Balance Outstanding Dec. 31, 1973	94,629.25
<b>PUBLIC WORKS</b>		Public Enterprises		<b>PRIOR YEARS TAXES OUTSTANDING</b>	
Streets and Drainage	134,000.00	Recreation—Culture		Balance January 1, 1973	79,228.32
Sewers and Sewage Processing	54,100.00	Public Works	37,491.97	Collected in 1973	77,069.11
Garbage and Trash Disposal	92,050.00	Buildings and Grounds		Cancelled, Abated or Adjusted 1973	
Public Buildings and Grounds	42,800.00	Library and Education		Transfers to Tax Title Liens or Foreclosed	
Other Public Works		Conservation		Balance December 31, 1973	2,159.21
<b>HEALTH and WELFARE</b>		All Other		<b>TAX TITLE LIENS OUTSTANDING</b>	
Health Services Except Environmental	4,470.00			Balance January 1, 1973	6,900.27
Welfare-Public Assistance	3,400.00			Transfers From Taxes	
Hospitals, Clinics, First Aid				Redeemed in 1973	1,179.10
Animal, Insect, & Rodent Control	100.00			Cancelled, Abated or Adjusted (1973)	
Other Welfare Services	1,000.00			Transfers to Foreclosed Property	
<b>RECREATION and CONSERVATION</b>				Balance December 31, 1973	5,721.17
Beaches and Boardwalks	128,800.00			<b>PROPERTY ACQUIRED BY DEED OR</b>	
Parks, Playgrounds, Shade Trees	44,500.00			<b>FORECLOSURE</b>	
Land Reclamation & Conservation				Balance January 1, 1973	10,300.00
Other Recreational Services	8,200.00			Transfers From Taxes or Liens	
<b>EDUCATION (excluding schools)</b>				Sale for Cash (1973)	
Libraries	24,884.00			Cancelled, Abated or Adjusted (1973)	
Other Educational Services				Balance December 31, 1973	10,300.00
<b>STATUTORY EXPENDITURES</b>				<b>CURRENT FINANCES DECEMBER 31, 1973</b>	
Pensions & F. I. C. A.	74,500.00			<b>ASSETS</b>	
Employee Fringe Benefits	20,000.00			Cash Dec. 31, 1973	1,040,559.59
Other Statutory Expenditures				Taxes Receivable	96,788.46
<b>MUNICIPAL FUNCTIONS TOTAL</b>	1,013,958.00			Tax Title Liens	5,721.17
<b>CAPITAL IMPROVEMENTS *MEMO*</b>	106,456.69			Foreclosed Property	10,300.00
<b>DEBT SERVICE</b>				Emergencies & Other Deferred Charges	40,080.50
Principal Payments	70,000.00			State Aid Receivable	15,526.50
Interest Payments	36,179.75			Other Receivables	
				Total	1,208,976.22
<b>DEFERRED CHARGES</b>	23,000.00			<b>LIABILITIES, RESERVES, AND SURPLUS</b>	
<b>SCHOOL, COUNTY, SPECIAL DISTRICT TAXES</b>	1,252,688.23			Cash Liabilities	692,777.48
<b>RESERVE FOR UNCOLLECTED TAXES</b>	135,176.25			Reserves for Receivables	112,809.63
<b>EMERGENCY EMPLOYMENT ACT OF 1971</b>				Surplus Dec. 31, 1973	403,389.11
<b>EXPENDITURES TOTAL</b>	2,531,002.23			Total	1,208,976.22

1349

Population 1970 4,605  
 Population 1973 4,735  
 S & P Rating  
 Moody Rating BAA

General Tax Rate Per \$100. 4.93  
 State Equalized Tax Rate 3.25

# SPRING LAKE HEIGHTS — MONMOUTH CO.

Form of Government:

Borough Council

Number of Members on Governing Body 6

PER CAPITA:  
 Gross Debt 482.21  
 Net Debt 108.71  
 Debt Service 4.32  
 Total Tax Levy 330.39  
 Municipal Expenditures 143.89

PER CENT:  
 Gross Debt 5.40  
 Net Debt 1.22  
 Tax Levy Collected 95.78  
 Tax Levy Cancelled, Abated or Adjusted .05

EXPENDITURES		REVENUES-REALIZED		1973 PROPERTY TAX	
<b>GENERAL GOVERNMENT</b>				<b>STATE EQUALIZED TAX RATE</b> 2.10	
Governing Body & Public Boards		1973 Property Taxes Collected	1,508,738.39	Local District School Taxes	988,754.00
Municipal Clerk		1973 Payments in Lieu of Taxes		Regional & Consolidated School Tax	
Financial Administration	5,800.00	Delinquent Tax & Lien Collections	70,075.06	School Taxes in Municipal Budget	
Assessment of Taxes	23,180.00	Business Personalty Replacement Taxes	14,083.70	County Taxes	292,329.18
Collection of Taxes	7,175.00	Taxes from Public Utilities	78,502.47	County Library Taxes	11,286.62
Planning, Housing & Development	7,370.00	Other Miscellaneous Tax Revenues		Local Municipal Purpose Taxes	212,312.87
Human Resources		State Aid Revenues	22,323.05	Veteran & Senior Citizen Taxes	26,830.00
Elections	1,500.00	Federal Aid Revenues		Total Taxes for Rate Computation	1,531,512.67
General Administration (other)	62,510.00	State and Local Fiscal Assistance Act Utilized	61,913.00	Special District Taxes	
<b>JUDICIARY</b>		Sale of Acquired Property	13,300.00	Bank Stock Taxes	3,051.40
Municipal Courts	6,850.00	Other Miscellaneous Revenues	67,038.39	Added and Omitted Taxes	56,661.78
<b>PUBLIC SAFETY</b>		Other Revenues, Revenue Sharing Tax Effort	34,469.26	Total Taxes Levied - ABSTRACT	1,564,395.85
Fire Protection	21,000.00	Total	1,870,443.32	Total Taxes Billed	1,575,195.85
Police Protection	171,809.00	Prior Years Surplus Appropriated	143,939.66	1973 TAXES COLLECTED	1,508,738.39
Civil Defense & Disaster Control		REVENUES TOTAL	2,014,382.98	1973 Taxes Cancelled, Abated or Adjusted	774.01
Environmental Inspection & Control	8,330.00	CAPITAL OUTLAY TOTAL	83,487.62	Transfer to Tax Title Liens or Foreclosed	2,560.51
Other Public Safety		Public Enterprises	57,149.61	Balance Outstanding Dec. 31, 1973	63,122.94
<b>PUBLIC WORKS</b>		Recreation—Culture	26,163.01	<b>PRIOR YEARS TAXES OUTSTANDING</b>	
Streets and Drainage	97,304.00	Public Works	175.00	Balance January 1, 1973	70,515.18
Sewers and Sewage Processing		Buildings and Grounds		Collected in 1973	68,978.45
Garbage and Trash Disposal	70,500.00	Library and Education		Cancelled, Abated or Adjusted 1973	294.17
Public Buildings and Grounds	26,200.00	Conservation		Transfers to Tax Title Liens or Foreclosed	1,099.72
Other Public Works		All Other		Balance December 31, 1973	142.84
<b>HEALTH and WELFARE</b>		CAPITAL DEBT AUTHORIZED, DECEMBER 31, 1973		<b>TAX TITLE LIENS OUTSTANDING</b>	
Health Services Except Environmental	4,100.00	ISSUED AND UNISSUED		Balance January 1, 1973	10,562.20
Welfare-Public Assistance	1,665.00	School	757,000	Transfers From Taxes	3,812.74
Hospitals, Clinics, First Aid		Self-liquidating	1,011,525	Redeemed in 1973	1,096.61
Animal, Insect, & Rodent Control		Other	514,746	Cancelled, Abated or Adjusted (1973)	
Other Welfare Services		Total	2,283,271	Transfers to Foreclosed Property	
<b>RECREATION and CONSERVATION</b>		ISSUED AND OUTSTANDING		Balance December 31, 1973	13,278.33
Beaches and Boardwalks		School	757,000.00	<b>PROPERTY ACQUIRED BY DEED OR FORECLOSURE</b>	
Parks, Playgrounds, Shade Trees	8,650.00	Self-Liquidating	868,000.00	Balance January 1, 1973	27,505.00
Land Reclamation & Conservation		Other	236,400.00	Transfers From Taxes or Liens	
Other Recreational Services		Total	1,861,400.00	Sale for Cash (1973)	13,300.00
<b>EDUCATION (excluding schools)</b>		EQUALIZED VALUATION BASIS		Cancelled, Abated or Adjusted (1973)	
Libraries		FOR NET DEBT COMPUTATION	42,257,437.33	Balance December 31, 1973	14,205.00
Other Educational Services		REAL PROPERTY VALUATIONS		<b>CURRENT FINANCES DECEMBER 31, 1973</b>	
<b>STATUTORY EXPENDITURES</b>		Code Class # of Parcels % VAL'N		ASSETS	
Pensions & F. I. C. A.	30,300.00	1 Vacant Land 98 1.16	358,203.00	Cash Dec. 31, 1973	243,692.95
Employee Fringe Benefits	11,970.00	2 Residential 1260 62.01	19,108,740.00	Taxes Receivable	63,265.78
Other Statutory Expenditures		3 Farm		Tax Title Liens	13,278.33
<b>MUNICIPAL FUNCTIONS</b>	566,213.00	4a Commercial 102 14.29	4,404,370.00	Foreclosed Property	14,205.00
<b>CAPITAL IMPROVEMENTS</b>	20,000.00	4b Industrial 2 .15	47,175.00	Emergencies & Other Deferred Charges	36,475.00
<b>DEBT SERVICE</b>		4c Apartments 13 22.38	6,897,450.00	State Aid Receivable	12,619.78
Principal Payments	10,000.00	Total	30,615,938.00	Other Receivables	9,435.96
Interest Payments	10,437.76	Land Area 1.30 Sq. Miles		Total	392,972.80
<b>DEFERRED CHARGES</b>	22,139.66	Net Valuation Taxable-Municipal	31,117,393.00	<b>LIABILITIES, RESERVES, AND SURPLUS</b>	
<b>SCHOOL, COUNTY, SPECIAL DISTRICT TAXES</b>	1,292,369.80	Net Valuation Taxable-County	44,724,810.00	Cash Liabilities	68,868.61
<b>RESERVE FOR UNCOLLECTED TAXES</b>	72,516.13	State Equalized Valuation	46,951,281.00	Reserves for Receivables	100,185.07
<b>EMERGENCY EMPLOYMENT ACT OF 1971</b>		State Equalization Ratio	66.06	Surplus Dec. 31, 1973	223,919.12
<b>EXPENDITURES TOTAL</b>	1,973,676.35			Total	392,972.80

0334

Population 1970 2,260  
 Population 1973 3,275  
 S & P Rating  
 Moody Rating

General Tax Rate Per \$100. 3.67  
 State Equalized Tax Rate 2.58

## SPRINGFIELD TOWNSHIP — BURLINGTON CO.

Form of Government:

Township Committee

Number of Members on Governing Body 3

PER CAPITA:

Gross Debt 168.89  
 Net Debt  
 Debt Service .31  
 Total Tax Levy 233.31  
 Municipal Expenditures 106.98

PER CENT:

Gross Debt 2.11  
 Net Debt  
 Tax Levy Collected 91.53  
 Tax Levy Cancelled, Abated or Adjusted .04

EXPENDITURES		REVENUES-REALIZED		1973 PROPERTY TAX	
<b>GENERAL GOVERNMENT</b>				STATE EQUALIZED TAX RATE 1.52	
Governing Body & Public Boards		1973 Property Taxes Collected	699,378.71	Local District School Taxes	304,447.25
Municipal Clerk	4,535.00	1973 Payments in Lieu of Taxes		Regional & Consolidated School Tax	204,956.90
Financial Administration	2,500.00	Delinquent Tax & Lien Collections	113,933.13	School Taxes in Municipal Budget	
Assessment of Taxes	3,800.00	Business Personalty Replacement Taxes	26,464.82	County Taxes	186,107.11
Collection of Taxes	7,700.00	Taxes from Public Utilities	71,618.70	County Library Taxes	6,975.55
Planning, Housing & Development		Other Miscellaneous Tax Revenues		Local Municipal Purpose Taxes	56,692.77
Human Resources		State Aid Revenues	20,805.46	Veteran & Senior Citizen Taxes	11,680.00
Elections		Federal Aid Revenues		Total Taxes for Rate Computation	770,859.58
General Administration (other)	30,900.00	State and Local Fiscal Assistance Act Utilized	27,163.50	Special District Taxes	
<b>JUDICIARY</b>		Sale of Acquired Property		Bank Stock Taxes	85.73
Municipal Courts	15,600.00	Other Miscellaneous Revenues	53,336.98	Added and Omitted Taxes	4,816.77
<b>PUBLIC SAFETY</b>		Other Revenues, Revenue Sharing Tax Effort	15,765.61	Total Taxes Levied - ABSTRACT	764,082.08
Fire Protection	18,000.00	Total	1,028,466.91	Total Taxes Billed	764,082.08
Police Protection	24,000.00	Prior Years Surplus Appropriated	118,850.00	1973 TAXES COLLECTED	699,378.71
Civil Defense & Disaster Control	1,850.00	REVENUES TOTAL	1,147,316.91	1973 Taxes Cancelled, Abated or Adjusted	292.12
Environmental Inspection & Control	950.00			Transfer to Tax Title Liens or Foreclosed	
Other Public Safety		CAPITAL OUTLAY TOTAL	4,316.11	Balance Outstanding Dec. 31, 1973	64,411.25
<b>PUBLIC WORKS</b>				<b>PRIOR YEARS TAXES OUTSTANDING</b>	
Streets and Drainage	78,530.00	Public Enterprises		Balance January 1, 1973	128,469.65
Sewers and Sewage Processing		Recreation—Culture		Collected in 1973	113,933.13
Garbage and Trash Disposal	35,750.00	Public Works		Cancelled, Abated or Adjusted 1973	
Public Buildings and Grounds	4,500.00	Buildings and Grounds	4,316.11	Transfers to Tax Title Liens or Foreclosed	
Other Public Works		Library and Education		Balance December 31, 1973	14,536.52
<b>HEALTH and WELFARE</b>		Conservation		<b>TAX TITLE LIENS OUTSTANDING</b>	
Health Services Except Environmental	800.00	All Other		Balance January 1, 1973	11,428.13
Welfare-Public Assistance	1,950.00			Transfers From Taxes	
Hospitals, Clinics, First Aid		CAPITAL DEBT AUTHORIZED, DECEMBER 31, 1973		Redeemed in 1973	
Animal, Insect, & Rodent Control		ISSUED AND UNISSUED GROSS DEBT NET DEBT		Cancelled, Abated or Adjusted (1973)	
Other Welfare Services		School 553,100		Transfers to Foreclosed Property	
<b>RECREATION and CONSERVATION</b>		Self-liquidating		Balance December 31, 1973	11,428.13
Beaches and Boardwalks		Other		<b>PROPERTY ACQUIRED BY DEED OR</b>	
Parks, Playgrounds, Shade Trees	3,000.00	Total 553,100		FORECLOSURE	
Land Reclamation & Conservation		ISSUED AND OUTSTANDING		Balance January 1, 1973	3,450.00
Other Recreational Services	250.00	School	431,165.11	Transfers From Taxes or Liens	
<b>EDUCATION (excluding schools)</b>		Self-Liquidating		Sale for Cash (1973)	
Libraries		Other		Cancelled, Abated or Adjusted (1973)	
Other Educational Services		Total	431,165.11	Balance December 31, 1973	3,450.00
<b>STATUTORY EXPENDITURES</b>		EQUALIZED VALUATION BASIS		<b>CURRENT FINANCES DECEMBER 31, 1973</b>	
Pensions & F. I. C. A.	2,900.00	FOR NET DEBT COMPUTATION	26,196,975.33	ASSETS	
Employee Fringe Benefits		REAL PROPERTY VALUATIONS		Cash Dec. 31, 1973	465,100.02
Other Statutory Expenditures		Code Class # of Parcels % VAL'N ASSESSED VALUATION		Taxes Receivable	78,947.77
<b>MUNICIPAL FUNCTIONS TOTAL</b>	237,515.00	1 Vacant Land 159 5.01 1,012,275.00		Tax Title Liens	11,428.13
<b>CAPITAL IMPROVEMENTS * MEMO *</b>	45,163.50	2 Residential 482 44.84 9,066,125.00		Foreclosed Property	3,450.00
<b>DEBT SERVICE</b>		3 Farm 396 38.20 7,722,050.00		Emergencies & Other Deferred Charges	5,655.68
Principal Payments	1,000.00	4a Commercial 53 11.96 2,417,150.00		State Aid Receivable	18,000.00
Interest Payments		4b Industrial		Other Receivables	6,495.03
<b>DEFERRED CHARGES</b>	10,804.71	4c Apartments		Total	589,076.63
<b>SCHOOL, COUNTY, SPECIAL DISTRICT TAXES</b>	702,486.81	Total 1090 20,217,600.00		<b>LIABILITIES, RESERVES, AND SURPLUS</b>	
<b>RESERVE FOR UNCOLLECTED TAXES</b>	101,049.79	Land Area 29.34 Sq. Miles		Cash Liabilities	288,592.51
<b>EMERGENCY EMPLOYMENT ACT OF 1971</b>		Net Valuation Taxable-Municipal	21,016,266.00	Reserves for Receivables	100,320.93
<b>EXPENDITURES TOTAL</b>	1,052,856.31	Net Valuation Taxable-County	28,929,458.00	Surplus Dec. 31, 1973	200,163.19
		State Equalized Valuation	29,553,608.00	Total	589,076.63
		State Equalization Ratio	70.31		

2017

Population 1970 15,745  
 Population 1973 15,590  
 S & P Rating /  
 Moody Rating A

General Tax Rate Per \$100. 4.69  
 State Equalized Tax Rate 2.87

## SPRINGFIELD TOWNSHIP — UNION COUNTY

Form of Government:

Township Council

Number of Members on Governing Body 5

PER CAPITA: 403.60 PER CENT: 2.66  
 Gross Debt 140.39 Gross Debt .92  
 Net Debt 10.10 Net Debt 98.26  
 Debt Service 484.65 Tax Levy Collected  
 Total Tax Levy 194.94 Tax Levy Cancelled, Abated  
 Municipal Expenditures or Adjusted .03

EXPENDITURES		REVENUES-REALIZED		1973 PROPERTY TAX	
GENERAL GOVERNMENT				STATE EQUALIZED TAX RATE — 1.31	
Governing Body & Public Boards		1973 Property Taxes Collected	7,432,174.09	Local District School Taxes	2,666,402.70
Municipal Clerk		1973 Payments in Lieu of Taxes	8,914.86	Regional & Consolidated School Tax	2,004,792.46
Financial Administration	28,627.00	Delinquent Tax & Lien Collections	122,716.55	School Taxes in Municipal Budget	
Assessment of Taxes	27,496.00	Business Personality Replacement Taxes	337,897.16	County Taxes	1,190,176.72
Collection of Taxes	20,635.00	Taxes from Public Utilities	354,853.77	County Library Taxes	
Planning, Housing & Development	17,350.00	Other Miscellaneous Tax Revenues		Local Municipal Purpose Taxes	1,660,891.36
Human Resources	2,000.00	State Aid Revenues	64,193.77	Veteran & Senior Citizen Taxes	94,620.00
Elections		Federal Aid Revenues		Total Taxes for Rate Computation	7,616,883.24
General Administration (other)	150,540.00	State and Local Fiscal Assistance Act Utilized	196,525.00	Special District Taxes	
JUDICIARY		Sale of Acquired Property		Bank Stock Taxes	8,205.41
Municipal Courts	26,900.00	Other Miscellaneous Revenues	195,580.71	Added and Omitted Taxes	25,241.41
PUBLIC SAFETY		Other Revenues, Revenue Sharing Tax Effort	62,263.82	Total Taxes Levied - ABSTRACT	7,555,710.06
Fire Protection	334,862.00	Total	8,775,119.73	Total Taxes Billed	7,563,987.11
Police Protection	587,626.00	Prior Years Surplus Appropriated	475,000.00	1973 TAXES COLLECTED	7,432,174.09
Civil Defense & Disaster Control	7,975.00	REVENUES TOTAL	9,250,119.73	1973 Taxes Cancelled, Abated or Adjusted	2,249.36
Environmental Inspection & Control	12,850.00	CAPITAL OUTLAY TOTAL	436,371.18	Transfer to Tax Title Liens or Foreclosed	243.88
Other Public Safety				Balance Outstanding Dec. 31, 1973	129,319.78
PUBLIC WORKS				PRIOR YEARS TAXES OUTSTANDING	
Streets and Drainage	221,363.00	Public Enterprises	7,415.57	Balance January 1, 1973	126,425.16
Sewers and Sewage Processing	134,765.00	Recreation—Culture	1,506.83	Collected in 1973	119,349.98
Garbage and Trash Disposal	243,355.00	Public Works	406,100.20	Cancelled, Abated or Adjusted 1973	5,836.55
Public Buildings and Grounds	114,850.00	Buildings and Grounds	19,749.91	Transfers to Tax Title Liens or Foreclosed	
Other Public Works	73,210.00	Library and Education	1,598.67	Balance December 31, 1973	1,238.63
HEALTH and WELFARE		Conservation		TAX TITLE LIENS OUTSTANDING	
Health Services Except Environmental	40,821.00	All Other		Balance January 1, 1973	4,291.03
Welfare-Public Assistance	3,675.00	CAPITAL DEBT AUTHORIZED, DECEMBER 31, 1973		Transfers From Taxes	243.88
Hospitals, Clinics, First Aid	5,000.00	ISSUED AND UNISSUED		Redeemed in 1973	3,366.57
Animal, Insect, & Rodent Control	5,500.00	School	3,779,394	Cancelled, Abated or Adjusted (1973)	
Other Welfare Services		Self-liquidating	338,800	Transfers to Foreclosed Property	
RECREATION and CONSERVATION		Other	2,173,942	Balance December 31, 1973	1,168.34
Beaches and Boardwalks		Total	6,292,136	PROPERTY ACQUIRED BY DEED OR FORECLOSURE	
Parks, Playgrounds, Shade Trees	74,534.00	ISSUED AND OUTSTANDING		Balance January 1, 1973	12,540.00
Land Reclamation & Conservation	35,000.00	School	3,779,394.20	Transfers From Taxes or Liens	
Other Recreational Services	2,000.00	Self-liquidating	315,000.00	Sale for Cash (1973)	
EDUCATION (excluding schools)		Other	1,469,000.00	Cancelled, Abated or Adjusted (1973)	
Libraries	216,000.00	Total	5,563,394.20	Balance December 31, 1973	12,540.00
Other Educational Services		EQUALIZED VALUATION BASIS		CURRENT FINANCES DECEMBER 31, 1973	
STATUTORY EXPENDITURES		FOR NET DEBT COMPUTATION	236,887,431.33	ASSETS	
Pensions & F. I. C. A.	159,850.00	REAL PROPERTY VALUATIONS		Cash Dec. 31, 1973	3,040,659.13
Employee Fringe Benefits	50,200.00	Code Class # of Parcels % VAL'N	ASSESSED VALUATION	Taxes Receivable	130,558.41
Other Statutory Expenditures		1 Vacant Land 130 1.16	1,867,400.00	Tax Title Liens	1,168.34
MUNICIPAL FUNCTIONS	2,596,984.00	2 Residential 3763 56.71	91,342,400.00	Foreclosed Property	12,540.00
CAPITAL IMPROVEMENTS	189,384.00	3 Farm 21 .16	258,700.00	Emergencies & Other Deferred Charges	83,000.00
DEBT SERVICE		4a Commercial 221 22.59	36,390,400.00	State Aid Receivable	9,278.32
Principal Payments	95,000.00	4b Industrial 68 10.15	16,352,000.00	Other Receivables	3,469.32
Interest Payments	62,465.00	4c Apartments 20 9.22	14,851,000.00	Total	3,280,673.52
DEFERRED CHARGES	17,669.31	Total 4223	161,061,900.00	LIABILITIES, RESERVES, AND SURPLUS	
SCHOOL, COUNTY, SPECIAL DISTRICT TAXES	5,861,371.88	Land Area 5.20 Sq. Miles		Cash Liabilities	2,451,032.33
RESERVE FOR UNCOLLECTED TAXES	267,036.29	Net Valuation Taxable-Municipal	162,535,175.00	Reserves for Receivables	147,736.07
EMERGENCY EMPLOYMENT ACT OF 1971		Net Valuation Taxable-County	243,444,012.00	Surplus Dec. 31, 1973	681,905.12
EXPENDITURES TOTAL	8,900,526.48	State Equalized Valuation	264,174,896.00	Total	3,280,673.52
		State Equalization Ratio	61.31		

1530

Population 1970 3,693  
 Population 1973 4,330  
 S & P Rating  
 Moody Rating

General Tax Rate Per \$100. 2.31  
 State Equalized Tax Rate 1.96

## STAFFORD TOWNSHIP — OCEAN COUNTY

Form of Government:

Township Committee

Number of Members on Governing Body 3

PER CAPITA:

Gross Debt 651.36  
 Net Debt 46.88  
 Debt Service 8.01  
 Total Tax Levy 501.97  
 Municipal Expenditures 341.44

PER CENT:

Gross Debt 3.42  
 Net Debt .25  
 Tax Levy Collected 92.48  
 Tax Levy Cancelled, Abated or Adjusted .24

EXPENDITURES		REVENUES-REALIZED		1973 PROPERTY TAX	
<b>GENERAL GOVERNMENT</b>				<b>STATE EQUALIZED TAX RATE</b>	
Governing Body & Public Boards		1973 Property Taxes Collected	2,018,288.91	Local District School Taxes .55	603,573.00
Municipal Clerk		1973 Payments in Lieu of Taxes		Regional & Consolidated School Tax .40	438,357.07
Financial Administration	8,900.00	Delinquent Tax & Lien Collections	130,544.92	School Taxes in Municipal Budget	
Assessment of Taxes	32,850.00	Business Personality Replacement Taxes	20,918.41	County Taxes .39	432,176.23
Collection of Taxes	37,000.00	Taxes from Public Utilities	534,239.55	County Library Taxes .02	19,917.13
Planning, Housing & Development	23,800.00	Other Miscellaneous Tax Revenues		Local Municipal Purpose Taxes .56	611,303.54
Human Resources	1,000.00	State Aid Revenues	14,843.07	Veteran & Senior Citizen Taxes .04	43,390.00
Elections		Federal Aid Revenues	16,949.56	Total Taxes for Rate Computation 1.96	2,148,716.97
General Administration (other)	167,476.50	State and Local Fiscal Assistance Act Utilized	120,412.50	Special District Taxes	
<b>JUDICIARY</b>		Sale of Acquired Property		Bank Stock Taxes	2,196.46
Municipal Courts	16,150.00	Other Miscellaneous Revenues	125,947.67	Added and Omitted Taxes	66,321.26
<b>PUBLIC SAFETY</b>		Other Revenues, Revenue Sharing Tax Effort	108,142.24	Total Taxes Levied - ABSTRACT	2,173,544.69
Fire Protection	27,700.00	Total	3,889,456.83	Total Taxes Billed	2,182,428.35
Police Protection	229,700.00	Prior Years Surplus Appropriated	208,000.00	1973 TAXES COLLECTED	2,018,288.91
Civil Defense & Disaster Control	2,000.00	REVENUES TOTAL	3,297,456.83	1973 Taxes Cancelled, Abated or Adjusted	5,151.11
Environmental Inspection & Control	4,600.00			Transfer to Tax Title Liens or Foreclosed	7,766.18
Other Public Safety				Balance Outstanding Dec. 31, 1973	151,222.15
<b>PUBLIC WORKS</b>		<b>CAPITAL OUTLAY</b>	<b>TOTAL</b>	<b>PRIOR YEARS TAXES OUTSTANDING</b>	
Streets and Drainage	186,212.50	Public Enterprises		Balance January 1, 1973	136,616.46
Sewers and Sewage Processing		Recreation—Culture		Collected in 1973	130,281.93
Garbage and Trash Disposal	162,800.00	Public Works		Cancelled, Abated or Adjusted 1973	262.57
Public Buildings and Grounds	16,607.12	Buildings and Grounds		Transfers to Tax Title Liens or Foreclosed	4,061.67
Other Public Works		Library and Education		Balance December 31, 1973	2,010.29
<b>HEALTH and WELFARE</b>		Conservation		<b>TAX TITLE LIENS OUTSTANDING</b>	
Health Services Except Environmental	21,750.00	All Other		Balance January 1, 1973	14,811.06
Welfare-Public Assistance	9,500.00			Transfers From Taxes	12,488.82
Hospitals, Clinics, First Aid	10,000.00	<b>CAPITAL DEBT AUTHORIZED, DECEMBER 31, 1973</b>		Redeemed in 1973	262.99
Animal, Insect, & Rodent Control	30,950.00	ISSUED AND UNISSUED	GROSS DEBT	Cancelled, Abated or Adjusted (1973)	
Other Welfare Services		School	2,617,372	Transfers to Foreclosed Property	
<b>RECREATION and CONSERVATION</b>		Self-liquidating		Balance December 31, 1973	27,036.89
Beaches and Boardwalks		Other	203,000	<b>PROPERTY ACQUIRED BY DEED OR FORECLOSURE</b>	
Parks, Playgrounds, Shade Trees	21,500.00	Total	2,820,372	Balance January 1, 1973	9,355.00
Land Reclamation & Conservation				Transfers From Taxes or Liens	
Other Recreational Services	2,250.00	<b>ISSUED AND OUTSTANDING</b>		Sale for Cash (1973)	
<b>EDUCATION (excluding schools)</b>		School	895,372.87	Cancelled, Abated or Adjusted (1973)	
Libraries		Self-liquidating		Balance December 31, 1973	9,355.00
Other Educational Services	3,500.00	Other	174,000.00	<b>CURRENT FINANCES DECEMBER 31, 1973</b>	
<b>STATUTORY EXPENDITURES</b>		Total	1,069,372.87	<b>ASSETS</b>	
Pensions & F. I. C. A.	52,700.00	<b>EQUALIZED VALUATION BASIS</b>		Cash Dec. 31, 1973	1,222,997.49
Employee Fringe Benefits	25,000.00	FOR NET DEBT COMPUTATION	82,378,881.00	Taxes Receivable	153,232.44
Other Statutory Expenditures		<b>REAL PROPERTY VALUATIONS</b>		Tax Title Liens	27,036.89
<b>MUNICIPAL FUNCTIONS</b>		Code Class # of Parcels % VAL'N	ASSESSED VALUATION	Foreclosed Property	9,355.00
CAPITAL IMPROVEMENTS	1,093,946.12	1 Vacant Land 5357 26.21	22,802,710.00	Emergencies & Other Deferred Charges	119,296.12
DEBT SERVICE	68,057.12	2 Residential 3545 64.64	56,240,800.00	State Aid Receivable	37,157.33
Principal Payments	25,000.00	3 Farm 13 .18	162,400.00	Other Receivables	35,374.81
Interest Payments	9,700.00	4a Commercial 135 8.97	7,805,150.00	Total	1,604,450.08
<b>DEFERRED CHARGES</b>		4b Industrial		<b>LIABILITIES, RESERVES, AND SURPLUS</b>	
SCHOOL, COUNTY, SPECIAL DISTRICT TAXES	77,300.00	4c Apartments		Cash Liabilities	485,075.10
RESERVE FOR UNCOLLECTED TAXES	1,494,023.43	Total 9050	87,011,060.00	Reserves for Receivables	224,599.14
EMERGENCY EMPLOYMENT ACT OF 1971	256,500.00	Land Area 47.05 Sq. Miles		Surplus Dec. 31, 1973	894,375.84
<b>EXPENDITURES TOTAL</b>	2,972,469.55	Net Valuation Taxable-Municipal	93,323,452.00	Total	1,604,450.08
		Net Valuation Taxable-County	89,000,545.00		
		State Equalized Valuation	108,558,056.00		
		State Equalization Ratio	85.10		

1919

Population 1970 3,050  
 Population 1973 3,285  
 S & P Rating  
 Moody Rating

General Tax Rate Per \$100. 4.75  
 State Equalized Tax Rate 4.25

## STANHOPE BOROUGH — SUSSEX COUNTY

Form of Government:

Borough Council

Number of Members on Governing Body 6

PER CAPITA: 767.27 PER CENT: 11.64  
 Gross Debt 15.10 Gross Debt .23  
 Net Debt 1.43 Net Debt 92.91  
 Debt Service 323.46 Tax Levy Collected  
 Total Tax Levy 113.27 Tax Levy Cancelled, Abated or Adjusted .49  
 Municipal Expenditures

EXPENDITURES		REVENUES-REALIZED		1973 PROPERTY TAX	
GENERAL GOVERNMENT		1973 Property Taxes, Collected		STATE EQUALIZED TAX RATE 4.25	
Governing Body & Public Boards		1973 Payments in Lieu of Taxes	987,675.09	Local District School Taxes	2.48 615,354.18
Municipal Clerk		Delinquent Tax & Lien Collections	65,724.87	Regional & Consolidated School Tax	.48 118,382.44
Financial Administration	5,900.00	Business Personalty Replacement Taxes	33,677.54	School Taxes in Municipal Budget	
Assessment of Taxes	3,400.00	Taxes from Public Utilities	25,210.04	County Taxes	.76 187,307.46
Collection of Taxes	8,000.00	Other Miscellaneous Tax Revenues	11,999.40	County Library Taxes	.03 7,338.26
Planning, Housing & Development	4,900.00	State Aid Revenues	35,000.00	Local Municipal Purpose Taxes	.44 110,239.16
Human Resources		Federal Aid Revenues	32,416.32	Veteran & Senior Citizen Taxes	.06 14,460.00
Elections		Sale of Acquired Property	21,517.20	Total Taxes for Rate Computation	4.25 1,053,081.50
General Administration (other)	51,694.00	Other Miscellaneous Revenues	1,213,220.46	Special District Taxes	
JUDICIARY		Other Revenues, Revenue Sharing Tax Effort	103,000.00	Bank Stock Taxes	1,204.66
Municipal Courts	4,400.00	Prior Years Surplus Appropriated	7,427.76	Added and Omitted Taxes	22,746.41
PUBLIC SAFETY		REVENUES TOTAL	1,316,220.46	Total Taxes Levied - ABSTRACT	1,062,572.57
Fire Protection	12,800.00	CAPITAL OUTLAY TOTAL	7,427.76	Total Taxes Billed	1,063,023.06
Police Protection	75,180.04	Public Enterprises	7,377.76	1973 TAXES COLLECTED	987,675.09
Civil Defense & Disaster Control	1,530.00	Recreation—Culture		1973 Taxes Cancelled, Abated or Adjusted	5,198.37
Environmental Inspection & Control	3,100.00	Public Works		Transfer to Tax Title Liens or Foreclosed	12,663.97
Other Public Safety		Buildings and Grounds	50.00	Balance Outstanding Dec. 31, 1973	57,485.63
PUBLIC WORKS		Library and Education		PRIOR YEARS TAXES OUTSTANDING	
Streets and Drainage	32,048.89	Conservation		Balance January 1, 1973	72,609.02
Sewers and Sewage Processing		All Other		Collected in 1973	62,026.28
Garbage and Trash Disposal	23,019.56	CAPITAL DEBT AUTHORIZED, DECEMBER 31, 1973		Cancelled, Abated or Adjusted 1973	
Public Buildings and Grounds	6,100.00	ISSUED AND UNISSUED		Transfers to Tax Title Liens or Foreclosed	3,639.90
Other Public Works		School	1,466,367	Balance December 31, 1973	6,942.84
HEALTH and WELFARE		Self-liquidating	1,004,500	TAX TITLE LIENS OUTSTANDING	
Health Services Except Environmental	3,101.00	Other	49,600	Balance January 1, 1973	36,528.18
Welfare-Public Assistance	3,300.00	Total	2,520,467	Transfers From Taxes	16,790.92
Hospitals, Clinics, First Aid		ISSUED AND OUTSTANDING		Redeemed in 1973	3,698.59
Animal, Insect, & Rodent Control		School	359,000.00	Cancelled, Abated or Adjusted (1973)	23.05
Other Welfare Services		Self-Liquidating	882,000.09	Transfers to Foreclosed Property	
RECREATION and CONSERVATION		Other	40,600.00	Balance December 31, 1973	45,597.46
Beaches and Boardwalks		Total	1,281,600.09	PROPERTY ACQUIRED BY DEED OR FORECLOSURE	
Parks, Playgrounds, Shade Trees		EQUALIZED VALUATION BASIS		Balance January 1, 1973	1,405.00
Land Reclamation & Conservation		FOR NET DEBT COMPUTATION	21,649,499.33	Transfers From Taxes or Liens	
Other Recreational Services	5,400.00	REAL PROPERTY VALUATIONS		Sale for Cash (1973)	
EDUCATION (excluding schools)		Code Class # of Parcels % VAL'N		Cancelled, Abated or Adjusted (1973)	
Libraries	1,800.00	1 Vacant Land 414 10.11	2,220,600.00	Balance December 31, 1973	1,405.00
Other Educational Services		2 Residential 735 76.25	16,741,450.00	CURRENT FINANCES DECEMBER 31, 1973	
STATUTORY EXPENDITURES		3 Farm		ASSETS	
Pensions & F. I. C. A.	10,865.82	4a Commercial 45 9.36	2,055,950.00	Cash Dec. 31, 1973	237,494.76
Employee Fringe Benefits	3,100.00	4b Industrial 4 3.98	873,900.00	Taxes Receivable	64,451.52
Other Statutory Expenditures		4c Apartments 2 .30	65,000.00	Tax Title Liens	49,597.46
MUNICIPAL FUNCTIONS TOTAL	259,339.71	Total 1200	21,956,900.00	Foreclosed Property	1,405.00
CAPITAL IMPROVEMENTS *MEMO*	41,000.00	Land Area 1.70 Sq. Miles		Emergencies & Other Deferred Charges	17,326.89
DEBT SERVICE		Net Valuation Taxable-Municipal	22,188,420.00	State Aid Receivable	35,371.00
Principal Payments	3,000.00	Net Valuation Taxable-County	22,952,338.00	Other Receivables	15,115.23
Interest Payments	1,700.00	State Equalized Valuation	24,761,628.00	Total	420,761.86
DEFERRED CHARGES	7,348.80	State Equalization Ratio	89.51	LIABILITIES, RESERVES, AND SURPLUS	
SCHOOL, COUNTY, SPECIAL DISTRICT TAXES	928,332.34			Cash Liabilities	141,398.47
RESERVE FOR UNCOLLECTED TAXES	100,714.42			Reserves for Receivables	130,569.21
EMERGENCY EMPLOYMENT ACT OF 1971				Surplus Dec. 31, 1973	148,794.18
EXPENDITURES TOTAL	1,300,485.27			Total	420,761.86

1920

Population 1970 2,165  
 Population 1973 2,340  
 S & P Rating  
 Moody Rating

General Tax Rate Per \$100. 6.05  
 State Equalized Tax Rate 2.71

## STILLWATER TOWNSHIP — SUSSEX COUNTY

Form of Government:

Township Committee

Number of Members on Governing Body 5

PER CAPITA:

Gross Debt 117.52  
 Debt Service 2.99  
 Total Tax Levy 496.76  
 Municipal Expenditures 155.24

PER CENT:

Gross Debt .73  
 Net Debt .02  
 Tax Levy Collected 91.66  
 Tax Levy Cancelled, Abated or Adjusted

EXPENDITURES		REVENUES-REALIZED		1973 PROPERTY TAX	
<b>GENERAL GOVERNMENT</b>				<b>STATE EQUALIZED TAX RATE</b>	
Governing Body & Public Boards		1973 Property Taxes Collected	1,065,423.92	Local District School Taxes 1.47	632,760.00
Municipal Clerk		1973 Payments in Lieu of Taxes		Regional & Consolidated School Tax .13	56,529.47
Financial Administration	4,733.38	Delinquent Tax & Lien Collections	89,333.96	School Taxes in Municipal Budget	
Assessment of Taxes	5,796.61	Business Personalty Replacement Taxes	11,854.39	County Taxes .72	312,850.91
Collection of Taxes	7,463.06	Taxes from Public Utilities	52,381.36	County Library Taxes .03	12,248.53
Planning, Housing & Development	8,410.50	Other Miscellaneous Tax Revenues		Local Municipal Purpose Taxes .32	137,042.61
Human Resources		State Aid Revenues	22,457.44	Veteran & Senior Citizen Taxes .05	21,410.00
Elections		Federal Aid Revenues		Total Taxes for Rate Computation 2.72	1,172,841.52
General Administration (other)	27,516.84	State and Local Fiscal Assistance Act Utilized	32,331.00	Special District Taxes	
<b>JUDICIARY</b>		Sale of Acquired Property		Bank Stock Taxes	499.98
Municipal Courts	9,552.60	Other Miscellaneous Revenues	21,308.11	Added and Omitted Taxes	10,489.83
<b>PUBLIC SAFETY</b>		Other Revenues, Revenue Sharing Tax Effort	25,261.37	Total Taxes Levied - ABSTRACT	1,162,421.33
Fire Protection	15,000.00	Total	1,320,351.55	Total Taxes Billed	1,162,421.33
Police Protection	7,737.67	Prior Years Surplus Appropriated	50,000.00	1973 TAXES COLLECTED	1,065,423.92
Civil Defense & Disaster Control	200.00	REVENUES TOTAL	1,370,351.55	1973 Taxes Cancelled, Abated or Adjusted	
Environmental Inspection & Control	3,530.86	CAPITAL OUTLAY TOTAL	50,178.82	Transfer to Tax Title Liens or Foreclosed	
Other Public Safety		Public Enterprises		Balance Outstanding Dec. 31, 1973	96,997.41
<b>PUBLIC WORKS</b>		Recreation—Culture		<b>PRIOR YEARS TAXES OUTSTANDING</b>	
Streets and Drainage	114,182.99	Public Works	50,178.82	Balance January 1, 1973	113,818.87
Sewers and Sewage Processing		Buildings and Grounds		Collected in 1973	86,859.13
Garbage and Trash Disposal	14,458.21	Library and Education		Cancelled, Abated or Adjusted 1973	
Public Buildings and Grounds	6,850.00	Conservation		Transfers to Tax Title Liens or Foreclosed	
Other Public Works		All Other		Balance December 31, 1973	26,959.74
<b>HEALTH and WELFARE</b>		CAPITAL DEBT AUTHORIZED, DECEMBER 31, 1973		<b>TAX TITLE LIENS OUTSTANDING</b>	
Health Services Except Environmental	5,087.49	ISSUED AND UNISSUED		Balance January 1, 1973	19,388.29
Welfare-Public Assistance	712.21	School	104,000	Transfers From Taxes	
Hospitals, Clinics, First Aid	1,500.00	Self-liquidating		Redeemed in 1973	2,474.83
Animal, Insect, & Rodent Control	4,520.65	Other	171,000	Cancelled, Abated or Adjusted (1973)	
Other Welfare Services		Total	275,000	Transfers to Foreclosed Property	
<b>RECREATION and CONSERVATION</b>		ISSUED AND OUTSTANDING		Balance December 31, 1973	16,913.46
Beaches and Boardwalks		School	104,000.00	<b>PROPERTY ACQUIRED BY DEED OR</b>	
Parks, Playgrounds, Shade Trees		Self-Liquidating		<b>FORECLOSURE</b>	
Land Reclamation & Conservation	182.00	Other		Balance January 1, 1973	
Other Recreational Services		Total	104,000.00	Transfers From Taxes or Liens	
<b>EDUCATION (excluding schools)</b>		EQUALIZED VALUATION BASIS		Sale for Cash (1973)	
Libraries		FOR NET DEBT COMPUTATION	37,436,544.33	Cancelled, Abated or Adjusted (1973)	
Other Educational Services		REAL PROPERTY VALUATIONS		Balance December 31, 1973	
<b>STATUTORY EXPENDITURES</b>		Code Class # of Parcels % VAL'N	ASSESSED VALUATION	<b>CURRENT FINANCES DECEMBER 31, 1973</b>	
Pensions & F. I. C. A.	6,200.00	1 Vacant Land 1795 11.68	2,249,375.00	<b>ASSETS</b>	
Employee Fringe Benefits		2 Residential 1347 77.72	14,965,525.00	Cash Dec. 31, 1973	241,520.26
Other Statutory Expenditures		3 Farm 137 7.16	1,378,220.00	Taxes Receivable	123,957.15
<b>MUNICIPAL FUNCTIONS</b>		4a Commercial 35 3.44	663,350.00	Tax Title Liens	16,913.46
CAPITAL IMPROVEMENTS	86,200.00	4b Industrial		Foreclosed Property	
<b>DEBT SERVICE</b>		4c Apartments		Emergencies & Other Deferred Charges	12,200.00
Principal Payments		Total 3314	19,256,470.00	State Aid Receivable	12,552.19
Interest Payments		Land Area 27.35 Sq. Miles		Other Receivables	500.75
<b>DEFERRED CHARGES</b>		Net Valuation Taxable-Municipal	19,386,278.00	Total	407,643.81
SCHOOL, COUNTY, SPECIAL DISTRICT TAXES	1,014,388.91	Net Valuation Taxable-County	38,116,309.00	<b>LIABILITIES, RESERVES, AND SURPLUS</b>	
RESERVE FOR UNCOLLECTED TAXES	116,100.00	State Equalized Valuation	43,007,719.00	Cash Liabilities	58,737.43
EMERGENCY EMPLOYMENT ACT OF 1971		State Equalization Ratio	44.91	Reserves for Receivables	141,371.36
<b>EXPENDITURES</b>				Surplus Dec. 31, 1973	207,535.02
TOTAL	1,377,657.31			Total	407,643.81

1023

Population 1970 620  
Population 1973 620  
S & P Rating  
Moody Rating

General Tax Rate Per \$100. 2.17  
State Equalized Tax Rate 2.37

STOCKTON BOROUGH — HUNTERDON COUNTY  
Form of Government:  
Borough Council  
Number of Members on Governing Body 6

PER CAPITA: 95.38  
Gross Debt  
Net Debt  
Debt Service .04  
Total Tax Levy 223.61  
Municipal Expenditures 77.89  
PER CENT: 1.15  
Gross Debt  
Net Debt  
Tax Levy Collected 88.72  
Tax Levy Cancelled, Abated or Adjusted

EXPENDITURES		REVENUES-REALIZED		1973 PROPERTY TAX	
<b>GENERAL GOVERNMENT</b>				<b>STATE EQUALIZED TAX RATE</b>	
Governing Body & Public Boards		1973 Property Taxes Collected	127,209.69	Local District School Taxes .62	36,971.00
Municipal Clerk		1973 Payments in Lieu of Taxes		Regional & Consolidated School Tax 1.22	73,016.09
Financial Administration	1,270.00	Delinquent Tax & Lien Collections	8,864.97	School Taxes in Municipal Budget	
Assessment of Taxes	950.00	Business Personalty Replacement Taxes	4,232.01	County Taxes .40	23,848.79
Collection of Taxes	1,250.00	Taxes from Public Utilities	14,642.82	County Library Taxes .02	1,223.26
Planning, Housing & Development	2,000.00	Other Miscellaneous Tax Revenues		Local Municipal Purpose Taxes .03	1,718.47
Human Resources		State Aid Revenues	2,776.45	Veteran & Senior Citizen Taxes .08	4,750.00
Elections	480.00	Federal Aid Revenues	2,302.00	Total Taxes for Rate Computation 2.37	141,527.61
General Administration (other)	3,570.00	State and Local Fiscal Assistance Act Utilized	3,000.00	Special District Taxes	
<b>JUDICIARY</b>		Sale of Acquired Property		Bank Stock Taxes	519.86
Municipal Courts	750.00	Other Miscellaneous Revenues	1,743.78	Added and Omitted Taxes	1,343.60
<b>PUBLIC SAFETY</b>		Other Revenues, Revenue Sharing Tax Effort	2,307.83	Total Taxes Levied - ABSTRACT	138,641.07
Fire Protection	3,055.00	Total	167,079.55	Total Taxes Billed	143,391.07
Police Protection	1,063.00	Prior Years Surplus Appropriated	8,000.00	1973 TAXES COLLECTED	127,209.69
Civil Defense & Disaster Control	100.00	REVENUES TOTAL	175,079.55	1973 Taxes Cancelled, Abated or Adjusted	
Environmental Inspection & Control				Transfer to Tax Title Liens or Foreclosed	
Other Public Safety		<b>CAPITAL OUTLAY</b>	<b>TOTAL</b>	Balance Outstanding Dec. 31, 1973	16,181.38
<b>PUBLIC WORKS</b>		Public Enterprises		<b>PRIOR YEARS TAXES OUTSTANDING</b>	
Streets and Drainage	4,160.00	Recreation—Culture		Balance January 1, 1973	15,881.45
Sewers and Sewage Processing		Public Works		Collected in 1973	8,864.97
Garbage and Trash Disposal	6,400.00	Buildings and Grounds		Cancelled, Abated or Adjusted 1973	
Public Buildings and Grounds	1,160.00	Library and Education		Transfers to Tax Title Liens or Foreclosed	
Other Public Works		Conservation		Balance December 31, 1973	7,016.48
<b>HEALTH and WELFARE</b>		All Other		<b>TAX TITLE LIENS OUTSTANDING</b>	
Health Services Except Environmental	580.00	<b>CAPITAL DEBT AUTHORIZED, DECEMBER 31, 1973</b>		Balance January 1, 1973	
Welfare-Public Assistance	80.00	ISSUED AND UNISSUED		Transfers From Taxes	
Hospitals, Clinics, First Aid		School	34,135	Redeemed in 1973	
Animal, Insect, & Rodent Control	230.00	Self-liquidating	25,000	Cancelled, Abated or Adjusted (1973)	
Other Welfare Services		Other		Transfers to Foreclosed Property	
<b>RECREATION and CONSERVATION</b>		Total	59,135	Balance December 31, 1973	
Beaches and Boardwalks		<b>ISSUED AND OUTSTANDING</b>		<b>PROPERTY ACQUIRED BY DEED OR FORECLOSURE</b>	
Parks, Playgrounds, Shade Trees	100.00	School	34,135.24	Balance January 1, 1973	
Land Reclamation & Conservation	2,561.00	Self-Liquidating		Transfers From Taxes or Liens	
Other Recreational Services	550.00	Other		Sale for Cash (1973)	
<b>EDUCATION (excluding schools)</b>		Total	34,135.24	Cancelled, Abated or Adjusted (1973)	
Libraries		<b>EQUALIZED VALUATION BASIS</b>		Balance December 31, 1973	
Other Educational Services		<b>FOR NET DEBT COMPUTATION</b>	5,147,027.00	<b>CURRENT FINANCES DECEMBER 31, 1973</b>	
<b>STATUTORY EXPENDITURES</b>		<b>REAL PROPERTY VALUATIONS</b>		<b>ASSETS</b>	
Pensions & F. I. C. A.	357.00	Code Class # of Parcels % VAL'N		Cash Dec. 31, 1973	48,951.73
Employee Fringe Benefits		1 Vacant Land 24 1.51		Taxes Receivable	23,197.86
Other Statutory Expenditures		2 Residential 180 78.69		Tax Title Liens	
<b>MUNICIPAL FUNCTIONS</b>		3 Farm 5 3.17		Foreclosed Property	
<b>CAPITAL IMPROVEMENTS</b>		4a Commercial 20 15.96		Emergencies & Other Deferred Charges	17,365.37
<b>DEBT SERVICE</b>		4b Industrial 1 .68		State Aid Receivable	19,413.00
Principal Payments		4c Apartments		Other Receivables	757.81
Interest Payments	25.00	Total 230	6,424,600.00	Total	109,685.77
<b>DEFERRED CHARGES</b>		Land Area .55 Sq. Miles		<b>LIABILITIES, RESERVES, AND SURPLUS</b>	
SCHOOL, COUNTY, SPECIAL DISTRICT TAXES	3,793.00	Net Valuation Taxable-Municipal	6,547,849.00	Cash Liabilities	46,392.16
RESERVE FOR UNCOLLECTED TAXES	135,059.14	Net Valuation Taxable-County	5,187,012.00	Reserves for Receivables	23,955.67
EMERGENCY EMPLOYMENT ACT OF 1971	13,810.78	State Equalized Valuation	5,991,367.00	Surplus Dec. 31, 1973	39,337.94
<b>EXPENDITURES</b>		State Equalization Ratio	109.51	Total	109,685.77
<b>TOTAL</b>	183,353.92				

0510

Population 1970 1,115  
 Population 1973 1,290  
 S & P Rating  
 Moody Rating

General Tax Rate Per \$100. 1.35  
 State Equalized Tax Rate 1.07

STONE HARBOR BOROUGH — CAPE MAY CO.  
 Form of Government:  
 Borough Council  
 Number of Members on Governing Body 6

PER CAPITA: 849.84  
 Gross Debt 822.71  
 Net Debt 26.93  
 Debt Service 896.98  
 Total Tax Levy 1,135.11  
 Municipal Expenditures

PER CENT: 1.19  
 Gross Debt 1.15  
 Net Debt 98.75  
 Tax Levy Collected  
 Tax Levy Cancelled, Abated or Adjusted .14

EXPENDITURES		REVENUES-REALIZED		1973 PROPERTY TAX	
GENERAL GOVERNMENT				STATE EQUALIZED TAX RATE — 1.07	
Governing Body & Public Boards		1973 Property Taxes Collected		Local District School Taxes	205,856.80
Municipal Clerk		1,143,240.17		Regional & Consolidated School Tax	
Financial Administration	5,200.00	1973 Payments in Lieu of Taxes		School Taxes in Municipal Budget	
Assessment of Taxes	6,800.00	Delinquent Tax & Lien Collections		County Taxes	468,815.53
Collection of Taxes	14,774.00	Business Personalty Replacement Taxes		County Library Taxes	23,265.74
Planning, Housing & Development	2,685.00	Taxes from Public Utilities		Local Municipal Purpose Taxes	443,925.60
Human Resources		Other Miscellaneous Tax Revenues		Veteran & Senior Citizen Taxes	11,750.00
Elections	60.00	State Aid Revenues		Total Taxes for Rate Computation	1,153,613.67
General Administration (other)	136,871.25	Federal Aid Revenues		Special District Taxes	
JUDICIARY		State and Local Fiscal Assistance Act Utilized		Bank Stock Taxes	2,472.00
Municipal Courts	7,900.00	Sale of Acquired Property		Added and Omitted Taxes	12,765.15
PUBLIC SAFETY		Other Miscellaneous Revenues		Total Taxes Levied - ABSTRACT	1,157,100.82
Fire Protection	19,546.75	Other Revenues, Revenue Sharing Tax Effort		Total Taxes Billed	1,157,735.97
Police Protection	204,901.01	Total		1973 TAXES COLLECTED	1,143,240.17
Civil Defense & Disaster Control	433.00	Prior Years Surplus Appropriated		1973 Taxes Cancelled, Abated or Adjusted	1,613.00
Environmental Inspection & Control	4,000.00	REVENUES TOTAL		Transfer to Tax Title Liens or Foreclosed	
Other Public Safety		CAPITAL OUTLAY TOTAL		Balance Outstanding Dec. 31, 1973	12,882.80
PUBLIC WORKS				PRIOR YEARS TAXES OUTSTANDING	
Streets and Drainage	132,040.91	Public Enterprises		Balance January 1, 1973	15,798.33
Sewers and Sewage Processing	45,000.00	Recreation—Culture		Collected in 1973	15,798.31
Garbage and Trash Disposal	63,100.00	Public Works		Cancelled, Abated or Adjusted 1973	
Public Buildings and Grounds	150,711.27	Buildings and Grounds		Transfers to Tax Title Liens or Foreclosed	
Other Public Works		Library and Education		Balance December 31, 1973	.02
HEALTH and WELFARE		Conservation		TAX TITLE LIENS OUTSTANDING	
Health Services Except Environmental	4,650.00	All Other		Balance January 1, 1973	
Welfare-Public Assistance		CAPITAL DEBT AUTHORIZED, DECEMBER 31, 1973		Transfers From Taxes	
Hospitals, Clinics, First Aid		ISSUED AND UNISSUED GROSS DEBT NET DEBT		Redeemed in 1973	
Animal, Insect, & Rodent Control	1,700.00	School 35,000		Cancelled, Abated or Adjusted (1973)	
Other Welfare Services		Self-liquidating		Transfers to Foreclosed Property	
RECREATION and CONSERVATION		Other 1,061,298		Balance December 31, 1973	
Beaches and Boardwalks	127,900.00	Total 1,096,298		PROPERTY ACQUIRED BY DEED OR	
Parks, Playgrounds, Shade Trees	36,800.00	ISSUED AND OUTSTANDING		FORECLOSURE	
Land Reclamation & Conservation		School 35,000.00		Balance January 1, 1973	121,521.00
Other Recreational Services	29,500.00	Self-Liquidating		Transfers From Taxes or Liens	
EDUCATION (excluding schools)		Other 783,000.00		Sale for Cash (1973)	
Libraries		Total 818,000.00		Cancelled, Abated or Adjusted (1973)	
Other Educational Services		EQUALIZED VALUATION BASIS		Balance December 31, 1973	121,521.00
STATUTORY EXPENDITURES		FOR NET DEBT COMPUTATION		CURRENT FINANCES DECEMBER 31, 1973	
Pensions & F. I. C. A.	45,325.21	REAL PROPERTY VALUATIONS		ASSETS	
Employee Fringe Benefits	20,000.00	Code Class # of Parcels % VAL'N		Cash Dec. 31, 1973	636,801.19
Other Statutory Expenditures		ASSESSED VALUATION		Taxes Receivable	12,882.82
MUNICIPAL FUNCTIONS TOTAL	1,059,898.40	1 Vacant Land 189 3.84		Tax Title Liens	
CAPITAL IMPROVEMENTS *MEMO*	171,487.28	2 Residential 2314 84.81		Foreclosed Property	121,521.00
DEBT SERVICE		3 Farm		Emergencies & Other Deferred Charges	12,500.00
Principal Payments	30,000.00	4a Commercial 109 11.35		State Aid Receivable	22,157.80
Interest Payments	4,736.00	4b Industrial		Other Receivables	80,078.22
DEFERRED CHARGES	315,336.70	4c Apartments		Total	885,941.03
SCHOOL, COUNTY, SPECIAL DISTRICT TAXES	697,538.07	Total 2312		LIABILITIES, RESERVES, AND SURPLUS	
RESERVE FOR UNCOLLECTED TAXES	54,319.88	Land Area 1.24 Sq. Miles		Cash Liabilities	228,118.44
EMERGENCY EMPLOYMENT ACT OF 1971		Net Valuation Taxable-Municipal		Reserves for Receivables	146,482.04
EXPENDITURES TOTAL	2,162,229.05	Net Valuation Taxable-County		Surplus Dec. 31, 1973	511,340.55
		State Equalized Valuation		Total	885,941.03
		State Equalization Ratio			

0612

Population 1970 1,050  
 Population 1973 1,110  
 S & P Rating  
 Moody Rating

General Tax Rate Per \$100 2.97  
 State Equalized Tax Rate 3.36

## STOW CREEK TOWNSHIP — CUMBERLAND CO.

Form of Government:

Township Committee

Number of Members on Government Body 3

PER CAPITA: 18.02 PER CENT: .31  
 Gross Debt  
 Net Debt  
 Debt Service  
 Total Tax Levy 230.90  
 Municipal Expenditures 88.24  
 Gross Debt  
 Net Debt  
 Tax Levy Collected 91.10  
 Tax Levy Cancelled, Abated or Adjusted .81

EXPENDITURES		REVENUES-REALIZED		1973 PROPERTY TAX	
<b>GENERAL GOVERNMENT</b>				<b>STATE EQUALIZED TAX RATE 2.32</b>	
Governing Body & Public Boards		1973 Property Taxes Collected	235,022.73	Local District School Taxes	178,091.00
Municipal Clerk		1973 Payments in Lieu of Taxes		Regional & Consolidated School Tax	
Financial Administration	2,700.00	Delinquent Tax & Lien Collections	18,095.77	School Taxes in Municipal Budget	
Assessment of Taxes	2,900.00	Business Personalty Replacement Taxes	10,762.00	County Taxes	73,914.86
Collection of Taxes	2,450.00	Taxes from Public Utilities	25,514.86	County Library Taxes	
Planning, Housing & Development	1,000.00	Other Miscellaneous Tax Revenues		Local Municipal Purpose Taxes	
Human Resources		State Aid Revenues	11,708.05	Veteran & Senior Citizen Taxes	5,500.00
Elections		Federal Aid Revenues		Total Taxes for Rate Computation	257,505.86
General Administration (other)	9,900.00	State and Local Fiscal Assistance Act Utilized		Special District Taxes	
<b>JUDICIARY</b>		Sale of Acquired Property	18,893.25	Bank Stock Taxes	
Municipal Courts	1,700.00	Other Miscellaneous Revenues		Added and Omitted Taxes	4,294.62
<b>PUBLIC SAFETY</b>		Other Revenues, Revenue Sharing Tax Effort		Total Taxes Levied - ABSTRACT	256,300.48
Fire Protection	3,000.00	Total	319,996.66	Total Taxes Billed	257,976.79
Police Protection	600.00	Prior Years Surplus Appropriated	43,000.00	1973 TAXES COLLECTED	235,022.73
Civil Defense & Disaster Control	250.00	REVENUES TOTAL	362,996.66	1973 Taxes Cancelled, Abated or Adjusted	2,082.90
Environmental Inspection & Control				Transfer to Tax Title Liens or Foreclosed	
Other Public Safety				Balance Outstanding Dec. 31, 1973	20,871.16
<b>PUBLIC WORKS</b>		<b>CAPITAL OUTLAY TOTAL</b>		<b>PRIOR YEARS TAXES OUTSTANDING</b>	
Streets and Drainage	13,675.00	Public Enterprises		Balance January 1, 1973	18,176.59
Sewers and Sewage Processing		Recreation—Culture		Collected in 1973	18,095.77
Garbage and Trash Disposal	5,200.00	Public Works		Cancelled, Abated or Adjusted 1973	50.00
Public Buildings and Grounds	1,250.00	Buildings and Grounds		Transfers to Tax Title Liens or Foreclosed	
Other Public Works		Library and Education		Balance December 31, 1973	30.82
<b>HEALTH and WELFARE</b>		Conservation		<b>TAX TITLE LIENS OUTSTANDING</b>	
Health Services Except Environmental	1,100.00	All Other		Balance January 1, 1973	
Welfare-Public Assistance	500.00			Transfers From Taxes	
Hospitals, Clinics, First Aid	200.00			Redeemed in 1973	
Animal, Insect, & Rodent Control				Cancelled, Abated or Adjusted (1973)	
Other Welfare Services				Transfers to Foreclosed Property	
<b>RECREATION and CONSERVATION</b>				Balance December 31, 1973	
Beaches and Boardwalks				<b>PROPERTY ACQUIRED BY DEED OR FORECLOSURE</b>	
Parks, Playgrounds, Shade Trees				Balance January 1, 1973	
Land Reclamation & Conservation				Transfers From Taxes or Liens	
Other Recreational Services				Sale for Cash (1973)	
<b>EDUCATION (excluding schools)</b>				Cancelled, Abated or Adjusted (1973)	
Libraries				Balance December 31, 1973	
Other Educational Services				<b>CURRENT FINANCES DECEMBER 31, 1973</b>	
<b>STATUTORY EXPENDITURES</b>				<b>ASSETS</b>	
Pensions & F. I. C. A.	300.00			Cash Dec. 31, 1973	251,450.35
Employee Fringe Benefits				Taxes Receivable	20,901.98
Other Statutory Expenditures				Tax Title Liens	
<b>MUNICIPAL FUNCTIONS</b>				Foreclosed Property	
<b>CAPITAL IMPROVEMENTS</b>				Emergencies & Other Deferred Charges	5,616.10
<b>DEBT SERVICE</b>				State Aid Receivable	9,489.59
Principal Payments				Other Receivables	6.80
Interest Payments				Total	287,464.82
<b>DEFERRED CHARGES</b>				<b>LIABILITIES, RESERVES, AND SURPLUS</b>	
SCHOOL, COUNTY, SPECIAL DISTRICT TAXES	2,720.00			Cash Liabilities	50,443.04
RESERVE FOR UNCOLLECTED TAXES	252,005.86			Reserves for Receivables	20,908.78
EMERGENCY EMPLOYMENT ACT OF 1971	45,000.00			Surplus Dec. 31, 1973	216,113.00
<b>EXPENDITURES TOTAL</b>	349,950.86			Total	287,464.82

0432

Population 1970 9,840  
 Population 1973 10,145  
 S & P Rating  
 Moody Rating

General Tax Rate Per \$100. 5.60  
 State Equalized Tax Rate 3.19

STRATFORD BOROUGH — CAMDEN COUNTY  
 Form of Government:  
 Borough Council  
 Number of Members on Governing Body 6

PER CAPITA:  
 Gross Debt 116.31  
 Net Debt 15.02  
 Debt Service .25  
 Total Tax Levy 229.07  
 Municipal Expenditures 62.11

PER CENT:  
 Gross Debt 1.84  
 Net Debt .24  
 Tax Levy Collected 99.02  
 Tax Levy Cancelled, Abated or Adjusted .55

EXPENDITURES		REVENUES-REALIZED		1973 PROPERTY TAX	
GENERAL GOVERNMENT				STATE EQUALIZED TAX RATE 1.11	
Governing Body & Public Boards		1973 Property Taxes Collected	2,298,837.59	Local District School Taxes	814,968.50
Municipal Clerk		1973 Payments in Lieu of Taxes	1,091.16	Regional & Consolidated School Tax	630,757.58
Financial Administration	8,000.13	Delinquent Tax & Lien Collections	31,298.98	School Taxes in Municipal Budget	
Assessment of Taxes	4,606.00	Business Personalty Replacement Taxes	33,074.45	County Taxes	662,683.16
Collection of Taxes	8,524.14	Taxes from Public Utilities	151,331.22	County Library Taxes	
Planning, Housing & Development	3,765.00	Other Miscellaneous Tax Revenues		Local Municipal Purpose Taxes	197,382.08
Human Resources		State Aid Revenues	37,751.94	Veteran & Senior Citizen Taxes	51,670.00
Elections	2,323.18	Federal Aid Revenues	35,274.75	Total Taxes for Rate Computation	2,357,461.32
General Administration (other)	62,255.54	State and Local Fiscal Assistance Act Utilized	52,895.50	Special District Taxes	
JUDICIARY		Sale of Acquired Property		Bank Stock Taxes	1,417.92
Municipal Courts	16,195.57	Other Miscellaneous Revenues	31,570.84	Added and Omitted Taxes	16,695.86
PUBLIC SAFETY		Other Revenues, Revenue Sharing Tax Effort	26,404.75	Total Taxes Levied - ABSTRACT	2,323,905.10
Fire Protection	22,846.24	Total	2,699,531.18	Total Taxes Billed	2,321,642.02
Police Protection	177,084.22	Prior Years Surplus Appropriated	140,000.00	1973 TAXES COLLECTED	2,298,837.59
Civil Defense & Disaster Control	107.43	REVENUES TOTAL	2,839,531.18	1973 Taxes Cancelled, Abated or Adjusted	12,718.10
Environmental Inspection & Control	3,350.00	CAPITAL OUTLAY TOTAL	108,104.10	Transfer to Tax Title Liens or Foreclosed	
Other Public Safety				Balance Outstanding Dec. 31, 1973	10,086.33
PUBLIC WORKS				PRIOR YEARS TAXES OUTSTANDING	
Streets and Drainage	82,555.46	Public Enterprises		Balance January 1, 1973	23,944.85
Sewers and Sewage Processing		Recreation—Culture		Collected in 1973	23,197.13
Garbage and Trash Disposal	46,400.00	Public Works		Cancelled, Abated or Adjusted 1973	
Public Buildings and Grounds	17,790.00	Buildings and Grounds	108,104.10	Transfers to Tax Title Liens or Foreclosed	
Other Public Works		Library and Education		Balance December 31, 1973	747.72
HEALTH and WELFARE		Conservation		TAX TITLE LIENS OUTSTANDING	
Health Services Except Environmental	1,354.97	All Other		Balance January 1, 1973	9,505.70
Welfare—Public Assistance	1,590.00			Transfers From Taxes	
Hospitals, Clinics, First Aid				Redeemed in 1973	8,101.85
Animal, Insect, & Rodent Control				Cancelled, Abated or Adjusted (1973)	
Other Welfare Services				Transfers to Foreclosed Property	
RECREATION and CONSERVATION				Balance December 31, 1973	1,403.85
Beaches and Boardwalks				PROPERTY ACQUIRED BY DEED OR	
Parks, Playgrounds, Shade Trees	20,213.00			FORECLOSURE	
Land Reclamation & Conservation	3,670.00			Balance January 1, 1973	12,988.00
Other Recreational Services	2,700.00			Transfers From Taxes or Liens	
EDUCATION (excluding schools)				Sale for Cash (1973)	
Libraries	14,026.90			Cancelled, Abated or Adjusted (1973)	
Other Educational Services				Balance December 31, 1973	12,988.00
STATUTORY EXPENDITURES				CURRENT FINANCES DECEMBER 31, 1973	
Pensions & F. I. C. A.	26,370.52			ASSETS	
Employee Fringe Benefits	9,656.60			Cash Dec. 31, 1973	270,340.43
Other Statutory Expenditures				Taxes Receivable	10,834.87
MUNICIPAL FUNCTIONS				Tax Title Liens	1,403.85
CAPITAL IMPROVEMENTS	535,384.90			Foreclosed Property	12,988.00
DEBT SERVICE	49,158.52			Emergencies & Other Deferred Charges	3,400.00
Principal Payments				State Aid Receivable	5,000.00
Interest Payments	2,550.00			Other Receivables	22,854.34
DEFERRED CHARGES	8,778.28			Total	326,821.49
SCHOOL, COUNTY, SPECIAL DISTRICT TAXES	2,108,409.24			LIABILITIES, RESERVES, AND SURPLUS	
RESERVE FOR UNCOLLECTED TAXES	57,484.56			Cash Liabilities	65,828.09
EMERGENCY EMPLOYMENT ACT OF 1971	25,954.00			Reserves for Receivables	48,081.06
EXPENDITURES TOTAL	2,738,560.98			Surplus Dec. 31, 1973	212,912.34
				Total	326,821.49

2018

Population 1970 23,650  
 Population 1973 23,490  
 S & P Rating AA  
 Moody Rating AA

General Tax Rate Per \$100. 3.12  
 State Equalized Tax Rate 2.71

## SUMMIT CITY — UNION COUNTY

Form of Government:

City Charter Act (P.L. 1899 c.52)

Number of Members on Governing Body 7

PER CAPITA: 501.16  
 Gross Debt 336.61  
 Net Debt 37.77  
 Debt Service 468.37  
 Total Tax Levy 262.47  
 Municipal Expenditures

PER CENT: 3.19  
 Gross Debt 1.95  
 Net Debt 97.63  
 Tax Levy Collected  
 Tax Levy Cancelled, Abated or Adjusted .15

EXPENDITURES		REVENUES-REALIZED		1973 PROPERTY TAX	
GENERAL GOVERNMENT				STATE EQUALIZED TAX RATE	
Governing Body & Public Boards		1973 Property Taxes Collected	10,767,116.29	Local District School Taxes	1.44
Municipal Clerk		1973 Payments in Lieu of Taxes	25,632.82	Regional & Consolidated School Tax	
Financial Administration	38,776.00	Delinquent Tax & Lien Collections	150,138.47	School Taxes in Municipal Budget	.15
Assessment of Taxes	26,575.00	Business Personality Replacement Taxes	296,855.38	County Taxes	.47
Collection of Taxes	28,235.00	Taxes from Public Utilities	654,442.17	County Library Taxes	
Planning, Housing & Development	9,115.00	Other Miscellaneous Tax Revenues		Local Municipal Purpose Taxes	.62
Human Resources	12,050.00	State Aid Revenues	119,729.22	Veteran & Senior Citizen Taxes	.03
Elections		Federal Aid Revenues		Total Taxes for Rate Computation	2.71
General Administration (other)	470,609.37	State and Local Fiscal Assistance Act Utilized	70,990.00	Special District Taxes	
JUDICIARY		Sale of Acquired Property	1,750.00	Bank Stock Taxes	24,158.09
Municipal Courts	56,608.39	Other Miscellaneous Revenues	592,353.68	Added and Omitted Taxes	75,502.07
PUBLIC SAFETY		Other Revenues, Revenue Sharing Tax Effort	286,422.82	Total Taxes Levied - ABSTRACT	11,002,086.06
Fire Protection	540,884.00	Total	12,965,400.85	Total Taxes Billed	11,027,967.59
Police Protection	843,403.04	Prior Years Surplus Appropriated	1,000,000.00	1973 TAXES COLLECTED	10,767,116.29
Civil Defense & Disaster Control	4,100.00	REVENUES TOTAL	13,965,400.85	1973 Taxes Cancelled, Abated or Adjusted	16,387.16
Environmental Inspection & Control	31,750.00	CAPITAL OUTLAY TOTAL	150,392.84	Transfer to Tax Title Liens or Foreclosed	4,736.16
Other Public Safety	6,000.00	Public Enterprises	23,456.61	Balance Outstanding Dec. 31, 1973	239,727.98
PUBLIC WORKS		Recreation—Culture		PRIOR YEARS TAXES OUTSTANDING	
Streets and Drainage	290,174.00	Public Works	102,830.22	Balance January 1, 1973	156,963.23
Sewers and Sewage Processing	207,331.75	Buildings and Grounds	21,091.01	Collected in 1973	150,108.47
Garbage and Trash Disposal	432,366.00	Library and Education	3,015.00	Cancelled, Abated or Adjusted 1973	
Public Buildings and Grounds	138,030.00	Conservation		Transfers to Tax Title Liens or Foreclosed	6,854.76
Other Public Works	13,060.00	All Other		Balance December 31, 1973	
HEALTH and WELFARE		CAPITAL DEBT AUTHORIZED, DECEMBER 31, 1973		TAX TITLE LIENS OUTSTANDING	
Health Services Except Environmental	99,681.73	ISSUED AND UNISSUED		Balance January 1, 1973	
Welfare—Public Assistance	23,950.00	SCHOOL	4,570,000	Transfers From Taxes	12,425.76
Hospitals, Clinics, First Aid		Self-liquidating	7,202,333	Redeemed in 1973	
Animal, Insect, & Rodent Control	8,780.00	Other	7,202,333	Cancelled, Abated or Adjusted (1973)	
Other Welfare Services		Total	11,772,333	Transfers to Foreclosed Property	
RECREATION and CONSERVATION		ISSUED AND OUTSTANDING		Balance December 31, 1973	12,425.76
Beaches and Boardwalks		SCHOOL	4,570,000.00	PROPERTY ACQUIRED BY DEED OR FORECLOSURE	
Parks, Playgrounds, Shade Trees	182,075.00	Self-liquidating	2,516,800.00	Balance January 1, 1973	14,800.00
Land Reclamation & Conservation		Other	7,086,800.00	Transfers From Taxes or Liens	
Other Recreational Services	237,747.00	Total		Sale for Cash (1973)	1,750.00
EDUCATION (excluding schools)		EQUALIZED VALUATION BASIS		Cancelled, Abated or Adjusted (1973)	
Libraries	231,768.00	FOR NET DEBT COMPUTATION	368,802,748.00	Balance December 31, 1973	13,050.00
Other Educational Services		REAL PROPERTY VALUATIONS		CURRENT FINANCES DECEMBER 31, 1973	
STATUTORY EXPENDITURES		Code Class # of Parcels % VAL'N	ASSESSED VALUATION	ASSETS	
Pensions & F. I. C. A.	332,166.45	1 Vacant Land 292 1.79	6,224,200.00	Cash Dec. 31, 1973	1,738,041.38
Employee Fringe Benefits		2 Residential 5336 70.28	244,962,800.00	Taxes Receivable	239,727.98
Other Statutory Expenditures		3 Farm 1	5,600.00	Tax Title Liens	12,425.76
MUNICIPAL FUNCTIONS		4a Commercial 307 12.85	44,769,400.00	Foreclosed Property	13,050.00
CAPITAL IMPROVEMENTS		4b Industrial 20 9.85	34,324,300.00	Emergencies & Other Deferred Charges	37,183.00
DEBT SERVICE		4c Apartments 50 5.23	18,242,700.00	State Aid Receivable	47,688.17
Principal Payments	565,000.00	Total 6006	348,529,000.00	Other Receivables	16,456.71
Interest Payments	322,100.50	Land Area 6.00 Sq. Miles		Total	2,104,573.00
TYPE I SCHL DEBT *MEMO	627,713.75	Net Valuation Taxable-Municipal	353,649,684.00	LIABILITIES, RESERVES, AND SURPLUS	
DEFERRED CHARGES	36,777.65	Net Valuation Taxable-County	389,413,722.00	Cash Liabilities	434,918.48
SCHOOL, COUNTY, SPECIAL DISTRICT TAXES	8,368,455.47	State Equalized Valuation	405,465,434.00	Reserves for Receivables	281,660.45
RESERVE FOR UNCOLLECTED TAXES	976,325.84	State Equalization Ratio	87.13	Surplus Dec. 31, 1973	1,387,994.07
EMERGENCY EMPLOYMENT ACT OF 1971				Total	2,104,573.00
EXPENDITURES TOTAL	14,533,895.19				

1971/3000

\* ABOVE DEBT SERVICE INCLUDES TYPE I SCHOOL DEBT

1531

Population 1970 1,130  
 Population 1973 1,265  
 S & P Rating  
 Moody Rating

General Tax Rate Per \$100. 1.65  
 State Equalized Tax Rate 1.59

**SURF CITY BOROUGH — OCEAN COUNTY**  
**Form of Government:**  
**Borough Council**  
**Number of Members on Governing Body 6**

PER CAPITA: 872.20 PER CENT: 2.10  
 Gross Debt 79.34 Gross Debt .19  
 Net Debt 151.62 Net Debt 96.42  
 Debt Service 788.99 Tax Levy Collected  
 Total Tax Levy 700.00 Tax Levy Cancelled, Abated  
 Municipal Expenditures or Adjusted

EXPENDITURES		REVENUES-REALIZED		1973 PROPERTY TAX	
<b>GENERAL GOVERNMENT</b>				<b>STATE EQUALIZED TAX RATE</b>	
Governing Body & Public Boards		1973 Property Taxes Collected	962,325.09	Local District School Taxes .25	153,520.44
Municipal Clerk		1973 Payments in Lieu of Taxes		Regional & Consolidated School Tax .43	271,144.02
Financial Administration	8,191.00	Delinquent Tax & Lien Collections	20,116.86	School Taxes in Municipal Budget	
Assessment of Taxes	4,282.00	Business Personalty Replacement Taxes	7,403.19	County Taxes .43	267,317.16
Collection of Taxes	11,883.00	Taxes from Public Utilities	54,334.15	County Library Taxes .02	12,319.02
Planning, Housing & Development	3,014.00	Other Miscellaneous Tax Revenues		Local Municipal Purpose Taxes .44	278,399.96
Human Resources		State Aid Revenues	28,621.65	Veteran & Senior Citizen Taxes .02	13,210.00
Elections		Federal Aid Revenues		Total Taxes for Rate Computation 1.59	995,910.60
General Administration (other)	65,719.00	State and Local Fiscal Assistance Act Utilized	38,804.00	Special District Taxes	
<b>JUDICIARY</b>		Sale of Acquired Property		Bank Stock Taxes	800.04
Municipal Courts	8,233.00	Other Miscellaneous Revenues	130,458.08	Added and Omitted Taxes	14,565.98
<b>PUBLIC SAFETY</b>		Other Revenues, Revenue Sharing Tax Effort	12,885.89	Total Taxes Levied - ABSTRACT	998,066.62
Fire Protection	12,900.00	Total	1,254,918.91	Total Taxes Billed	998,066.62
Police Protection	118,076.00	Prior Years Surplus Appropriated	450,800.00	1973 TAXES COLLECTED	962,325.09
Civil Defense & Disaster Control	706.00	REVENUES TOTAL	1,705,718.91	1973 Taxes Cancelled, Abated or Adjusted	
Environmental Inspection & Control	4,572.00	CAPITAL OUTLAY TOTAL	4,704.75	Transfer to Tax Title Liens or Foreclosed	
Other Public Safety				Balance Outstanding Dec. 31, 1973	35,741.53
<b>PUBLIC WORKS</b>				<b>PRIOR YEARS TAXES OUTSTANDING</b>	
Streets and Drainage	124,098.00	Public Enterprises		Balance January 1, 1973	20,116.86
Sewers and Sewage Processing		Recreation—Culture		Collected in 1973	20,116.86
Garbage and Trash Disposal	55,800.00	Public Works	4,704.75	Cancelled, Abated or Adjusted 1973	
Public Buildings and Grounds	15,780.00	Buildings and Grounds		Transfers to Tax Title Liens or Foreclosed	
Other Public Works		Library and Education		Balance December 31, 1973	
<b>HEALTH and WELFARE</b>		Conservation		TAX TITLE LIENS OUTSTANDING	
Health Services Except Environmental	2,512.00	All Other		Balance January 1, 1973	
Welfare-Public Assistance	100.00	CAPITAL DEBT AUTHORIZED, DECEMBER 31, 1973		Transfers From Taxes	
Hospitals, Clinics, First Aid	4,200.00	ISSUED AND UNISSUED		Redeemed in 1973	
Animal, Insect, & Rodent Control	918.00	School	520,079	Cancelled, Abated or Adjusted (1973)	
Other Welfare Services		Self-liquidating	482,895	Transfers to Foreclosed Property	
<b>RECREATION and CONSERVATION</b>		Other	100,361	Balance December 31, 1973	
Beaches and Boardwalks	63,620.00	Total	1,103,336	PROPERTY ACQUIRED BY DEED OR	
Parks, Playgrounds, Shade Trees	2,000.00	ISSUED AND OUTSTANDING		FORECLOSURE	
Land Reclamation & Conservation		School	520,079.74	Balance January 1, 1973	4,725.00
Other Recreational Services		Self-Liquidating	410,000.00	Transfers From Taxes or Liens	
<b>EDUCATION (excluding schools)</b>		Other		Sale for Cash (1973)	
Libraries	200.00	Total	930,079.74	Cancelled, Abated or Adjusted (1973)	
Other Educational Services		EQUALIZED VALUATION BASIS		Balance December 31, 1973	4,725.00
<b>STATUTORY EXPENDITURES</b>		FOR NET DEBT COMPUTATION	52,635,870.67	<b>CURRENT FINANCES DECEMBER 31, 1973</b>	
Pensions & F. I. C. A.	28,299.63	REAL PROPERTY VALUATIONS		ASSETS	
Employee Fringe Benefits	18,400.00	Code Class # of Parcels % VAL'N		Cash Dec. 31, 1973	830,895.19
Other Statutory Expenditures		1 Vacant Land 237 5.76		Taxes Receivable	35,741.53
<b>MUNICIPAL FUNCTIONS</b>		2 Residential 1766 87.64		Tax Title Liens	
CAPITAL IMPROVEMENTS	82,200.00	3 Farm		Foreclosed Property	4,725.00
<b>DEBT SERVICE</b>		4a Commercial 68 6.18		Emergencies & Other Deferred Charges	5,200.00
Principal Payments	190,000.00	4b Industrial		State Aid Receivable	28,263.78
Interest Payments	1,800.00	4c Apartments 2 .42		Other Receivables	215,852.85
<b>DEFERRED CHARGES</b>		Total 2073		Total	1,120,678.35
SCHOOL, COUNTY, SPECIAL DISTRICT TAXES	90,700.37	Land Area .65 Sq. Miles		<b>LIABILITIES, RESERVES, AND SURPLUS</b>	
RESERVE FOR UNCOLLECTED TAXES	704,300.64	Net Valuation Taxable-Municipal	60,399,698.00	Cash Liabilities	354,365.61
EMERGENCY EMPLOYMENT ACT OF 1971	49,500.00	Net Valuation Taxable-County	55,025,638.00	Reserves for Receivables	256,319.38
<b>EXPENDITURES TOTAL</b>	1,589,804.64	State Equalized Valuation	62,585,578.00	Surplus Dec. 31, 1973	509,993.36
		State Equalization Ratio	96.49	Total	1,120,678.35

1921

Population 1970 2,040  
 Population 1973 2,100  
 S & P Rating  
 Moody Rating

General Tax Rate Per \$100. 7.34  
 State Equalized Tax Rate 4.61

SUSSEX BOROUGH — SUSSEX COUNTY  
 Form of Government:  
 Borough Council  
 Number of Members on Governing Body 6

PER CAPITA:  
 Gross Debt 326.52  
 Net Debt 5.00  
 Debt Service  
 Total Tax Levy 321.08  
 Municipal Expenditures 115.58

PER CENT:  
 Gross Debt 6.04  
 Net Debt .09  
 Tax Levy Collected 91.46  
 Tax Levy Cancelled, Abated or Adjusted .89

EXPENDITURES		REVENUES-REALIZED		1973 PROPERTY TAX	
GENERAL GOVERNMENT				STATE EQUALIZED TAX RATE	
Governing Body & Public Boards				Local District School Taxes	
Municipal Clerk				Regional & Consolidated School Tax 3.21	
Financial Administration				School Taxes in Municipal Budget	
Assessment of Taxes				County Taxes .77	
Collection of Taxes				County Library Taxes .03	
Planning, Housing & Development				Local Municipal Purpose Taxes .54	
Human Resources				Veteran & Senior Citizen Taxes .07	
Elections				Total Taxes for Rate Computation 4.62	
General Administration (other)				Special District Taxes	
JUDICIARY				Bank Stock Taxes	
Municipal Courts				Added and Omitted Taxes	
PUBLIC SAFETY				Total Taxes Levied - ABSTRACT	
Fire Protection				Total Taxes Billed	
Police Protection				1973 TAXES COLLECTED	
Civil Defense & Disaster Control				1973 Taxes Cancelled, Abated or Adjusted	
Environmental Inspection & Control				Transfer to Tax Title Liens or Foreclosed	
Other Public Safety				Balance Outstanding Dec. 31, 1973	
PUBLIC WORKS				PRIOR YEARS TAXES OUTSTANDING	
Streets and Drainage				Balance January 1, 1973	
Sewers and Sewage Processing				Collected in 1973	
Garbage and Trash Disposal				Cancelled, Abated or Adjusted 1973	
Public Buildings and Grounds				Transfers to Tax Title Liens or Foreclosed	
Other Public Works				Balance December 31, 1973	
HEALTH and WELFARE				TAX TITLE LIENS OUTSTANDING	
Health Services Except Environmental				Balance January 1, 1973	
Welfare-Public Assistance				Transfers From Taxes	
Hospitals, Clinics, First Aid				Redeemed in 1973	
Animal, Insect, & Rodent Control				Cancelled, Abated or Adjusted (1973)	
Other Welfare Services				Transfers to Foreclosed Property	
RECREATION and CONSERVATION				Balance December 31, 1973	
Beaches and Boardwalks				PROPERTY ACQUIRED BY DEED OR	
Parks, Playgrounds, Shade Trees				FORECLOSURE	
Land Reclamation & Conservation				Balance January 1, 1973	
Other Recreational Services				Transfers From Taxes or Liens	
EDUCATION (excluding schools)				Sale for Cash (1973)	
Libraries				Cancelled, Abated or Adjusted (1973)	
Other Educational Services				Balance December 31, 1973	
STATUTORY EXPENDITURES				CURRENT FINANCES DECEMBER 31, 1973	
Pensions & F. I. C. A.				ASSETS	
Employee Fringe Benefits				Cash Dec. 31, 1973	
Other Statutory Expenditures				Taxes Receivable	
MUNICIPAL FUNCTIONS				Tax Title Liens	
CAPITAL IMPROVEMENTS				Foreclosed Property	
DEBT SERVICE				Emergencies & Other Deferred Charges	
Principal Payments				State Aid Receivable	
Interest Payments				Other Receivables	
DEFERRED CHARGES				Total	
SCHOOL, COUNTY, SPECIAL DISTRICT TAXES				LIABILITIES, RESERVES, AND SURPLUS	
RESERVE FOR UNCOLLECTED TAXES				Cash Liabilities	
EMERGENCY EMPLOYMENT ACT OF 1971				Reserves for Receivables	
EXPENDITURES				Surplus Dec. 31, 1973	
TOTAL				Total	

0817

Population 1970 2,290  
 Population 1973 2,345  
 S & P Rating  
 Moody Rating

General Tax Rate Per \$100. 4.62  
 State Equalized Tax Rate 3.72

SWEDSBORO BOROUGH — GLOUCESTER CO.  
 Form of Government:  
 Borough Council  
 Number of Members on Governing Body 6

PER CAPITA: 209.37  
 Gross Debt 23.45  
 Net Debt  
 Debt Service 199.43  
 Total Tax Levy 106.90  
 Municipal Expenditures

PER CENT: 4.66  
 Gross Debt .52  
 Net Debt 88.67  
 Tax Levy Collected  
 Tax Levy Cancelled, Abated or Adjusted

EXPENDITURES		REVENUES-REALIZED		1973 PROPERTY TAX	
<b>GENERAL GOVERNMENT</b>				<b>STATE EQUALIZED TAX RATE</b>	
Governing Body & Public Boards	3,900.00	1973 Property Taxes Collected	415,068.46	Local District School Taxes .98	124,454.32
Municipal Clerk	5,950.00	1973 Payments in Lieu of Taxes		Regional & Consolidated School Tax 1.66	211,508.28
Financial Administration	4,550.00	Delinquent Tax & Lien Collections	43,420.96	School Taxes in Municipal Budget	
Assessment of Taxes	3,050.00	Business Personalty Replacement Taxes	77,908.23	County Taxes .60	76,262.95
Collection of Taxes	3,500.00	Taxes from Public Utilities	33,919.90	County Library Taxes	
Planning, Housing & Development	1,300.00	Other Miscellaneous Tax Revenues		Local Municipal Purpose Taxes .40	50,954.70
Human Resources		State Aid Revenues	11,602.47	Veteran & Senior Citizen Taxes .09	11,460.00
Elections	290.00	Federal Aid Revenues		Total Taxes for Rate Computation 3.73	474,640.25
General Administration (other)	18,740.00	State and Local Fiscal Assistance Act Utilized	17,395.00	Special District Taxes	
<b>JUDICIARY</b>		Sale of Acquired Property		Bank Stock Taxes	3,428.50
Municipal Courts	5,050.00	Other Miscellaneous Revenues	17,520.27	Added and Omitted Taxes	1,043.33
<b>PUBLIC SAFETY</b>		Other Revenues, Revenue Sharing Tax Effort	8,589.64	Total Taxes Levied - ABSTRACT	467,652.08
Fire Protection	12,000.00	Total	625,424.93	Total Taxes Billed	468,082.21
Police Protection	67,010.00	Prior Years Surplus Appropriated	44,134.89	1973 TAXES COLLECTED	415,068.46
Civil Defense & Disaster Control	350.00	REVENUES TOTAL	669,559.82	1973 Taxes Cancelled, Abated or Adjusted	
Environmental Inspection & Control	1,125.00	CAPITAL OUTLAY TOTAL	39,373.97	Transfer to Tax Title Liens or Foreclosed	
Other Public Safety				Balance Outstanding Dec. 31, 1973	53,013.75
<b>PUBLIC WORKS</b>				<b>PRIOR YEARS TAXES OUTSTANDING</b>	
Streets and Drainage	23,700.00	Public Enterprises		Balance January 1, 1973	44,727.96
Sewers and Sewage Processing		Recreation—Culture		Collected in 1973	42,744.54
Garbage and Trash Disposal	21,000.00	Public Works		Cancelled, Abated or Adjusted 1973	
Public Buildings and Grounds	7,200.00	Buildings and Grounds	39,373.97	Transfers to Tax Title Liens or Foreclosed	
Other Public Works		Library and Education		Balance December 31, 1973	1,983.42
<b>HEALTH and WELFARE</b>		Conservation		<b>TAX TITLE LIENS OUTSTANDING</b>	
Health Services Except Environmental	3,550.00	All Other		Balance January 1, 1973	4,880.85
Welfare-Public Assistance	1,835.00	CAPITAL DEBT AUTHORIZED, DECEMBER 31, 1973		Transfers From Taxes	
Hospitals, Clinics, First Aid		ISSUED AND UNISSUED		Redeemed in 1973	676.42
Animal, Insect, & Rodent Control	1,000.00	School	162,981	Cancelled, Abated or Adjusted (1973)	
Other Welfare Services		Self-liquidating	273,000	Transfers to Foreclosed Property	
<b>RECREATION and CONSERVATION</b>		Other	55,000	Balance December 31, 1973	4,204.43
Beaches and Boardwalks		Total	490,981	<b>PROPERTY ACQUIRED BY DEED OR FORECLOSURE</b>	
Parks, Playgrounds, Shade Trees	3,900.00	ISSUED AND OUTSTANDING		Balance January 1, 1973	1,300.00
Land Reclamation & Conservation		School	162,981.17	Transfers From Taxes or Liens	
Other Recreational Services	500.00	Self-liquidating	273,000.00	Sale for Cash (1973)	
<b>EDUCATION (excluding schools)</b>		Other		Cancelled, Abated or Adjusted (1973)	
Libraries	1,400.00	Total	435,981.17	Balance December 31, 1973	1,300.00
Other Educational Services		EQUALIZED VALUATION BASIS		<b>CURRENT FINANCES DECEMBER 31, 1973</b>	
<b>STATUTORY EXPENDITURES</b>		FOR NET DEBT COMPUTATION	10,543,610.33	<b>ASSETS</b>	
Pensions & F. I. C. A.	9,900.00	REAL PROPERTY VALUATIONS		Cash Dec. 31, 1973	121,694.68
Employee Fringe Benefits	700.00	Code Class # of Parcels % VAL'N		Taxes Receivable	54,997.17
Other Statutory Expenditures		1 Vacant Land 53 .87		Tax Title Liens	4,204.43
<b>MUNICIPAL FUNCTIONS</b>		2 Residential 516 56.72		Foreclosed Property	1,300.00
CAPITAL IMPROVEMENTS	35,000.00	3 Farm 9 1.13		Emergencies & Other Deferred Charges	
<b>DEBT SERVICE</b>		4a Commercial 98 25.52		State Aid Receivable	11,587.89
Principal Payments		4b Industrial 5 14.18		Other Receivables	16,882.58
Interest Payments		4c Apartments 8 1.58		Total	210,666.75
<b>DEFERRED CHARGES</b>		Total 689		<b>LIABILITIES, RESERVES, AND SURPLUS</b>	
SCHOOL, COUNTY, SPECIAL DISTRICT TAXES	412,225.55	Land Area .77 Sq. Miles		Cash Liabilities	64,254.93
RESERVE FOR UNCOLLECTED TAXES	49,157.11	Net Valuation Taxable-Municipal	10,281,721.00	Reserves for Receivables	77,384.18
EMERGENCY EMPLOYMENT ACT OF 1971		Net Valuation Taxable-County	12,502,826.00	Surplus Dec. 31, 1973	69,027.64
<b>EXPENDITURES TOTAL</b>	662,896.64	State Equalized Valuation	12,604,725.00	Total	210,666.75
		State Equalization Ratio	80.66		

0335

Population 1970 2,115  
 Population 1973 2,380  
 S & P Rating  
 Moody Rating

General Tax Rate Per \$100.  
 6.06  
 State Equalized Tax Rate  
 3.15

## TABERNACLE TOWNSHIP — BURLINGTON CO.

Form of Government:

Township Committee

Number of Members on Governing Body 3

PER CAPITA:

Gross Debt 591.67  
 Net Debt 140.17  
 Debt Service 1.32  
 Total Tax Levy 313.42  
 Municipal Expenditures 116.97

PER CENT:

Gross Debt 7.88  
 Net Debt 1.87  
 Tax Levy Collected 79.27  
 Tax Levy Cancelled, Abated  
 or Adjusted .17

EXPENDITURES		REVENUES-REALIZED		1973 PROPERTY TAX	
GENERAL GOVERNMENT				STATE EQUALIZED TAX RATE	
Governing Body & Public Boards		1973 Property Taxes Collected	592,402.82	Local District School Taxes	1.22 282,330.00
Municipal Clerk		1973 Payments in Lieu of Taxes		Regional & Consolidated School Tax	.97 222,935.23
Financial Administration	5,762.50	Delinquent Tax & Lien Collections	123,085.22	School Taxes in Municipal Budget	
Assessment of Taxes	2,975.52	Business Personalty Replacement Taxes	5,812.38	County Taxes	.67 154,463.34
Collection of Taxes	3,750.54	Taxes from Public Utilities	35,165.70	County Library Taxes	.02 5,748.84
Planning, Housing & Development	1,000.00	Other Miscellaneous Tax Revenues		Local Municipal Purpose Taxes	.21 48,231.58
Human Resources		State Aid Revenues	12,267.56	Veteran & Senior Citizen Taxes	.06 12,870.00
Elections		Federal Aid Revenues		Total Taxes for Rate Computation	3.15 726,578.99
General Administration (other)	28,566.51	State and Local Fiscal Assistance Act Utilized	17,165.50	Special District Taxes	
JUDICIARY		Sale of Acquired Property		Bank Stock Taxes	
Municipal Courts	2,042.01	Other Miscellaneous Revenues	7,401.21	Added and Omitted Taxes	
PUBLIC SAFETY		Other Revenues, Revenue Sharing Tax Effort	28,017.21	Total Taxes Levied - ABSTRACT	745,945.16
Fire Protection	3,300.00	Total	821,317.60	Total Taxes Billed	747,361.59
Police Protection	4,042.11	Prior Years Surplus Appropriated	47,000.00	1973 TAXES COLLECTED	592,402.82
Civil Defense & Disaster Control	116.71	REVENUES TOTAL	868,317.60	1973 Taxes Cancelled, Abated or Adjusted	1,263.85
Environmental Inspection & Control	1,647.00	CAPITAL OUTLAY TOTAL	14,228.00	Transfer to Tax Title Liens or Foreclosed	1,729.24
Other Public Safety		Public Enterprises		Balance Outstanding Dec. 31, 1973	151,965.68
PUBLIC WORKS		Recreation—Culture		PRIOR YEARS TAXES OUTSTANDING	
Streets and Drainage	50,192.97	Public Works	14,228.00	Balance January 1, 1973	143,172.68
Sewers and Sewage Processing		Buildings and Grounds		Collected in 1973	119,240.77
Garbage and Trash Disposal	2,350.00	Library and Education		Cancelled, Abated or Adjusted 1973	
Public Buildings and Grounds	5,772.61	Conservation		Transfers to Tax Title Liens or Foreclosed	
Other Public Works		All Other		Balance December 31, 1973	23,931.91
HEALTH and WELFARE		CAPITAL DEBT AUTHORIZED, DECEMBER 31, 1973		TAX TITLE LIENS OUTSTANDING	
Health Services Except Environmental		ISSUED AND UNISSUED GROSS DEBT NET DEBT		Balance January 1, 1973	13,864.35
Welfare-Public Assistance	319.72	School 1,380,163 305,610		Transfers From Taxes	1,729.24
Hospitals, Clinics, First Aid		Self-liquidating 28,000 28,000		Redeemed in 1973	3,844.45
Animal, Insect, & Rodent Control		Other 1,408,163 333,610		Cancelled, Abated or Adjusted (1973)	
Other Welfare Services		ISSUED AND OUTSTANDING		Transfers to Foreclosed Property	
RECREATION and CONSERVATION		School 1,295,163.53		Balance December 31, 1973	11,749.14
Beaches and Boardwalks		Self-Liquidating 17,200.00		PROPERTY ACQUIRED BY DEED OR	
Parks, Playgrounds, Shade Trees		Other 1,312,363.53		FORECLOSURE	
Land Reclamation & Conservation		Total 17,879,652.00		Balance January 1, 1973	13,650.00
Other Recreational Services	300.00	EQUALIZED VALUATION BASIS		Transfers From Taxes or Liens	
EDUCATION (excluding schools)		FOR NET DEBT COMPUTATION		Sale for Cash (1973)	
Libraries		REAL PROPERTY VALUATIONS		Cancelled, Abated or Adjusted (1973)	
Other Educational Services		Code Class # of Parcels % VAL'N ASSESSED VALUATION		Balance December 31, 1973	13,650.00
STATUTORY EXPENDITURES		1 Vacant Land 744 10.29 1,218,400.00		CURRENT FINANCES DECEMBER 31, 1973	
Pensions & F. I. C. A.	1,358.94	2 Residential 662 69.30 8,203,300.00		ASSETS	
Employee Fringe Benefits		3 Farm 195 13.82 1,636,800.00		Cash Dec. 31, 1973	346,079.76
Other Statutory Expenditures		4a Commercial 33 6.06 716,900.00		Taxes Receivable	175,897.59
MUNICIPAL FUNCTIONS TOTAL	113,497.14	4b Industrial 3 .52 61,800.00		Tax Title Liens	11,749.14
CAPITAL IMPROVEMENTS *MEMO*	8,000.00	4c Apartments		Foreclosed Property	13,650.00
DEBT SERVICE		Total 1637 11,837,200.00		Emergencies & Other Deferred Charges	19,652.00
Principal Payments	3,000.00	Land Area 47.64 Sq. Miles		State Aid Receivable	253.87
Interest Payments	150.00	Net Valuation Taxable-Municipal	12,006,620.00	Other Receivables	13,861.31
DEFERRED CHARGES	4,006.35	Net Valuation Taxable-County	25,301,479.00	Total	581,143.67
SCHOOL, COUNTY, SPECIAL DISTRICT TAXES	665,477.41	State Equalized Valuation	22,928,889.00	LIABILITIES, RESERVES, AND SURPLUS	
RESERVE FOR UNCOLLECTED TAXES	157,735.58	State Equalization Ratio	52.01	Cash Liabilities	211,628.36
EMERGENCY EMPLOYMENT ACT OF 1971				Reserves for Receivables	215,158.04
EXPENDITURES TOTAL	943,866.48			Surplus Dec. 31, 1973	154,357.27
				Total	581,143.67

0433

Population 1970  
Population 1973  
S & P Rating  
Moody Rating

15  
15

General Tax Rate Per \$100. 1.56  
State Equalized Tax Rate 1.59

## TAVISTOCK BOROUGH — CAMDEN COUNTY

Form of Government:

Commission (1911)

Number of Members on Governing Body 3

PER CAPITA:

Gross Debt

Net Debt

Debt Service

Total Tax Levy

Municipal Expenditures

942.86

461.80

PER CENT:

Gross Debt

Net Debt

Tax Levy Collected

Tax Levy Cancelled, Abated

or Adjusted

100.00

EXPENDITURES		REVENUES-REALIZED		1973 PROPERTY TAX	
<b>GENERAL GOVERNMENT</b>				STATE EQUALIZED TAX RATE →	
Governing Body & Public Boards		1973 Property Taxes Collected	14,139.31	Local District School Taxes	
Municipal Clerk		1973 Payments in Lieu of Taxes		Regional & Consolidated School Tax	
Financial Administration		Delinquent Tax & Lien Collections		School Taxes in Municipal Budget	
Assessment of Taxes	275.00	Business Personalty Replacement Taxes	1,863.14	County Taxes	1.11 9,866.75
Collection of Taxes	377.30	Taxes from Public Utilities	180.05	County Library Taxes	.03 298.13
Planning, Housing & Development		Other Miscellaneous Tax Revenues		Local Municipal Purpose Taxes	.45 3,978.00
Human Resources		State Aid Revenues	61.86	Veteran & Senior Citizen Taxes	
Elections	506.79	Federal Aid Revenues		Total Taxes for Rate Computation	1.59 14,142.88
General Administration (other)	1,920.53	State and Local Fiscal Assistance Act Utilized		Special District Taxes	
<b>JUDICIARY</b>		Sale of Acquired Property	293.25	Bank Stock Taxes	
Municipal Courts		Other Miscellaneous Revenues	200.00	Added and Omitted Taxes	
<b>PUBLIC SAFETY</b>		Other Revenues, Revenue Sharing Tax Effort	16,737.61	Total Taxes Levied - ABSTRACT	14,142.88
Fire Protection	350.00	Total	17,737.59	Total Taxes Billed	14,139.31
Police Protection	700.00	Prior Years Surplus Appropriated	999.98	1973 TAXES COLLECTED	14,139.31
Civil Defense & Disaster Control		REVENUES TOTAL		1973 Taxes Cancelled, Abated or Adjusted	
Environmental Inspection & Control				Transfer to Tax Title Liens or Foreclosed	
Other Public Safety				Balance Outstanding Dec. 31, 1973	
<b>PUBLIC WORKS</b>		<b>CAPITAL OUTLAY TOTAL</b>		<b>PRIOR YEARS TAXES OUTSTANDING</b>	
Streets and Drainage	2,646.43	Public Enterprises		Balance January 1, 1973	
Sewers and Sewage Processing		Recreation—Culture		Collected in 1973	
Garbage and Trash Disposal		Public Works		Cancelled, Abated or Adjusted 1973	
Public Buildings and Grounds		Buildings and Grounds		Transfers to Tax Title Liens or Foreclosed	
Other Public Works		Library and Education		Balance December 31, 1973	
<b>HEALTH and WELFARE</b>		Conservation		<b>TAX TITLE LIENS OUTSTANDING</b>	
Health Services Except Environmental		All Other		Balance January 1, 1973	
Welfare-Public Assistance				Transfers From Taxes	
Hospitals, Clinics, First Aid				Redeemed in 1973	
Animal, Insect, & Rodent Control				Cancelled, Abated or Adjusted (1973)	
Other Welfare Services				Transfers to Foreclosed Property	
<b>RECREATION and CONSERVATION</b>				Balance December 31, 1973	
Beaches and Boardwalks				<b>PROPERTY ACQUIRED BY DEED OR</b>	
Parks, Playgrounds, Shade Trees				<b>FORECLOSURE</b>	
Land Reclamation & Conservation				Balance January 1, 1973	
Other Recreational Services				Transfers From Taxes or Liens	
<b>EDUCATION (excluding schools)</b>				Sale for Cash (1973)	
Libraries				Cancelled, Abated or Adjusted (1973)	
Other Educational Services				Balance December 31, 1973	
<b>STATUTORY EXPENDITURES</b>				<b>CURRENT FINANCES DECEMBER 31, 1973</b>	
Pensions & F. I. C. A.	150.98			<b>ASSETS</b>	
Employee Fringe Benefits				Cash Dec. 31, 1973	6,159.62
Other Statutory Expenditures				Taxes Receivable	
<b>MUNICIPAL FUNCTIONS</b>				Tax Title Liens	
<b>CAPITAL IMPROVEMENTS</b>				Foreclosed Property	
<b>DEBT SERVICE</b>				Emergencies & Other Deferred Charges	
Principal Payments				State Aid Receivable	179.00
Interest Payments				Other Receivables	
<b>DEFERRED CHARGES</b>				Total	6,338.62
SCHOOL, COUNTY, SPECIAL DISTRICT TAXES	10,164.88			<b>LIABILITIES, RESERVES, AND SURPLUS</b>	
RESERVE FOR UNCOLLECTED TAXES				Cash Liabilities	167.42
EMERGENCY EMPLOYMENT ACT OF 1971				Reserves for Receivables	
<b>EXPENDITURES TOTAL</b>	<b>17,091.88</b>			Surplus Dec. 31, 1973	6,171.20
				Total	6,338.62

0260

Population 1970 42,380  
 Population 1973 42,340  
 S & P Rating  
 Moody Rating

General Tax Rate Per \$100. 4.21  
 State Equalized Tax Rate 3.76

## TEANECK TOWNSHIP — BERGEN CO.

Form of Government:

Council-Manager (1923)

Number of Members on Governing Body 5

PER CAPITA:

Gross Debt 148.86  
 Net Debt 62.69  
 Debt Service .71  
 Total Tax Levy 456.00  
 Municipal Expenditures 202.96

PER CENT:

Gross Debt 1.30  
 Net Debt .55  
 Tax Levy Collected 98.44  
 Tax Levy Cancelled, Abated or Adjusted .19

EXPENDITURES		REVENUES-REALIZED		1973 PROPERTY TAX	
<b>GENERAL GOVERNMENT</b>				<b>STATE EQUALIZED TAX RATE</b> 2.19	
Governing Body & Public Boards		1973 Property Taxes Collected	19,051,649.06	Local District School Taxes	11,324,009.00
Municipal Clerk		1973 Payments in Lieu of Taxes	32,894.32	Regional & Consolidated School Tax	
Financial Administration	79,102.00	Delinquent Tax & Lien Collections	295,512.77	School Taxes in Municipal Budget	
Assessment of Taxes	57,961.00	Business Personalty Replacement Taxes	265,892.86	County Taxes	1,873,957.96
Collection of Taxes	57,750.00	Taxes from Public Utilities	749,878.52	County Library Taxes	
Planning, Housing & Development	99,058.00	Other Miscellaneous Tax Revenues		Local Municipal Purpose Taxes	6,643,157.91
Human Resources	3,525.00	State Aid Revenues	186,203.06	Veteran & Senior Citizen Taxes	228,990.00
Elections	3,920.00	Federal Aid Revenues	42,743.18	Total Taxes for Rate Computation	19,470,114.87
General Administration (other)	651,000.00	State and Local Fiscal Assistance Act Utilized	374,325.00	Special District Taxes	
<b>JUDICIARY</b>		Sale of Acquired Property	105,500.00	Bank Stock Taxes	23,959.09
Municipal Courts	43,683.00	Other Miscellaneous Revenues	379,969.97	Added and Omitted Taxes	41,844.15
<b>PUBLIC SAFETY</b>		Other Revenues, Revenue Sharing Tax Effort	136,668.84	Total Taxes Levied - ABSTRACT	19,306,928.11
Fire Protection	1,584,832.00	Total	21,621,237.58	Total Taxes Billed	19,354,140.22
Police Protection	1,665,775.00	Prior Years Surplus Appropriated	650,000.00	1973 TAXES COLLECTED	19,051,649.06
Civil Defense & Disaster Control	3,640.00	REVENUES TOTAL	22,271,237.58	1973 Taxes Cancelled, Abated or Adjusted	36,173.59
Environmental Inspection & Control	56,636.00	CAPITAL OUTLAY TOTAL	991,493.17	Transfer to Tax Title Liens or Foreclosed	4,984.62
Other Public Safety				Balance Outstanding Dec. 31, 1973	261,332.95
<b>PUBLIC WORKS</b>				<b>PRIOR YEARS TAXES OUTSTANDING</b>	
Streets and Drainage	716,540.00	Public Enterprises		Balance January 1, 1973	280,047.15
Sewers and Sewage Processing	827,986.00	Recreation—Culture	1,950.89	Collected in 1973	277,143.05
Garbage and Trash Disposal	77,315.00	Public Works	757,289.17	Cancelled, Abated or Adjusted 1973	
Public Buildings and Grounds	236,125.00	Buildings and Grounds	192,253.11	Transfers to Tax Title Liens or Foreclosed	569.29
Other Public Works		Library and Education	5,000.00	Balance December 31, 1973	2,334.81
<b>HEALTH and WELFARE</b>		Conservation		<b>TAX TITLE LIENS OUTSTANDING</b>	
Health Services Except Environmental	146,684.50	All Other	35,000.00	Balance January 1, 1973	25,459.49
Welfare-Public Assistance	9,990.00			Transfers From Taxes	5,629.81
Hospitals, Clinics, First Aid				Redeemed in 1973	18,369.72
Animal, Insect, & Rodent Control	17,233.00			Cancelled, Abated or Adjusted (1973)	
Other Welfare Services				Transfers to Foreclosed Property	1,820.88
<b>RECREATION and CONSERVATION</b>				Balance December 31, 1973	10,898.70
Beaches and Boardwalks				<b>PROPERTY ACQUIRED BY DEED OR FORECLOSURE</b>	
Parks, Playgrounds, Shade Trees	346,562.00			Balance January 1, 1973	555,191.12
Land Reclamation & Conservation				Transfers From Taxes or Liens	1,820.88
Other Recreational Services	260,273.00			Sale for Cash (1973)	105,500.00
<b>EDUCATION (excluding schools)</b>				Cancelled, Abated or Adjusted (1973)	81,500.00
Libraries	388,554.00			Balance December 31, 1973	370,312.00
Other Educational Services				<b>CURRENT FINANCES DECEMBER 31, 1973</b>	
<b>STATUTORY EXPENDITURES</b>				<b>ASSETS</b>	
Pensions & F. I. C. A.	601,327.20			Cash Dec. 31, 1973	2,174,834.48
Employee Fringe Benefits	167,900.00			Taxes Receivable	263,667.76
Other Statutory Expenditures				Tax Title Liens	10,898.70
<b>MUNICIPAL FUNCTIONS</b>				Foreclosed Property	370,012.00
CAPITAL IMPROVEMENTS	228,834.00			Emergencies & Other Deferred Charges	26,109.37
<b>DEBT SERVICE</b>				State Aid Receivable	15,116.75
Principal Payments				Other Receivables	19,139.69
Interest Payments	30,000.00			Total	2,879,778.75
<b>DEFERRED CHARGES</b>				<b>LIABILITIES, RESERVES, AND SURPLUS</b>	
SCHOOL, COUNTY, SPECIAL DISTRICT TAXES	13,197,966.96			Cash Liabilities	1,042,149.88
RESERVE FOR UNCOLLECTED TAXES	396,373.00			Reserves for Receivables	663,718.15
EMERGENCY EMPLOYMENT ACT OF 1971	34,500.00			Surplus Dec. 31, 1973	1,173,910.72
<b>EXPENDITURES TOTAL</b>	21,791,258.46			Total	2,879,778.75

0261

Population 1970 14,830  
 Population 1973 14,685  
 S & P Rating A  
 Moody Rating A

General Tax Rate Per \$100. 4.45  
 State Equalized Tax Rate 3.27

TENAFLY BOROUGH — BERGEN COUNTY  
 Form of Government:  
 Borough Council  
 Number of Members on Governing Body 6

PER CAPITA:  
 Gross Debt 644.07  
 Net Debt 158.74  
 Debt Service 15.75  
 Total Tax Levy 629.43  
 Municipal Expenditures 238.63

PER CENT:  
 Gross Debt 3.58  
 Net Debt .88  
 Tax Levy Collected 98.56  
 Tax Levy Cancelled, Abated or Adjusted .36

EXPENDITURES		REVENUES-REALIZED		1973 PROPERTY TAX	
<b>GENERAL GOVERNMENT</b>				<b>STATE EQUALIZED TAX RATE</b> 2.32	
Governing Body & Public Boards		1973 Property Taxes Collected	9,130,681.70	Local District School Taxes	5,727,450.00
Municipal Clerk	9,700.00	1973 Payments in Lieu of Taxes	18,680.34	Regional & Consolidated School Tax	
Financial Administration	28,050.00	Delinquent Tax & Lien Collections	188,311.90	School Taxes in Municipal Budget	
Assessment of Taxes	51,490.00	Business Personalty Replacement Taxes	101,557.85	County Taxes	.36 1,018,627.69
Collection of Taxes	3,020.00	Taxes from Public Utilities	335,098.07	County Library Taxes	
Planning, Housing & Development	1,500.00	Other Miscellaneous Tax Revenues	71,728.72	Local Municipal Purpose Taxes	.86 2,432,149.34
Human Resources	204,000.00	State Aid Revenues	56,000.00	Veteran & Senior Citizen Taxes	.03 86,340.00
Elections		Federal Aid Revenues	10,088,968.30	Total Taxes for Rate Computation	3.27 9,264,567.03
General Administration (other)		State and Local Fiscal Assistance Act Utilized	142,835.15	Special District Taxes	
<b>JUDICIARY</b>	15,025.00	Sale of Acquired Property	44,074.57	Bank Stock Taxes	15,879.74
Municipal Courts		Other Miscellaneous Revenues	10,088,968.30	Added and Omitted Taxes	49,000.91
<b>PUBLIC SAFETY</b>	89,615.00	Other Revenues, Revenue Sharing Tax Effort	279,000.00	Total Taxes Levied - ABSTRACT	9,243,107.68
Fire Protection	647,700.00	REVENUES TOTAL	10,367,968.30	Total Taxes Billed	9,263,862.00
Police Protection	2,700.00			1973 TAXES COLLECTED	9,130,681.70
Civil Defense & Disaster Control	29,165.00			1973 Taxes Cancelled, Abated or Adjusted	33,207.70
Environmental Inspection & Control				Transfer to Tax Title Liens or Foreclosed	2,189.40
Other Public Safety				Balance Outstanding Dec. 31, 1973	97,783.20
<b>PUBLIC WORKS</b>		<b>CAPITAL OUTLAY</b>	<b>TOTAL</b>		
Streets and Drainage	431,215.00	Public Enterprises		<b>PRIOR YEARS TAXES OUTSTANDING</b>	
Sewers and Sewage Processing	303,694.00	Recreation—Culture	4,303.64	Balance January 1, 1973	255,382.27
Garbage and Trash Disposal	465,345.00	Public Works	150,752.22	Collected in 1973	179,324.22
Public Buildings and Grounds	81,490.00	Buildings and Grounds	21,616.55	Cancelled, Abated or Adjusted 1973	75,002.70
Other Public Works		Library and Education		Transfers to Tax Title Liens or Foreclosed	1,055.35
<b>HEALTH and WELFARE</b>		Conservation		Balance December 31, 1973	
Health Services Except Environmental	30,630.00	All Other		<b>TAX TITLE LIENS OUTSTANDING</b>	
Welfare-Public Assistance	3,475.00			Balance January 1, 1973	9,573.02
Hospitals, Clinics, First Aid				Transfers From Taxes	3,391.10
Animal, Insect, & Rodent Control				Redeemed in 1973	8,987.68
Other Welfare Services				Cancelled, Abated or Adjusted (1973)	
<b>RECREATION and CONSERVATION</b>				Transfers to Foreclosed Property	3,976.44
Beaches and Boardwalks				Balance December 31, 1973	
Parks, Playgrounds, Shade Trees	125,171.00			<b>PROPERTY ACQUIRED BY DEED OR FORECLOSURE</b>	
Land Reclamation & Conservation				Balance January 1, 1973	16,700.00
Other Recreational Services	66,280.00			Transfers From Taxes or Liens	
<b>EDUCATION (excluding schools)</b>				Sale for Cash (1973)	
Libraries	112,770.00			Cancelled, Abated or Adjusted (1973)	
Other Educational Services				Balance December 31, 1973	16,700.00
<b>STATUTORY EXPENDITURES</b>				<b>CURRENT FINANCES DECEMBER 31, 1973</b>	
Pensions & F. I. C. A.	161,700.00			<b>ASSETS</b>	
Employee Fringe Benefits	58,050.00			Cash Dec. 31, 1973	668,026.38
Other Statutory Expenditures				Taxes Receivable	97,783.20
<b>MUNICIPAL FUNCTIONS</b>	<b>TOTAL</b>			Tax Title Liens	3,976.44
<b>CAPITAL IMPROVEMENTS</b>	<b>*MEMO*</b>			Foreclosed Property	16,700.00
<b>DEBT SERVICE</b>				Emergencies & Other Deferred Charges	123,385.00
Principal Payments	150,000.00			State Aid Receivable	1,703.00
Interest Payments	81,361.25			Other Receivables	4,161.79
<b>DEFERRED CHARGES</b>				Total	915,435.81
SCHOOL, COUNTY, SPECIAL DISTRICT TAXES	6,746,077.69			<b>LIABILITIES, RESERVES, AND SURPLUS</b>	
RESERVE FOR UNCOLLECTED TAXES	276,824.73			Cash Liabilities	263,702.83
EMERGENCY EMPLOYMENT ACT OF 1971				Reserves for Receivables	122,621.43
<b>EXPENDITURES</b>	<b>TOTAL</b>			Surplus Dec. 31, 1973	529,111.55
	10,250,412.73			Total	915,435.81

0262

Population 1970  
Population 1973  
S & P Rating  
Moody Rating

20  
20

General Tax Rate Per \$100. .73  
State Equalized Tax Rate .68

## TETERBORO BOROUGH — BERGEN COUNTY

Form of Government:

Council-Manager (1973)

Number of Members on Governing Body 5

## PER CAPITA:

Gross Debt  
Net Debt  
Debt Service  
Total Tax Levy  
Municipal Expenditures

2,859.31  
1,152.00

## PER CENT:

Gross Debt  
Net Debt  
Tax Levy Collected  
Tax Levy Cancelled, Abated  
or Adjusted

99.84

EXPENDITURES		REVENUES-REALIZED		1973 PROPERTY TAX	
GENERAL GOVERNMENT				STATE EQUALIZED TAX RATE →	
Governing Body & Public Boards				Local District School Taxes	1,800.00
Municipal Clerk				Regional & Consolidated School Tax	
Financial Administration	2,750.00	1973 Property Taxes Collected		School Taxes in Municipal Budget	
Assessment of Taxes	4,275.00	1973 Payments in Lieu of Taxes		County Taxes	.49 328,264.73
Collection of Taxes	2,280.00	Delinquent Tax & Lien Collections		County Library Taxes	
Planning, Housing & Development		Business Personalty Replacement Taxes		Local Municipal Purpose Taxes	.19 124,103.49
Human Resources		Taxes from Public Utilities		Veteran & Senior Citizen Taxes	
Elections	250.00	Other Miscellaneous Tax Revenues		Total Taxes for Rate Computation	.68 454,168.22
General Administration (other)	57,540.00	State Aid Revenues		Special District Taxes	
JUDICIARY		Federal Aid Revenues		Bank Stock Taxes	1,740.51
Municipal Courts	6,325.00	State and Local Fiscal Assistance Act Utilized		Added and Omitted Taxes	1,277.50
PUBLIC SAFETY		Sale of Acquired Property		Total Taxes Levied - ABSTRACT	457,186.23
Fire Protection	16,750.00	Other Miscellaneous Revenues		Total Taxes Billed	463,448.23
Police Protection	56,055.00	Other Revenues, Revenue Sharing Tax Effort		1973 TAXES COLLECTED	462,702.73
Civil Defense & Disaster Control		Total		1973 Taxes Cancelled, Abated or Adjusted	
Environmental Inspection & Control		Prior Years Surplus Appropriated		Transfer to Tax Title Liens or Foreclosed	
Other Public Safety		TOTAL		Balance Outstanding Dec. 31, 1973	745.50
PUBLIC WORKS		CAPITAL OUTLAY		PRIOR YEARS TAXES OUTSTANDING	
Streets and Drainage	43,330.00	Public Enterprises		Balance January 1, 1973	367.42
Sewers and Sewage Processing	47,200.00	Recreation—Culture		Collected in 1973	
Garbage and Trash Disposal	1,280.00	Public Works		Cancelled, Abated or Adjusted 1973	
Public Buildings and Grounds	24,225.00	Buildings and Grounds		Transfers to Tax Title Liens or Foreclosed	
Other Public Works	75,000.00	Library and Education		Balance December 31, 1973	367.42
HEALTH and WELFARE		Conservation		TAX TITLE LIENS OUTSTANDING	
Health Services Except Environmental	3,175.00	All Other		Balance January 1, 1973	
Welfare-Public Assistance	1.00	CAPITAL DEBT AUTHORIZED, DECEMBER 31, 1973		Transfers From Taxes	
Hospitals, Clinics, First Aid	52,500.00	ISSUED AND UNISSUED		Redeemed in 1973	
Animal, Insect, & Rodent Control		GROSS DEBT		Cancelled, Abated or Adjusted (1973)	
Other Welfare Services		NET DEBT		Transfers to Foreclosed Property	
RECREATION and CONSERVATION				Balance December 31, 1973	
Beaches and Boardwalks				PROPERTY ACQUIRED BY DEED OR	
Parks, Playgrounds, Shade Trees				FORECLOSURE	
Land Reclamation & Conservation				Balance January 1, 1973	
Other Recreational Services				Transfers From Taxes or Liens	
EDUCATION (excluding schools)				Sale for Cash (1973)	
Libraries				Cancelled, Abated or Adjusted (1973)	
Other Educational Services				Balance December 31, 1973	
STATUTORY EXPENDITURES				CURRENT FINANCES DECEMBER 31, 1973	
*Pensions & F. I. C. A.	16,000.00			ASSETS	
Employee Fringe Benefits	9,500.00			Cash Dec. 31, 1973	368,610.08
Other Statutory Expenditures				Taxes Receivable	1,112.92
MUNICIPAL FUNCTIONS				Tax Title Liens	
CAPITAL IMPROVEMENTS	82,000.00			Foreclosed Property	
DEBT SERVICE				Emergencies & Other Deferred Charges	
Principal Payments				State Aid Receivable	26,452.30
Interest Payments				Other Receivables	38,598.22
DEFERRED CHARGES				Total	434,773.52
SCHOOL, COUNTY, SPECIAL DISTRICT TAXES	330,064.73			LIABILITIES, RESERVES, AND SURPLUS	
RESERVE FOR UNCOLLECTED TAXES	4,604.00			Cash Liabilities	150,893.72
EMERGENCY EMPLOYMENT ACT OF 1971				Reserves for Receivables	39,711.14
EXPENDITURES				Surplus Dec. 31, 1973	244,168.66
TOTAL	753,104.73			Total	434,773.52

1024

Population 1970 2,980  
 Population 1973 3,185  
 S & P Rating  
 Moody Rating

General Tax Rate Per \$100. 3.41  
 State Equalized Tax Rate 2.65

TEWKSBURY TOWNSHIP — HUNTERDON CO.  
 Form of Government:  
 Township Committee  
 Number of Members on Governing Body 3

PER CAPITA: 1,160.58 PER CENT: 5.81  
 Gross Debt  
 Net Debt 92.94  
 Debt Service  
 Total Tax Levy 618.00  
 Municipal Expenditures 184.48  
 Tax Levy Collected  
 Tax Levy Cancelled, Abated or Adjusted 1.43

EXPENDITURES		REVENUES-REALIZED		1973 PROPERTY TAX	
<b>GENERAL GOVERNMENT</b>				STATE EQUALIZED TAX RATE — .35	
Governing Body & Public Boards		1973 Property Taxes Collected	1,831,315.94	Local District School Taxes	694,205.00
Municipal Clerk		1973 Payments in Lieu of Taxes		Regional & Consolidated School Tax	708,781.96
Financial Administration	6,700.00	Delinquent Tax & Lien Collections	102,608.79	School Taxes in Municipal Budget	
Assessment of Taxes	23,700.00	Business Personalty Replacement Taxes	46,743.87	County Taxes	313,271.25
Collection of Taxes	7,020.00	Taxes from Public Utilities	90,505.88	County Library Taxes	16,082.57
Planning, Housing & Development	8,350.00	Other Miscellaneous Tax Revenues		Local Municipal Purpose Taxes	156,501.62
Human Resources		State Aid Revenues	23,442.82	Veteran & Senior Citizen Taxes	15,380.00
Elections		Federal Aid Revenues		Total Taxes for Rate Computation	1,944,222.40
General Administration (other)	69,969.00	State and Local Fiscal Assistance Act Utilized	8,894.00	Special District Taxes	
<b>JUDICIARY</b>		Sale of Acquired Property		Bank Stock Taxes	1,330.55
Municipal Courts	2,200.00	Other Miscellaneous Revenues	55,564.01	Added and Omitted Taxes	38,156.90
<b>PUBLIC SAFETY</b>		Other Revenues, Revenue Sharing Tax Effort	27,045.45	Total Taxes Levied - ABSTRACT	1,968,329.85
Fire Protection	10,000.00	Total	2,186,120.76	Total Taxes Billed	1,970,413.75
Police Protection	46,470.00	Prior Years Surplus Appropriated	182,000.00	1973 TAXES COLLECTED	1,831,315.94
Civil Defense & Disaster Control	100.00	REVENUES TOTAL	2,368,120.76	1973 Taxes Cancelled, Abated or Adjusted	28,169.41
Environmental Inspection & Control	7,000.00	CAPITAL OUTLAY TOTAL	4,165.00	Transfer to Tax Title Liens or Foreclosed	3,133.79
Other Public Safety				Balance Outstanding Dec. 31, 1973	107,794.61
<b>PUBLIC WORKS</b>				<b>PRIOR YEARS TAXES OUTSTANDING</b>	
Streets and Drainage	109,827.78	Public Enterprises		Balance January 1, 1973	143,543.50
Sewers and Sewage Processing	500.00	Recreation—Culture		Collected in 1973	101,665.39
Garbage and Trash Disposal	2,025.00	Public Works	4,165.00	Cancelled, Abated or Adjusted 1973	574.35
Public Buildings and Grounds	49,500.00	Buildings and Grounds		Transfers to Tax Title Liens or Foreclosed	1,276.73
Other Public Works		Library and Education		Balance December 31, 1973	40,027.03
<b>HEALTH and WELFARE</b>		Conservation		<b>TAX TITLE LIENS OUTSTANDING</b>	
Health Services Except Environmental	3,150.00	All Other		Balance January 1, 1973	5,790.59
Welfare-Public Assistance	1,900.00	CAPITAL DEBT AUTHORIZED, DECEMBER 31, 1973		Transfers From Taxes	4,623.42
Hospitals, Clinics, First Aid		ISSUED AND UNISSUED		Redeemed in 1973	943.40
Animal, Insect, & Rodent Control	947.10	School	3,696,435	Cancelled, Abated or Adjusted (1973)	
Other Welfare Services		Self-Liquidating		Transfers to Foreclosed Property	
<b>RECREATION and CONSERVATION</b>		Other		Balance December 31, 1973	9,470.61
Beaches and Boardwalks		Total	3,696,435	<b>PROPERTY ACQUIRED BY DEED OR FORECLOSURE</b>	
Parks, Playgrounds, Shade Trees		ISSUED AND OUTSTANDING		Balance January 1, 1973	
Land Reclamation & Conservation	3,800.00	School	1,239,700.45	Transfers From Taxes or Liens	
Other Recreational Services		Self-Liquidating		Sale for Cash (1973)	
<b>EDUCATION (excluding schools)</b>		Other		Cancelled, Abated or Adjusted (1973)	
Libraries		Total	1,239,700.45	Balance December 31, 1973	
Other Educational Services		EQUALIZED VALUATION BASIS		<b>CURRENT FINANCES DECEMBER 31, 1973</b>	
<b>STATUTORY EXPENDITURES</b>		FOR NET DEBT COMPUTATION	63,601,446.33	<b>ASSETS</b>	
Pensions & F. I. C. A.	11,750.00	REAL PROPERTY VALUATIONS		Cash Dec. 31, 1973	993,346.90
Employee Fringe Benefits	4,300.00	Code Class # of Parcels % VAL'N		Taxes Receivable	147,821.64
Other Statutory Expenditures		1 Vacant Land 390 9.79	5,502,100.00	Tax Title Liens	9,470.61
<b>MUNICIPAL FUNCTIONS</b>		2 Residential 874 65.84	37,014,200.00	Foreclosed Property	
CAPITAL IMPROVEMENTS	85,894.00	3 Farm 432 18.78	10,554,600.00	Emergencies & Other Deferred Charges	3,747.10
<b>DEBT SERVICE</b>		4a Commercial 89 3.88	2,181,700.00	State Aid Receivable	16,000.00
Principal Payments		4b Industrial 2 1.71	964,100.00	Other Receivables	2,211.00
Interest Payments		Total 1787	56,216,700.00	Total	1,172,597.25
<b>DEFERRED CHARGES</b>		Land Area 31.80 Sq. Miles		<b>LIABILITIES, RESERVES, AND SURPLUS</b>	
SCHOOL, COUNTY, SPECIAL DISTRICT TAXES	1,732,340.78	Net Valuation Taxable-Municipal	57,071,773.00	Cash Liabilities	144,034.40
RESERVE FOR UNCOLLECTED TAXES	198,250.21	Net Valuation Taxable-County	68,645,906.00	Reserves for Receivables	159,503.25
EMERGENCY EMPLOYMENT ACT OF 1971		State Equalized Valuation	72,983,249.00	Surplus Dec. 31, 1973	869,059.60
<b>EXPENDITURES</b>		State Equalization Ratio	77.94	Total	1,172,597.25
TOTAL	2,319,924.87				

1612

Population 1970 11,595  
 Population 1973 11,770  
 S & P Rating A  
 Moody Rating BAA-1

General Tax Rate Per \$100 2.60  
 State Equalized Tax Rate 2.39

TOTOWA BOROUGH — PASSAIC COUNTY  
 Form of Government:  
 Borough Council  
 Number of Members on Governing Body 6

PER CAPITA: 368.95  
 Gross Debt 205.91  
 Net Debt 14.56  
 Debt Service 384.00  
 Total Tax Levy 137.13  
 Municipal Expenditures

PER CENT: 2.55  
 Gross Debt 1.43  
 Net Debt 98.27  
 Tax Levy Collected  
 Tax Levy Cancelled, Abated or Adjusted .30

EXPENDITURES		REVENUES-REALIZED		1973 PROPERTY TAX	
<b>GENERAL GOVERNMENT</b>				<b>STATE EQUALIZED TAX RATE</b>	
Governing Body & Public Boards	5,325.00	1973 Property Taxes Collected		Local District School Taxes	1,250,933.00
Municipal Clerk		1973 Payments in Lieu of Taxes		Regional & Consolidated School Tax	1,359,895.82
Financial Administration	15,239.00	Delinquent Tax & Lien Collections		School Taxes in Municipal Budget	
Assessment of Taxes	16,908.00	Business Personalty Replacement Taxes		County Taxes	1,102,758.93
Collection of Taxes	20,710.00	Taxes from Public Utilities		County Library Taxes	
Planning, Housing & Development	5,390.00	Other Miscellaneous Tax Revenues		Local Municipal Purpose Taxes	766,959.25
Human Resources		State Aid Revenues		Veteran & Senior Citizen Taxes	86,490.00
Elections	1,750.00	Federal Aid Revenues		Total Taxes for Rate Computation	4,567,037.00
General Administration (other)	102,445.00	State and Local Fiscal Assistance Act Utilized		Special District Taxes	
<b>JUDICIARY</b>		Sale of Acquired Property		Bank Stock Taxes	20,715.16
Municipal Courts	10,650.00	Other Miscellaneous Revenues		Added and Omitted Taxes	18,474.13
<b>PUBLIC SAFETY</b>		Other Revenues, Revenue Sharing Tax Effort		Total Taxes Levied - ABSTRACT	4,519,736.29
Fire Protection	38,007.50	Total		Total Taxes Billed	4,535,597.09
Police Protection	304,798.00	Prior Years Surplus Appropriated		1973 TAXES COLLECTED	4,457,165.68
Civil Defense & Disaster Control	3,160.00	REVENUES		1973 Taxes Cancelled, Abated or Adjusted	13,829.40
Environmental Inspection & Control	5,125.00	CAPITAL OUTLAY		Transfer to Tax Title Liens or Foreclosed	873.99
Other Public Safety		TOTAL		Balance Outstanding Dec. 31, 1973	63,728.02
<b>PUBLIC WORKS</b>				<b>PRIOR YEARS TAXES OUTSTANDING</b>	
Streets and Drainage	209,824.00	Public Enterprises		Balance January 1, 1973	71,950.74
Sewers and Sewage Processing	140,582.00	Recreation—Culture		Collected in 1973	51,578.50
Garbage and Trash Disposal	157,977.50	Public Works		Cancelled, Abated or Adjusted 1973	5,547.04
Public Buildings and Grounds	28,921.00	Buildings and Grounds		Transfers to Tax Title Liens or Foreclosed	
Other Public Works	13,500.00	Library and Education		Balance December 31, 1973	14,825.20
<b>HEALTH and WELFARE</b>		Conservation		<b>TAX TITLE LIENS OUTSTANDING</b>	
Health Services Except Environmental	18,225.00	All Other		Balance January 1, 1973	920.23
Welfare-Public Assistance	2,875.00	CAPITAL DEBT AUTHORIZED, DECEMBER 31, 1973		Transfers From Taxes	1,050.99
Hospitals, Clinics, First Aid		ISSUED AND UNISSUED		Redeemed in 1973	
Animal, Insect, & Rodent Control		GROSS DEBT		Cancelled, Abated or Adjusted (1973)	
Other Welfare Services		NET DEBT		Transfers to Foreclosed Property	
<b>RECREATION and CONSERVATION</b>		SCHOOL		Balance December 31, 1973	1,971.22
Beaches and Boardwalks		Self-Liquidating		<b>PROPERTY ACQUIRED BY DEED OR FORECLOSURE</b>	
Parks, Playgrounds, Shade Trees	30,250.00	Other		Balance January 1, 1973	58,900.00
Land Reclamation & Conservation		Total		Transfers From Taxes or Liens	
Other Recreational Services	3,900.00	ISSUED AND OUTSTANDING		Sale for Cash (1973)	34,000.00
<b>EDUCATION (excluding schools)</b>		SCHOOL		Cancelled, Abated or Adjusted (1973)	
Libraries	58,000.00	Self-Liquidating		Balance December 31, 1973	24,900.00
Other Educational Services		Other		<b>CURRENT FINANCES DECEMBER 31, 1973</b>	
<b>STATUTORY EXPENDITURES</b>		Total		<b>ASSETS</b>	
Pensions & F. I. C. A.	64,334.73	EQUALIZED VALUATION BASIS		Cash Dec. 31, 1973	1,705,511.09
Employee Fringe Benefits	27,650.00	FOR NET DEBT COMPUTATION		Taxes Receivable	78,553.22
Other Statutory Expenditures		REAL PROPERTY VALUATIONS		Tax Title Liens	1,971.22
<b>MUNICIPAL FUNCTIONS</b>		Code Class # of Parcels % VAL'N		Foreclosed Property	24,900.00
CAPITAL IMPROVEMENTS	137,000.00	ASSESSED VALUATION		Emergencies & Other Deferred Charges	16,502.71
<b>DEBT SERVICE</b>		1 Vacant Land 179 4.74		State Aid Receivable	63,207.47
Principal Payments	95,000.00	2 Residential 2753 46.43		Other Receivables	62,651.97
Interest Payments	76,409.50	3 Farm 1		Total	1,953,297.68
<b>DEFERRED CHARGES</b>		4a Commercial 137 26.89		<b>LIABILITIES, RESERVES, AND SURPLUS</b>	
SCHOOL, COUNTY, SPECIAL DISTRICT TAXES	42,359.79	4b Industrial 52 20.79		Cash Liabilities	1,493,646.62
RESERVE FOR UNCOLLECTED TAXES	3,713,587.75	4c Apartments 7 1.14		Reserves for Receivables	168,076.41
EMERGENCY EMPLOYMENT ACT OF 1971	90,215.25	Total 3129		Surplus Dec. 31, 1973	291,574.65
<b>EXPENDITURES</b>		Land Area 4.00 Sq. Miles		Total	1,953,297.68
TOTAL	5,327,656.20	Net Valuation Taxable-Municipal			
		Net Valuation Taxable-County			
		State Equalized Valuation			
		State Equalization Ratio			

1111

Population 1970 **104,945**  
 Population 1973 **106,230**  
 S & P Rating **A**  
 Moody Rating **AA**

General Tax Rate Per \$100. **7.34**  
 State Equalized Tax Rate **6.49**

**TRENTON CITY — MERCER COUNTY**  
 Form of Government:  
 Mayor-Council Plan C (OMCL50)  
 Number of Members on Governing Body 7

PER CAPITA:		PER CENT:	
Gross Debt	<b>267.97</b>	Gross Debt	<b>7.70</b>
Net Debt	<b>104.12</b>	Net Debt	<b>2.99</b>
Debt Service	<b>20.34</b>	Tax Levy Collected	<b>91.80</b>
Total Tax Levy	<b>246.37</b>	Tax Levy Cancelled, Abated or Adjusted	<b>.78</b>
Municipal Expenditures	<b>304.56</b>		

EXPENDITURES		REVENUES-REALIZED		1973 PROPERTY TAX	
<b>GENERAL GOVERNMENT</b>				<b>STATE EQUALIZED TAX RATE</b>	
Governing Body & Public Boards	110,259.00	1973 Property Taxes Collected	24,013,987.68	Local District School Taxes	2.56 10,413,088.00
Municipal Clerk	98,746.00	1973 Payments in Lieu of Taxes	197,290.50	Regional & Consolidated School Tax	
Financial Administration	142,844.00	Delinquent Tax & Lien Collections	1,515,168.01	School Taxes in Municipal Budget	.07 278,433.00
Assessment of Taxes	95,666.00	Business Personalty. Replacement Taxes	2,881,967.08	County Taxes	1.00 4,052,010.15
Collection of Taxes	107,291.00	Taxes from Public Utilities	1,733,054.28	County Library Taxes	
Planning, Housing & Development	2,391,790.62	Other Miscellaneous Tax Revenues	45,626.88	Local Municipal Purpose Taxes	2.75 11,183,872.65
Human Resources	997,637.50	State Aid Revenues	4,931,295.37	Veteran & Senior Citizen Taxes	.12 498,100.00
Elections	11,601.00	Federal Aid Revenues	4,761,735.66	Total Taxes for Rate Computation	6.50 26,425,503.80
General Administration (other)	1,323,963.00	State and Local Fiscal Assistance Act Utilized	2,094,205.00	Special District Taxes	
<b>JUDICIARY</b>		Sale of Acquired Property	102,312.00	Bank Stock Taxes	136,989.76
Municipal Courts	139,624.00	Other Miscellaneous Revenues	1,658,585.78	Added and Omitted Taxes	107,082.17
<b>PUBLIC SAFETY</b>		Other Revenues, Revenue Sharing Tax Effort	703,687.00	Total Taxes Levied - ABSTRACT	26,171,475.73
Fire Protection	4,040,941.00	Total	44,638,915.24	Total Taxes Billed	24,013,987.68
Police Protection	5,907,916.24	Prior Years Surplus Appropriated	1,500,000.00	1973 TAXES COLLECTED	
Civil Defense & Disaster Control	56,403.00	REVENUES TOTAL	46,138,915.24	1973 Taxes Cancelled, Abated or Adjusted	204,492.75
Environmental Inspection & Control	909,068.00	CAPITAL OUTLAY TOTAL	2,285,475.55	Transfer to Tax Title Liens or Foreclosed	461,550.86
Other Public Safety	18,377.00			Balance Outstanding Dec. 31, 1973	1,479,102.66
<b>PUBLIC WORKS</b>		Public Enterprises	749,861.98	<b>PRIOR YEARS TAXES OUTSTANDING</b>	
Streets and Drainage	1,224,085.00	Recreation—Culture	47,751.84	Balance January 1, 1973	1,770,433.99
Sewers and Sewage Processing	644,074.21	Public Works	362,157.45	Collected in 1973	1,194,652.78
Garbage and Trash Disposal	905,566.00	Buildings and Grounds	1,125,704.28	Cancelled, Abated or Adjusted 1973	279,417.52
Public Buildings and Grounds	557,859.00	Library and Education		Transfers to Tax Title Liens or Foreclosed	186,988.32
Other Public Works	5,000.00	Conservation		Balance December 31, 1973	109,375.37
<b>HEALTH and WELFARE</b>		All Other		<b>TAX TITLE LIENS OUTSTANDING</b>	
Health Services Except Environmental	1,246,912.08			Balance January 1, 1973	1,402,388.03
Welfare-Public Assistance	432,894.00			Transfers From Taxes	470,053.43
Hospitals, Clinics, First Aid				Redeemed in 1973	320,515.23
Animal, Insect, & Rodent Control	215,269.00			Cancelled, Abated or Adjusted (1973)	38,060.51
Other Welfare Services				Transfers to Foreclosed Property	124,894.52
<b>RECREATION and CONSERVATION</b>				Balance December 31, 1973	1,388,971.20
Beaches and Boardwalks				<b>PROPERTY ACQUIRED BY DEED OR FORECLOSURE</b>	
Parks, Playgrounds, Shade Trees	327,023.00			Balance January 1, 1973	837,743.37
Land Reclamation & Conservation				Transfers From Taxes or Liens	166,281.63
Other Recreational Services	619,128.00			Sale for Cash (1973)	102,312.00
<b>EDUCATION (excluding schools)</b>				Cancelled, Abated or Adjusted (1973)	157,998.00
Libraries	582,573.00			Balance December 31, 1973	743,715.00
Other Educational Services	178,447.25			<b>CURRENT FINANCES DECEMBER 31, 1973</b>	
<b>STATUTORY EXPENDITURES</b>				<b>ASSETS</b>	
Pensions & F. I. C. A.	2,236,353.00			Cash Dec. 31, 1973	4,678,663.17
Employee Fringe Benefits	451,616.00			Taxes Receivable	1,588,478.03
Other Statutory Expenditures				Tax Title Liens	1,388,971.26
<b>MUNICIPAL FUNCTIONS</b>				Foreclosed Property	743,715.00
CAPITAL IMPROVEMENTS	80,000.00			Emergencies & Other Deferred Charges	377,638.74
<b>DEBT SERVICE</b>				State Aid Receivable	
Principal Payments	1,398,000.00			Other Receivables	339,631.54
Interest Payments	762,361.00			Total	9,117,097.74
<b>TYPE I SCHL DEBT *MEMO</b>				<b>LIABILITIES, RESERVES, AND SURPLUS</b>	
DEFERRED CHARGES	71,328.68			Cash Liabilities	2,362,074.50
SCHOOL, COUNTY, SPECIAL DISTRICT TAXES	14,743,531.15			Reserves for Receivables	4,060,795.83
RESERVE FOR UNCOLLECTED TAXES	2,518,012.66			Surplus Dec. 31, 1973	2,694,227.41
EMERGENCY EMPLOYMENT ACT OF 1971	1,624,299.00			Total	9,117,097.74
<b>EXPENDITURES TOTAL</b>	<b>47,096,459.39</b>				

1971/3000

\* ABOVE DEBT SERVICE INCLUDES TYPE I SCHOOL DEBT

1532

Population 1970 1,930  
 Population 1973 2,070  
 S & P Rating  
 Moody Rating

General Tax Rate Per \$100. 3.88  
 State Equalized Tax Rate 3.31

TUCKERTON BOROUGH — OCEAN COUNTY  
 Form of Government:  
 Borough Council  
 Number of Members on Governing Body 6

PER CAPITA: 27.15  
 Gross Debt 7.83  
 Net Debt .07  
 Debt Service 380.72  
 Total Tax Levy 187.15  
 Municipal Expenditures

PER CENT: .31  
 Gross Debt .09  
 Net Debt 88.62  
 Tax Levy Collected  
 Tax Levy Cancelled, Abated or Adjusted

EXPENDITURES		REVENUES-REALIZED		1973 PROPERTY TAX	
GENERAL GOVERNMENT				STATE EQUALIZED TAX RATE 2.42	573,884.00
Governing Body & Public Boards		1973 Property Taxes Collected	698,386.88	Local District School Taxes	
Municipal Clerk		1973 Payments in Lieu of Taxes		Regional & Consolidated School Tax	
Financial Administration	3,000.00	Delinquent Tax & Lien Collections	74,666.28	School Taxes in Municipal Budget	
Assessment of Taxes	4,100.00	Business Personalty Replacement Taxes	9,411.79	County Taxes	.41 96,180.15
Collection of Taxes	7,150.00	Taxes from Public Utilities	15,712.22	County Library Taxes	.02 4,432.06
Planning, Housing & Development	15,060.00	Other Miscellaneous Tax Revenues		Local Municipal Purpose Taxes	.39 91,434.61
Human Resources		State Aid Revenues	17,293.58	Veteran & Senior Citizen Taxes	.07 17,680.00
Elections		Federal Aid Revenues	32,162.66	Total Taxes for Rate Computation	3.31 783,610.82
General Administration (other)	26,576.00	State and Local Fiscal Assistance Act Utilized	25,656.00	Special District Taxes	
JUDICIARY		Sale of Acquired Property		Bank Stock Taxes	2,965.39
Municipal Courts	6,500.00	Other Miscellaneous Revenues	32,570.31	Added and Omitted Taxes	19,187.87
PUBLIC SAFETY		Other Revenues, Revenue Sharing Tax Effort	25,929.25	Total Taxes Levied - ABSTRACT	788,084.08
Fire Protection	9,700.00	Total	991,738.97	Total Taxes Billed	788,084.08
Police Protection	57,000.00	Prior Years Surplus Appropriated	70,000.00	1973 TAXES COLLECTED	698,386.88
Civil Defense & Disaster Control	500.00	REVENUES TOTAL	1,061,788.97	1973 Taxes Cancelled, Abated or Adjusted	
Environmental Inspection & Control	3,335.00			Transfer to Tax Title Liens or Foreclosed	
Other Public Safety		CAPITAL OUTLAY TOTAL		Balance Outstanding Dec. 31, 1973	89,697.20
PUBLIC WORKS				PRIOR YEARS TAXES OUTSTANDING	
Streets and Drainage	38,329.00	Public Enterprises		Balance January 1, 1973	75,077.32
Sewers and Sewage Processing		Recreation—Culture		Collected in 1973	66,493.54
Garbage and Trash Disposal	39,610.00	Public Works		Cancelled, Abated or Adjusted 1973	
Public Buildings and Grounds	6,255.00	Buildings and Grounds		Transfers to Tax Title Liens or Foreclosed	
Other Public Works		Library and Education		Balance December 31, 1973	8,583.78
HEALTH and WELFARE		Conservation		TAX TITLE LIENS OUTSTANDING	
Health Services Except Environmental	1,000.00	All Other		Balance January 1, 1973	34,348.00
Welfare-Public Assistance	1,555.00			Transfers From Taxes	
Hospitals, Clinics, First Aid	1,000.00	CAPITAL DEBT AUTHORIZED, DECEMBER 31, 1973		Redeemed in 1973	8,172.74
Animal, Insect, & Rodent Control	2,005.00	ISSUED AND UNISSUED GROSS DEBT NET DEBT		Cancelled, Abated or Adjusted (1973)	
Other Welfare Services		School 40,000		Transfers to Foreclosed Property	
RECREATION and CONSERVATION		Self-liquidating 16,210	16,210	Balance December 31, 1973	26,175.26
Beaches and Boardwalks		Other 56,210	16,210	PROPERTY ACQUIRED BY DEED OR	
Parks, Playgrounds, Shade Trees		Total		FORECLOSURE	
Land Reclamation & Conservation				Balance January 1, 1973	242,810.00
Other Recreational Services	1,400.00	ISSUED AND OUTSTANDING		Transfers From Taxes or Liens	
EDUCATION (excluding schools)		School 40,000.00		Sale for Cash (1973)	
Libraries	1,400.00	Self-Liquidating		Cancelled, Abated or Adjusted (1973)	
Other Educational Services		Other		Balance December 31, 1973	242,810.00
STATUTORY EXPENDITURES		Total	40,000.00	CURRENT FINANCES DECEMBER 31, 1973	
Pensions & F. I. C. A.	8,600.00	EQUALIZED VALUATION BASIS		ASSETS	
Employee Fringe Benefits		FOR NET DEBT COMPUTATION	18,049,688.33	Cash Dec. 31, 1973	556,446.08
Other Statutory Expenditures		REAL PROPERTY VALUATIONS		Taxes Receivable	98,280.98
MUNICIPAL FUNCTIONS TOTAL 234,075.00		Code Class # of Parcels % VAL'N ASSESSED VALUATION		Tax Title Liens	26,175.26
CAPITAL IMPROVEMENTS *MEMO* 21,052.00		1 Vacant Land 416 8.86 1,716,600.00		Foreclosed Property	242,810.00
DEBT SERVICE		2 Residential 1188 74.41 14,417,200.00		Emergencies & Other Deferred Charges	15,900.00
Principal Payments		3 Farm		State Aid Receivable	8,874.61
Interest Payments	148.00	4a Commercial 92 13.31 2,579,600.00		Other Receivables	30,921.82
DEFERRED CHARGES	9,000.00	4b Industrial		Total	979,408.75
SCHOOL, COUNTY, SPECIAL DISTRICT TAXES	674,496.21	4c Apartments 1 3.42 662,650.00		LIABILITIES, RESERVES, AND SURPLUS	
RESERVE FOR UNCOLLECTED TAXES	111,900.00	Total 1697 19,376,050.00		Cash Liabilities	424,205.20
EMERGENCY EMPLOYMENT ACT OF 1971	32,281.00	Land Area 3.70 Sq. Miles		Reserves for Receivables	398,188.06
EXPENDITURES TOTAL 1,061,900.21		Net Valuation Taxable-Municipal	20,237,287.00	Surplus Dec. 31, 1973	157,015.49
		Net Valuation Taxable-County	19,781,561.00	Total	979,408.75
		State Equalized Valuation	23,568,433.00		
		State Equalization Ratio	85.33		

0910

Population 1970 57,630  
 Population 1973 57,815  
 S & P Rating BBB  
 Moody Rating BAA

General Tax Rate Per \$100. 10.67  
 State Equalized Tax Rate 5.80

## UNION CITY — HUDSON COUNTY

Form of Government:

Commission (1911)

Number of Members on Governing Body 5

PER CAPITA:

Gross Debt 201.01  
 Net Debt 63.07  
 Debt Service 17.05  
 Total Tax Levy 272.95  
 Municipal Expenditures 206.87

PER CENT:

Gross Debt 5.13  
 Net Debt 1.61  
 Tax Levy Collected 95.01  
 Tax Levy Cancelled, Abated or Adjusted .68

EXPENDITURES		REVENUES-REALIZED		1973 PROPERTY TAX	
<b>GENERAL GOVERNMENT</b>				<b>STATE EQUALIZED TAX RATE</b>	
Governing Body & Public Boards	75,500.00	1973 Property Taxes Collected	14,993,085.34	Local District School Taxes	2.57 6,996,557.50
Municipal Clerk	34,490.00	1973 Payments in Lieu of Taxes	158,078.58	Regional & Consolidated School Tax	
Financial Administration	103,200.00	Delinquent Tax & Lien Collections	524,455.57	School Taxes in Municipal Budget	.06 167,493.50
Assessment of Taxes	73,700.00	Business Personalty Replacement Taxes	888,409.77	County Taxes	1.08 2,932,237.78
Collection of Taxes	59,450.00	Taxes from Public Utilities	535,759.87	County Library Taxes	
Planning, Housing & Development	72,800.96	Other Miscellaneous Tax Revenues	7,470.99	Local Municipal Purpose Taxes	2.05 5,599,853.71
Human Resources	255,095.92	State Aid Revenues	1,666,841.31	Veteran & Senior Citizen Taxes	.04 102,670.00
Elections	11,350.00	Federal Aid Revenues	236,128.06	Total Taxes for Rate Computation	5.80 15,798,812.49
General Administration (other)	403,200.00	State and Local Fiscal Assistance Act Utilized	1,138,160.00	Special District Taxes	
<b>JUDICIARY</b>		Sale of Acquired Property		Bank Stock Taxes	60,142.19
Municipal Courts	114,600.00	Other Miscellaneous Revenues	722,306.03	Added and Omitted Taxes	24,036.28
<b>PUBLIC SAFETY</b>		Other Revenues, Revenue Sharing Tax Effort	252,358.94	Total Taxes Levied - ABSTRACT	15,780,320.96
Fire Protection	1,922,090.00	Total	21,173,054.86	Total Taxes Billed	15,781,039.22
Police Protection	2,150,767.78	Prior Years Surplus Appropriated	450,000.00	1973 TAXES COLLECTED	14,993,085.34
Civil Defense & Disaster Control	7,700.00	REVENUES TOTAL	21,623,054.86	1973 Taxes Cancelled, Abated or Adjusted	106,821.91
Environmental Inspection & Control	50,500.00	CAPITAL OUTLAY TOTAL	1,736,100.90	Transfer to Tax Title Liens or Foreclosed	122,599.47
Other Public Safety				Balance Outstanding Dec. 31, 1973	558,532.50
<b>PUBLIC WORKS</b>				PRIOR YEARS TAXES OUTSTANDING	
Streets and Drainage	1,115,683.31	Public Enterprises		Balance January 1, 1973	529,990.05
Sewers and Sewage Processing	211,361.32	Recreation—Culture	61,456.59	Collected in 1973	429,533.70
Garbage and Trash Disposal	604,800.00	Public Works	642,910.21	Cancelled, Abated or Adjusted 1973	7,980.47
Public Buildings and Grounds	220,550.00	Buildings and Grounds		Transfers to Tax Title Liens or Foreclosed	20,596.08
Other Public Works	22,000.00	Library and Education	1,081,734.10	Balance December 31, 1973	71,879.80
<b>HEALTH and WELFARE</b>		Conservation		TAX TITLE LIENS OUTSTANDING	
Health Services Except Environmental	410,507.00	All Other		Balance January 1, 1973	574,253.10
Welfare-Public Assistance	151,950.00			Transfers From Taxes	146,526.82
Hospitals, Clinics, First Aid				Redeemed in 1973	94,922.27
Animal, Insect, & Rodent Control				Cancelled, Abated or Adjusted (1973)	
Other Welfare Services				Transfers to Foreclosed Property	484,536.68
<b>RECREATION and CONSERVATION</b>				Balance December 31, 1973	141,320.97
Beaches and Boardwalks				PROPERTY ACQUIRED BY DEED OR FORECLOSURE	
Parks, Playgrounds, Shade Trees	277,700.00			Balance January 1, 1973	276,363.32
Land Reclamation & Conservation				Transfers From Taxes or Liens	484,536.68
Other Recreational Services	23,500.00			Sale for Cash (1973)	
<b>EDUCATION (excluding schools)</b>				Cancelled, Abated or Adjusted (1973)	
Libraries	119,583.00			Balance December 31, 1973	760,900.00
Other Educational Services				CURRENT FINANCES DECEMBER 31, 1973	
<b>STATUTORY EXPENDITURES</b>				ASSETS	
Pensions & F. I. C. A.	939,472.00			Cash Dec. 31, 1973	2,251,248.48
Employee Fringe Benefits	283,000.00			Taxes Receivable	630,412.30
Other Statutory Expenditures				Tax Title Liens	141,320.97
<b>MUNICIPAL FUNCTIONS</b>				Foreclosed Property	760,500.00
CAPITAL IMPROVEMENTS *MEMO*	266,482.00			Emergencies & Other Deferred Charges	263,051.12
<b>DEBT SERVICE</b>				State Aid Receivable	85,214.78
Principal Payments	527,900.00			Other Receivables	36,900.53
Interest Payments	458,079.82			Total	4,169,048.18
<b>TYPE I SCHL DEBT *MEMO*</b>				LIABILITIES, RESERVES, AND SURPLUS	
DEFERRED CHARGES	246,048.18			Cash Liabilities	1,276,571.51
SCHOOL, COUNTY, SPECIAL DISTRICT TAXES	10,096,288.78			Reserves for Receivables	1,565,533.80
RESERVE FOR UNCOLLECTED TAXES	817,829.31			Surplus Dec. 31, 1973	1,322,942.87
EMERGENCY EMPLOYMENT ACT OF 1971	220,000.00			Total	4,169,048.18
<b>EXPENDITURES TOTAL</b>	22,056,623.38				

1971/3000

\* ABOVE DEBT SERVICE INCLUDES TYPE I SCHOOL DEBT

1025

Population 1970 2,355  
 Population 1973 2,700  
 S & P Rating  
 Moody Rating

General Tax Rate Per \$100. 2.51  
 State Equalized Tax Rate 2.70

UNION TOWNSHIP — HUNTERDON COUNTY  
 Form of Government:  
 Township Committee  
 Number of Members on Governing Body 3

PER CAPITA: 466.26  
 Gross Debt  
 Net Debt  
 Debt Service 287.81  
 Total Tax Levy 72.40  
 Municipal Expenditures  
 PER CENT: 5.31  
 Gross Debt  
 Net Debt  
 Tax Levy Collected 85.69  
 Tax Levy Cancelled, Abated or Adjusted 1.97

EXPENDITURES		REVENUES-REALIZED		1973 PROPERTY TAX	
GENERAL GOVERNMENT		1973 Property Taxes Collected		STATE EQUALIZED TAX RATE	
Governing Body & Public Boards		665,526.64		Local District School Taxes 1.34	
Municipal Clerk				Regional & Consolidated School Tax .91	
Financial Administration	3,950.00	1973 Payments in Lieu of Taxes		School Taxes in Municipal Budget	
Assessment of Taxes	4,350.00	Delinquent Tax & Lien Collections		County Taxes .40	
Collection of Taxes	4,329.50	Business Personalty Replacement Taxes		County Library Taxes .02	
Planning, Housing & Development	13,550.00	Taxes from Public Utilities		Local Municipal Purpose Taxes	
Human Resources		Other Miscellaneous Tax Revenues		Veteran & Senior Citizen Taxes .03	
Elections		State Aid Revenues		Total Taxes for Rate Computation 2.70	
General Administration (other)	13,145.00	Federal Aid Revenues		Special District Taxes	
JUDICIARY		State and Local Fiscal Assistance Act Utilized		Bank Stock Taxes	
Municipal Courts	8,800.00	Sale of Acquired Property		Added and Omitted Taxes	
PUBLIC SAFETY		Other Miscellaneous Revenues		Total Taxes Levied - ABSTRACT	
Fire Protection	3,400.00	Other Revenues, Revenue Sharing Tax Effort		Total Taxes Billed	
Police Protection	2,120.44	Total		1973 TAXES COLLECTED	
Civil Defense & Disaster Control	100.00	Prior Years Surplus Appropriated		1973 Taxes Cancelled, Abated or Adjusted	
Environmental Inspection & Control	1,900.00	REVENUES TOTAL		Transfer to Tax Title Liens or Foreclosed	
Other Public Safety		CAPITAL OUTLAY TOTAL		Balance Outstanding Dec. 31, 1973	
PUBLIC WORKS				PRIOR YEARS TAXES OUTSTANDING	
Streets and Drainage	52,300.00	Public Enterprises		Balance January 1, 1973	
Sewers and Sewage Processing		Recreation—Culture		Collected in 1973	
Garbage and Trash Disposal		Public Works		Cancelled, Abated or Adjusted 1973	
Public Buildings and Grounds	1,278.30	Buildings and Grounds		Transfers to Tax Title Liens or Foreclosed	
Other Public Works		Library and Education		Balance December 31, 1973	
HEALTH and WELFARE		Conservation		TAX TITLE LIENS OUTSTANDING	
Health Services Except Environmental	2,025.00	All Other		Balance January 1, 1973	
Welfare-Public Assistance	375.00	CAPITAL DEBT AUTHORIZED, DECEMBER 31, 1973		Transfers From Taxes	
Hospitals, Clinics, First Aid		ISSUED AND UNISSUED GROSS DEBT NET DEBT		Redeemed in 1973	
Animal, Insect, & Rodent Control		School 1,258,897		Cancelled, Abated or Adjusted (1973)	
Other Welfare Services		Self-liquidating		Transfers to Foreclosed Property	
RECREATION and CONSERVATION		Other		Balance December 31, 1973	
Beaches and Boardwalks		Total 1,258,897		PROPERTY ACQUIRED BY DEED OR FORECLOSURE	
Parks, Playgrounds, Shade Trees		ISSUED AND OUTSTANDING		Balance January 1, 1973	
Land Reclamation & Conservation	500.00	School 714,363.97		Transfers From Taxes or Liens	
Other Recreational Services		Self-Liquidating		Sale for Cash (1973)	
EDUCATION (excluding schools)		Other		Cancelled, Abated or Adjusted (1973)	
Libraries		Total 714,363.97		Balance December 31, 1973	
Other Educational Services		EQUALIZED VALUATION BASIS		CURRENT FINANCES DECEMBER 31, 1973	
STATUTORY EXPENDITURES		FOR NET DEBT COMPUTATION		ASSETS	
Pensions & F. I. C. A.	4,165.00	REAL PROPERTY VALUATIONS		Cash Dec. 31, 1973	
Employee Fringe Benefits	8,300.00	Code Class # of Parcels % VAL'N ASSESSED VALUATION		Taxes Receivable	
Other Statutory Expenditures		1 Vacant Land 119 9.20 2,680,600.00		Tax Title Liens	
MUNICIPAL FUNCTIONS	124,588.24	2 Residential 403 54.76 15,552,200.00		Foreclosed Property	
CAPITAL IMPROVEMENTS	13,700.00	3 Farm 174 20.67 6,021,470.00		Emergencies & Other Deferred Charges	
DEBT SERVICE		4a Commercial 33 12.85 3,744,353.00		State Aid Receivable	
Principal Payments		4b Industrial 5 2.39 696,400.00		Other Receivables	
Interest Payments		4c Apartments 1 .13 38,000.00		Total	
DEFERRED CHARGES	2,894.04	Total 735 29,133,023.00		LIABILITIES, RESERVES, AND SURPLUS	
SCHOOL, COUNTY, SPECIAL DISTRICT TAXES	730,719.41	Land Area 18.10 Sq. Miles		Cash Liabilities	
RESERVE FOR UNCOLLECTED TAXES	68,000.00	Net Valuation Taxable-Municipal		Reserves for Receivables	
EMERGENCY EMPLOYMENT ACT OF 1971		Net Valuation Taxable-County		Surplus Dec. 31, 1973	
EXPENDITURES	926,201.69	State Equalized Valuation		Total	
		State Equalization Ratio 107.88			

1533

Population 1970 1,550  
 Population 1973 2,240  
 S & P Rating  
 Moody Rating

General Tax Rate Per \$100. 2.95  
 State Equalized Tax Rate 2.17

## UNION TOWNSHIP — OCEAN COUNTY

Form of Government:

Township Committee

Number of Members on Governing Body 3

PER CAPITA:

Gross Debt 729.32  
 Net Debt 442.75  
 Debt Service  
 Total Tax Levy 406.34  
 Municipal Expenditures 274.15

PER CENT:

Gross Debt 6.37  
 Net Debt 3.87  
 Tax Levy Collected 80.65  
 Tax Levy Cancelled, Abated or Adjusted

EXPENDITURES		REVENUES-REALIZED		1973 PROPERTY TAX	
GENERAL GOVERNMENT				STATE EQUALIZED TAX RATE 1.42	
Governing Body & Public Boards		1973 Property Taxes Collected	734,082.70	Local District School Taxes	502,866.00
Municipal Clerk		1973 Payments in Lieu of Taxes		Regional & Consolidated School Tax	
Financial Administration	3,900.00	Delinquent Tax & Lien Collections	100,559.85	School Taxes in Municipal Budget	
Assessment of Taxes	15,000.00	Business Personalty Replacement Taxes	7,937.02	County Taxes	130,303.66
Collection of Taxes	42,620.00	Taxes from Public Utilities	63,835.90	County Library Taxes	6,006.10
Planning, Housing & Development	8,900.00	Other Miscellaneous Tax Revenues		Local Municipal Purpose Taxes	114,322.29
Human Resources		State Aid Revenues	11,616.98	Veteran & Senior Citizen Taxes	16,160.00
Elections		Federal Aid Revenues		Total Taxes for Rate Computation	769,658.05
General Administration (other)	202,905.00	State and Local Fiscal Assistance Act Utilized	52,897.00	Special District Taxes	
JUDICIARY		Sale of Acquired Property		Bank Stock Taxes	2,677.71
Municipal Courts	6,500.00	Other Miscellaneous Revenues	260,512.53	Added and Omitted Taxes	154,023.81
PUBLIC SAFETY		Other Revenues, Revenue Sharing Tax Effort	77,294.73	Total Taxes Levied - ABSTRACT	910,199.57
Fire Protection	25,400.00	REVENUES TOTAL	1,459,336.71	Total Taxes Billed	910,199.57
Police Protection	20,746.00			1973 TAXES COLLECTED	734,082.70
Civil Defense & Disaster Control				1973 Taxes Cancelled, Abated or Adjusted	
Environmental Inspection & Control	22,357.50			Transfer to Tax Title Liens or Foreclosed	
Other Public Safety				Balance Outstanding Dec. 31, 1973	176,116.87
PUBLIC WORKS		CAPITAL OUTLAY TOTAL		PRIOR YEARS TAXES OUTSTANDING	
Streets and Drainage	30,051.00	Public Enterprises		Balance January 1, 1973	72,454.79
Sewers and Sewage Processing		Recreation—Culture		Collected in 1973	63,285.05
Garbage and Trash Disposal	32,700.00	Public Works		Cancelled, Abated or Adjusted 1973	
Public Buildings and Grounds	13,974.00	Buildings and Grounds		Transfers to Tax Title Liens or Foreclosed	
Other Public Works		Library and Education		Balance December 31, 1973	9,169.74
HEALTH and WELFARE		Conservation		TAX TITLE LIENS OUTSTANDING	
Health Services Except Environmental	2,600.00	All Other		Balance January 1, 1973	66,403.77
Welfare-Public Assistance	1,700.00			Transfers From Taxes	
Hospitals, Clinics, First Aid	1,250.00			Redeemed in 1973	37,274.80
Animal, Insect, & Rodent Control	4,600.00			Cancelled, Abated or Adjusted (1973)	
Other Welfare Services				Transfers to Foreclosed Property	
RECREATION and CONSERVATION				Balance December 31, 1973	29,128.97
Beaches and Boardwalks				PROPERTY ACQUIRED BY DEED OR	
Parks, Playgrounds, Shade Trees	2,500.00			FORECLOSURE	
Land Reclamation & Conservation				Balance January 1, 1973	5,031.00
Other Recreational Services	6,100.00			Transfers From Taxes or Liens	
EDUCATION (excluding schools)				Sale for Cash (1973)	
Libraries				Cancelled, Abated or Adjusted (1973)	
Other Educational Services	200.00			Balance December 31, 1973	5,031.00
STATUTORY EXPENDITURES				CURRENT FINANCES DECEMBER 31, 1973	
Pensions & F. I. C. A.	5,094.77			ASSETS	
Employee Fringe Benefits				Cash Dec. 31, 1973	967,534.14
Other Statutory Expenditures				Taxes Receivable	185,286.61
MUNICIPAL FUNCTIONS TOTAL	449,098.27			Tax Title Liens	29,128.97
CAPITAL IMPROVEMENTS * MEMO*	66,300.00			Foreclosed Property	5,031.00
DEBT SERVICE				Emergencies & Other Deferred Charges	61,752.00
Principal Payments				State Aid Receivable	2,500.00
Interest Payments				Other Receivables	46,016.77
DEFERRED CHARGES	13,705.23			Total	1,297,249.49
SCHOOL, COUNTY, SPECIAL DISTRICT TAXES	639,175.76			LIABILITIES, RESERVES, AND SURPLUS	
RESERVE FOR UNCOLLECTED TAXES	151,300.00			Cash Liabilities	475,976.81
EMERGENCY EMPLOYMENT ACT OF 1971				Reserves for Receivables	265,463.35
EXPENDITURES TOTAL	1,253,279.26			Surplus Dec. 31, 1973	555,809.33
				Total	1,297,249.49

General Tax Rate Per \$100. 3.92  
State Equalized Tax Rate 2.18

## Number of Members on Governing Body 5

1971/3000

1350

Population 1970 6,485  
 Population 1973 6,630  
 S & P Rating  
 Moody Rating

General Tax Rate Per \$100. 5.33  
 State Equalized Tax Rate 4.57

UNION BEACH BOROUGH — MONMOUTH CO.  
 Form of Government:  
 Borough Council  
 Number of Members on Governing Body 6

PER CAPITA: 563.21  
 Gross Debt 503.55  
 Net Debt 4.07  
 Debt Service 235.88  
 Total Tax Levy 148.45  
 Municipal Expenditures

PER CENT: 11.26  
 Gross Debt 10.06  
 Net Debt 89.64  
 Tax Levy Collected  
 Tax Levy Cancelled, Abated  
 or Adjusted

EXPENDITURES		REVENUES-REALIZED		1973 PROPERTY TAX	
GENERAL GOVERNMENT				STATE EQUALIZED TAX RATE 2.70	
Governing Body & Public Boards	2,925.00	1973 Property Taxes Collected		Local District School Taxes	944,413.41
Municipal Clerk	7,389.00	1973 Payments in Lieu of Taxes		Regional & Consolidated School Tax	
Financial Administration	6,350.00	Delinquent Tax & Lien Collections		School Taxes in Municipal Budget	
Assessment of Taxes	9,250.00	Business Personalty Replacement Taxes		County Taxes	236,035.54
Collection of Taxes	30,339.00	Taxes from Public Utilities		County Library Taxes	9,112.78
Planning, Housing & Development	3,800.00	Other Miscellaneous Tax Revenues		Local Municipal Purpose Taxes	366,775.87
Human Resources		State Aid Revenues		Veteran & Senior Citizen Taxes	41,600.00
Elections	1,000.00	Federal Aid Revenues		Total Taxes for Rate Computation	1,597,937.60
General Administration (other)	61,600.00	State and Local Fiscal Assistance Act Utilized		Special District Taxes	
JUDICIARY		Sale of Acquired Property		Bank Stock Taxes	1,012.32
Municipal Courts	15,600.00	Other Miscellaneous Revenues		Added and Omitted Taxes	6,511.68
PUBLIC SAFETY		Other Revenues, Revenue Sharing Tax Effort		Total Taxes Levied - ABSTRACT	1,563,861.60
Fire Protection	41,935.00	Prior Years Surplus Appropriated		Total Taxes Billed	1,563,861.60
Police Protection	175,500.00	REVENUES TOTAL		1973 TAXES COLLECTED	1,401,864.12
Civil Defense & Disaster Control	700.00	CAPITAL OUTLAY TOTAL		1973 Taxes Cancelled, Abated or Adjusted	
Environmental Inspection & Control	18,540.00	Public Enterprises		Transfer to Tax Title Liens or Foreclosed	
Other Public Safety		Recreation—Culture		Balance Outstanding Dec. 31, 1973	161,997.48
PUBLIC WORKS		Public Works		PRIOR YEARS TAXES OUTSTANDING	
Streets and Drainage	124,322.22	Buildings and Grounds		Balance January 1, 1973	140,611.94
Sewers and Sewage Processing		Library and Education		Collected in 1973	133,545.35
Garbage and Trash Disposal	77,500.00	Conservation		Cancelled, Abated or Adjusted 1973	
Public Buildings and Grounds	16,600.00	All Other		Transfers to Tax Title Liens or Foreclosed	
Other Public Works		CAPITAL DEBT AUTHORIZED, DECEMBER 31, 1973		Balance December 31, 1973	7,066.59
HEALTH and WELFARE		ISSUED AND UNISSUED GROSS DEBT NET DEBT		TAX TITLE LIENS OUTSTANDING	
Health Services Except Environmental	18,821.00	School 392,000		Balance January 1, 1973	79,571.35
Welfare-Public Assistance	4,900.00	Self-liquidating 120,000		Transfers From Taxes	
Hospitals, Clinics, First Aid		Other 3,222,095		Redeemed in 1973	29,802.89
Animal, Insect, & Rodent Control	700.00	Total 3,734,095		Cancelled, Abated or Adjusted (1973)	
Other Welfare Services		ISSUED AND OUTSTANDING		Transfers to Foreclosed Property	
RECREATION and CONSERVATION		School 392,000.00		Balance December 31, 1973	49,768.46
Beaches and Boardwalks		Self-Liquidating 120,000.00		PROPERTY ACQUIRED BY DEED OR	
Parks, Playgrounds, Shade Trees	5,750.00	Other 3,213,555.00		FORECLOSURE	
Land Reclamation & Conservation		Total 3,725,555.00		Balance January 1, 1973	274,525.00
Other Recreational Services	17,000.00	EQUALIZED VALUATION BASIS		Transfers From Taxes or Liens	
EDUCATION (excluding schools)		FOR NET DEBT COMPUTATION		Sale for Cash (1973)	
Libraries	7,300.00	REAL PROPERTY VALUATIONS		Cancelled, Abated or Adjusted (1973)	
Other Educational Services		Code Class # of Parcels % VAL'N		Balance December 31, 1973	274,525.00
STATUTORY EXPENDITURES		ASSESSED VALUATION		CURRENT FINANCES DECEMBER 31, 1973	
Pensions & F. I. C. A.	23,900.00	1 Vacant Land 558 4.77		ASSETS	
Employee Fringe Benefits	22,615.00	2 Residential 1876 75.98		Cash Dec. 31, 1973	540,402.62
Other Statutory Expenditures		3 Farm 4.17		Taxes Receivable	169,064.07
MUNICIPAL FUNCTIONS		4a Commercial 8 15.08		Tax Title Liens	49,768.46
CAPITAL IMPROVEMENTS	5,222.22	4b Industrial 8		Foreclosed Property	274,525.00
DEBT SERVICE		4c Apartments		Emergencies & Other Deferred Charges	5,000.00
Principal Payments	10,800.00	Total 2490		State Aid Receivable	30,627.31
Interest Payments	16,200.00	Land Area 1.80 Sq. Miles		Other Receivables	10,091.56
DEFERRED CHARGES	33,518.00	Net Valuation Taxable-Municipal		Total	1,079,479.02
SCHOOL, COUNTY, SPECIAL DISTRICT TAXES	1,189,561.73	Net Valuation Taxable-County		LIABILITIES, RESERVES, AND SURPLUS	
RESERVE FOR UNCOLLECTED TAXES	205,000.00	State Equalized Valuation		Cash Liabilities	201,955.25
EMERGENCY EMPLOYMENT ACT OF 1971	24,000.00	State Equalization Ratio		Reserves for Receivables	503,449.04
EXPENDITURES TOTAL	2,173,815.95			Surplus Dec. 31, 1973	374,074.68
				Total	1,079,478.97

0511

Population 1970 3,425  
 Population 1973 3,760  
 S & P Rating  
 Moody Rating

General Tax Rate Per \$100. .65  
 State Equalized Tax Rate .57

UPPER TOWNSHIP — CAPE MAY COUNTY  
 Form of Government:  
 Township Committee  
 Number of Members on Governing Body 3

PER CAPITA: 10.11 PER CENT: .08  
 Gross Debt  
 Net Debt  
 Debt Service 97.75  
 Total Tax Levy 631.74  
 Municipal Expenditures  
 Gross Debt .08  
 Net Debt  
 Tax Levy Collected 89.31  
 Tax Levy Cancelled, Abated or Adjusted .04

EXPENDITURES		REVENUES-REALIZED		1973 PROPERTY TAX	
GENERAL GOVERNMENT		1973 Property Taxes Collected		STATE EQUALIZED TAX RATE .11	
Governing Body & Public Boards		1973 Payments in Lieu of Taxes	341,226.72	Local District School Taxes	67,384.50
Municipal Clerk	11,300.00	Delinquent Tax & Lien Collections	23,709.51	Regional & Consolidated School Tax	
Financial Administration	12,000.00	Business Personalty Replacement Taxes	5,946.79	School Taxes in Municipal Budget	
Assessment of Taxes	25,000.00	Taxes from Public Utilities	1,205,328.69	County Taxes	243,288.41
Collection of Taxes	10,500.00	Other Miscellaneous Tax Revenues	7,075.00	County Library Taxes	12,072.69
Planning, Housing & Development		Federal Aid Revenues	30,000.00	Local Municipal Purpose Taxes	
Human Resources		State and Local Fiscal Assistance Act Utilized	174,448.55	Veteran & Senior Citizen Taxes	32,430.00
Elections	73,500.00	Sale of Acquired Property	5,728.88	Total Taxes for Rate Computation	355,175.60
General Administration (other)		Other Miscellaneous Revenues	1,793,464.14	Special District Taxes	33,982.50
JUDICIARY		Other Revenues, Revenue Sharing Tax Effort	1,269,000.00	Bank Stock Taxes	2,594.71
Municipal Courts	11,500.00	Prior Years Surplus Appropriated	3,062,464.14	Added and Omitted Taxes	8,227.98
PUBLIC SAFETY		REVENUES TOTAL		Total Taxes Levied - ABSTRACT	367,550.79
Fire Protection	12,000.00			Total Taxes Billed	382,076.08
Police Protection	18,000.00			1973 TAXES COLLECTED	341,226.72
Civil Defense & Disaster Control	2,000.00			1973 Taxes Cancelled, Abated or Adjusted	160.00
Environmental Inspection & Control	12,000.00			Transfer to Tax Title Liens or Foreclosed	
Other Public Safety				Balance Outstanding Dec. 31, 1973	40,689.36
PUBLIC WORKS				PRIOR YEARS TAXES OUTSTANDING	
Streets and Drainage	341,861.11			Balance January 1, 1973	24,424.11
Sewers and Sewage Processing	4,000.00			Collected in 1973	22,999.77
Garbage and Trash Disposal	40,000.00			Cancelled, Abated or Adjusted 1973	
Public Buildings and Grounds	12,250.00			Transfers to Tax Title Liens or Foreclosed	
Other Public Works				Balance December 31, 1973	1,424.34
HEALTH and WELFARE				TAX TITLE LIENS OUTSTANDING	
Health Services Except Environmental	3,500.00			Balance January 1, 1973	44,071.24
Welfare-Public Assistance	2,100.00			Transfers From Taxes	
Hospitals, Clinics, First Aid				Redeemed in 1973	709.74
Animal, Insect, & Rodent Control	6,500.00			Cancelled, Abated or Adjusted (1973)	
Other Welfare Services				Transfers to Foreclosed Property	
RECREATION and CONSERVATION				Balance December 31, 1973	43,361.50
Beaches and Boardwalks	68,000.00			PROPERTY ACQUIRED BY DEED OR	
Parks, Playgrounds, Shade Trees				FORECLOSURE	
Land Reclamation & Conservation	125,600.00			Balance January 1, 1973	92,379.00
Other Recreational Services				Transfers From Taxes or Liens	
EDUCATION (excluding schools)				Sale for Cash (1973)	
Libraries	870,000.00			Cancelled, Abated or Adjusted (1973)	
Other Educational Services				Balance December 31, 1973	92,379.00
STATUTORY EXPENDITURES				CURRENT FINANCES DECEMBER 31, 1973	
Pensions & F. I. C. A.	15,000.00			ASSETS	
Employee Fringe Benefits	10,000.00			Cash Dec. 31, 1973	1,728,176.50
Other Statutory Expenditures				Taxes Receivable	42,113.70
MUNICIPAL FUNCTIONS				Tax Title Liens	43,361.50
CAPITAL IMPROVEMENTS	163,000.00			Foreclosed Property	92,379.00
DEBT SERVICE				Emergencies & Other Deferred Charges	173.29
Principal Payments				State Aid Receivable	17,845.42
Interest Payments				Other Receivables	6,613.92
DEFERRED CHARGES	639,522.00			Total	1,930,663.33
SCHOOL, COUNTY, SPECIAL DISTRICT TAXES	356,728.10			LIABILITIES, RESERVES, AND SURPLUS	
RESERVE FOR UNCOLLECTED TAXES	49,200.00			Cash Liabilities	1,018,397.02
EMERGENCY EMPLOYMENT ACT OF 1971				Reserves for Receivables	184,468.12
EXPENDITURES TOTAL	2,732,061.21			Surplus Dec. 31, 1973	727,798.19
				Total	1,930,663.33



1351

Population 1970 2,560  
 Population 1973 2,670  
 S & P Rating  
 Moody Rating

General Tax Rate Per \$100. 3.20  
 State Equalized Tax Rate 2.51

# UPPER FREEHOLD TOWNSHIP — MONMOUTH COUNTY

Form of Government:  
 Township Committee  
 Number of Members on Governing Body 3

PER CAPITA:  
 Gross Debt 222.56  
 Net Debt 3.75  
 Debt Service .13  
 Total Tax Levy 343.96  
 Municipal Expenditures 128.25

PER CENT:  
 Gross Debt 2.03  
 Net Debt .03  
 Tax Levy Collected 94.64  
 Tax Levy Cancelled, Abated or Adjusted .11

EXPENDITURES		REVENUES-REALIZED		1973 PROPERTY TAX	
GENERAL GOVERNMENT				STATE EQUALIZED TAX RATE	
Governing Body & Public Boards		1973 Property Taxes Collected	869,413.51	Local District School Taxes	
Municipal Clerk		1973 Payments in Lieu of Taxes		Regional & Consolidated School Tax 1.75	631,903.23
Financial Administration	4,450.00	Delinquent Tax & Lien Collections	49,016.37	School Taxes in Municipal Budget	
Assessment of Taxes	7,400.00	Business Personalty Replacement Taxes	31,863.45	County Taxes	.57 204,566.00
Collection of Taxes	5,200.00	Taxes from Public Utilities	81,858.06	County Library Taxes	.02 7,913.58
Planning, Housing & Development	14,100.00	Other Miscellaneous Tax Revenues		Local Municipal Purpose Taxes	.14 49,784.13
Human Resources	200.00	State Aid Revenues	14,727.46	Veteran & Senior Citizen Taxes	.03 11,850.00
Elections	850.00	Federal Aid Revenues		Total Taxes for Rate Computation	2.51 506,416.94
General Administration (other)	33,100.00	State and Local Fiscal Assistance Act Utilized	25,542.50	Special District Taxes	
JUDICIARY		Sale of Acquired Property		Bank Stock Taxes	215.87
Municipal Courts	4,500.00	Other Miscellaneous Revenues	25,656.08	Added and Omitted Taxes	23,581.49
PUBLIC SAFETY		Other Revenues, Revenue Sharing Tax Effort	6,695.51	Total Taxes Levied - ABSTRACT	918,364.30
Fire Protection	13,500.00	Total	1,104,772.94	Total Taxes Billed	918,656.63
Police Protection	14,650.00	Prior Years Surplus Appropriated	155,000.00	1973 TAXES COLLECTED	869,413.51
Civil Defense & Disaster Control	550.00	REVENUES TOTAL	1,259,772.94	1973 Taxes Cancelled, Abated or Adjusted	990.00
Environmental Inspection & Control	1,850.00			Transfer to Tax Title Liens or Foreclosed	3,041.64
Other Public Safety				Balance Outstanding Dec. 31, 1973	45,211.48
PUBLIC WORKS		CAPITAL OUTLAY TOTAL		PRIOR YEARS TAXES OUTSTANDING	
Streets and Drainage	125,300.00	Public Enterprises		Balance January 1, 1973	51,161.61
Sewers and Sewage Processing		Recreation—Culture		Collected in 1973	49,016.37
Garbage and Trash Disposal		Public Works		Cancelled, Abated or Adjusted 1973	
Public Buildings and Grounds	1,199.00	Buildings and Grounds		Transfers to Tax Title Liens or Foreclosed	1,726.95
Other Public Works		Library and Education		Balance December 31, 1973	418.29
HEALTH and WELFARE		Conservation		TAX TITLE LIENS OUTSTANDING	
Health Services Except Environmental	2,500.00	All Other		Balance January 1, 1973	
Welfare—Public Assistance	1,990.00			Transfers From Taxes	4,958.95
Hospitals, Clinics, First Aid		CAPITAL DEBT AUTHORIZED, DECEMBER 31, 1973		Redeemed in 1973	
Animal, Insect, & Rodent Control		ISSUED AND UNISSUED GROSS DEBT NET DEBT		Cancelled, Abated or Adjusted (1973)	
Other Welfare Services		School 584,236		Transfers to Foreclosed Property	
RECREATION and CONSERVATION		Self-liquidating 10,000 10,000		Balance December 31, 1973	4,958.95
Beaches and Boardwalks		Other 594,236 10,000		PROPERTY ACQUIRED BY DEED OR FORECLOSURE	
Parks, Playgrounds, Shade Trees		Total 584,236.20		Balance January 1, 1973	
Land Reclamation & Conservation	4,310.00	ISSUED AND OUTSTANDING		Transfers From Taxes or Liens	
Other Recreational Services		School 584,236.20		Sale for Cash (1973)	
EDUCATION (excluding schools)		Self-Liquidating		Cancelled, Abated or Adjusted (1973)	
Libraries	1,000.00	Other		Balance December 31, 1973	
Other Educational Services	300.00	Total 584,236.20		CURRENT FINANCES DECEMBER 31, 1973	
STATUTORY EXPENDITURES		EQUALIZED VALUATION BASIS FOR NET DEBT COMPUTATION	29,230,135.33	ASSETS	
Pensions & F. I. C. A.	2,998.00	REAL PROPERTY VALUATIONS		Cash Dec. 31, 1973	463,132.06
Employee Fringe Benefits		Code Class # of Parcels % VAL'N		Taxes Receivable	45,629.77
Other Statutory Expenditures		1 Vacant Land 165 3.25	865,800.00	Tax Title Liens	4,958.95
MUNICIPAL FUNCTIONS TOTAL	239,947.00	2 Residential 460 35.11	9,338,450.00	Foreclosed Property	
CAPITAL IMPROVEMENTS *MEMO*	25,542.50	3 Farm 579 54.74	14,559,500.00	Emergencies & Other Deferred Charges	23,398.99
DEBT SERVICE		4a Commercial 36 6.70	1,782,600.00	State Aid Receivable	6,685.35
Principal Payments		4b Industrial		Other Receivables	9,779.46
Interest Payments	360.00	4c Apartments 2 .20	53,300.00	Total	554,184.58
DEFERRED CHARGES	15,485.00	Total 1242	26,599,650.00	LIABILITIES, RESERVES, AND SURPLUS	
SCHOOL, COUNTY, SPECIAL DISTRICT TAXES	844,782.81	Land Area 47.45 Sq. Miles		Cash Liabilities	178,843.91
RESERVE FOR UNCOLLECTED TAXES	86,630.25	Net Valuation Taxable-Municipal	28,371,801.00	Reserves for Receivables	60,368.18
EMERGENCY EMPLOYMENT ACT OF 1971		Net Valuation Taxable-County	31,356,824.00	Surplus Dec. 31, 1973	314,972.49
EXPENDITURES TOTAL	1,187,205.06	State Equalized Valuation	35,555,338.00	Total	554,184.58
		State Equalization Ratio	78.74		

1713

Population 1970 7,020  
 Population 1973 7,340  
 S & P Rating  
 Moody Rating

General Tax Rate Per \$100. 7.78  
 State Equalized Tax Rate 3.01

UPPER PENNS NECK TOWNSHIP — SALEM CO.  
 Form of Government:  
 Township Committee  
 Number of Members on Governing Body 5

PER CAPITA:  
 Gross Debt 337.08  
 Net Debt  
 Debt Service 1.08  
 Total Tax Levy 299.22  
 Municipal Expenditures 124.76

PER CENT:  
 Gross Debt 4.73  
 Net Debt  
 Tax Levy Collected 87.75  
 Tax Levy Cancelled, Abated or Adjusted .15

EXPENDITURES		REVENUES-REALIZED		1973 PROPERTY TAX	
GENERAL GOVERNMENT				STATE EQUALIZED TAX RATE →	
Governing Body & Public Boards	7,500.00	1973 Property Taxes Collected	1,929,697.29	Local District School Taxes	
Municipal Clerk	3,350.00	1973 Payments in Lieu of Taxes		Regional & Consolidated School Tax 2.07	1,506,965.82
Financial Administration	14,000.00	Delinquent Tax & Lien Collections	164,172.71	School Taxes in Municipal Budget	
Assessment of Taxes	7,631.00	Business Personalty Replacement Taxes	239,730.35	County Taxes .60	436,837.35
Collection of Taxes	14,200.00	Taxes from Public Utilities	148,927.11	County Library Taxes	
Planning, Housing & Development	2,437.50	Other Miscellaneous Tax Revenues		Local Municipal Purpose Taxes .27	200,591.23
Human Resources		State Aid Revenues	59,654.64	Veteran & Senior Citizen Taxes .07	53,515.00
Elections		Federal Aid Revenues		Total Taxes for Rate Computation 3.01	2,197,909.40
General Administration (other)	16,915.52	State and Local Fiscal Assistance Act Utilized	55,698.00	Special District Taxes	
JUDICIARY		Sale of Acquired Property		Bank Stock Taxes	1,052.10
Municipal Courts	15,270.00	Other Miscellaneous Revenues	40,770.70	Added and Omitted Taxes	50,846.96
PUBLIC SAFETY		Other Revenues, Revenue Sharing Tax Effort	24,735.03	Total Taxes Levied - ABSTRACT	2,196,293.46
Fire Protection	20,419.00	Total	2,663,385.83	Total Taxes Billed	2,198,976.92
Police Protection	229,560.00	Prior Years Surplus Appropriated	102,000.00	1973 TAXES COLLECTED	1,929,697.29
Civil Defense & Disaster Control	150.00	REVENUES TOTAL	2,765,385.83	1973 Taxes Cancelled, Abated or Adjusted	3,326.76
Environmental Inspection & Control	2,750.00			Transfer to Tax Title Liens or Foreclosed	
Other Public Safety		CAPITAL OUTLAY TOTAL		Balance Outstanding Dec. 31, 1973	265,952.87
PUBLIC WORKS				PRIOR YEARS TAXES OUTSTANDING	
Streets and Drainage	162,170.41	Public Enterprises		Balance January 1, 1973	178,996.91
Sewers and Sewage Processing	67,500.71	Recreation—Culture		Collected in 1973	161,263.58
Garbage and Trash Disposal	51,500.00	Public Works		Cancelled, Abated or Adjusted 1973	
Public Buildings and Grounds	12,700.00	Buildings and Grounds		Transfers to Tax Title Liens or Foreclosed	
Other Public Works		Library and Education		Balance December 31, 1973	17,733.33
HEALTH and WELFARE		Conservation		TAX TITLE LIENS OUTSTANDING	
Health Services Except Environmental	6,881.50	All Other		Balance January 1, 1973	27,963.17
Welfare-Public Assistance	2,200.00	CAPITAL DEBT AUTHORIZED, DECEMBER 31, 1973		Transfers From Taxes	
Hospitals, Clinics, First Aid	1,200.00	ISSUED AND UNISSUED GROSS DEBT		Redeemed in 1973	2,909.13
Animal, Insect, & Rodent Control	1,300.00	School 2,474,190		Cancelled, Abated or Adjusted (1973)	
Other Welfare Services		Self-liquidating		Transfers to Foreclosed Property	
RECREATION and CONSERVATION		Other		Balance December 31, 1973	25,054.04
Beaches and Boardwalks		Total 2,474,190		PROPERTY ACQUIRED BY DEED OR	
Parks, Playgrounds, Shade Trees	400.00			FORECLOSURE	
Land Reclamation & Conservation		ISSUED AND OUTSTANDING		Balance January 1, 1973	
Other Recreational Services	1,500.00	School	2,474,190.11	Transfers From Taxes or Liens	
EDUCATION (excluding schools)		Self-Liquidating		Sale for Cash (1973)	
Libraries	6,000.00	Other		Cancelled, Abated or Adjusted (1973)	
Other Educational Services		Total	2,474,190.11	Balance December 31, 1973	
STATUTORY EXPENDITURES		EQUALIZED VALUATION BASIS		CURRENT FINANCES DECEMBER 31, 1973	
Pensions & F. I. C. A.	21,353.74	FOR NET DEBT COMPUTATION	52,232,861.33	ASSETS	
Employee Fringe Benefits	23,000.00	REAL PROPERTY VALUATIONS		Cash Dec. 31, 1973	268,597.34
Other Statutory Expenditures		Code Class # of Parcels % VAL'N		Taxes Receivable	283,686.20
MUNICIPAL FUNCTIONS TOTAL	651,889.33	1 Vacant Land 629 4.22	1,173,160.00	Tax Title Liens	25,054.04
CAPITAL IMPROVEMENTS *MEMO*	106,300.00	2 Residential 2122 61.91	17,231,175.00	Foreclosed Property	
DEBT SERVICE		3 Farm 116 3.67	1,021,100.00	Emergencies & Other Deferred Charges	293.57
Principal Payments	7,600.00	4a Commercial 123 7.58	2,108,850.00	State Aid Receivable	20,000.00
Interest Payments	300.00	4b Industrial 11 17.64	4,909,700.00	Other Receivables	13,067.58
DEFERRED CHARGES		4c Apartments 9 4.99	1,388,800.00	Total	610,698.73
SCHOOL, COUNTY, SPECIAL DISTRICT TAXES	1,943,803.17	Total 3010	27,832,785.00	LIABILITIES, RESERVES, AND SURPLUS	
RESERVE FOR UNCOLLECTED TAXES	206,334.63	Land Area 17.90 Sq. Miles		Cash Liabilities	125,748.92
EMERGENCY EMPLOYMENT ACT OF 1971		Net Valuation Taxable-Municipal	28,284,077.00	Reserves for Receivables	321,807.82
EXPENDITURES TOTAL	2,859,548.45	Net Valuation Taxable-County	50,257,495.00	Surplus Dec. 31, 1973	163,141.99
		State Equalized Valuation	72,260,481.00	Total	610,698.73
		State Equalization Ratio	38.77		

1714

Population 1970 2,905  
 Population 1973 3,015  
 S & P Rating  
 Moody Rating

General Tax Rate Per \$100. 3.87  
 State Equalized Tax Rate 2.72

UPPER PITTSBORO TOWNSHIP — SALEM CO.  
 Form of Government:  
 Township Committee  
 Number of Members on Governing Body 3

PER CAPITA: 59.70 PER CENT: 1.00  
 Gross Debt  
 Net Debt  
 Debt Service .03  
 Total Tax Levy 197.95  
 Municipal Expenditures 73.37  
 Gross Debt  
 Net Debt  
 Tax Levy Collected 91.56  
 Tax Levy Cancelled, Abated or Adjusted

EXPENDITURES		REVENUES-REALIZED		1973 PROPERTY TAX	
GENERAL GOVERNMENT				STATE EQUALIZED TAX RATE <u>1.87</u>	
Governing Body & Public Boards		1973 Property Taxes Collected	547,597.04	Local District School Taxes	416,672.00
Municipal Clerk		1973 Payments in Lieu of Taxes		Regional & Consolidated School Tax	
Financial Administration	4,300.00	Delinquent Tax & Lien Collections	49,432.50	School Taxes in Municipal Budget	
Assessment of Taxes	3,900.00	Business Personalty Replacement Taxes	29,621.65	County Taxes	175,436.57
Collection of Taxes	3,200.00	Taxes from Public Utilities	92,227.99	County Library Taxes	
Planning, Housing & Development	1,200.00	Other Miscellaneous Tax Revenues		Local Municipal Purpose Taxes	
Human Resources		State Aid Revenues	38,231.17	Veteran & Senior Citizen Taxes	13,200.00
Elections		Federal Aid Revenues		Total Taxes for Rate Computation	605,308.57
General Administration (other)	18,100.00	State and Local Fiscal Assistance Act Utilized	23,280.00	Special District Taxes	
JUDICIARY		Sale of Acquired Property		Bank Stock Taxes	
Municipal Courts	4,600.00	Other Miscellaneous Revenues	30,585.12	Added and Omitted Taxes	4,708.11
PUBLIC SAFETY		Other Revenues, Revenue Sharing Tax Effort	15,423.74	Total Taxes Levied - ABSTRACT	596,816.68
Fire Protection	6,800.00	TOTAL	826,399.21	Total Taxes Billed	598,074.64
Police Protection		Prior Years Surplus Appropriated	44,337.23	1973 TAXES COLLECTED	547,597.04
Civil Defense & Disaster Control	500.00	REVENUES	870,736.44	1973 Taxes Cancelled, Abated or Adjusted	
Environmental Inspection & Control	1,600.00	CAPITAL OUTLAY		Transfer to Tax Title Liens or Foreclosed	
Other Public Safety		Public Enterprises		Balance Outstanding Dec. 31, 1973	50,477.60
PUBLIC WORKS		Recreation—Culture		PRIOR YEARS TAXES OUTSTANDING	
Streets and Drainage	52,000.00	Public Works		Balance January 1, 1973	65,078.41
Sewers and Sewage Processing		Buildings and Grounds		Collected in 1973	49,432.50
Garbage and Trash Disposal	9,000.00	Library and Education		Cancelled, Abated or Adjusted 1973	
Public Buildings and Grounds	1,600.00	Conservation		Transfers to Tax Title Liens or Foreclosed	
Other Public Works		All Other		Balance December 31, 1973	15,645.91
HEALTH and WELFARE		CAPITAL DEBT AUTHORIZED, DECEMBER 31, 1973		TAX TITLE LIENS OUTSTANDING	
Health Services Except Environmental	500.00	ISSUED AND UNISSUED		Balance January 1, 1973	535.53
Welfare-Public Assistance	1,700.00	School	180,000	Transfers From Taxes	
Hospitals, Clinics, First Aid	400.00	Self-liquidating		Redeemed in 1973	
Animal, Insect, & Rodent Control		Other		Cancelled, Abated or Adjusted (1973)	
Other Welfare Services		Total	180,000	Transfers to Foreclosed Property	
RECREATION and CONSERVATION		ISSUED AND OUTSTANDING		Balance December 31, 1973	535.53
Beaches and Boardwalks		School	180,000.00	PROPERTY ACQUIRED BY DEED OR	
Parks, Playgrounds, Shade Trees		Self-Liquidating		FORECLOSURE	
Land Reclamation & Conservation		Other		Balance January 1, 1973	550.00
Other Recreational Services		Total	180,000.00	Transfers From Taxes or Liens	
EDUCATION (excluding schools)		EQUALIZED VALUATION BASIS		Sale for Cash (1973)	
Libraries		FOR NET DEBT COMPUTATION	17,952,637.67	Cancelled, Abated or Adjusted (1973)	
Other Educational Services	50,000.00	REAL PROPERTY VALUATIONS		Balance December 31, 1973	550.00
STATUTORY EXPENDITURES		Code Class # of Parcels % VAL'N		CURRENT FINANCES DECEMBER 31, 1973	
Pensions & F. I. C. A.	2,900.00	1 Vacant Land 188 2.31	345,900.00	ASSETS	
Employee Fringe Benefits		2 Residential 472 37.34	5,597,800.00	Cash Dec. 31, 1973	260,850.53
Other Statutory Expenditures		3 Farm 850 51.93	7,783,400.00	Taxes Receivable	66,123.51
MUNICIPAL FUNCTIONS	TOTAL	4a Commercial 59 8.42	1,262,800.00	Tax Title Liens	535.53
CAPITAL IMPROVEMENTS	MEMO*	4b Industrial		Foreclosed Property	550.00
DEBT SERVICE		4c Apartments		Emergencies & Other Deferred Charges	
Principal Payments		Total 1569	14,989,900.00	State Aid Receivable	22,000.00
Interest Payments	100.00	Land Area 40.10 Sq. Miles		Other Receivables	1,340.00
DEFERRED CHARGES		Net Valuation Taxable-Municipal	15,671,935.00	Total	351,099.57
SCHOOL, COUNTY, SPECIAL DISTRICT TAXES	592,108.57	Net Valuation Taxable-County	20,059,999.00	LIABILITIES, RESERVES, AND SURPLUS	
RESERVE FOR UNCOLLECTED TAXES	58,798.40	State Equalized Valuation	21,998,810.00	Cash Liabilities	64,738.07
EMERGENCY EMPLOYMENT ACT OF 1971		State Equalization Ratio	70.32	Reserves for Receivables	68,249.04
EXPENDITURES	TOTAL			Surplus Dec. 31, 1973	218,112.46
	813,306.57			Total	351,099.57

0263

Population 1970 7,960  
 Population 1973 8,140  
 S & P Rating  
 Moody Rating

General Tax Rate Per \$100. 3.23  
 State Equalized Tax Rate 2.78

UPPER SADDLE RIVER — BERGEN COUNTY  
 Form of Government:  
 Borough Council  
 Number of Members on Governing Body 6

PER CAPITA:  
 Gross Debt 684.92  
 Net Debt 4.30  
 Debt Service 12.90  
 Total Tax Levy 567.96  
 Municipal Expenditures 154.99

PER CENT:  
 Gross Debt 3.88  
 Net Debt .02  
 Tax Levy Collected 97.18  
 Tax Levy Cancelled, Abated or Adjusted .57

EXPENDITURES		REVENUES-REALIZED		1973 PROPERTY TAX	
<b>GENERAL GOVERNMENT</b>				<b>STATE EQUALIZED TAX RATE</b>	
Governing Body & Public Boards		1973 Property Taxes Collected	4,492,097.36	1.13	1,857,129.97
Municipal Clerk		1973 Payments in Lieu of Taxes		.94	1,543,382.55
Financial Administration	9,200.00	Delinquent Tax & Lien Collections	157,613.67		
Assessment of Taxes	11,525.40	Business Personalty Replacement Taxes	42,795.67	.34	554,781.97
Collection of Taxes	11,901.00	Taxes from Public Utilities	182,654.97		
Planning, Housing & Development	7,757.34	Other Miscellaneous Tax Revenues			
Human Resources		State Aid Revenues	28,619.02		
Elections		Federal Aid Revenues			
General Administration (other)	127,407.47	State and Local Fiscal Assistance Act Utilized	52,640.00		
<b>JUDICIARY</b>		Sale of Acquired Property			
Municipal Courts	8,950.00	Other Miscellaneous Revenues	53,343.60		
<b>PUBLIC SAFETY</b>		Other Revenues, Revenue Sharing Tax Effort	37,556.13		
Fire Protection	18,382.24	Total	5,047,320.42		
Police Protection	261,348.00	Prior Years Surplus Appropriated	265,000.00		
Civil Defense & Disaster Control	5,866.00	REVENUES	5,312,320.42		
Environmental Inspection & Control	6,276.93	TOTAL	33,866.26		
Other Public Safety		CAPITAL OUTLAY			
<b>PUBLIC WORKS</b>		Total	33,866.26		
Streets and Drainage	117,539.89	Public Enterprises			
Sewers and Sewage Processing		Recreation—Culture			
Garbage and Trash Disposal	133,100.00	Public Works			
Public Buildings and Grounds	20,144.52	Buildings and Grounds			
Other Public Works	38,000.00	Library and Education			
<b>HEALTH and WELFARE</b>		Conservation			
Health Services Except Environmental	19,187.01	All Other			
Welfare-Public Assistance	895.00				
Hospitals, Clinics, First Aid	4,100.00				
Animal, Insect, & Rodent Control					
Other Welfare Services					
<b>RECREATION and CONSERVATION</b>					
Beaches and Boardwalks					
Parks, Playgrounds, Shade Trees	11,441.00				
Land Reclamation & Conservation					
Other Recreational Services	800.00				
<b>EDUCATION (excluding schools)</b>					
Libraries	47,200.00				
Other Educational Services					
<b>STATUTORY EXPENDITURES</b>					
Pensions & F. I. C. A.	43,450.00				
Employee Fringe Benefits					
Other Statutory Expenditures					
<b>MUNICIPAL FUNCTIONS</b>					
CAPITAL IMPROVEMENTS	904,471.80				
DEBT SERVICE	98,480.00				
Principal Payments	100,000.00				
Interest Payments	5,000.00				
<b>DEFERRED CHARGES</b>					
SCHOOL, COUNTY, SPECIAL DISTRICT TAXES	20,172.00				
RESERVE FOR UNCOLLECTED TAXES	3,955,294.49				
EMERGENCY EMPLOYMENT ACT OF 1971	231,936.01				
<b>EXPENDITURES</b>					
TOTAL	5,216,874.30				

0122

Population 1970 10,390  
 Population 1973 10,620  
 S & P Rating BBB  
 Moody Rating BAA

General Tax Rate Per \$100. 3.81  
 State Equalized Tax Rate 2.88

## VENTNOR CITY — ATLANTIC COUNTY

Form of Government:

Commission (1911)

Number of Members on Governing Body 3

PER CAPITA:

Gross Debt 690.69  
 Net Debt 288.99  
 Debt Service 30.21  
 Total Tax Levy 401.06  
 Municipal Expenditures 271.98

PER CENT:

Gross Debt 6.01  
 Net Debt 2.51  
 Tax Levy Collected 95.75  
 Tax Levy Cancelled, Abated or Adjusted

EXPENDITURES		REVENUES-REALIZED		1973 PROPERTY TAX	
GENERAL GOVERNMENT		STATE EQUALIZED TAX RATE		Local District School Taxes .84 1,248,036.50	
Governing Body & Public Boards		1973 Property Taxes Collected 4,078,256.12		Regional & Consolidated School Tax .07 97,156.25	
Municipal Clerk	29,911.35	1973 Payments in Lieu of Taxes		School Taxes in Municipal Budget .76 1,127,262.19	
Financial Administration	42,296.45	Delinquent Tax & Lien Collections 209,849.94		County Taxes .01 21,822.96	
Assessment of Taxes	28,976.45	Business Personalty Replacement Taxes 41,737.27		Local Municipal Purpose Taxes 1.15 1,711,260.88	
Collection of Taxes	31,237.37	Taxes from Public Utilities 170,657.10		Veteran & Senior Citizen Taxes .05 76,500.00	
Planning, Housing & Development	9,743.59	Other Miscellaneous Tax Revenues		Total Taxes for Rate Computation 2.88 4,282,038.78	
Human Resources		State Aid Revenues 42,739.29		Special District Taxes	
Elections	2,175.00	Federal Aid Revenues 98,831.78		Bank Stock Taxes 7,720.28	
General Administration (other)	90,226.90	State and Local Fiscal Assistance Act Utilized 165,015.00		Added and Omitted Taxes 46,032.12	
JUDICIARY		Sale of Acquired Property 219,492.81		Total Taxes Levied - ABSTRACT 4,259,291.18	
Municipal Courts	13,584.78	Other Miscellaneous Revenues 201,223.05		Total Taxes Billed 4,259,291.18	
PUBLIC SAFETY		Other Revenues, Revenue Sharing Tax Effort 148,202.79		1973 TAXES COLLECTED	
Fire Protection	324,251.44	Total 5,376,005.15		1973 Taxes Cancelled, Abated or Adjusted	
Police Protection	362,154.31	Prior Years Surplus Appropriated 300,000.00		Transfer to Tax Title Liens or Foreclosed	
Civil Defense & Disaster Control	300.00	REVENUES TOTAL 5,676,005.15		Balance Outstanding Dec. 31, 1973 181,035.06	
Environmental Inspection & Control	25,980.30	CAPITAL OUTLAY TOTAL 227,704.99		PRIOR YEARS TAXES OUTSTANDING	
Other Public Safety	1,100.00	Public Enterprises		Balance January 1, 1973 202,273.27	
PUBLIC WORKS		Recreation—Culture 28,002.72		Collected in 1973 199,453.82	
Streets and Drainage	332,607.33	Public Works 158,922.12		Cancelled, Abated or Adjusted 1973	
Sewers and Sewage Processing	201,035.24	Buildings and Grounds 40,780.15		Transfers to Tax Title Liens or Foreclosed	
Garbage and Trash Disposal	87,306.28	Library and Education		Balance December 31, 1973 2,819.45	
Public Buildings and Grounds	65,939.59	Conservation		TAX TITLE LIENS OUTSTANDING	
Other Public Works		All Other		Balance January 1, 1973 11,913.66	
HEALTH and WELFARE		CAPITAL DEBT AUTHORIZED, DECEMBER 31, 1973		Transfers From Taxes	
Health Services Except Environmental	10,424.05	ISSUED AND UNISSUED GROSS DEBT NET DEBT		Redeemed in 1973 10,396.12	
Welfare-Public Assistance	1,575.00	School 2,427,500		Cancelled, Abated or Adjusted (1973)	
Hospitals, Clinics, First Aid		Self-liquidating 4,907,578 3,069,092		Transfers to Foreclosed Property	
Animal, Insect, & Rodent Control	3,723.00	Other 7,335,078 3,069,092		Balance December 31, 1973 1,517.54	
Other Welfare Services		ISSUED AND OUTSTANDING		PROPERTY ACQUIRED BY DEED OR	
RECREATION and CONSERVATION		School 1,867,000.00		FORECLOSURE	
Beaches and Boardwalks	84,092.50	Self-Liquidating 3,058,586.00		Balance January 1, 1973 366,182.81	
Parks, Playgrounds, Shade Trees	102,533.97	Other 4,925,586.00		Transfers From Taxes or Liens	
Land Reclamation & Conservation		EQUALIZED VALUATION BASIS		Sale for Cash (1973) 219,492.81	
Other Recreational Services	24,096.80	FOR NET DEBT COMPUTATION 122,036,008.67		Cancelled, Abated or Adjusted (1973)	
EDUCATION (excluding schools)		REAL PROPERTY VALUATIONS		Balance December 31, 1973 146,690.00	
Libraries	19,614.47	Code Class # of Parcels % VAL'N ASSESSED VALUATION		CURRENT FINANCES DECEMBER 31, 1973	
Other Educational Services		1 Vacant Land 1178 3.47 3,850,550.00		ASSETS	
STATUTORY EXPENDITURES		2 Residential 3643 66.69 73,993,150.00		Cash Dec. 31, 1973 657,186.43	
Pensions & F. I. C. A.	185,575.54	3 Farm 9.49 10,527,600.00		Taxes Receivable 183,854.51	
Employee Fringe Benefits	51,000.00	4a Commercial 156 .63 700,600.00		Tax Title Liens 1,517.54	
Other Statutory Expenditures		4b Industrial 57 19.72 21,879,900.00		Foreclosed Property 146,690.00	
MUNICIPAL FUNCTIONS		Total 5038 110,951,800.00		Emergencies & Other Deferred Charges 33,756.50	
CAPITAL IMPROVEMENTS	*MEMO*	Land Area 2.10 Sq. Miles 112,629,301.00		State Aid Receivable 6,510.00	
DEBT SERVICE		Net Valuation Taxable-Municipal 136,574,888.00		Other Receivables 254,358.83	
Principal Payments	170,536.50	State Equalized Valuation 148,322,756.00		Total 1,283,873.81	
Interest Payments	150,294.00	State Equalization Ratio 75.66		LIABILITIES, RESERVES, AND SURPLUS	
TYPE I SCHL DEBT *MEMO	97,156.25			Cash Liabilities 177,607.86	
DEFERRED CHARGES	90,792.34			Reserves for Receivables 586,420.88	
SCHOOL, COUNTY, SPECIAL DISTRICT TAXES	2,494,277.90			Surplus Dec. 31, 1973 519,845.07	
RESERVE FOR UNCOLLECTED TAXES	246,545.49			Total 1,283,873.81	
EMERGENCY EMPLOYMENT ACT OF 1971	98,861.74				
EXPENDITURES					
TOTAL	5,382,739.68				

1971/3000

\* ABOVE DEBT SERVICE INCLUDES TYPE I SCHOOL DEBT

1922

Population 1970 6,165  
 Population 1973 7,745  
 S & P Rating  
 Moody Rating

General Tax Rate Per \$100. 2.49  
 State Equalized Tax Rate 2.59

## VERNON TOWNSHIP — SUSSEX COUNTY

Form of Government:

Township Committee

Number of Members on Governing Body 5

PER CAPITA:

Gross Debt 1,291.95  
 Net Debt 558.07  
 Debt Service 591.05  
 Total Tax Levy 164.48  
 Municipal Expenditures

PER CENT:

Gross Debt 7.04  
 Net Debt 3.04  
 Tax Levy Collected 90.88  
 Tax Levy Cancelled, Abated or Adjusted 2.20

EXPENDITURES		REVENUES-REALIZED		1973 PROPERTY TAX	
<b>GENERAL GOVERNMENT</b>				STATE EQUALIZED TAX RATE 1.53	
Governing Body & Public Boards		1973 Property Taxes Collected	4,160,011.17	Local District School Taxes	2,668,873.52
Municipal Clerk		1973 Payments in Lieu of Taxes		Regional & Consolidated School Tax	
Financial Administration	11,000.00	Delinquent Tax & Lien Collections	272,302.33	School Taxes in Municipal Budget	
Assessment of Taxes	24,900.00	Business Personalty Replacement Taxes	41,228.13	County Taxes	1,233,231.57
Collection of Taxes	26,687.50	Taxes from Public Utilities	123,748.39	County Library Taxes	48,275.69
Planning, Housing & Development	8,600.00	Other Miscellaneous Tax Revenues		Local Municipal Purpose Taxes	530,626.41
Human Resources	700.00	State Aid Revenues	83,365.53	Veteran & Senior Citizen Taxes	37,050.00
Elections	1,786.00	Federal Aid Revenues		Total Taxes for Rate Computation	4,518,057.19
General Administration (other)	117,012.50	State and Local Fiscal Assistance Act Utilized	127,554.00	Special District Taxes	
<b>JUDICIARY</b>		Sale of Acquired Property	68,050.29	Bank Stock Taxes	2,225.96
Municipal Courts	10,000.00	Other Miscellaneous Revenues	95,882.11	Added and Omitted Taxes	94,443.47
<b>PUBLIC SAFETY</b>		Other Revenues, Revenue Sharing Tax Effort	4,972,141.65	Total Taxes Levied - ABSTRACT	4,577,676.62
Fire Protection	28,600.00	Prior Years Surplus Appropriated	350,000.00	Total Taxes Billed	4,160,011.17
Police Protection	44,350.00	REVENUES TOTAL	5,322,141.65	1973 TAXES COLLECTED	4,160,011.17
Civil Defense & Disaster Control	2,300.00	CAPITAL OUTLAY TOTAL	74,879.22	1973 Taxes Cancelled, Abated or Adjusted	100,843.48
Environmental Inspection & Control	15,100.00	Public Enterprises		Transfer to Tax Title Liens or Foreclosed	
Other Public Safety		Recreation—Culture	73,116.10	Balance Outstanding Dec. 31, 1973	316,821.97
<b>PUBLIC WORKS</b>		Public Works	1,763.12	<b>PRIOR YEARS TAXES OUTSTANDING</b>	
Streets and Drainage	350,300.00	Buildings and Grounds		Balance January 1, 1973	245,675.68
Sewers and Sewage Processing	15,000.00	Library and Education		Collected in 1973	240,266.14
Garbage and Trash Disposal	22,350.00	Conservation		Cancelled, Abated or Adjusted 1973	1,812.29
Public Buildings and Grounds		All Other		Transfers to Tax Title Liens or Foreclosed	
Other Public Works		CAPITAL DEBT AUTHORIZED, DECEMBER 31, 1973		Balance December 31, 1973	3,597.25
<b>HEALTH and WELFARE</b>		ISSUED AND UNISSUED		<b>TAX TITLE LIENS OUTSTANDING</b>	
Health Services Except Environmental	23,000.00	School	9,667,150	Balance January 1, 1973	45,802.46
Welfare-Public Assistance	6,400.00	Self-liquidating	339,000	Transfers From Taxes	
Hospitals, Clinics, First Aid	300.00	Other	10,006,150	Redeemed in 1973	32,035.89
Animal, Insect, & Rodent Control	9,934.00	Total	4,322,249	Cancelled, Abated or Adjusted (1973)	
Other Welfare Services		ISSUED AND OUTSTANDING		Transfers to Foreclosed Property	
<b>RECREATION and CONSERVATION</b>		School	3,163,000.00	Balance December 31, 1973	13,766.57
Beaches and Boardwalks		Self-Liquidating		<b>PROPERTY ACQUIRED BY DEED OR</b>	
Parks, Playgrounds, Shade Trees	5,280.00	Other	3,163,000.00	<b>FORECLOSURE</b>	
Land Reclamation & Conservation	11,700.00	Total		Balance January 1, 1973	
Other Recreational Services		EQUALIZED VALUATION BASIS		Transfers From Taxes or Liens	
<b>EDUCATION (excluding schools)</b>		FOR NET DEBT COMPUTATION	142,097,515.33	Sale for Cash (1973)	
Libraries	800.00	REAL PROPERTY VALUATIONS		Cancelled, Abated or Adjusted (1973)	
Other Educational Services		Code Class # of Parcels % VAL'N	ASSESSED VALUATION	Balance December 31, 1973	
<b>STATUTORY EXPENDITURES</b>		1 Vacant Land 4751 16.46	29,809,200.00	<b>CURRENT FINANCES DECEMBER 31, 1973</b>	
Pensions & F. I. C. A.	25,000.00	2 Residential 4337 61.09	110,613,200.00	<b>ASSETS</b>	
Employee Fringe Benefits	18,000.00	3 Farm 293 4.65	8,431,700.00	Cash Dec. 31, 1973	824,951.79
Other Statutory Expenditures		4a Commercial 90 17.10	30,954,500.00	Taxes Receivable	320,419.22
<b>MUNICIPAL FUNCTIONS</b>		4b Industrial 8 .49	892,300.00	Tax Title Liens	13,766.57
<b>CAPITAL IMPROVEMENTS</b>		4c Apartments 4 .19	350,600.00	Foreclosed Property	
<b>DEBT SERVICE</b>		Total 9483	181,051,500.00	Emergencies & Other Deferred Charges	45,000.00
Principal Payments		Land Area 67.25 Sq. Miles		State Aid Receivable	9,463.73
Interest Payments		Net Valuation Taxable-Municipal	182,007,230.00	Other Receivables	76,066.93
<b>DEFERRED CHARGES</b>		Net Valuation Taxable-County	150,017,911.00	Total	1,289,668.24
SCHOOL, COUNTY, SPECIAL DISTRICT TAXES	3,950,380.78	State Equalized Valuation	174,627,130.00	<b>LIABILITIES, RESERVES, AND SURPLUS</b>	
RESERVE FOR UNCOLLECTED TAXES	385,632.00	State Equalization Ratio	104.25	Cash Liabilities	272,777.35
<b>EMERGENCY EMPLOYMENT ACT OF 1971</b>				Reserves for Receivables	410,252.72
<b>EXPENDITURES</b>				Surplus Dec. 31, 1973	606,638.17
<b>TOTAL</b>	5,224,312.68			<b>Total</b>	1,289,668.24

0720

Population 1970 15,100  
 Population 1973 15,290  
 S & P Rating /  
 Moody Rating A-1

General Tax Rate Per \$100. 4.67  
 State Equalized Tax Rate 3.84

## VERONA BOROUGH — ESSEX COUNTY

Form of Government:

Borough Council

Number of Members on Governing Body 6

PER CAPITA: 284.15 PER CENT: 2.56  
 Gross Debt 46.30 Gross Debt .42  
 Net Debt 6.50 Net Debt 97.74  
 Debt Service 473.60 Tax Levy Collected  
 Total Tax Levy 149.40 Tax Levy Cancelled, Abated  
 Municipal Expenditures or Adjusted .36

EXPENDITURES		REVENUES-REALIZED		1973 PROPERTY TAX	
GENERAL GOVERNMENT				STATE EQUALIZED TAX RATE — 1.88	
Governing Body & Public Boards		1973 Property Taxes Collected		Local District School Taxes	3,568,006.75
Municipal Clerk		1973 Payments in Lieu of Taxes		Regional & Consolidated School Tax	
Financial Administration	10,000.00	Delinquent Tax & Lien Collections		School Taxes in Municipal Budget	
Assessment of Taxes	22,889.00	Business Personalty Replacement Taxes		County Taxes	2,315,658.00
Collection of Taxes	55,476.00	Taxes from Public Utilities		County Library Taxes	
Planning, Housing & Development	4,570.00	Other Miscellaneous Tax Revenues		Local Municipal Purpose Taxes	1,321,434.35
Human Resources	11,675.00	State Aid Revenues		Veteran & Senior Citizen Taxes	83,370.00
Elections	2,100.00	Federal Aid Revenues		Total Taxes for Rate Computation	7,288,469.10
General Administration (other)	130,313.00	State and Local Fiscal Assistance Act Utilized		Special District Taxes	
JUDICIARY		State and Local Fiscal Assistance Act Utilized		Bank Stock Taxes	6,899.31
Municipal Courts	25,150.00	Sale of Acquired Property		Added and Omitted Taxes	29,416.33
PUBLIC SAFETY		Other Miscellaneous Revenues		Total Taxes Levied - ABSTRACT	7,241,414.74
Fire Protection	50,310.00	Other Revenues, Revenue Sharing Tax Effort		Total Taxes Billed	7,245,018.85
Police Protection	484,467.00	Total		1973 TAXES COLLECTED	7,081,080.90
Civil Defense & Disaster Control	1,200.00	Prior Years Surplus Appropriated		1973 Taxes Cancelled, Abated or Adjusted	25,889.97
Environmental Inspection & Control		REVENUES TOTAL		Transfer to Tax Title Liens or Foreclosed	14,986.03
Other Public Safety		CAPITAL OUTLAY TOTAL		Balance Outstanding Dec. 31, 1973	123,061.95
PUBLIC WORKS				PRIOR YEARS TAXES OUTSTANDING	
Streets and Drainage	264,744.00	Public Enterprises		Balance January 1, 1973	126,796.16
Sewers and Sewage Processing	121,430.00	Recreation—Culture		Collected in 1973	91,886.24
Garbage and Trash Disposal	245,000.00	Public Works		Cancelled, Abated or Adjusted 1973	
Public Buildings and Grounds	59,446.00	Buildings and Grounds		Transfers to Tax Title Liens or Foreclosed	11,420.94
Other Public Works		Library and Education		Balance December 31, 1973	23,488.98
HEALTH and WELFARE		Conservation		TAX TITLE LIENS OUTSTANDING	
Health Services Except Environmental	78,047.58	All Other		Balance January 1, 1973	7,977.36
Welfare-Public Assistance	2,450.00	CAPITAL DEBT AUTHORIZED, DECEMBER 31, 1973		Transfers From Taxes	27,506.57
Hospitals, Clinics, First Aid		ISSUED AND UNISSUED GROSS DEBT NET DEBT		Redeemed in 1973	5,395.25
Animal, Insect, & Rodent Control		School 2,336,000		Cancelled, Abated or Adjusted (1973)	
Other Welfare Services		Self-liquidating 1,401,563		Transfers to Foreclosed Property	
RECREATION and CONSERVATION		Other 607,051		Balance December 31, 1973	30,088.68
Beaches and Boardwalks		Total 4,344,615		PROPERTY ACQUIRED BY DEED OR FORECLOSURE	
Parks, Playgrounds, Shade Trees	9,700.00	ISSUED AND OUTSTANDING		Balance January 1, 1973	394,700.00
Land Reclamation & Conservation	30,000.00	School 2,336,000.00		Transfers From Taxes or Liens	
Other Recreational Services	81,634.00	Self-Liquidating 1,355,000.00		Sale for Cash (1973)	
EDUCATION (excluding schools)		Other 432,000.00		Cancelled, Abated or Adjusted (1973)	
Libraries	100,889.00	Total 4,123,000.00		Balance December 31, 1973	394,700.00
Other Educational Services		EQUALIZED VALUATION BASIS		CURRENT FINANCES DECEMBER 31, 1973	
STATUTORY EXPENDITURES		FOR NET DEBT COMPUTATION		ASSETS	
Pensions & F. I. C. A.	124,616.32	REAL PROPERTY VALUATIONS		Cash Dec. 31, 1973	489,292.49
Employee Fringe Benefits	27,850.00	Code Class # of Parcels % VAL'N		Taxes Receivable	146,550.93
Other Statutory Expenditures		1 Vacant Land 150 2.15		Tax Title Liens	30,088.68
MUNICIPAL FUNCTIONS TOTAL	1,943,956.90	2 Residential 3583 74.98		Foreclosed Property	394,700.00
CAPITAL IMPROVEMENTS *MEMO*	84,000.00	3 Farm		Emergencies & Other Deferred Charges	45,000.00
DEBT SERVICE		4a Commercial 134 10.79		State Aid Receivable	3,862.65
Principal Payments	89,045.00	4b Industrial 7 .81		Other Receivables	5,415.80
Interest Payments	10,359.50	4c Apartments 20 11.28		Total	1,114,910.55
DEFERRED CHARGES	22,000.00	Total 3894		LIABILITIES, RESERVES, AND SURPLUS	
SCHOOL, COUNTY, SPECIAL DISTRICT TAXES	5,883,664.75	Land Area 2.80 Sq. Miles		Cash Liabilities	247,008.97
RESERVE FOR UNCOLLECTED TAXES	218,896.01	Net Valuation Taxable-Municipal		Reserves for Receivables	576,755.41
EMERGENCY EMPLOYMENT ACT OF 1971		Net Valuation Taxable-County		Surplus Dec. 31, 1973	291,146.17
EXPENDITURES TOTAL	8,167,922.16	State Equalized Valuation		Total	1,114,910.55
		State Equalization Ratio			

1437

Population 1970 1,035  
 Population 1973 1,130  
 S & P Rating  
 Moody Rating

General Tax Rate Per \$100. 9.05  
 State Equalized Tax Rate 5.34

## VICTORY GARDENS BOROUGH — MORRIS CO.

Form of Government:

Borough Council

Number of Members on Governing Body 6

PER CAPITA:

Gross Debt 3.72  
 Net Debt 3.72  
 Debt Service 1.42  
 Total Tax Levy 208.87  
 Municipal Expenditures 70.63

PER CENT:

Gross Debt .10  
 Net Debt .10  
 Tax Levy Collected 96.15  
 Tax Levy Cancelled, Abated or Adjusted .24

EXPENDITURES		REVENUES-REALIZED		1973 PROPERTY TAX	
GENERAL GOVERNMENT				STATE EQUALIZED TAX RATE — 4.24	
Governing Body & Public Boards		1973 Property Taxes Collected	227,706.86	Local District School Taxes	184,389.50
Municipal Clerk		1973 Payments in Lieu of Taxes		Regional & Consolidated School Tax	
Financial Administration	1,505.00	Delinquent Tax & Lien Collections	3,529.21	School Taxes in Municipal Budget	
Assessment of Taxes	3,680.00	Business Personalty Replacement Taxes	2,351.31	County Taxes	19,983.62
Collection of Taxes	570.00	Taxes from Public Utilities	6,449.13	County Library Taxes	1,219.11
Planning, Housing & Development		Other Miscellaneous Tax Revenues		Local Municipal Purpose Taxes	23,700.16
Human Resources		State Aid Revenues	4,096.81	Veteran & Senior Citizen Taxes	2,860.00
Elections	250.00	Federal Aid Revenues		Total Taxes for Rate Computation	232,152.39
General Administration (other)	14,340.00	State and Local Fiscal Assistance Act Utilized	30,667.00	Special District Taxes	
JUDICIARY		Sale of Acquired Property		Bank Stock Taxes	379.88
Municipal Courts	2,155.00	Other Miscellaneous Revenues	24,704.83	Added and Omitted Taxes	6,345.59
PUBLIC SAFETY		Other Revenues, Revenue Sharing Tax Effort	1,388.00	Total Taxes Levied - ABSTRACT	236,017.86
Fire Protection	1,800.00	Total	300,893.15	Total Taxes Billed	236,830.31
Police Protection	11,300.00	Prior Years Surplus Appropriated	12,500.00	1973 TAXES COLLECTED	227,706.86
Civil Defense & Disaster Control		REVENUES TOTAL	313,393.15	1973 Taxes Cancelled, Abated or Adjusted	560.00
Environmental Inspection & Control	550.00			Transfer to Tax Title Liens or Foreclosed	
Other Public Safety				Balance Outstanding Dec. 31, 1973	8,563.45
PUBLIC WORKS		CAPITAL OUTLAY TOTAL		PRIOR YEARS TAXES OUTSTANDING	
Streets and Drainage	13,681.10	Public Enterprises		Balance January 1, 1973	12,044.64
Sewers and Sewage Processing	3,500.00	Recreation—Culture		Collected in 1973	3,529.21
Garbage and Trash Disposal	6,730.00	Public Works		Cancelled, Abated or Adjusted 1973	
Public Buildings and Grounds	5,055.00	Buildings and Grounds		Transfers to Tax Title Liens or Foreclosed	
Other Public Works		Library and Education		Balance December 31, 1973	8,515.43
HEALTH and WELFARE		Conservation		TAX TITLE LIENS OUTSTANDING	
Health Services Except Environmental	325.00	All Other		Balance January 1, 1973	
Welfare-Public Assistance	400.00			Transfers From Taxes	
Hospitals, Clinics, First Aid	200.00	CAPITAL DEBT AUTHORIZED, DECEMBER 31, 1973		Redeemed in 1973	
Animal, Insect, & Rodent Control	55.00	ISSUED AND UNISSUED GROSS DEBT		Cancelled, Abated or Adjusted (1973)	
Other Welfare Services		School		Transfers to Foreclosed Property	
RECREATION and CONSERVATION		Self-liquidating		Balance December 31, 1973	
Beaches and Boardwalks		Other	4,200	PROPERTY ACQUIRED BY DEED OR	
Parks, Playgrounds, Shade Trees		Total	4,200	FORECLOSURE	
Land Reclamation & Conservation				Balance January 1, 1973	
Other Recreational Services	700.10	ISSUED AND OUTSTANDING		Transfers From Taxes or Liens	
EDUCATION (excluding schools)		School		Sale for Cash (1973)	
Libraries		Self-Liquidating		Cancelled, Abated or Adjusted (1973)	
Other Educational Services		Other	4,200.00	Balance December 31, 1973	
STATUTORY EXPENDITURES		Total	4,200.00	CURRENT FINANCES DECEMBER 31, 1973	
Pensions & F. I. C. A.	1,300.00	EQUALIZED VALUATION BASIS		ASSETS	
Employee Fringe Benefits		FOR NET DEBT COMPUTATION	4,129,824.33	Cash Dec. 31, 1973	116,535.03
Other Statutory Expenditures		REAL PROPERTY VALUATIONS		Taxes Receivable	17,078.88
MUNICIPAL FUNCTIONS TOTAL	68,096.20	Code Class # of Parcels % VAL'N		Tax Title Liens	
CAPITAL IMPROVEMENTS *MEMO*	24,055.00	1 Vacant Land 3 2.34	59,726.00	Foreclosed Property	
DEBT SERVICE		2 Residential 203 84.55	2,157,292.00	Emergencies & Other Deferred Charges	13,477.71
Principal Payments	1,400.00	3 Farm		State Aid Receivable	
Interest Payments	210.00	4a Commercial 4 11.44	291,866.00	Other Receivables	15,494.51
DEFERRED CHARGES	877.61	4b Industrial 2 1.67	42,718.00	Total	162,986.13
SCHOOL, COUNTY, SPECIAL DISTRICT TAXES	205,592.23	4c Apartments		LIABILITIES, RESERVES, AND SURPLUS	
RESERVE FOR UNCOLLECTED TAXES	9,228.24	Total 212	2,551,602.00	Cash Liabilities	95,533.35
EMERGENCY EMPLOYMENT ACT OF 1971		Land Area .20 Sq. Miles		Reserves for Receivables	32,573.39
EXPENDITURES TOTAL	285,404.28	Net Valuation Taxable-Municipal	2,568,009.00	Surplus Dec. 31, 1973	34,879.39
		Net Valuation Taxable-County	4,757,262.00	Total	162,986.13
		State Equalized Valuation	4,336,031.00		
		State Equalization Ratio	59.07		

0614

Population 1970 47,585  
 Population 1973 50,660  
 S & P Rating AA  
 Moody Rating A

General Tax Rate Per \$100. 4.86  
 State Equalized Tax Rate 4.05

VINELAND CITY — CUMBERLAND COUNTY  
 Form of Government:  
 Mayor-Council Plan A (OMCL50)  
 Number of Members on Governing Body 5

PER CAPITA:  
 Gross Debt 690.07  
 Net Debt 120.65  
 Debt Service 26.44  
 Total Tax Levy 298.93  
 Municipal Expenditures 161.82

PER CENT:  
 Gross Debt 10.98  
 Net Debt 1.92  
 Tax Levy Collected 93.48  
 Tax Levy Cancelled, Abated or Adjusted .92

EXPENDITURES		REVENUES-REALIZED		1973 PROPERTY TAX	
GENERAL GOVERNMENT				STATE EQUALIZED TAX RATE — 2.28	
Governing Body & Public Boards		1973 Property Taxes Collected	14,183,206.31	Local District School Taxes	8,368,226.00
Municipal Clerk		1973 Payments in Lieu of Taxes	32,890.00	Regional & Consolidated School Tax	
Financial Administration	57,500.00	Delinquent Tax & Lien Collections	625,873.20	School Taxes in Municipal Budget	.11 413,879.40
Assessment of Taxes	92,700.00	Business Personalty Replacement Taxes	678,382.17	County Taxes	1.13 4,131,655.79
Collection of Taxes	61,000.00	Taxes from Public Utilities	670,090.53	County Library Taxes	
Planning, Housing & Development	85,108.00	Other Miscellaneous Tax Revenues	6,140.79	Local Municipal Purpose Taxes	.46 1,684,048.36
Human Resources	20,500.00	State Aid Revenues	1,129,681.99	Veteran & Senior Citizen Taxes	.06 229,790.00
Elections	8,600.00	Federal Aid Revenues	192,700.77	Total Taxes for Rate Computation	4.04 14,827,599.55
General Administration (other)	719,800.00	State and Local Fiscal Assistance Act Utilized	626,932.50	Special District Taxes	161,850.30
JUDICIARY		Sale of Acquired Property	510.00	Bank Stock Taxes	23,184.46
Municipal Courts	64,800.00	Other Miscellaneous Revenues	843,128.97	Added and Omitted Taxes	360,810.27
PUBLIC SAFETY		Other Revenues, Revenue Sharing Tax Effort	351,990.64	Total Taxes Levied - ABSTRACT	15,143,654.58
Fire Protection	283,400.00	Total	19,341,527.87	Total Taxes Billed	15,172,477.08
Police Protection	1,343,056.73	Prior Years Surplus Appropriated	1,413,500.00	1973 TAXES COLLECTED	14,183,206.31
Civil Defense & Disaster Control	9,200.00	REVENUES TOTAL	20,755,027.87	1973 Taxes Cancelled, Abated or Adjusted	139,564.94
Environmental Inspection & Control	55,300.00	CAPITAL OUTLAY TOTAL	1,797,557.22	Transfer to Tax Title Liens or Foreclosed	51,703.73
Other Public Safety		Public Enterprises	546,458.55	Balance Outstanding Dec. 31, 1973	798,002.20
PUBLIC WORKS		Recreation—Culture	14,328.50	PRIOR YEARS TAXES OUTSTANDING	
Streets and Drainage	1,215,100.00	Public Works	5,509.02	Balance January 1, 1973	611,914.68
Sewers and Sewage Processing		Buildings and Grounds	21,186.90	Collected in 1973	571,417.21
Garbage and Trash Disposal	121,700.00	Library and Education	1,210,074.25	Cancelled, Abated or Adjusted 1973	4,685.06
Public Buildings and Grounds	384,000.00	Conservation		Transfers to Tax Title Liens or Foreclosed	27,533.77
Other Public Works		All Other		Balance December 31, 1973	8,278.64
HEALTH and WELFARE		CAPITAL DEBT AUTHORIZED, DECEMBER 31, 1973		TAX TITLE LIENS OUTSTANDING	
Health Services Except Environmental	313,800.00	ISSUED AND UNISSUED		Balance January 1, 1973	164,562.31
Welfare-Public Assistance	20,100.00	School	9,337,000	Transfers From Taxes	82,019.77
Hospitals, Clinics, First Aid	33,000.00	Self-liquidating	19,510,000	Redeemed in 1973	54,455.99
Animal, Insect, & Rodent Control	12,300.00	Other	6,111,898	Cancelled, Abated or Adjusted (1973)	
Other Welfare Services		Total	34,958,898	Transfers to Foreclosed Property	
RECREATION and CONSERVATION		ISSUED AND OUTSTANDING		Balance December 31, 1973	192,126.09
Beaches and Boardwalks		School	9,337,000.00	PROPERTY ACQUIRED BY DEED OR FORECLOSURE	
Parks, Playgrounds, Shade Trees	121,500.00	Self-Liquidating	13,875,000.00	Balance January 1, 1973	101,185.00
Land Reclamation & Conservation	1,200.00	Other	4,940,000.00	Transfers From Taxes or Liens	
Other Recreational Services	146,000.00	Total	28,152,000.00	Sale for Cash (1973)	510.00
EDUCATION (excluding schools)		EQUALIZED VALUATION BASIS		Cancelled, Abated or Adjusted (1973)	
Libraries	148,100.00	FOR NET DEBT COMPUTATION	318,337,936.33	Balance December 31, 1973	100,675.00
Other Educational Services		REAL PROPERTY VALUATIONS		CURRENT FINANCES DECEMBER 31, 1973	
STATUTORY EXPENDITURES		Code Class # of Parcels % VAL'N		ASSETS	
Pensions & F. I. C. A.	311,500.00	1 Vacant Land 2757 4.25	12,678,100.00	Cash Dec. 31, 1973	2,853,178.62
Employee Fringe Benefits	55,000.00	2 Residential 10259 55.39	165,651,900.00	Taxes Receivable	806,280.84
Other Statutory Expenditures		3 Farm 1990 8.23	24,513,800.00	Tax Title Liens	192,126.09
MUNICIPAL FUNCTIONS TOTAL	5,684,264.73	4a Commercial 967 19.18	57,157,300.00	Foreclosed Property	100,675.00
CAPITAL IMPROVEMENTS *MEMO*	197,500.00	4b Industrial 118 7.17	21,358,000.00	Emergencies & Other Deferred Charges	171,400.00
DEBT SERVICE		4c Apartments 50 5.78	17,233,800.00	State Aid Receivable	171,018.43
Principal Payments	670,000.00	Total	297,992,900.00	Other Receivables	10,426.40
Interest Payments	669,298.18	Land Area 69.50 Sq. Miles		Total	4,305,105.38
TYPE I SCHL DEBT *MEMO*	935,216.90	Net Valuation Taxable-Municipal	305,624,148.00	LIABILITIES, RESERVES, AND SURPLUS	
DEFERRED CHARGES	170,572.68	Net Valuation Taxable-County	358,585,252.00	Cash Liabilities	1,382,348.88
SCHOOL, COUNTY, SPECIAL DISTRICT TAXES	13,075,611.49	State Equalized Valuation	365,217,482.00	Reserves for Receivables	1,109,508.33
RESERVE FOR UNCOLLECTED TAXES	802,986.73	State Equalization Ratio	83.36	Surplus Dec. 31, 1973	1,813,248.17
EMERGENCY EMPLOYMENT ACT OF 1971	200,585.47			Total	4,305,105.38
EXPENDITURES TOTAL	21,273,319.28				

1971/3000

\* ABOVE DEBT SERVICE INCLUDES TYPE I SCHOOL DEBT

0434  
 Population 1970 6,215  
 Population 1973 7,285  
 S & P Rating A  
 Moody Rating /

General Tax Rate Per \$100. 5.02  
 State Equalized Tax Rate 2.72

**VOORHEES TOWNSHIP — CAMDEN COUNTY**  
 Form of Government:  
 Township Committee  
 Number of Members on Governing Body 5

PER CAPITA: 1,242.79  
 Gross Debt 175.34  
 Net Debt 4.34  
 Debt Service 464.82  
 Total Tax Levy 104.60  
 Municipal Expenditures  
 PER CENT: 10.20  
 Gross Debt 1.44  
 Net Debt 95.16  
 Tax Levy Collected  
 Tax Levy Cancelled, Abated or Adjusted 2.56

EXPENDITURES		REVENUES-REALIZED		1973 PROPERTY TAX	
<b>GENERAL GOVERNMENT</b>				STATE EQUALIZED TAX RATE — .91	
Governing Body & Public Boards		1973 Property Taxes Collected		Local District School Taxes	1,032,557.50
Municipal Clerk	11,250.00	1973 Payments in Lieu of Taxes		Regional & Consolidated School Tax	565,971.18
Financial Administration	46,045.00	Delinquent Tax & Lien Collections		School Taxes in Municipal Budget	
Assessment of Taxes	23,350.00	Business Personalty Replacement Taxes		County Taxes	1,116,032.94
Collection of Taxes	18,090.00	Taxes from Public Utilities		County Library Taxes	33,761.59
Planning, Housing & Development		Other Miscellaneous Tax Revenues		Local Municipal Purpose Taxes	326,422.56
Human Resources	1,595.00	State Aid Revenues		Veteran & Senior Citizen Taxes	30,980.00
Elections	76,625.00	Federal Aid Revenues		Total Taxes for Rate Computation	3,105,725.77
General Administration (other)		State and Local Fiscal Assistance Act Utilized		Special District Taxes	105,175.86
<b>JUDICIARY</b>	14,210.00	Sale of Acquired Property		Bank Stock Taxes	2,577.44
Municipal Courts		Other Miscellaneous Revenues		Added and Omitted Taxes	203,710.36
<b>PUBLIC SAFETY</b>		Other Revenues, Revenue Sharing Tax Effort		Total Taxes Levied - ABSTRACT	3,386,209.43
Fire Protection	151,515.00	Total		Total Taxes Billed	3,404,027.85
Police Protection	1,000.00	Prior Years Surplus Appropriated		1973 TAXES COLLECTED	3,239,140.32
Civil Defense & Disaster Control	4,950.00	REVENUES TOTAL		1973 Taxes Cancelled, Abated or Adjusted	86,991.35
Environmental Inspection & Control		CAPITAL OUTLAY TOTAL		Transfer to Tax Title Liens or Foreclosed	6,421.92
Other Public Safety				Balance Outstanding Dec. 31, 1973	71,474.26
<b>PUBLIC WORKS</b>	94,555.93	Public Enterprises		<b>PRIOR YEARS TAXES OUTSTANDING</b>	
Streets and Drainage		Recreation—Culture		Balance January 1, 1973	78,095.19
Sewers and Sewage Processing	31,073.00	Public Works		Collected in 1973	65,741.42
Garbage and Trash Disposal	60,250.00	Buildings and Grounds		Cancelled, Abated or Adjusted 1973	
Public Buildings and Grounds		Library and Education		Transfers to Tax Title Liens or Foreclosed	7,943.82
Other Public Works		Conservation		Balance December 31, 1973	4,409.95
<b>HEALTH and WELFARE</b>	2,810.00	All Other		<b>TAX TITLE LIENS OUTSTANDING</b>	
Health Services Except Environmental	1,000.00	CAPITAL DEBT AUTHORIZED, DECEMBER 31, 1973		Balance January 1, 1973	38,318.92
Welfare-Public Assistance		ISSUED AND UNISSUED GROSS DEBT NET DEBT		Transfers From Taxes	7,347.53
Hospitals, Clinics, First Aid		School 6,883,810 1,027,084		Redeemed in 1973	19,725.84
Animal, Insect, & Rodent Control		Self-liquidating 1,941,000 21,413		Cancelled, Abated or Adjusted (1973)	
Other Welfare Services		Other 228,880 228,880		Transfers to Foreclosed Property	
<b>RECREATION and CONSERVATION</b>	11,190.00	Total 9,053,690 1,277,377		Balance December 31, 1973	25,940.61
Beaches and Boardwalks		ISSUED AND OUTSTANDING		<b>PROPERTY ACQUIRED BY DEED OR FORECLOSURE</b>	
Parks, Playgrounds, Shade Trees	1,500.00	School 4,699,100.02		Balance January 1, 1973	186,678.51
Land Reclamation & Conservation		Self-Liquidating 1,862,000.00		Transfers From Taxes or Liens	
Other Recreational Services	3,055.00	Other 134,450.00		Sale for Cash (1973)	168,163.51
<b>EDUCATION (excluding schools)</b>		Total 6,695,550.02		Cancelled, Abated or Adjusted (1973)	
Libraries		EQUALIZED VALUATION BASIS		Balance December 31, 1973	18,515.00
Other Educational Services		FOR NET DEBT COMPUTATION		<b>CURRENT FINANCES DECEMBER 31, 1973</b>	
<b>STATUTORY EXPENDITURES</b>	32,800.00	REAL PROPERTY VALUATIONS		ASSETS	
Pensions & F. I. C. A.	11,500.00	Code Class # of Parcels % VAL'N ASSESSED VALUATION		Cash Dec. 31, 1973	994,257.18
Employee Fringe Benefits		1 Vacant Land 569 3.87 2,381,550.00		Taxes Receivable	75,884.21
Other Statutory Expenditures		2 Residential 1569 36.44 22,401,400.00		Tax Title Liens	25,940.61
<b>MUNICIPAL FUNCTIONS</b>	598,363.93	3 Farm 64 1.18 724,550.00		Foreclosed Property	18,515.00
<b>CAPITAL IMPROVEMENTS</b>	156,455.93	4a Commercial 97 44.03 27,066,300.00		Emergencies & Other Deferred Charges	51,613.90
<b>DEBT SERVICE</b>		4b Industrial 23 1.88 1,156,350.00		State Aid Receivable	18,609.05
Principal Payments	27,520.00	4c Apartments 14 12.59 7,738,900.00		Other Receivables	85,154.35
Interest Payments	4,110.00	Total 2336 61,469,050.00		Total	1,269,974.30
<b>DEFERRED CHARGES</b>	5,980.56	Land Area 11.61 Sq. Miles		<b>LIABILITIES, RESERVES, AND SURPLUS</b>	
<b>SCHOOL, COUNTY, SPECIAL DISTRICT TAXES</b>	2,853,499.07	Net Valuation Taxable-Municipal		Cash Liabilities	465,631.29
<b>RESERVE FOR UNCOLLECTED TAXES</b>	126,065.51	Net Valuation Taxable-County		Reserves for Receivables	205,494.17
<b>EMERGENCY EMPLOYMENT ACT OF 1971</b>		State Equalized Valuation		Surplus Dec. 31, 1973	598,848.84
<b>EXPENDITURES</b>	3,615,539.07	State Equalization Ratio		Total	1,269,974.30

0264

Population 1970 12,345  
 Population 1973 12,580  
 S & P Rating BAA  
 Moody Rating

General Tax Rate Per \$100 5.45  
 State Equalized Tax Rate 4.36

## WALDWICK BOROUGH — BERGEN COUNTY

Form of Government:

Borough Council

Number of Members on Governing Body 6

PER CAPITA: 605.87  
 Gross Debt 388.38  
 Net Debt 42.99  
 Debt Service 416.67  
 Total Tax Levy 166.54  
 Municipal Expenditures

PER CENT: 6.77  
 Gross Debt 4.34  
 Net Debt 98.18  
 Tax Levy Collected  
 Tax Levy Cancelled, Abated or Adjusted .15

EXPENDITURES		REVENUES-REALIZED		1973 PROPERTY TAX	
GENERAL GOVERNMENT		STATE EQUALIZED TAX RATE		2.79	
Governing Body & Public Boards	1,500.00	1973 Property Taxes Collected		3,373,916.12	
Municipal Clerk		1973 Payments in Lieu of Taxes		87,840.62	
Financial Administration	4,600.00	Delinquent Tax & Lien Collections		46,133.00	
Assessment of Taxes	11,700.00	Business Personalty Replacement Taxes		519,558.03	
Collection of Taxes	20,300.00	Taxes from Public Utilities		60,203.50	
Planning, Housing & Development	5,700.00	Other Miscellaneous Tax Revenues		17,136.19	
Human Resources	7,500.00	State Aid Revenues		206,440.00	
Elections	1,150.00	Federal Aid Revenues		7,250.00	
General Administration (other)	115,400.00	State and Local Fiscal Assistance Act Utilized		85,436.87	
JUDICIARY		Sale of Acquired Property		43,806.56	
Municipal Courts	7,500.00	Other Miscellaneous Revenues		6,226,700.91	
PUBLIC SAFETY		Other Revenues, Revenue Sharing Tax Effort		153,000.00	
Fire Protection	41,250.00	Prior Years Surplus Appropriated		6,379,700.91	
Police Protection	308,650.00	REVENUES TOTAL		161,356.25	
Civil Defense & Disaster Control	100.00	CAPITAL OUTLAY		30,357.90	
Environmental Inspection & Control	4,700.00	Public Enterprises		26,606.81	
Other Public Safety		Recreation—Culture		60,695.54	
PUBLIC WORKS		Public Works		43,696.00	
Streets and Drainage	336,780.00	Buildings and Grounds			
Sewers and Sewage Processing	34,210.00	Library and Education			
Garbage and Trash Disposal	185,145.00	Conservation			
Public Buildings and Grounds	64,256.00	All Other			
Other Public Works		CAPITAL DEBT AUTHORIZED, DECEMBER 31, 1973			
HEALTH and WELFARE		ISSUED AND UNISSUED GROSS DEBT NET DEBT			
Health Services Except Environmental	39,864.85	School 2,641,000			
Welfare-Public Assistance	2,500.00	Self-liquidating 90,145			
Hospitals, Clinics, First Aid		Other 4,893,757			
Animal, Insect, & Rodent Control	400.00	Total 7,621,903			
Other Welfare Services		ISSUED AND OUTSTANDING			
RECREATION and CONSERVATION		School 2,641,000.00			
Beaches and Boardwalks	53,100.00	Self-Liquidating 4,655,000.00			
Parks, Playgrounds, Shade Trees	389.92	Other 7,296,000.00			
Land Reclamation & Conservation	300.00	Total 112,510,437.00			
Other Recreational Services		EQUALIZED VALUATION BASIS			
EDUCATION (excluding schools)		FOR NET DEBT COMPUTATION			
Libraries	55,000.00	REAL PROPERTY VALUATIONS			
Other Educational Services		Code Class # of Parcels % VAL'N ASSESSED VALUATION			
STATUTORY EXPENDITURES		1 Vacant Land 206 1.57 1,510,800.00			
Pensions & F. I. C. A.	57,964.08	2 Residential 2968 88.38 85,268,400.00			
Employee Fringe Benefits	13,200.00	3 Farm 5 .07 69,200.00			
Other Statutory Expenditures		4a Commercial 87 6.80 6,557,700.00			
MUNICIPAL FUNCTIONS TOTAL	1,373,159.35	4b Industrial 16 3.19 3,073,400.00			
CAPITAL IMPROVEMENTS *MEMO*	117,000.00	4c Apartments			
DEBT SERVICE		Total 3282 96,479,500.00			
Principal Payments	226,000.00	Land Area 2.40 Sq. Miles			
Interest Payments	314,855.00	Net Valuation Taxable-Municipal 96,918,291.00			
DEFERRED CHARGES	8,011.98	Net Valuation Taxable-County 114,941,681.00			
SCHOOL, COUNTY, SPECIAL DISTRICT TAXES	3,811,946.13	State Equalized Valuation 120,973,278.00			
RESERVE FOR UNCOLLECTED TAXES	156,602.31	State Equalization Ratio 80.07			
EMERGENCY EMPLOYMENT ACT OF 1971	16,443.90				
EXPENDITURES TOTAL	5,907,019.14				

1352

Population 1970 16,535  
 Population 1973 17,105  
 S & P Rating BBB  
 Moody Rating BAA

General Tax Rate Per \$100. 4.14  
 State Equalized Tax Rate 3.22

WALL TOWNSHIP — MONMOUTH COUNTY  
 Form of Government:  
 Township Committee  
 Number of Members on Governing Body 5

PER CAPITA:  
 Gross Debt 490.74  
 Net Debt 62.46  
 Debt Service .46  
 Total Tax Levy 427.60  
 Municipal Expenditures 152.57  
 PER CENT:  
 Gross Debt 4.42  
 Net Debt .56  
 Tax Levy Collected 94.70  
 Tax Levy Cancelled, Abated or Adjusted .19

EXPENDITURES		REVENUES-REALIZED		1973 PROPERTY TAX	
GENERAL GOVERNMENT				STATE EQUALIZED TAX RATE — 2.18	
Governing Body & Public Boards		1973 Property Taxes Collected	6,926,693.20	Local District School Taxes	4,840,047.46
Municipal Clerk	28,612.00	1973 Payments in Lieu of Taxes		Regional & Consolidated School Tax	
Financial Administration	55,150.00	Delinquent Tax & Lien Collections	286,092.12	School Taxes in Municipal Budget	
Assessment of Taxes	38,994.00	Business Personalty Replacement Taxes	125,873.14	County Taxes	1,289,693.00
Collection of Taxes	42,400.00	Taxes from Public Utilities	668,500.84	County Library Taxes	49,793.13
Planning, Housing & Development	200.00	Other Miscellaneous Tax Revenues		Local Municipal Purpose Taxes	866,080.04
Human Resources	4,000.00	State Aid Revenues	70,377.44	Veteran & Senior Citizen Taxes	115,400.00
Elections	184,700.00	Federal Aid Revenues	65,009.68	Total Taxes for Rate Computation	7,161,013.63
General Administration (other)		State and Local Fiscal Assistance Act Utilized	216,732.25	Special District Taxes	66,673.00
JUDICIARY	43,090.00	Sale of Acquired Property	17,005.50	Bank Stock Taxes	3,919.96
Municipal Courts		Other Miscellaneous Revenues	209,329.94	Added and Omitted Taxes	197,806.18
PUBLIC SAFETY	1,750.00	Other Revenues, Revenue Sharing Tax Effort	106,212.76	Total Taxes Levied - ABSTRACT	7,314,012.77
Fire Protection	701,567.00		8,691,825.87	Total Taxes Billed	7,314,012.77
Police Protection	2,000.00	Prior Years Surplus Appropriated	879,879.00	1973 TAXES COLLECTED	6,926,693.20
Civil Defense & Disaster Control	37,310.00	REVENUES TOTAL	9,571,705.87	1973 Taxes Cancelled, Abated or Adjusted	14,089.96
Environmental Inspection & Control		CAPITAL OUTLAY TOTAL	84,611.50	Transfer to Tax Title Liens or Foreclosed	
Other Public Safety		Public Enterprises	46,787.96	Balance Outstanding Dec. 31, 1973	373,229.61
PUBLIC WORKS	398,010.00	Recreation—Culture	28,803.26	PRIOR YEARS TAXES OUTSTANDING	
Streets and Drainage		Public Works	2,300.00	Balance January 1, 1973	328,523.66
Sewers and Sewage Processing	120,920.00	Buildings and Grounds	6,720.28	Collected in 1973	263,704.47
Garbage and Trash Disposal	61,200.00	Library and Education		Cancelled, Abated or Adjusted 1973	6,093.17
Public Buildings and Grounds		Conservation		Transfers to Tax Title Liens or Foreclosed	
Other Public Works		All Other		Balance December 31, 1973	58,726.02
HEALTH and WELFARE	24,780.00			TAX TITLE LIENS OUTSTANDING	
Health Services Except Environmental	4,100.00			Balance January 1, 1973	42,868.99
Welfare-Public Assistance	7,000.00			Transfers From Taxes	
Hospitals, Clinics, First Aid				Redeemed in 1973	23,587.65
Animal, Insect, & Rodent Control				Cancelled, Abated or Adjusted (1973)	
Other Welfare Services				Transfers to Foreclosed Property	
RECREATION and CONSERVATION	90,880.00			Balance December 31, 1973	19,281.34
Beaches and Boardwalks				PROPERTY ACQUIRED BY DEED OR	
Parks, Playgrounds, Shade Trees				FORECLOSURE	
Land Reclamation & Conservation				Balance January 1, 1973	218,050.00
Other Recreational Services				Transfers From Taxes or Liens	
EDUCATION (excluding schools)	17,861.00			Sale for Cash (1973)	17,005.50
Libraries				Cancelled, Abated or Adjusted (1973)	
Other Educational Services				Balance December 31, 1973	201,044.50
STATUTORY EXPENDITURES	105,429.00			CURRENT FINANCES DECEMBER 31, 1973	
Pensions & F. I. C. A.	54,000.00			ASSETS	
Employee Fringe Benefits				Cash Dec. 31, 1973	3,826,542.15
Other Statutory Expenditures				Taxes Receivable	431,955.63
MUNICIPAL FUNCTIONS TOTAL	2,023,953.00			Tax Title Liens	19,281.34
CAPITAL IMPROVEMENTS *MEMO*	257,732.25			Foreclosed Property	201,044.50
DEBT SERVICE	7,850.00			Emergencies & Other Deferred Charges	
Principal Payments				State Aid Receivable	74,187.20
Interest Payments				Other Receivables	89,766.08
DEFERRED CHARGES	2,050.40			Total	4,642,776.90
SCHOOL, COUNTY, SPECIAL DISTRICT TAXES	6,246,206.59			LIABILITIES, RESERVES, AND SURPLUS	
RESERVE FOR UNCOLLECTED TAXES	515,485.35			Cash Liabilities	2,583,849.08
EMERGENCY EMPLOYMENT ACT OF 1971	60,350.00			Reserves for Receivables	742,047.55
EXPENDITURES TOTAL	8,855,895.34			Surplus Dec. 31, 1973	1,316,880.27
				Total	4,642,776.90

Population 1970	10,300
Population 1973	10,855
S & P Rating	
Moody Rating	BAA-1

General Tax Rate Per \$100. 3.51  
State Equalized Tax Rate 1.89

**Form of Government:**  
Borough Council  
**Number of Members on Governing Body** 6

PER CAPITA:	217.94	PER CENT:	2.36
Gross Debt	51.06	Gross Debt	.55
Net Debt	5.50	Net Debt	98.92
Debt Service	203.91	Tax Levy Collected	
Total Tax Levy	100.09	Tax Levy Cancelled, Abated	.02
Municipal Expenditures		or Adjusted	

1971/3000

1923

Population 1970 385  
 Population 1973 390  
 S & P Rating  
 Moody Rating

General Tax Rate Per \$100. 4.01  
 State Equalized Tax Rate 1.79

**WALPACK TOWNSHIP — SUSSEX COUNTY**  
**Form of Government:**  
**Township Committee**  
**Number of Members on Governing Body 3**

PER CAPITA: 1,005.51  
 Gross Debt  
 Net Debt  
 Debt Service .64  
 Total Tax Levy 300.88  
 Municipal Expenditures 202.77  
 PER CENT: 4.37  
 Gross Debt  
 Net Debt  
 Tax Levy Collected 85.45  
 Tax Levy Cancelled, Abated or Adjusted

EXPENDITURES		REVENUES-REALIZED		1973 PROPERTY TAX	
<b>GENERAL GOVERNMENT</b>				<b>STATE EQUALIZED TAX RATE</b>	
Governing Body & Public Boards		1973 Property Taxes Collected	100,271.21	Local District School Taxes 1.07	71,098.23
Municipal Clerk		1973 Payments in Lieu of Taxes		Regional & Consolidated School Tax .10	6,418.71
Financial Administration	2,363.62	Delinquent Tax & Lien Collections	19,835.17	School Taxes in Municipal Budget	
Assessment of Taxes	3,695.20	Business Personalty Replacement Taxes	3,016.36	County Taxes	38,323.35
Collection of Taxes	3,242.95	Taxes from Public Utilities	23,914.62	County Library Taxes	1,502.19
Planning, Housing & Development		Other Miscellaneous Tax Revenues		Local Municipal Purpose Taxes	
Human Resources		State Aid Revenues	12,734.63	Veteran & Senior Citizen Taxes	2,000.00
Elections		Federal Aid Revenues		Total Taxes for Rate Computation 1.79	119,342.48
General Administration (other)	10,024.40	State and Local Fiscal Assistance Act Utilized		Special District Taxes	
<b>JUDICIARY</b>		Sale of Acquired Property		Bank Stock Taxes	
Municipal Courts		Other Miscellaneous Revenues	8,130.04	Added and Omitted Taxes	
<b>PUBLIC SAFETY</b>		Other Revenues, Revenue Sharing Tax Effort	500.00	Total Taxes Levied - ABSTRACT	117,342.48
Fire Protection	86.11	Total	168,452.03	Total Taxes Billed	117,342.48
Police Protection	200.00	Prior Years Surplus Appropriated	30,000.00	<b>1973 TAXES COLLECTED</b>	100,271.21
Civil Defense & Disaster Control	50.00	<b>REVENUES TOTAL</b>	198,452.03	1973 Taxes Cancelled, Abated or Adjusted	
Environmental Inspection & Control	236.38			Transfer to Tax Title Liens or Foreclosed	
Other Public Safety				Balance Outstanding Dec. 31, 1973	17,071.27
<b>PUBLIC WORKS</b>		<b>CAPITAL OUTLAY TOTAL</b>		<b>PRIOR YEARS TAXES OUTSTANDING</b>	
Streets and Drainage	16,356.12	Public Enterprises		Balance January 1, 1973	32,163.77
Sewers and Sewage Processing		Recreation—Culture		Collected in 1973	17,886.11
Garbage and Trash Disposal		Public Works		Cancelled, Abated or Adjusted 1973	
Public Buildings and Grounds	512.42	Buildings and Grounds		Transfers to Tax Title Liens or Foreclosed	
Other Public Works		Library and Education		Balance December 31, 1973	14,277.66
<b>HEALTH and WELFARE</b>		Conservation		<b>TAX TITLE LIENS OUTSTANDING</b>	
Health Services Except Environmental	201.00	All Other		Balance January 1, 1973	14,538.40
Welfare-Public Assistance	25.00			Transfers From Taxes	
Hospitals, Clinics, First Aid				Redeemed in 1973	1,949.06
Animal, Insect, & Rodent Control				Cancelled, Abated or Adjusted (1973)	
Other Welfare Services				Transfers to Foreclosed Property	
<b>RECREATION and CONSERVATION</b>				Balance December 31, 1973	12,589.34
Beaches and Boardwalks				<b>PROPERTY ACQUIRED BY DEED OR</b>	
Parks, Playgrounds, Shade Trees				<b>FORECLOSURE</b>	
Land Reclamation & Conservation				Balance January 1, 1973	3,100.00
Other Recreational Services				Transfers From Taxes or Liens	
<b>EDUCATION (excluding schools)</b>				Sale for Cash (1973)	
Libraries				Cancelled, Abated or Adjusted (1973)	
Other Educational Services	17,354.40			Balance December 31, 1973	3,100.00
<b>STATUTORY EXPENDITURES</b>				<b>CURRENT FINANCES DECEMBER 31, 1973</b>	
Pensions & F. I. C. A.	1,100.00			<b>ASSETS</b>	
Employee Fringe Benefits				Cash Dec. 31, 1973	66,288.54
Other Statutory Expenditures				Taxes Receivable	31,348.93
<b>MUNICIPAL FUNCTIONS TOTAL</b>	54,847.60			Tax Title Liens	12,589.34
<b>CAPITAL IMPROVEMENTS *MEMO*</b>				Foreclosed Property	3,100.00
<b>DEBT SERVICE</b>				Emergencies & Other Deferred Charges	95.90
Principal Payments				State Aid Receivable	9,540.77
Interest Payments	250.00			Other Receivables	395.99
<b>DEFERRED CHARGES</b>				Total	123,359.47
SCHOOL, COUNTY, SPECIAL DISTRICT TAXES	583.32			<b>LIABILITIES, RESERVES, AND SURPLUS</b>	
RESERVE FOR UNCOLLECTED TAXES	117,342.48			Cash Liabilities	32,002.42
EMERGENCY EMPLOYMENT ACT OF 1971	23,000.00			Reserves for Receivables	47,434.26
<b>EXPENDITURES TOTAL</b>	196,423.40			Surplus Dec. 31, 1973	43,922.79
				Total	123,359.47

1613

Population 1970 8,700  
 Population 1973 9,390  
 S & P Rating  
 Moody Rating

General Tax Rate Per \$100. 4.67  
 State Equalized Tax Rate 3.91

WANAQUE BOROUGH — PASSAIC COUNTY  
 Form of Government:  
 Borough Council  
 Number of Members on Governing Body 6

PER CAPITA:  
 Gross Debt 555.77  
 Net Debt 128.59  
 Debt Service 6.07  
 Total Tax Levy 359.30  
 Municipal Expenditures 131.15

PER CENT:  
 Gross Debt 6.91  
 Net Debt 1.60  
 Tax Levy Collected 95.49  
 Tax Levy Cancelled, Abated or Adjusted .23

EXPENDITURES		REVENUES-REALIZED		1973 PROPERTY TAX	
GENERAL GOVERNMENT		1973 Property Taxes Collected		STATE EQUALIZED TAX RATE 1.75	
Governing Body & Public Boards		3,222,892.38		Local District School Taxes .92	
Municipal Clerk				Regional & Consolidated School Tax .92	
Financial Administration	17,585.83	1973 Payments in Lieu of Taxes		School Taxes in Municipal Budget	
Assessment of Taxes	9,840.00	Delinquent Tax & Lien Collections		County Taxes .61	
Collection of Taxes	25,430.00	Business Personalty Replacement Taxes		County Library Taxes	
Planning, Housing & Development	5,187.00	Taxes from Public Utilities		Local Municipal Purpose Taxes .57	
Human Resources		Other Miscellaneous Tax Revenues		Veteran & Senior Citizen Taxes .06	
Elections	2,676.34	State Aid Revenues		Total Taxes for Rate Computation 3.91	
General Administration (other)	137,031.00	Federal Aid Revenues		Special District Taxes	
JUDICIARY		State and Local Fiscal Assistance Act Utilized		Bank Stock Taxes	
Municipal Courts	7,495.00	Sale of Acquired Property		Added and Omitted Taxes	
PUBLIC SAFETY		Other Miscellaneous Revenues		Total Taxes Levied - ABSTRACT	
Fire Protection	30,700.00	Other Revenues, Revenue Sharing Tax Effort		Total Taxes Billed	
Police Protection	214,780.00	Total		1973 TAXES COLLECTED	
Civil Defense & Disaster Control	1,100.00	Prior Years Surplus Appropriated		1973 Taxes Cancelled, Abated or Adjusted	
Environmental Inspection & Control	12,500.05	REVENUES TOTAL		Transfer to Tax Title Liens or Foreclosed	
Other Public Safety		CAPITAL OUTLAY TOTAL		Balance Outstanding Dec. 31, 1973	
PUBLIC WORKS		Public Enterprises		PRIOR YEARS TAXES OUTSTANDING	
Streets and Drainage	92,166.62	Recreation—Culture		Balance January 1, 1973	
Sewers and Sewage Processing		Public Works		Collected in 1973	
Garbage and Trash Disposal	129,474.00	Buildings and Grounds		Cancelled, Abated or Adjusted 1973	
Public Buildings and Grounds	18,022.50	Library and Education		Transfers to Tax Title Liens or Foreclosed	
Other Public Works		Conservation		Balance December 31, 1973	
HEALTH and WELFARE		All Other		TAX TITLE LIENS OUTSTANDING	
Health Services Except Environmental	26,826.66	CAPITAL DEBT AUTHORIZED, DECEMBER 31, 1973		Balance January 1, 1973	
Welfare-Public Assistance	1,983.00	ISSUED AND UNISSUED GROSS DEBT NET DEBT		Transfers From Taxes	
Hospitals, Clinics, First Aid	2,500.00	School 4,975,908 1,049,675		Redeemed in 1973	
Animal, Insect, & Rodent Control		Self-liquidating 85,000		Cancelled, Abated or Adjusted (1973)	
Other Welfare Services		Other 157,800 157,800		Transfers to Foreclosed Property	
RECREATION and CONSERVATION		Total 5,218,708 1,207,475		Balance December 31, 1973	
Beaches and Boardwalks		ISSUED AND OUTSTANDING		PROPERTY ACQUIRED BY DEED OR	
Parks, Playgrounds, Shade Trees	26,500.00	School 3,655,631.39		FORECLOSURE	
Land Reclamation & Conservation		Self-Liquidating 90,000.00		Balance January 1, 1973	
Other Recreational Services	1,000.00	Other 173,000.00		Transfers From Taxes or Liens	
EDUCATION (excluding schools)		Total 3,918,631.39		Sale for Cash (1973)	
Libraries	44,520.00	EQUALIZED VALUATION BASIS		Cancelled, Abated or Adjusted (1973)	
Other Educational Services		FOR NET DEBT COMPUTATION		Balance December 31, 1973	
STATUTORY EXPENDITURES		REAL PROPERTY VALUATIONS		CURRENT FINANCES DECEMBER 31, 1973	
Pensions & F. I. C. A.	51,807.94	Code Class # of Parcels % VAL'N ASSESSED VALUATION		ASSETS	
Employee Fringe Benefits	18,000.00	1 Vacant Land 563 11.48 8,097,400.00		Cash Dec. 31, 1973	
Other Statutory Expenditures		2 Residential 2273 74.52 52,583,200.00		Taxes Receivable	
MUNICIPAL FUNCTIONS TOTAL	877,125.94	3 Farm 4,531,400.00		Tax Title Liens	
CAPITAL IMPROVEMENTS *MEMO*	46,577.00	4a Commercial 102 6.42 4,829,200.00		Foreclosed Property	
DEBT SERVICE		4b Industrial 23 6.84 517,300.00		Emergencies & Other Deferred Charges	
Principal Payments	40,000.00	4c Apartments 7 .73 70,558,500.00		State Aid Receivable	
Interest Payments	16,981.90	Total 2968		Other Receivables	
DEFERRED CHARGES	48,388.77	Land Area 8.30 Sq. Miles		Total	
SCHOOL, COUNTY, SPECIAL DISTRICT TAXES	2,791,586.00	Net Valuation Taxable-Municipal		LIABILITIES, RESERVES, AND SURPLUS	
RESERVE FOR UNCOLLECTED TAXES	213,995.41	Net Valuation Taxable-County		Cash Liabilities	
EMERGENCY EMPLOYMENT ACT OF 1971	35,050.00	State Equalized Valuation		Reserves for Receivables	
EXPENDITURES TOTAL	4,023,528.02	State Equalization Ratio 83.74		Surplus Dec. 31, 1973	
				Total	

1924

Population 1970 4,355  
 Population 1973 4,825  
 S & P Rating  
 Moody Rating

General Tax Rate Per \$100. 3.60  
 State Equalized Tax Rate 2.61

## WANTAGE TOWNSHIP — SUSSEX COUNTY

Form of Government:

Township Committee

Number of Members on Governing Body 3

PER CAPITA: 425.52  
 Gross Debt 8.29  
 Net Debt  
 Debt Service 481.92  
 Total Tax Levy 150.88  
 Municipal Expenditures

PER CENT: 3.27  
 Gross Debt .06  
 Net Debt  
 Tax Levy Collected 93.12  
 Tax Levy Cancelled, Abated or Adjusted

EXPENDITURES		REVENUES-REALIZED		1973 PROPERTY TAX	
GENERAL GOVERNMENT				STATE EQUALIZED TAX RATE	
Governing Body & Public Boards		1973 Property Taxes Collected	2,165,259.81	Local District School Taxes	
Municipal Clerk		1973 Payments in Lieu of Taxes		Regional & Consolidated School Tax	1.62
Financial Administration	10,500.00	Delinquent Tax & Lien Collections	173,648.44	School Taxes in Municipal Budget	
Assessment of Taxes	18,100.00	Business Personalty Replacement Taxes	63,403.06	County Taxes	.72
Collection of Taxes	17,200.00	Taxes from Public Utilities	94,297.08	County Library Taxes	.03
Planning, Housing & Development	2,950.00	Other Miscellaneous Tax Revenues		Local Municipal Purpose Taxes	.21
Human Resources		State Aid Revenues	29,990.22	Veteran & Senior Citizen Taxes	.03
Elections	1,560.00	Federal Aid Revenues		Total Taxes for Rate Computation	2.61
General Administration (other)	74,440.00	State and Local Fiscal Assistance Act Utilized	72,850.00	Special District Taxes	
JUDICIARY		Sale of Acquired Property		Bank Stock Taxes	467.06
Municipal Courts	7,200.00	Other Miscellaneous Revenues	79,884.72	Added and Omitted Taxes	49,911.73
PUBLIC SAFETY		Other Revenues, Revenue Sharing Tax Effort	20,948.56	Total Taxes Levied - ABSTRACT	2,325,262.77
Fire Protection	11,750.00	Total	2,700,281.89	Total Taxes Billed	2,325,262.77
Police Protection	2,000.00	Prior Years Surplus Appropriated	225,000.00	1973 TAXES COLLECTED	2,165,259.81
Civil Defense & Disaster Control		REVENUES TOTAL	2,925,281.89	1973 Taxes Cancelled, Abated or Adjusted	
Environmental Inspection & Control	8,750.00	CAPITAL OUTLAY TOTAL	10,040.00	Transfer to Tax Title Liens or Foreclosed	
Other Public Safety				Balance Outstanding Dec. 31, 1973	160,002.96
PUBLIC WORKS				PRIOR YEARS TAXES OUTSTANDING	
Streets and Drainage	245,265.00	Public Enterprises		Balance January 1, 1973	166,459.98
Sewers and Sewage Processing		Recreation—Culture		Collected in 1973	147,722.81
Garbage and Trash Disposal	11,100.00	Public Works	10,040.00	Cancelled, Abated or Adjusted 1973	
Public Buildings and Grounds	9,600.00	Buildings and Grounds		Transfers to Tax Title Liens or Foreclosed	
Other Public Works		Library and Education		Balance December 31, 1973	18,737.17
HEALTH and WELFARE		Conservation		TAX TITLE LIENS OUTSTANDING	
Health Services Except Environmental	7,850.00	All Other		Balance January 1, 1973	68,900.15
Welfare—Public Assistance	950.00	CAPITAL DEBT AUTHORIZED, DECEMBER 31, 1973		Transfers From Taxes	
Hospitals, Clinics, First Aid	3,000.00	ISSUED AND UNISSUED GROSS DEBT		Redeemed in 1973	25,925.63
Animal, Insect, & Rodent Control		School	2,013,121	Cancelled, Abated or Adjusted (1973)	
Other Welfare Services		Self-liquidating		Transfers to Foreclosed Property	
RECREATION and CONSERVATION		Other	40,000	Balance December 31, 1973	42,974.52
Beaches and Boardwalks		Total	2,053,121	PROPERTY ACQUIRED BY DEED OR	
Parks, Playgrounds, Shade Trees				FORECLOSURE	
Land Reclamation & Conservation	200.00	ISSUED AND OUTSTANDING		Balance January 1, 1973	1,000.00
Other Recreational Services	2,050.00	School	791,232.49	Transfers From Taxes or Liens	
EDUCATION (excluding schools)		Self-Liquidating		Sale for Cash (1973)	
Libraries	2,000.00	Other		Cancelled, Abated or Adjusted (1973)	
Other Educational Services		Total	791,232.49	Balance December 31, 1973	1,000.00
STATUTORY EXPENDITURES		EQUALIZED VALUATION BASIS		CURRENT FINANCES DECEMBER 31, 1973	
Pensions & F. I. C. A.	17,700.00	FOR NET DEBT COMPUTATION	62,735,788.33	ASSETS	
Employee Fringe Benefits	10,000.00	REAL PROPERTY VALUATIONS		Cash Dec. 31, 1973	561,178.77
Other Statutory Expenditures		Code Class # of Parcels % VAL'N		Taxes Receivable	178,740.13
MUNICIPAL FUNCTIONS TOTAL	464,165.00	1 Vacant Land 1352 8.64	4,563,850.00	Tax Title Liens	42,974.52
CAPITAL IMPROVEMENTS *MEMO*	76,465.00	2 Residential 1293 46.97	24,818,275.00	Foreclosed Property	1,000.00
DEBT SERVICE		3 Farm 1116 31.45	16,617,675.00	Emergencies & Other Deferred Charges	27,900.00
Principal Payments		4a Commercial 113 12.27	6,483,845.00	State Aid Receivable	14,000.00
Interest Payments		4b Industrial 3 .62	329,100.00	Other Receivables	8,128.87
DEFERRED CHARGES	33,850.00	4c Apartments 1 .05	28,700.00	Total	833,922.29
SCHOOL, COUNTY, SPECIAL DISTRICT TAXES	2,093,550.25	Total 3875	52,841,445.00	LIABILITIES, RESERVES, AND SURPLUS	
RESERVE FOR UNCOLLECTED TAXES	230,000.00	Land Area 68.15 Sq. Miles		Cash Liabilities	126,164.03
EMERGENCY EMPLOYMENT ACT OF 1971		Net Valuation Taxable-Municipal	64,156,622.00	Reserves for Receivables	230,843.52
EXPENDITURES TOTAL	2,821,565.26	Net Valuation Taxable-County	77,212,564.00	Surplus Dec. 31, 1973	476,914.74
		State Equalized Valuation	84,109,563.00	Total	833,922.29
		State Equalization Ratio	72.59		

1820

Population 1970 8,665  
 Population 1973 8,965  
 S & P Rating /  
 Moody Rating BAA

General Tax Rate Per \$100. 8.52  
 State Equalized Tax Rate 3.21

## WARREN TOWNSHIP — SOMERSET COUNTY

Form of Government:  
 Township Committee  
 Number of Members on Governing Body 5

PER CAPITA:  
 Gross Debt 1,011.96  
 Net Debt 232.06  
 Debt Service 21.03  
 Total Tax Levy 547.28  
 Municipal Expenditures 192.23

PER CENT:  
 Gross Debt 6.81  
 Net Debt 1.56  
 Tax Levy Collected 94.59  
 Tax Levy Cancelled, Abated or Adjusted .09

EXPENDITURES		REVENUES-REALIZED		1973 PROPERTY TAX	
GENERAL GOVERNMENT		1973 Property Taxes Collected		STATE EQUALIZED TAX RATE — 3.21	
Governing Body & Public Boards			4,697,268.06	Local District School Taxes	1.53 2,321,405.00
Municipal Clerk				Regional & Consolidated School Tax	.82 1,243,564.20
Financial Administration	6,900.00	1973 Payments in Lieu of Taxes		School Taxes in Municipal Budget	
Assessment of Taxes	25,500.00	Delinquent Tax & Lien Collections	242,526.47	County Taxes	.44 674,578.04
Collection of Taxes	23,950.00	Business Personalty Replacement Taxes	91,279.45	County Library Taxes	.02 31,892.79
Planning, Housing & Development	29,175.00	Taxes from Public Utilities	240,456.37	Local Municipal Purpose Taxes	.37 555,204.67
Human Resources		Other Miscellaneous Tax Revenues		Veteran & Senior Citizen Taxes	.03 49,420.00
Elections	1,400.00	State Aid Revenues	76,225.31	Total Taxes for Rate Computation	3.21 4,876,464.70
General Administration (other)	177,854.87	Federal Aid Revenues		Special District Taxes	
JUDICIARY		State and Local Fiscal Assistance Act Utilized	51,935.00	Bank Stock Taxes	4,657.81
Municipal Courts	10,175.00	Sale of Acquired Property		Added and Omitted Taxes	74,651.40
PUBLIC SAFETY		Other Miscellaneous Revenues	160,472.22	Total Taxes Levied - ABSTRACT	4,906,353.91
Fire Protection	86,598.63	Other Revenues, Revenue Sharing Tax Effort	79,432.09	Total Taxes Billed	4,965,838.65
Police Protection	210,400.00	Total	5,639,594.97	1973 TAXES COLLECTED	4,697,268.06
Civil Defense & Disaster Control	3,930.00	Prior Years Surplus Appropriated	190,000.00	1973 Taxes Cancelled, Abated or Adjusted	4,332.42
Environmental Inspection & Control	20,405.00	REVENUES TOTAL	5,829,594.97	Transfer to Tax Title Liens or Foreclosed	22,760.86
Other Public Safety		CAPITAL OUTLAY TOTAL	217,455.19	Balance Outstanding Dec. 31, 1973	241,477.31
PUBLIC WORKS				PRIOR YEARS TAXES OUTSTANDING	
Streets and Drainage	274,007.11	Public Enterprises		Balance January 1, 1973	191,705.36
Sewers and Sewage Processing	40,825.50	Recreation—Culture		Collected in 1973	189,223.49
Garbage and Trash Disposal		Public Works	109,378.89	Cancelled, Abated or Adjusted 1973	
Public Buildings and Grounds	41,271.39	Buildings and Grounds	108,076.30	Transfers to Tax Title Liens or Foreclosed	
Other Public Works		Library and Education		Balance December 31, 1973	2,481.87
HEALTH and WELFARE		Conservation		TAX TITLE LIENS OUTSTANDING	
Health Services Except Environmental	22,316.00	All Other		Balance January 1, 1973	168,478.80
Welfare-Public Assistance	2,950.00			Transfers From Taxes	22,760.86
Hospitals, Clinics, First Aid		CAPITAL DEBT AUTHORIZED, DECEMBER 31, 1973		Redeemed in 1973	53,302.98
Animal, Insect, & Rodent Control		ISSUED AND UNISSUED GROSS DEBT NET DEBT		Cancelled, Abated or Adjusted (1973)	
Other Welfare Services		School 6,551,192		Transfers to Foreclosed Property	
RECREATION and CONSERVATION		Self-liquidating		Balance December 31, 1973	137,936.68
Beaches and Boardwalks		Other 2,521,000	2,080,418	PROPERTY ACQUIRED BY DEED OR FORECLOSURE	
Parks, Playgrounds, Shade Trees		Total 9,072,192	2,080,418	Balance January 1, 1973	13,150.00
Land Reclamation & Conservation	151,200.00	ISSUED AND OUTSTANDING		Transfers From Taxes or Liens	
Other Recreational Services	16,400.00	School 6,550,954.93		Sale for Cash (1973)	
EDUCATION (excluding schools)		Self-Liquidating		Cancelled, Abated or Adjusted (1973)	
Libraries	17,000.00	Other 2,060,000.00		Balance December 31, 1973	13,150.00
Other Educational Services		Total 8,610,954.93		CURRENT FINANCES DECEMBER 31, 1973	
STATUTORY EXPENDITURES		EQUALIZED VALUATION BASIS FOR NET DEBT COMPUTATION	133,268,752.67	ASSETS	
Pensions & F. I. C. A.	42,208.00	REAL PROPERTY VALUATIONS		Cash Dec. 31, 1973	513,122.18
Employee Fringe Benefits	14,378.00	Code Class # of Parcels % VAL'N		Taxes Receivable	243,959.18
Other Statutory Expenditures		1 Vacant Land 1010 8.77	4,588,500.00	Tax Title Liens	137,936.68
MUNICIPAL FUNCTIONS TOTAL	1,218,844.50	2 Residential 2485 77.23	43,513,950.00	Foreclosed Property	13,150.00
CAPITAL IMPROVEMENTS *MEMO*	70,505.00	3 Farm 116 1.88	1,008,200.00	Emergencies & Other Deferred Charges	184,374.25
DEBT SERVICE		4a Commercial 63 6.05	3,441,700.00	State Aid Receivable	113,597.14
Principal Payments	56,000.00	4b Industrial 13 6.07	3,449,150.00	Other Receivables	95,986.86
Interest Payments	132,250.75	4c Apartments		Total	1,302,126.29
DEFERRED CHARGES	47,336.92	Total 3687	56,861,500.00	LIABILITIES, RESERVES, AND SURPLUS	
SCHOOL, COUNTY, SPECIAL DISTRICT TAXES	4,271,840.33	Land Area 19.60 Sq. Miles		Cash Liabilities	579,157.55
RESERVE FOR UNCOLLECTED TAXES	268,976.92	Net Valuation Taxable-Municipal	57,237,200.00	Reserves for Receivables	547,380.61
EMERGENCY EMPLOYMENT ACT OF 1971		Net Valuation Taxable-County	138,065,527.00	Surplus Dec. 31, 1973	175,588.13
EXPENDITURES TOTAL	5,995,219.12	State Equalized Valuation	151,082,034.00	Total	1,302,126.29
		State Equalization Ratio	37.73		

2121

Population 1970 5,955  
 Population 1973 6,300  
 S & P Rating  
 Moody Rating BAA

General Tax Rate Per \$100. 3.57  
 State Equalized Tax Rate 3.19

WASHINGTON BOROUGH — WARREN COUNTY  
 Form of Government:  
 Mayor-Council Plan E (OMCL50)  
 Number of Members on Governing Body 7

PER CAPITA:  
 Gross Debt 254.10  
 Net Debt 94.44  
 Debt Service 11.21  
 Total Tax Levy 296.29  
 Municipal Expenditures 150.22

PER CENT:  
 Gross Debt 3.47  
 Net Debt 1.29  
 Tax Levy Collected 96.18  
 Tax Levy Cancelled, Abated or Adjusted .27

EXPENDITURES		REVENUES-REALIZED		1973 PROPERTY TAX	
GENERAL GOVERNMENT				STATE EQUALIZED TAX RATE — .84	
Governing Body & Public Boards		1973 Property Taxes Collected	1,796,625.57	Local District School Taxes	456,319.00
Municipal Clerk		1973 Payments in Lieu of Taxes	4,799.52	Regional & Consolidated School Tax	569,676.46
Financial Administration	4,724.58	Delinquent Tax & Lien Collections	62,533.81	School Taxes in Municipal Budget	
Assessment of Taxes	5,788.00	Business Personalty Replacement Taxes	93,008.84	County Taxes	391,816.92
Collection of Taxes	14,669.60	Taxes from Public Utilities	122,657.81	County Library Taxes	
Planning, Housing & Development	9,100.00	Other Miscellaneous Tax Revenues		Local Municipal Purpose Taxes	385,512.16
Human Resources		State Aid Revenues	38,641.49	Veteran & Senior Citizen Taxes	37,625.00
Elections	500.00	Federal Aid Revenues		Total Taxes for Rate Computation	1,880,949.54
General Administration (other)	98,789.84	State and Local Fiscal Assistance Act Utilized	84,553.50	Special District Taxes	
JUDICIARY		Sale of Acquired Property		Bank Stock Taxes	11,019.03
Municipal Courts	10,029.00	Other Miscellaneous Revenues	100,913.37	Added and Omitted Taxes	12,276.51
PUBLIC SAFETY		Other Revenues, Revenue Sharing Tax Effort	26,915.22	Total Taxes Levied - ABSTRACT	1,866,620.08
Fire Protection	30,499.00	REVENUES TOTAL	2,530,649.13	Total Taxes Billed	1,867,982.69
Police Protection	152,091.06	Prior Years Surplus Appropriated	200,000.00	1973 TAXES COLLECTED	1,796,625.57
Civil Defense & Disaster Control	2,331.00			1973 Taxes Cancelled, Abated or Adjusted	5,013.42
Environmental Inspection & Control	2,250.00			Transfer to Tax Title Liens or Foreclosed	1,640.64
Other Public Safety				Balance Outstanding Dec. 31, 1973	64,703.06
PUBLIC WORKS		CAPITAL OUTLAY TOTAL	207,942.59	PRIOR YEARS TAXES OUTSTANDING	
Streets and Drainage	122,003.99	Public Enterprises		Balance January 1, 1973	68,912.71
Sewers and Sewage Processing	59,957.11	Recreation—Culture	2,500.00	Collected in 1973	62,533.81
Garbage and Trash Disposal	45,000.00	Public Works	114,978.02	Cancelled, Abated or Adjusted 1973	122.81
Public Buildings and Grounds	24,172.37	Buildings and Grounds	5,911.37	Transfers to Tax Title Liens or Foreclosed	101.12
Other Public Works	12,863.65	Library and Education		Balance December 31, 1973	6,154.97
HEALTH and WELFARE		Conservation		TAX TITLE LIENS OUTSTANDING	
Health Services Except Environmental	2,000.00	All Other	84,553.50	Balance January 1, 1973	9,941.66
Welfare-Public Assistance	625.00			Transfers From Taxes	2,331.03
Hospitals, Clinics, First Aid	1,600.00	CAPITAL DEBT AUTHORIZED, DECEMBER 31, 1973		Redeemed in 1973	
Animal, Insect, & Rodent Control	1,338.00	ISSUED AND UNISSUED GROSS DEBT NET DEBT		Cancelled, Abated or Adjusted (1973)	
Other Welfare Services		School	1,005,860	Transfers to Foreclosed Property	
RECREATION and CONSERVATION		Self-liquidating		Balance December 31, 1973	12,272.69
Beaches and Boardwalks		Other	595,000	PROPERTY ACQUIRED BY DEED OR	
Parks, Playgrounds, Shade Trees		Total	1,600,860	FORECLOSURE	
Land Reclamation & Conservation				Balance January 1, 1973	
Other Recreational Services	33,323.05	ISSUED AND OUTSTANDING		Transfers From Taxes or Liens	
EDUCATION (excluding schools)		School	123,000.00	Sale for Cash (1973)	
Libraries	14,136.35	Self-Liquidating		Cancelled, Abated or Adjusted (1973)	
Other Educational Services		Other	595,000.00	Balance December 31, 1973	
STATUTORY EXPENDITURES		Total	718,000.00	CURRENT FINANCES DECEMBER 31, 1973	
Pensions & F. I. C. A.	37,400.00	EQUALIZED VALUATION BASIS		ASSETS	
Employee Fringe Benefits	9,800.00	FOR NET DEBT COMPUTATION	46,181,190.00	Cash Dec. 31, 1973	740,489.47
Other Statutory Expenditures		REAL PROPERTY VALUATIONS		Taxes Receivable	70,858.03
MUNICIPAL FUNCTIONS TOTAL	694,961.70	Code Class # of Parcels % VAL'N		Tax Title Liens	12,272.69
CAPITAL IMPROVEMENTS MEMO	143,453.50	1 Vacant Land 109 .76	386,500.00	Foreclosed Property	
DEBT SERVICE		2 Residential 1504 63.41	32,098,300.00	Emergencies & Other Deferred Charges	16,926.00
Principal Payments	43,000.00	3 Farm 8 .33	168,300.00	State Aid Receivable	39,985.80
Interest Payments	27,012.00	4a Commercial 166 19.47	9,856,800.00	Other Receivables	2,090.60
DEFERRED CHARGES	6,346.77	4b Industrial 20 11.00	5,568,700.00	Total	882,622.59
SCHOOL, COUNTY, SPECIAL DISTRICT TAXES	1,457,312.38	4c Apartments 4 5.02	2,539,200.00	LIABILITIES, RESERVES, AND SURPLUS	
RESERVE FOR UNCOLLECTED TAXES	174,485.02	Total 1811	50,617,800.00	Cash Liabilities	545,757.17
EMERGENCY EMPLOYMENT ACT OF 1971		Land Area 1.90 Sq. Miles		Reserves for Receivables	85,221.32
EXPENDITURES TOTAL	2,404,217.87	Net Valuation Taxable-Municipal	52,715,298.00	Surplus Dec. 31, 1973	251,644.10
		Net Valuation Taxable-County	51,601,389.00	Total	882,622.59
		State Equalized Valuation	58,673,148.00		
		State Equalization Ratio	89.57		

0266

Population 1970 10,605  
 Population 1973 10,775  
 S & P Rating  
 Moody Rating BAA

General Tax Rate Per \$100. 5.59  
 State Equalized Tax Rate 3.26

WASHINGTON TOWNSHIP — BERGEN COUNTY  
 Form of Government:  
 Mayor-Council Plan E (OMCL50)  
 Number of Members on Governing Body 5

PER CAPITA:  
 Gross Debt 1,582.56  
 Regional & Consolidated School Tax 1,208.47  
 Net Debt 19.56  
 Debt Service 392.82  
 Total Tax Levy 134.98  
 Municipal Expenditures

PER CENT:  
 Gross Debt 14.42  
 Net Debt 11.01  
 Tax Levy Collected 98.78  
 Tax Levy Cancelled, Abated or Adjusted .18

EXPENDITURES		REVENUES-REALIZED		1973 PROPERTY TAX	
GENERAL GOVERNMENT				STATE EQUALIZED TAX RATE →	
Governing Body & Public Boards	12,400.00	1973 Property Taxes Collected		Local District School Taxes	
Municipal Clerk	22,850.00	1973 Payments in Lieu of Taxes		Regional & Consolidated School Tax 2.15	2,806,805.84
Financial Administration	40,143.00	Delinquent Tax & Lien Collections		School Taxes in Municipal Budget	
Assessment of Taxes		Business Personalty Replacement Taxes		County Taxes .35	455,154.28
Collection of Taxes		Taxes from Public Utilities		County Library Taxes	
Planning, Housing & Development	17,650.00	Other Miscellaneous Tax Revenues		Local Municipal Purpose Taxes .72	939,444.13
Human Resources	1,500.00	State Aid Revenues		Veteran & Senior Citizen Taxes .04	55,530.00
Elections	1,600.00	Federal Aid Revenues		Total Taxes for Rate Computation 3.26	4,256,934.25
General Administration (other)	110,701.00	State and Local Fiscal Assistance Act Utilized		Special District Taxes	
JUDICIARY		Sale of Acquired Property		Bank Stock Taxes	1,638.44
Municipal Courts	9,050.00	Other Miscellaneous Revenues		Added and Omitted Taxes	29,595.23
PUBLIC SAFETY		Other Revenues, Revenue Sharing Tax Effort		Total Taxes Levied - ABSTRACT	4,232,637.92
Fire Protection	65,826.00	Total		Total Taxes Billed	4,240,119.57
Police Protection	344,634.00	Prior Years Surplus Appropriated		1973 TAXES COLLECTED	4,188,230.11
Civil Defense & Disaster Control	100.00	REVENUES TOTAL		1973 Taxes Cancelled, Abated or Adjusted	7,715.05
Environmental Inspection & Control		CAPITAL OUTLAY TOTAL		Transfer to Tax Title Liens or Foreclosed	2,778.23
Other Public Safety				Balance Outstanding Dec. 31, 1973	41,396.18
PUBLIC WORKS				PRIOR YEARS TAXES OUTSTANDING	
Streets and Drainage	206,733.00	Public Enterprises		Balance January 1, 1973	44,102.07
Sewers and Sewage Processing	78,433.00	Recreation—Culture		Collected in 1973	43,167.65
Garbage and Trash Disposal		Public Works		Cancelled, Abated or Adjusted 1973	
Public Buildings and Grounds	4,900.00	Buildings and Grounds		Transfers to Tax Title Liens or Foreclosed	773.76
Other Public Works		Library and Education		Balance December 31, 1973	160.66
HEALTH and WELFARE		Conservation		TAX TITLE LIENS OUTSTANDING	
Health Services Except Environmental	23,850.00	All Other		Balance January 1, 1973	12,086.54
Welfare-Public Assistance	980.00	CAPITAL DEBT AUTHORIZED, DECEMBER 31, 1973		Transfers From Taxes	3,734.40
Hospitals, Clinics, First Aid	1,700.00	ISSUED AND UNISSUED GROSS DEBT		Redeemed in 1973	156.14
Animal, Insect, & Rodent Control		NET DEBT		Cancelled, Abated or Adjusted (1973)	
Other Welfare Services				Transfers to Foreclosed Property	
RECREATION and CONSERVATION		ISSUED AND OUTSTANDING		Balance December 31, 1973	15,664.80
Beaches and Boardwalks		School		PROPERTY ACQUIRED BY DEED OR	
Parks, Playgrounds, Shade Trees	1,000.00	Self-Liquidating		FORECLOSURE	
Land Reclamation & Conservation		Other		Balance January 1, 1973	18,065.00
Other Recreational Services	21,150.00	Total		Transfers From Taxes or Liens	
EDUCATION (excluding schools)		EQUALIZED VALUATION BASIS		Sale for Cash (1973)	
Libraries	43,000.00	FOR NET DEBT COMPUTATION		Cancelled, Abated or Adjusted (1973)	
Other Educational Services		REAL PROPERTY VALUATIONS		Balance December 31, 1973	18,065.00
STATUTORY EXPENDITURES		Code Class # of Parcels % VAL'N		CURRENT FINANCES DECEMBER 31, 1973	
Pensions & F. I. C. A.	53,500.00	ASSESSED VALUATION		ASSETS	
Employee Fringe Benefits	17,750.00	1 Vacant Land 272 2.41		Cash Dec. 31, 1973	821,514.04
Other Statutory Expenditures		2 Residential 2645 94.19		Taxes Receivable	41,556.84
MUNICIPAL FUNCTIONS TOTAL	1,079,450.00	3 Farm 2 .11		Tax Title Liens	15,664.80
CAPITAL IMPROVEMENTS *MEMO*	150,500.00	4a Commercial 19 3.28		Foreclosed Property	18,065.00
DEBT SERVICE		4b Industrial		Emergencies & Other Deferred Charges	343,800.00
Principal Payments	19,500.00	4c Apartments		State Aid Receivable	187.00
Interest Payments	191,221.00	Total 2938		Other Receivables	15,436.01
DEFERRED CHARGES	71,622.20	Land Area 2.87 Sq. Miles		Total	1,256,223.69
SCHOOL, COUNTY, SPECIAL DISTRICT TAXES	3,261,960.12	Net Valuation Taxable-Municipal		LIABILITIES, RESERVES, AND SURPLUS	
RESERVE FOR UNCOLLECTED TAXES	84,199.33	Net Valuation Taxable-County		Cash Liabilities	713,500.68
EMERGENCY EMPLOYMENT ACT OF 1971	8,411.00	State Equalized Valuation		Reserves for Receivables	90,722.64
EXPENDITURES TOTAL	4,716,363.65	State Equalization Ratio 58.49		Surplus Dec. 31, 1973	452,000.37
				Total	1,256,223.69

0336

Population 1970 675  
Population 1973 690  
S & P Rating  
Moody Rating

675  
690

General Tax Rate Per \$100. 4.33  
State Equalized Tax Rate 1.79

# WASHINGTON TOWNSHIP — BURLINGTON COUNTY

Form of Government:  
Township Committee  
Number of Members on Governing Body 3

PER CAPITA: 107.97  
Gross Debt  
Net Debt  
Debt Service 439.89  
Total Tax Levy 116.79  
Municipal Expenditures  
PER CENT: .58  
Gross Debt  
Net Debt  
Tax Levy Collected 93.98  
Tax Levy Cancelled, Abated or Adjusted

EXPENDITURES		REVENUES-REALIZED		1973 PROPERTY TAX	
<b>GENERAL GOVERNMENT</b>				<b>STATE EQUALIZED TAX RATE</b>	
Governing Body & Public Boards		1973 Property Taxes Collected	285,260.65	Local District School Taxes	1.39 238,490.00
Municipal Clerk		1973 Payments in Lieu of Taxes		Regional & Consolidated School Tax	
Financial Administration	1,750.00	Delinquent Tax & Lien Collections	14,090.87	School Taxes in Municipal Budget	
Assessment of Taxes	2,600.00	Business Personality Replacement Taxes	15,843.74	County Taxes	.33 56,699.77
Collection of Taxes	1,300.00	Taxes from Public Utilities	17,313.90	County Library Taxes	.01 2,124.73
Planning, Housing & Development	75.00	Other Miscellaneous Tax Revenues		Local Municipal Purpose Taxes	.03 5,200.00
Human Resources		State Aid Revenues	4,431.84	Veteran & Senior Citizen Taxes	.03 4,550.00
Elections		Federal Aid Revenues		Total Taxes for Rate Computation	1.79 307,064.50
General Administration (other)	7,580.00	State and Local Fiscal Assistance Act Utilized	11,214.00	Special District Taxes	
<b>JUDICIARY</b>		Sale of Acquired Property		Bank Stock Taxes	
Municipal Courts	750.00	Other Miscellaneous Revenues	6,732.36	Added and Omitted Taxes	1,007.15
<b>PUBLIC SAFETY</b>		Other Revenues, Revenue Sharing Tax Effort	3,666.75	Total Taxes Levied - ABSTRACT	303,521.65
Fire Protection	4,000.00	Total	358,554.11	Total Taxes Billed	303,521.65
Police Protection	1,500.00	Prior Years Surplus Appropriated	24,100.00	1973 TAXES COLLECTED	285,260.65
Civil Defense & Disaster Control	200.00	REVENUES TOTAL	382,654.11	1973 Taxes Cancelled, Abated or Adjusted	
Environmental Inspection & Control	280.00			Transfer to Tax Title Liens or Foreclosed	
Other Public Safety				Balance Outstanding Dec. 31, 1973	18,261.00
<b>PUBLIC WORKS</b>		<b>CAPITAL OUTLAY TOTAL</b>		<b>PRIOR YEARS TAXES OUTSTANDING</b>	
Streets and Drainage	12,100.00	Public Enterprises		Balance January 1, 1973	15,957.36
Sewers and Sewage Processing		Recreation—Culture		Collected in 1973	13,790.87
Garbage and Trash Disposal	2,100.00	Public Works		Cancelled, Abated or Adjusted 1973	
Public Buildings and Grounds	1,261.00	Buildings and Grounds		Transfers to Tax Title Liens or Foreclosed	
Other Public Works		Library and Education		Balance December 31, 1973	2,166.49
<b>HEALTH and WELFARE</b>		Conservation		<b>TAX TITLE LIENS OUTSTANDING</b>	
Health Services Except Environmental	350.00	All Other		Balance January 1, 1973	1,647.40
Welfare-Public Assistance	540.00			Transfers From Taxes	
Hospitals, Clinics, First Aid		<b>CAPITAL DEBT AUTHORIZED, DECEMBER 31, 1973</b>		Redeemed in 1973	300.00
Animal, Insect, & Rodent Control	2,900.00	<b>ISSUED AND UNISSUED</b>		Cancelled, Abated or Adjusted (1973)	
Other Welfare Services		School	74,500	Transfers to Foreclosed Property	
<b>RECREATION and CONSERVATION</b>		Self-liquidating		Balance December 31, 1973	1,347.40
Beaches and Boardwalks		Other		<b>PROPERTY ACQUIRED BY DEED OR FORECLOSURE</b>	
Parks, Playgrounds, Shade Trees		Total	74,500	Balance January 1, 1973	25.00
Land Reclamation & Conservation				Transfers From Taxes or Liens	
Other Recreational Services		<b>ISSUED AND OUTSTANDING</b>		Sale for Cash (1973)	
<b>EDUCATION (excluding schools)</b>		School	74,500.00	Cancelled, Abated or Adjusted (1973)	
Libraries		Self-Liquidating		Balance December 31, 1973	25.00
Other Educational Services		Other		<b>CURRENT FINANCES DECEMBER 31, 1973</b>	
<b>STATUTORY EXPENDITURES</b>		Total	74,500.00	<b>ASSETS</b>	
Pensions & F. I. C. A.	500.00	<b>EQUALIZED VALUATION BASIS</b>		Cash Dec. 31, 1973	298,421.17
Employee Fringe Benefits		<b>FOR NET DEBT COMPUTATION</b>	12,919,991.67	Taxes Receivable	20,427.49
Other Statutory Expenditures		<b>REAL PROPERTY VALUATIONS</b>		Tax Title Liens	1,347.40
<b>MUNICIPAL FUNCTIONS TOTAL</b>	39,786.00	Code Class # of Parcels % VAL'N		Foreclosed Property	25.00
<b>CAPITAL IMPROVEMENTS *MEMO*</b>	6,700.00	1 Vacant Land 226 4.61	299,513.00	Emergencies & Other Deferred Charges	2,000.00
<b>DEBT SERVICE</b>		2 Residential 286 40.91	2,659,694.00	State Aid Receivable	366.67
Principal Payments		3 Farm 81 15.73	1,026,197.00	Other Receivables	290.81
Interest Payments		4a Commercial 12 4.80	312,255.00	Total	322,878.54
<b>DEFERRED CHARGES</b>	6,850.00	4b Industrial 7 33.90	2,203,827.00	<b>LIABILITIES, RESERVES, AND SURPLUS</b>	
<b>SCHOOL, COUNTY, SPECIAL DISTRICT TAXES</b>		4c Apartments		Cash Liabilities	226,039.63
<b>RESERVE FOR UNCOLLECTED TAXES</b>	297,314.50	Total 612	6,501,436.00	Reserves for Receivables	22,390.70
<b>EMERGENCY EMPLOYMENT ACT OF 1971</b>	33,950.00	Land Area 107.32 Sq. Miles		Surplus Dec. 31, 1973	74,748.21
<b>EXPENDITURES TOTAL</b>	377,900.50	Net Valuation Taxable-Municipal	7,100,968.00	Total	322,878.54
		Net Valuation Taxable-County	8,602,157.00		
		State Equalized Valuation	16,296,572.00		
		State Equalization Ratio	41.42		

0818

Population 1970 15,790  
 Population 1973 17,060  
 S & P Rating  
 Moody Rating

General Tax Rate Per \$100. 4.71  
 State Equalized Tax Rate 3.06

## WASHINGTON TOWNSHIP — GLOUCESTER CO.

Form of Government:  
 Township Committee  
 Number of Members on Governing Body 5

PER CAPITA: 370.81  
 Gross Debt 15.30  
 Net Debt .06  
 Debt Service 332.58  
 Total Tax Levy 80.10  
 Municipal Expenditures

PER CENT: 4.52  
 Gross Debt .19  
 Net Debt 95.40  
 Tax Levy Collected  
 Tax Levy Cancelled, Abated or Adjusted .12

EXPENDITURES		REVENUES-REALIZED		1973 PROPERTY TAX	
<b>GENERAL GOVERNMENT</b>				<b>STATE EQUALIZED TAX RATE</b>	
Governing Body & Public Boards	8,600.00	1973 Property Taxes Collected		Local District School Taxes	2.27 3,955,221.00
Municipal Clerk	10,000.00	1973 Payments in Lieu of Taxes		Regional & Consolidated School Tax	
Financial Administration	18,790.36	Delinquent Tax & Lien Collections		School Taxes in Municipal Budget	
Assessment of Taxes	17,135.35	Business Personalty Replacement Taxes		County Taxes	.51 857,391.04
Collection of Taxes	28,286.61	Taxes from Public Utilities		County Library Taxes	
Planning, Housing & Development	27,548.67	Other Miscellaneous Tax Revenues		Local Municipal Purpose Taxes	.24 417,639.04
Human Resources		State Aid Revenues		Veteran & Senior Citizen Taxes	.05 79,380.00
Elections	3,630.00	Federal Aid Revenues		Total Taxes for Rate Computation	3.07 5,349,631.08
General Administration (other)	143,764.65	State and Local Fiscal Assistance Act Utilized		Special District Taxes	146,900.00
<b>JUDICIARY</b>		Sale of Acquired Property		Bank Stock Taxes	8,916.06
Municipal Courts	23,871.26	Other Miscellaneous Revenues		Added and Omitted Taxes	247,760.24
<b>PUBLIC SAFETY</b>		Other Revenues, Revenue Sharing Tax Effort		Total Taxes Levied - ABSTRACT	5,673,827.38
Fire Protection	1,650.00	Prior Years Surplus Appropriated		Total Taxes Billed	5,661,715.55
Police Protection	234,353.40	<b>REVENUES TOTAL</b>		<b>1973 TAXES COLLECTED</b>	5,401,229.57
Civil Defense & Disaster Control	4,948.00	<b>CAPITAL OUTLAY TOTAL</b>		1973 Taxes Cancelled, Abated or Adjusted	6,571.03
Environmental Inspection & Control	11,694.00	Public Enterprises		Transfer to Tax Title Liens or Foreclosed	22,296.28
Other Public Safety		Recreation—Culture		Balance Outstanding Dec. 31, 1973	231,618.67
<b>PUBLIC WORKS</b>		Public Works		<b>PRIOR YEARS TAXES OUTSTANDING</b>	
Streets and Drainage	188,178.49	Buildings and Grounds		Balance January 1, 1973	258,213.57
Sewers and Sewage Processing		Library and Education		Collected in 1973	229,312.97
Garbage and Trash Disposal	54,604.75	Conservation		Cancelled, Abated or Adjusted 1973	
Public Buildings and Grounds	31,100.00	All Other		Transfers to Tax Title Liens or Foreclosed	
Other Public Works	53,900.00	<b>CAPITAL DEBT AUTHORIZED, DECEMBER 31, 1973</b>		Balance December 31, 1973	28,900.60
<b>HEALTH and WELFARE</b>		<b>ISSUED AND UNISSUED GROSS DEBT NET DEBT</b>		<b>TAX TITLE LIENS OUTSTANDING</b>	
Health Services Except Environmental	9,950.98	School		Balance January 1, 1973	56,284.01
Welfare-Public Assistance	1,610.00	Self-liquidating		Transfers From Taxes	22,296.28
Hospitals, Clinics, First Aid		Other		Redeemed in 1973	34,738.29
Animal, Insect, & Rodent Control		Total		Cancelled, Abated or Adjusted (1973)	
Other Welfare Services		<b>ISSUED AND OUTSTANDING</b>		Transfers to Foreclosed Property	
<b>RECREATION and CONSERVATION</b>		School		Balance December 31, 1973	43,842.00
Beaches and Boardwalks		Self-Liquidating		<b>PROPERTY ACQUIRED BY DEED OR FORECLOSURE</b>	
Parks, Playgrounds, Shade Trees	23,750.00	Other		Balance January 1, 1973	63,610.00
Land Reclamation & Conservation		Total		Transfers From Taxes or Liens	
Other Recreational Services	141.20	<b>EQUALIZED VALUATION BASIS FOR NET DEBT COMPUTATION</b>		Sale for Cash (1973)	
<b>EDUCATION (excluding schools)</b>		<b>REAL PROPERTY VALUATIONS</b>		Cancelled, Abated or Adjusted (1973)	
Libraries	11,997.66	Code Class # of Parcels % VAL'N		Balance December 31, 1973	63,610.00
Other Educational Services		1 Vacant Land 1091 6.13		<b>CURRENT FINANCES DECEMBER 31, 1973</b>	
<b>STATUTORY EXPENDITURES</b>		2 Residential 3895 67.82		<b>ASSETS</b>	
Pensions & F. I. C. A.	41,077.33	3 Farm 333 4.59		Cash Dec. 31, 1973	1,094,956.07
Employee Fringe Benefits	17,635.00	4a Commercial 201 14.23		Taxes Receivable	260,519.27
Other Statutory Expenditures		4b Industrial 8 .77		Tax Title Liens	43,842.00
<b>MUNICIPAL FUNCTIONS TOTAL</b>	968,617.71	4c Apartments 5 6.46		Foreclosed Property	63,610.00
<b>CAPITAL IMPROVEMENTS *MEMO*</b>	281,744.00	Total 5533		Emergencies & Other Deferred Charges	53,445.50
<b>DEBT SERVICE</b>		Land Area 21.65 Sq. Miles		State Aid Receivable	17,796.30
Principal Payments		Net Valuation Taxable-Municipal		Other Receivables	116,993.87
Interest Payments	975.00	Net Valuation Taxable-County		Total	1,651,163.01
<b>DEFERRED CHARGES</b>		State Equalized Valuation		<b>LIABILITIES, RESERVES, AND SURPLUS</b>	
SCHOOL, COUNTY, SPECIAL DISTRICT TAXES	23,059.11	State Equalization Ratio		Cash Liabilities	332,293.65
RESERVE FOR UNCOLLECTED TAXES	4,999,512.04			Reserves for Receivables	484,965.14
EMERGENCY EMPLOYMENT ACT OF 1971	314,354.58			Surplus Dec. 31, 1973	833,904.22
<b>EXPENDITURES TOTAL</b>	6,365,963.94			Total	1,651,163.01

1112

Population 1970 **3,325**  
 Population 1973 **3,505**  
 S & P Rating  
 Moody Rating

General Tax Rate Per \$100. **2.62**  
 State Equalized Tax Rate **2.58**

## WASHINGTON TOWNSHIP — MERCER COUNTY

Form of Government:

Township Committee

Number of Members on Governing Body 3

PER CAPITA:

Gross Debt **139.09**  
 Net Debt **9.99**  
 Debt Service **376.53**  
 Total Tax Levy **152.90**  
 Municipal Expenditures

PER CENT:

Gross Debt **1.21**  
 Net Debt **.09**  
 Tax Levy Collected **91.54**  
 Tax Levy Cancelled, Abated or Adjusted **1.05**

EXPENDITURES		REVENUES-REALIZED		1973 PROPERTY TAX	
<b>GENERAL GOVERNMENT</b>				<b>STATE EQUALIZED TAX RATE</b> <b>1.53</b>	
Governing Body & Public Boards		1973 Property Taxes Collected	<b>1,208,250.44</b>	Local District School Taxes	<b>770,993.25</b>
Municipal Clerk		1973 Payments in Lieu of Taxes		Regional & Consolidated School Tax	
Financial Administration	<b>6,160.00</b>	Delinquent Tax & Lien Collections	<b>90,701.02</b>	School Taxes in Municipal Budget	
Assessment of Taxes	<b>11,618.42</b>	Business Personalty Replacement Taxes	<b>39,724.38</b>	County Taxes	<b>.86 436,404.53</b>
Collection of Taxes	<b>5,770.00</b>	Taxes from Public Utilities	<b>119,844.74</b>	County Library Taxes	<b>.04 19,283.17</b>
Planning, Housing & Development	<b>23,300.00</b>	Other Miscellaneous Tax Revenues		Local Municipal Purpose Taxes	<b>.12 58,447.74</b>
Human Resources		State Aid Revenues	<b>30,572.81</b>	Veteran & Senior Citizen Taxes	<b>.03 16,570.00</b>
Elections	<b>900.00</b>	Federal Aid Revenues		Total Taxes for Rate Computation	<b>2.58 1,301,698.69</b>
General Administration (other)	<b>52,275.00</b>	State and Local Fiscal Assistance Act Utilized	<b>30,300.00</b>	Special District Taxes	
<b>JUDICIARY</b>		Sale of Acquired Property		Bank Stock Taxes	<b>3,122.26</b>
Municipal Courts	<b>20,300.00</b>	Other Miscellaneous Revenues	<b>56,418.45</b>	Added and Omitted Taxes	<b>31,487.44</b>
<b>PUBLIC SAFETY</b>		Other Revenues, Revenue Sharing Tax Effort	<b>37,089.49</b>	Total Taxes Levied - ABSTRACT	<b>1,319,738.39</b>
Fire Protection	<b>20,200.00</b>	Total	<b>1,612,901.33</b>	Total Taxes Billed	<b>1,319,898.39</b>
Police Protection	<b>42,006.00</b>	Prior Years Surplus Appropriated	<b>125,000.00</b>	1973 TAXES COLLECTED	<b>1,208,250.44</b>
Civil Defense & Disaster Control	<b>500.00</b>	REVENUES TOTAL	<b>1,737,901.33</b>	1973 Taxes Cancelled, Abated or Adjusted	<b>13,798.57</b>
Environmental Inspection & Control	<b>3,860.00</b>	CAPITAL OUTLAY TOTAL	<b>10,830.48</b>	Transfer to Tax Title Liens or Foreclosed	<b>1,362.40</b>
Other Public Safety				Balance Outstanding Dec. 31, 1973	<b>96,486.98</b>
<b>PUBLIC WORKS</b>				<b>PRIOR YEARS TAXES OUTSTANDING</b>	
Streets and Drainage	<b>103,300.00</b>	Public Enterprises		Balance January 1, 1973	<b>116,836.15</b>
Sewers and Sewage Processing	<b>2,500.00</b>	Recreation—Culture		Collected in 1973	<b>90,701.02</b>
Garbage and Trash Disposal	<b>41,000.00</b>	Public Works	<b>2,700.00</b>	Cancelled, Abated or Adjusted 1973	<b>8,023.63</b>
Public Buildings and Grounds	<b>10,200.00</b>	Buildings and Grounds	<b>8,130.48</b>	Transfers to Tax Title Liens or Foreclosed	<b>752.70</b>
Other Public Works		Library and Education		Balance December 31, 1973	<b>17,358.80</b>
<b>HEALTH and WELFARE</b>		Conservation		<b>TAX TITLE LIENS OUTSTANDING</b>	
Health Services Except Environmental	<b>6,850.00</b>	All Other		Balance January 1, 1973	<b>1,139.95</b>
Welfare-Public Assistance	<b>2,880.00</b>			Transfers From Taxes	<b>2,217.32</b>
Hospitals, Clinics, First Aid				Redeemed in 1973	
Animal, Insect, & Rodent Control	<b>900.00</b>			Cancelled, Abated or Adjusted (1973)	
Other Welfare Services				Transfers to Foreclosed Property	
<b>RECREATION and CONSERVATION</b>				Balance December 31, 1973	<b>3,357.27</b>
Beaches and Boardwalks				<b>PROPERTY ACQUIRED BY DEED OR</b>	
Parks, Playgrounds, Shade Trees	<b>1,000.00</b>			<b>FORECLOSURE</b>	
Land Reclamation & Conservation	<b>3,050.00</b>			Balance January 1, 1973	<b>1,425.00</b>
Other Recreational Services	<b>12,500.00</b>			Transfers From Taxes or Liens	
<b>EDUCATION (excluding schools)</b>				Sale for Cash (1973)	
Libraries	<b>3,375.00</b>			Cancelled, Abated or Adjusted (1973)	
Other Educational Services				Balance December 31, 1973	<b>1,425.00</b>
<b>STATUTORY EXPENDITURES</b>				<b>CURRENT FINANCES DECEMBER 31, 1973</b>	
Pensions & F. I. C. A.	<b>9,500.99</b>			<b>ASSETS</b>	
Employee Fringe Benefits				Cash Dec. 31, 1973	<b>681,257.23</b>
Other Statutory Expenditures				Taxes Receivable	<b>113,845.78</b>
<b>MUNICIPAL FUNCTIONS TOTAL</b>	<b>383,945.41</b>			Tax Title Liens	<b>3,357.27</b>
<b>CAPITAL IMPROVEMENTS *MEMO*</b>	<b>53,900.00</b>			Foreclosed Property	<b>1,425.00</b>
<b>DEBT SERVICE</b>				Emergencies & Other Deferred Charges	<b>14,605.42</b>
Principal Payments				State Aid Receivable	<b>33,769.07</b>
Interest Payments				Other Receivables	<b>5,403.51</b>
				Total	<b>853,663.28</b>
<b>DEFERRED CHARGES</b>	<b>7,955.73</b>			<b>LIABILITIES, RESERVES, AND SURPLUS</b>	
<b>SCHOOL, COUNTY, SPECIAL DISTRICT TAXES</b>	<b>1,226,680.95</b>			Cash Liabilities	<b>547,075.25</b>
<b>RESERVE FOR UNCOLLECTED TAXES</b>	<b>144,000.00</b>			Reserves for Receivables	<b>124,031.56</b>
<b>EMERGENCY EMPLOYMENT ACT OF 1971</b>				Surplus Dec. 31, 1973	<b>182,556.47</b>
<b>EXPENDITURES TOTAL</b>	<b>1,762,582.09</b>			Total	<b>853,663.28</b>

1438

Population 1970 6,995  
 Population 1973 7,495  
 S & P Rating  
 Moody Rating

General Tax Rate Per \$100. 3.63  
 State Equalized Tax Rate 3.08

## WASHINGTON TOWNSHIP — MORRIS COUNTY

Form of Government:  
 Township Committee  
 Number of Members on Governing Body 5

PER CAPITA: 566.67  
 Gross Debt 6.45  
 Net Debt 2.17  
 Debt Service 477.52  
 Total Tax Levy 166.56  
 Municipal Expenditures

PER CENT: 4.44  
 Gross Debt .05  
 Net Debt 92.31  
 Tax Levy Collected  
 Tax Levy Cancelled, Abated or Adjusted .55

EXPENDITURES		REVENUES-REALIZED		1973 PROPERTY TAX	
GENERAL GOVERNMENT		1973 Property Taxes Collected		STATE EQUALIZED TAX RATE 1.42	
Governing Body & Public Boards			3,308,918.54	Local District School Taxes	1,624,234.05
Municipal Clerk		1973 Payments in Lieu of Taxes		Regional & Consolidated School Tax	950,732.58
Financial Administration	13,600.00	Delinquent Tax & Lien Collections	205,251.47	School Taxes in Municipal Budget	
Assessment of Taxes	18,824.00	Business Personalty Replacement Taxes	72,763.41	County Taxes	428,788.84
Collection of Taxes	18,396.00	Taxes from Public Utilities	176,614.03	County Library Taxes	26,092.42
Planning, Housing & Development	25,325.00	Other Miscellaneous Tax Revenues		Local Municipal Purpose Taxes	475,010.17
Human Resources		State Aid Revenues	82,856.75	Veteran & Senior Citizen Taxes	31,240.00
Elections	1,145.00	Federal Aid Revenues		Total Taxes for Rate Computation	3,536,098.06
General Administration (other)	111,905.00	State and Local Fiscal Assistance Act Utilized	102,851.00	Special District Taxes	1,800.00
JUDICIARY		Sale of Acquired Property	37,769.89	Bank Stock Taxes	798.09
Municipal Courts	11,480.00	Other Miscellaneous Revenues	71,025.84	Added and Omitted Taxes	71,586.13
PUBLIC SAFETY		Other Revenues, Revenue Sharing Tax Effort		Total Taxes Levied - ABSTRACT	3,579,042.28
Fire Protection	29,020.00	Total	4,058,050.93	Total Taxes Billed	3,584,471.18
Police Protection	229,390.00	Prior Years Surplus Appropriated	250,000.00	1973 TAXES COLLECTED	3,308,918.54
Civil Defense & Disaster Control	910.00	REVENUES TOTAL	4,308,050.93	1973 Taxes Cancelled, Abated or Adjusted	19,584.63
Environmental Inspection & Control	17,965.00	CAPITAL OUTLAY		Transfer to Tax Title Liens or Foreclosed	13,562.35
Other Public Safety		Public Enterprises		Balance Outstanding Dec. 31, 1973	242,405.66
PUBLIC WORKS		Recreation—Culture		PRIOR YEARS TAXES OUTSTANDING	
Streets and Drainage	342,125.00	Public Works		Balance January 1, 1973	234,459.33
Sewers and Sewage Processing		Buildings and Grounds		Collected in 1973	196,836.97
Garbage and Trash Disposal	4,000.00	Library and Education		Cancelled, Abated or Adjusted 1973	34,679.00
Public Buildings and Grounds	14,125.00	Conservation		Transfers to Tax Title Liens or Foreclosed	2,774.42
Other Public Works		All Other		Balance December 31, 1973	168.94
HEALTH and WELFARE		CAPITAL DEBT AUTHORIZED, DECEMBER 31, 1973		TAX TITLE LIENS OUTSTANDING	
Health Services Except Environmental	7,245.00	ISSUED AND UNISSUED		Balance January 1, 1973	30,952.92
Welfare-Public Assistance	2,040.00	School	4,198,884	Transfers From Taxes	16,676.07
Hospitals, Clinics, First Aid	1,000.00	Self-liquidating		Redeemed in 1973	8,414.50
Animal, Insect, & Rodent Control	10,300.00	Other	48,320	Cancelled, Abated or Adjusted (1973)	
Other Welfare Services		Total	4,247,204	Transfers to Foreclosed Property	
RECREATION and CONSERVATION		ISSUED AND OUTSTANDING		Balance December 31, 1973	39,214.49
Beaches and Boardwalks		School	4,198,884.43	PROPERTY ACQUIRED BY DEED OR FORECLOSURE	
Parks, Playgrounds, Shade Trees	1,570.00	Self-Liquidating		Balance January 1, 1973	93,150.00
Land Reclamation & Conservation	2,550.00	Other	31,654.51	Transfers From Taxes or Liens	
Other Recreational Services	14,300.00	Total	4,230,538.94	Sale for Cash (1973)	
EDUCATION (excluding schools)		EQUALIZED VALUATION BASIS		Cancelled, Abated or Adjusted (1973)	
Libraries	5,000.00	FOR NET DEBT COMPUTATION	95,725,837.33	Balance December 31, 1973	93,150.00
Other Educational Services		REAL PROPERTY VALUATIONS		CURRENT FINANCES DECEMBER 31, 1973	
STATUTORY EXPENDITURES		Code Class # of Parcels % VAL'N		ASSETS	
Pensions & F. I. C. A.	45,400.00	1 Vacant Land 899 11.69	11,221,720.00	Cash Dec. 31, 1973	670,189.43
Employee Fringe Benefits	14,050.00	2 Residential 1936 69.39	66,618,590.00	Taxes Receivable	242,574.60
Other Statutory Expenditures		3 Farm 509 9.36	8,980,964.00	Tax Title Liens	39,214.49
MUNICIPAL FUNCTIONS TOTAL	941,665.00	4a Commercial 64 3.70	3,550,435.00	Foreclosed Property	93,150.00
CAPITAL IMPROVEMENTS *MEMO*	167,800.00	4b Industrial 21 3.79	3,640,700.00	Emergencies & Other Deferred Charges	30,556.65
DEBT SERVICE		4c Apartments 3 2.08	1,992,200.00	State Aid Receivable	13,536.06
Principal Payments	14,440.00	Total	96,004,609.00	Other Receivables	1,539.44
Interest Payments	1,800.00	Land Area 45.12 Sq. Miles		Total	1,091,160.67
DEFERRED CHARGES	9,397.00	Net Valuation Taxable-Municipal	97,522,993.00	LIABILITIES, RESERVES, AND SURPLUS	
SCHOOL, COUNTY, SPECIAL DISTRICT TAXES	3,031,647.89	Net Valuation Taxable-County	103,321,885.00	Cash Liabilities	199,632.10
RESERVE FOR UNCOLLECTED TAXES	281,059.98	State Equalized Valuation	114,412,697.00	Reserves for Receivables	376,478.53
EMERGENCY EMPLOYMENT ACT OF 1971		State Equalization Ratio	85.04	Surplus Dec. 31, 1973	515,050.04
EXPENDITURES TOTAL	4,280,009.87			Total	1,091,160.67

2122

Population 1970 3,595  
 Population 1973 3,745  
 S & P Rating  
 Moody Rating

General Tax Rate Per \$100. 3.44  
 State Equalized Tax Rate 2.94

## WASHINGTON TOWNSHIP — WARREN COUNTY

Form of Government:

Township Committee

Number of Members on Governing Body 5

PER CAPITA:

Gross Debt 244.71  
 Net Debt  
 Debt Service  
 Total Tax Levy 374.35  
 Municipal Expenditures 100.02

PER CENT:

Gross Debt 2.18  
 Net Debt  
 Tax Levy Collected 91.89  
 Tax Levy Cancelled, Abated or Adjusted .35

EXPENDITURES		REVENUES-REALIZED		1973 PROPERTY TAX	
<b>GENERAL GOVERNMENT</b>				<b>STATE EQUALIZED TAX RATE</b>	
Governing Body & Public Boards		1973 Property Taxes Collected	1,290,357.99	Local District School Taxes .90	433,751.50
Municipal Clerk		1973 Payments in Lieu of Taxes	309.28	Regional & Consolidated School Tax 1.16	557,928.74
Financial Administration	2,600.00	Delinquent Tax & Lien Collections	80,861.17	School Taxes in Municipal Budget	
Assessment of Taxes	4,750.00	Business Personality Replacement Taxes	49,929.11	County Taxes .68	325,631.72
Collection of Taxes	5,200.00	Taxes from Public Utilities	82,868.13	County Library Taxes .02	11,064.99
Planning, Housing & Development	18,700.00	Other Miscellaneous Tax Revenues		Local Municipal Purpose Taxes .12	56,268.95
Human Resources		State Aid Revenues	20,632.69	Veteran & Senior Citizen Taxes .06	26,460.00
Elections		Federal Aid Revenues		Total Taxes for Rate Computation 2.94	1,411,105.90
General Administration (other)	30,545.00	State and Local Fiscal Assistance Act Utilized	18,688.00	Special District Taxes	
<b>JUDICIARY</b>		Sale of Acquired Property		Bank Stock Taxes	143.23
Municipal Courts	7,300.00	Other Miscellaneous Revenues	39,486.27	Added and Omitted Taxes	17,147.34
<b>PUBLIC SAFETY</b>		Other Revenues, Revenue Sharing Tax Effort	15,546.87	Total Taxes Levied - ABSTRACT	1,401,936.47
Fire Protection	18,355.00	Total	1,598,679.51	Total Taxes Billed	1,404,180.44
Police Protection	27,100.00	Prior Years Surplus Appropriated	70,000.00	1973 TAXES COLLECTED	1,290,357.99
Civil Defense & Disaster Control	150.00	REVENUES TOTAL	1,668,679.51	1973 Taxes Cancelled, Abated or Adjusted	4,894.03
Environmental Inspection & Control	2,651.96	CAPITAL OUTLAY TOTAL	12,688.00	Transfer to Tax Title Liens or Foreclosed	794.64
Other Public Safety				Balance Outstanding Dec. 31, 1973	108,133.78
<b>PUBLIC WORKS</b>				<b>PRIOR YEARS TAXES OUTSTANDING</b>	
Streets and Drainage	81,747.00	Public Enterprises		Balance January 1, 1973	121,339.73
Sewers and Sewage Processing	2,320.00	Recreation—Culture		Collected in 1973	80,861.17
Garbage and Trash Disposal	4,455.00	Public Works		Cancelled, Abated or Adjusted 1973	5,352.24
Public Buildings and Grounds	3,800.00	Buildings and Grounds		Transfers to Tax Title Liens or Foreclosed	18.96
Other Public Works		Library and Education		Balance December 31, 1973	35,107.36
<b>HEALTH and WELFARE</b>		Conservation		<b>TAX TITLE LIENS OUTSTANDING</b>	
Health Services Except Environmental	6,160.00	All Other	12,688.00	Balance January 1, 1973	3,881.31
Welfare-Public Assistance	1,525.00			Transfers From Taxes	813.60
Hospitals, Clinics, First Aid	400.00			Redeemed in 1973	
Animal, Insect, & Rodent Control	1,450.00			Cancelled, Abated or Adjusted (1973)	
Other Welfare Services				Transfers to Foreclosed Property	
<b>RECREATION and CONSERVATION</b>				Balance December 31, 1973	4,694.91
Beaches and Boardwalks				<b>PROPERTY ACQUIRED BY DEED OR FORECLOSURE</b>	
Parks, Playgrounds, Shade Trees				Balance January 1, 1973	6,875.00
Land Reclamation & Conservation	300.00			Transfers From Taxes or Liens	
Other Recreational Services				Sale for Cash (1973)	
<b>EDUCATION (excluding schools)</b>				Cancelled, Abated or Adjusted (1973)	
Libraries				Balance December 31, 1973	6,875.00
Other Educational Services				<b>CURRENT FINANCES DECEMBER 31, 1973</b>	
<b>STATUTORY EXPENDITURES</b>				<b>ASSETS</b>	
Pensions & F. I. C. A.	5,120.78			Cash Dec. 31, 1973	562,505.06
Employee Fringe Benefits				Taxes Receivable	143,241.14
Other Statutory Expenditures				Tax Title Liens	4,694.91
<b>MUNICIPAL FUNCTIONS</b>				Foreclosed Property	6,875.00
CAPITAL IMPROVEMENTS	52,710.00			Emergencies & Other Deferred Charges	33,475.55
<b>DEBT SERVICE</b>				State Aid Receivable	12,800.00
Principal Payments				Other Receivables	345.44
Interest Payments				Total	763,937.50
<b>DEFERRED CHARGES</b>				<b>LIABILITIES, RESERVES, AND SURPLUS</b>	
SCHOOL, COUNTY, SPECIAL DISTRICT TAXES	1,328,376.53			Cash Liabilities	458,600.39
RESERVE FOR UNCOLLECTED TAXES	145,025.34			Reserves for Receivables	155,156.49
EMERGENCY EMPLOYMENT ACT OF 1971				Surplus Dec. 31, 1973	150,180.62
<b>EXPENDITURES</b>				Total	763,937.50
<b>TOTAL</b>	<b>1,702,953.56</b>				

1971/3000

1821

Population 1970 4,765  
 Population 1973 4,840  
 S & P Rating /  
 Moody Rating A

General Tax Rate Per \$100 7.58  
 State Equalized Tax Rate 2.51

## WATCHUNG BOROUGH — SOMERSET COUNTY

Form of Government:  
 Borough Council  
 Number of Members on Governing Body 6

PER CAPITA: 1,147.72  
 Gross Debt 401.38  
 Net Debt 22.49  
 Debt Service 648.56  
 Total Tax Levy 250.47  
 Municipal Expenditures

PER CENT: 4.98  
 Gross Debt 1.74  
 Net Debt 97.82  
 Tax Levy Collected  
 Tax Levy Cancelled, Abated or Adjusted .21

EXPENDITURES		REVENUES-REALIZED		1973 PROPERTY TAX	
<b>GENERAL GOVERNMENT</b>				<b>STATE EQUALIZED TAX RATE</b>	
Governing Body & Public Boards		1973 Property Taxes Collected	3,073,732.16	Local District School Taxes	1.08 1,334,679.78
Municipal Clerk	11,669.92	1973 Payments in Lieu of Taxes		Regional & Consolidated School Tax	.60 743,284.37
Financial Administration	10,948.33	Delinquent Tax & Lien Collections	64,998.21	School Taxes in Municipal Budget	
Assessment of Taxes	15,176.00	Business Personalty Replacement Taxes	189,894.19	County Taxes	.45 558,769.68
Collection of Taxes	12,600.00	Taxes from Public Utilities	167,553.38	County Library Taxes	.02 26,402.01
Planning, Housing & Development		Other Miscellaneous Tax Revenues		Local Municipal Purpose Taxes	.35 429,872.66
Human Resources	600.00	State Aid Revenues	49,537.93	Veteran & Senior Citizen Taxes	.02 26,110.00
Elections		Federal Aid Revenues		Total Taxes for Rate Computation	2.52 3,119,118.50
General Administration (other)	107,259.55	State and Local Fiscal Assistance Act Utilized	21,308.00	Special District Taxes	
<b>JUDICIARY</b>		Sale of Acquired Property	111,222.81	Bank Stock Taxes	4,073.05
Municipal Courts	15,150.00	Other Miscellaneous Revenues	55,953.91	Added and Omitted Taxes	41,967.12
<b>PUBLIC SAFETY</b>		Other Revenues, Revenue Sharing Tax Effort	3,734,200.59	Total Taxes Levied - ABSTRACT	3,139,048.67
Fire Protection	71,598.30	Total	3,734,200.59	Total Taxes Billed	3,073,732.16
Police Protection	316,658.52	Prior Years Surplus Appropriated	200,000.00	<b>1973 TAXES COLLECTED</b>	
Civil Defense & Disaster Control	50.00	<b>REVENUES TOTAL</b>	3,934,200.59	1973 Taxes Cancelled, Abated or Adjusted	6,478.00
Environmental Inspection & Control	5,300.00	<b>CAPITAL OUTLAY TOTAL</b>	496,133.75	Transfer to Tax Title Liens or Foreclosed	5,537.19
Other Public Safety				Balance Outstanding Dec. 31, 1973	56,421.32
<b>PUBLIC WORKS</b>				<b>PRIOR YEARS TAXES OUTSTANDING</b>	
Streets and Drainage	93,808.53	Public Enterprises		Balance January 1, 1973	57,881.24
Sewers and Sewage Processing	90,000.00	Recreation—Culture		Collected in 1973	55,983.45
Garbage and Trash Disposal	38,500.00	Public Works	85,374.57	Cancelled, Abated or Adjusted 1973	
Public Buildings and Grounds	13,200.00	Buildings and Grounds	410,759.18	Transfers to Tax Title Liens or Foreclosed	1,015.17
Other Public Works		Library and Education		Balance December 31, 1973	882.62
<b>HEALTH and WELFARE</b>		Conservation		<b>TAX TITLE LIENS OUTSTANDING</b>	
Health Services Except Environmental	8,061.81	All Other		Balance January 1, 1973	13,389.77
Welfare-Public Assistance	650.00	<b>CAPITAL DEBT AUTHORIZED, DECEMBER 31, 1973</b>		Transfers From Taxes	6,578.88
Hospitals, Clinics, First Aid	2,500.00	<b>ISSUED AND UNISSUED GROSS DEBT NET DEBT</b>		Redeemed in 1973	9,014.76
Animal, Insect, & Rodent Control	815.70	School	3,380,266	Cancelled, Abated or Adjusted (1973)	
Other Welfare Services		Self-Liquidating		Transfers to Foreclosed Property	
<b>RECREATION and CONSERVATION</b>		Other	2,174,700	Balance December 31, 1973	10,953.89
Beaches and Boardwalks	3,000.00	Total	5,554,966	<b>PROPERTY ACQUIRED BY DEED OR FORECLOSURE</b>	
Parks, Playgrounds, Shade Trees	65,000.00	<b>ISSUED AND OUTSTANDING</b>		Balance January 1, 1973	
Land Reclamation & Conservation	24,500.00	School	3,380,067.55	Transfers From Taxes or Liens	
Other Recreational Services		Self-Liquidating		Sale for Cash (1973)	
<b>EDUCATION (excluding schools)</b>		Other	1,864,500.00	Cancelled, Abated or Adjusted (1973)	
Libraries	3,200.00	Total	5,244,567.55	Balance December 31, 1973	
Other Educational Services		<b>EQUALIZED VALUATION BASIS</b>		<b>CURRENT FINANCES DECEMBER 31, 1973</b>	
<b>STATUTORY EXPENDITURES</b>		<b>FOR NET DEBT COMPUTATION</b>	111,580,076.33	<b>ASSETS</b>	
Pensions & F. I. C. A.	47,900.00	<b>REAL PROPERTY VALUATIONS</b>		Cash Dec. 31, 1973	542,661.00
Employee Fringe Benefits	17,000.00	Code Class # of Parcels % VAL'N		Taxes Receivable	57,303.94
Other Statutory Expenditures		1 Vacant Land 395 8.26	3,368,450.00	Tax Title Liens	10,953.89
<b>MUNICIPAL FUNCTIONS TOTAL</b>	975,146.66	2 Residential 1333 63.45	25,861,565.00	Foreclosed Property	
<b>CAPITAL IMPROVEMENTS *MEMO*</b>	93,094.87	3 Farm 2 .06	25,150.00	Emergencies & Other Deferred Charges	32,000.00
<b>DEBT SERVICE</b>		4a Commercial 46 17.70	7,215,035.00	State Aid Receivable	8,370.00
Principal Payments	40,000.00	4b Industrial 10 10.53	4,291,250.00	Other Receivables	42,663.56
Interest Payments	68,854.00	4c Apartments		Total	693,952.39
<b>DEFERRED CHARGES</b>		Total 1786	40,761,450.00	<b>LIABILITIES, RESERVES, AND SURPLUS</b>	
SCHOOL, COUNTY, SPECIAL DISTRICT TAXES	2,663,135.84	Land Area 6.00 Sq. Miles		Cash Liabilities	324,326.33
RESERVE FOR UNCOLLECTED TAXES	128,251.98	Net Valuation Taxable-Municipal	41,183,854.00	Reserves for Receivables	110,921.39
EMERGENCY EMPLOYMENT ACT OF 1971		Net Valuation Taxable-County	114,319,383.00	Surplus Dec. 31, 1973	258,704.67
<b>EXPENDITURES TOTAL</b>	3,875,388.48	State Equalized Valuation	123,160,886.00	Total	693,952.39
		State Equalization Ratio	33.21		

0435

Population 1970 4,095  
 Population 1973 4,300  
 S & P Rating  
 Moody Rating

General Tax Rate Per \$100 3.70  
 State Equalized Tax Rate 3.12

## WATERFORD TOWNSHIP — CAMDEN COUNTY

Form of Government:  
 Township Committee  
 Number of Members on Governing Body 5

PER CAPITA: 227.87  
 Gross Debt 11.74  
 Net Debt 1.80  
 Debt Service 279.42  
 Total Tax Levy 137.59  
 Municipal Expenditures

PER CENT: 3.18  
 Gross Debt .16  
 Net Debt 89.81  
 Tax Levy Collected  
 Tax Levy Cancelled, Abated or Adjusted .81

EXPENDITURES		REVENUES-REALIZED		1973 PROPERTY TAX	
<b>GENERAL GOVERNMENT</b>				<b>STATE EQUALIZED TAX RATE</b> — .84	
Governing Body & Public Boards		1973 Property Taxes Collected	1,079,456.80	Local District School Taxes	320,614.50
Municipal Clerk		1973 Payments in Lieu of Taxes		Regional & Consolidated School Tax	406,438.49
Financial Administration	7,808.00	Delinquent Tax & Lien Collections	104,142.87	School Taxes in Municipal Budget	
Assessment of Taxes	14,498.00	Business Personalty Replacement Taxes	17,842.47	County Taxes	329,351.47
Collection of Taxes	10,357.00	Taxes from Public Utilities	102,745.16	County Library Taxes	
Planning, Housing & Development	3,345.00	Other Miscellaneous Tax Revenues		Local Municipal Purpose Taxes	106,024.49
Human Resources		State Aid Revenues	27,151.14	Veteran & Senior Citizen Taxes	32,700.00
Elections	1,325.00	Federal Aid Revenues	84,919.28	Total Taxes for Rate Computation	1,194,828.95
General Administration (other)	61,441.00	State and Local Fiscal Assistance Act Utilized	61,700.00	Special District Taxes	
<b>JUDICIARY</b>		Sale of Acquired Property		Bank Stock Taxes	4,549.51
Municipal Courts	9,163.00	Other Miscellaneous Revenues	46,132.03	Added and Omitted Taxes	34,811.00
<b>PUBLIC SAFETY</b>		Other Revenues, Revenue Sharing Tax Effort	40,214.76	Total Taxes Levied - ABSTRACT	1,201,489.46
Fire Protection	11,000.00	Total	1,564,304.51	Total Taxes Billed	1,201,905.45
Police Protection	55,427.00	Prior Years Surplus Appropriated	90,000.00	<b>1973 TAXES COLLECTED</b>	1,079,456.80
Civil Defense & Disaster Control	550.00	<b>REVENUES TOTAL</b>	1,654,304.51	1973 Taxes Cancelled, Abated or Adjusted	9,725.80
Environmental Inspection & Control	2,650.00	<b>CAPITAL OUTLAY TOTAL</b>	32,500.00	Transfer to Tax Title Liens or Foreclosed	
Other Public Safety				Balance Outstanding Dec. 31, 1973	112,722.85
<b>PUBLIC WORKS</b>				<b>PRIOR YEARS TAXES OUTSTANDING</b>	
Streets and Drainage	60,680.56	Public Enterprises		Balance January 1, 1973	98,413.33
Sewers and Sewage Processing	500.00	Recreation—Culture		Collected in 1973	91,909.85
Garbage and Trash Disposal	26,300.00	Public Works		Cancelled, Abated or Adjusted 1973	5,524.81
Public Buildings and Grounds	8,300.00	Buildings and Grounds	32,500.00	Transfers to Tax Title Liens or Foreclosed	
Other Public Works		Library and Education		Balance December 31, 1973	978.67
<b>HEALTH and WELFARE</b>		Conservation		<b>TAX TITLE LIENS OUTSTANDING</b>	
Health Services Except Environmental	3,875.00	All Other		Balance January 1, 1973	35,126.10
Welfare-Public Assistance	3,040.00			Transfers From Taxes	
Hospitals, Clinics, First Aid		<b>CAPITAL DEBT AUTHORIZED, DECEMBER 31, 1973</b>		Redeemed in 1973	12,233.02
Animal, Insect, & Rodent Control		<b>ISSUED AND UNISSUED</b>		Cancelled, Abated or Adjusted (1973)	1,843.22
Other Welfare Services		School	929,333	Transfers to Foreclosed Property	
<b>RECREATION and CONSERVATION</b>		Self-liquidating	50,500	Balance December 31, 1973	21,049.86
Beaches and Boardwalks		Other	979,833	<b>PROPERTY ACQUIRED BY DEED OR FORECLOSURE</b>	
Parks, Playgrounds, Shade Trees	6,300.00	Total	50,500	Balance January 1, 1973	20,451.00
Land Reclamation & Conservation	250.00	<b>ISSUED AND OUTSTANDING</b>		Transfers From Taxes or Liens	
Other Recreational Services	600.00	School	929,333.79	Sale for Cash (1973)	
<b>EDUCATION (excluding schools)</b>		Self-liquidating	50,500.00	Cancelled, Abated or Adjusted (1973)	
Libraries	5,000.00	Other	979,833.79	Balance December 31, 1973	20,451.00
Other Educational Services		Total		<b>CURRENT FINANCES DECEMBER 31, 1973</b>	
<b>STATUTORY EXPENDITURES</b>		<b>EQUALIZED VALUATION BASIS</b>		<b>ASSETS</b>	
Pensions & F. I. C. A.	13,000.00	<b>FOR NET DEBT COMPUTATION</b>	30,767,683.67	Cash Dec. 31, 1973	594,039.00
Employee Fringe Benefits		<b>REAL PROPERTY VALUATIONS</b>		Taxes Receivable	113,701.52
Other Statutory Expenditures		Code Class # of Parcels % VAL'N		Tax Title Liens	21,049.86
<b>MUNICIPAL FUNCTIONS</b>		1 Vacant Land 735 10.14	3,218,800.00	Foreclosed Property	20,451.00
<b>CAPITAL IMPROVEMENTS</b>		2 Residential 1209 67.69	21,489,800.00	Emergencies & Other Deferred Charges	6,795.56
<b>DEBT SERVICE</b>		3 Farm 167 5.93	1,883,695.00	State Aid Receivable	13,000.00
Principal Payments	6,000.00	4a Commercial 117 15.01	4,764,700.00	Other Receivables	14,340.15
Interest Payments	1,750.00	4b Industrial 14 1.12	356,700.00	Total	783,377.09
		4c Apartments 1 .11	35,100.00	<b>LIABILITIES, RESERVES, AND SURPLUS</b>	
		Total 2243	31,748,795.00	Cash Liabilities	440,569.12
<b>DEFERRED CHARGES</b>		Land Area 36.11 Sq. Miles		Reserves for Receivables	169,542.53
SCHOOL, COUNTY, SPECIAL DISTRICT TAXES	1,056,104.46	Net Valuation Taxable-Municipal	32,329,896.00	Surplus Dec. 31, 1973	173,265.44
RESERVE FOR UNCOLLECTED TAXES	145,001.57	Net Valuation Taxable-County	33,052,622.00	Total	783,377.09
EMERGENCY EMPLOYMENT ACT OF 1971	102,725.00	State Equalized Valuation	38,216,353.00		
<b>EXPENDITURES TOTAL</b>	1,647,759.02	State Equalization Ratio	84.36		

1614

Population 1970 49,300  
 Population 1973 50,260  
 S & P Rating A  
 Moody Rating A-1

General Tax Rate Per \$100. 3.76  
 State Equalized Tax Rate 2.88

WAYNE TOWNSHIP — PASSAIC COUNTY  
 Form of Government:  
 Mayor-Council Plan F (OMCL50)  
 Number of Members on Governing Body 9

PER CAPITA:  
 Gross Debt 1,203.78  
 Net Debt 369.02  
 Debt Service 6.47  
 Total Tax Levy 465.70  
 Municipal Expenditures 163.92

PER CENT:  
 Gross Debt 8.34  
 Net Debt 2.56  
 Tax Levy Collected 97.08  
 Tax Levy Cancelled, Abated or Adjusted .75

EXPENDITURES		REVENUES-REALIZED		1973 PROPERTY TAX	
GENERAL GOVERNMENT				STATE EQUALIZED TAX RATE 1.72	
Governing Body & Public Boards	21,250.00	1973 Property Taxes Collected		Local District School Taxes	13,538,443.63
Municipal Clerk		1973 Payments in Lieu of Taxes		Regional & Consolidated School Tax	
Financial Administration	145,744.00	Delinquent Tax & Lien Collections		School Taxes in Municipal Budget	
Assessment of Taxes	116,900.00	Business Personalty Replacement Taxes		County Taxes	4,818,337.54
Collection of Taxes	110,050.00	Taxes from Public Utilities		County Library Taxes	
Planning, Housing & Development	103,220.00	Other Miscellaneous Tax Revenues		Local Municipal Purpose Taxes	4,375,240.06
Human Resources	31,000.00	State Aid Revenues		Veteran & Senior Citizen Taxes	237,930.00
Elections		Federal Aid Revenues		Total Taxes for Rate Computation	23,369,951.23
General Administration (other)	749,159.00	State and Local Fiscal Assistance Act Utilized		Special District Taxes	6,480.57
JUDICIARY		Sale of Acquired Property		Bank Stock Taxes	39,376.12
Municipal Courts	82,900.00	Other Miscellaneous Revenues		Added and Omitted Taxes	228,220.87
PUBLIC SAFETY		Other Revenues, Revenue Sharing Tax Effort		Total Taxes Levied - ABSTRACT	23,406,098.79
Fire Protection	227,125.00	Prior Years Surplus Appropriated		Total Taxes Billed	23,450,081.03
Police Protection	1,409,446.86	REVENUES TOTAL		1973 TAXES COLLECTED	22,766,020.66
Civil Defense & Disaster Control	2,450.00	CAPITAL OUTLAY TOTAL		1973 Taxes Cancelled, Abated or Adjusted	176,737.70
Environmental Inspection & Control	146,650.00			Transfer to Tax Title Liens or Foreclosed	22,134.54
Other Public Safety				Balance Outstanding Dec. 31, 1973	485,188.13
PUBLIC WORKS				PRIOR YEARS TAXES OUTSTANDING	
Streets and Drainage	1,177,915.00	Public Enterprises		Balance January 1, 1973	528,471.55
Sewers and Sewage Processing		Recreation—Culture		Collected in 1973	429,992.16
Garbage and Trash Disposal	685,287.00	Public Works		Cancelled, Abated or Adjusted 1973	34,267.22
Public Buildings and Grounds	184,000.00	Buildings and Grounds		Transfers to Tax Title Liens or Foreclosed	9,145.93
Other Public Works	11,042.33	Library and Education		Balance December 31, 1973	55,066.24
HEALTH and WELFARE		Conservation		TAX TITLE LIENS OUTSTANDING	
Health Services Except Environmental	156,925.00	All Other		Balance January 1, 1973	92,326.46
Welfare-Public Assistance	5,000.00	CAPITAL DEBT AUTHORIZED, DECEMBER 31, 1973		Transfers From Taxes	32,823.87
Hospitals, Clinics, First Aid	13,500.00	ISSUED AND UNISSUED GROSS DEBT NET DEBT		Redeemed in 1973	67,318.58
Animal, Insect, & Rodent Control		School 20,462,000		Cancelled, Abated or Adjusted (1973)	
Other Welfare Services		Self-liquidating 21,208,525		Transfers to Foreclosed Property	
RECREATION and CONSERVATION		Other 18,831,336		Balance December 31, 1973	57,831.75
Beaches and Boardwalks		Total 60,501,861		PROPERTY ACQUIRED BY DEED OR FORECLOSURE	
Parks, Playgrounds, Shade Trees	266,623.00	ISSUED AND OUTSTANDING		Balance January 1, 1973	181,796.00
Land Reclamation & Conservation		School 20,462,000.00		Transfers From Taxes or Liens	
Other Recreational Services	126,203.00	Self-Liquidating 15,211,200.00		Sale for Cash (1973)	
EDUCATION (excluding schools)		Other 9,384,340.00		Cancelled, Abated or Adjusted (1973)	
Libraries	375,497.00	Total 45,057,540.00		Balance December 31, 1973	181,796.00
Other Educational Services	15,075.00	EQUALIZED VALUATION BASIS		CURRENT FINANCES DECEMBER 31, 1973	
STATUTORY EXPENDITURES		FOR NET DEBT COMPUTATION		ASSETS	
Pensions & F. I. C. A.	415,000.00	REAL PROPERTY VALUATIONS		Cash Dec. 31, 1973	2,258,478.60
Employee Fringe Benefits	178,000.00	Code Class # of Parcels % VAL'N		Taxes Receivable	540,254.37
Other Statutory Expenditures		ASSESSED VALUATION		Tax Title Liens	57,831.75
MUNICIPAL FUNCTIONS TOTAL	6,755,562.19	1 Vacant Land 1303 6.70		Foreclosed Property	181,796.00
CAPITAL IMPROVEMENTS *MEMO*	700,000.00	2 Residential 11326 61.20		Emergencies & Other Deferred Charges	174,281.11
DEBT SERVICE		3 Farm 59 .22		State Aid Receivable	110,951.00
Principal Payments	155,000.00	4a Commercial 299 20.80		Other Receivables	32,094.56
Interest Payments	170,217.75	4b Industrial 89 7.18		Total	3,355,687.39
DEFERRED CHARGES		4c Apartments 13 3.90		LIABILITIES, RESERVES, AND SURPLUS	
SCHOOL, COUNTY, SPECIAL DISTRICT TAXES	18,763,261.74	Total 13089		Cash Liabilities	957,147.94
RESERVE FOR UNCOLLECTED TAXES	884,556.04	Land Area 24.89 Sq. Miles		Reserves for Receivables	808,226.68
EMERGENCY EMPLOYMENT ACT OF 1971	81,883.47	Net Valuation Taxable-Municipal		Surplus Dec. 31, 1973	1,590,312.77
EXPENDITURES TOTAL	27,001,980.09	Net Valuation Taxable-County		Total	3,355,687.39
		State Equalized Valuation			
		State Equalization Ratio			

0911

Population 1970 13,385  
 Population 1973 13,350  
 S & P Rating BBB  
 Moody Rating BAA

General Tax Rate Per \$100. 6.76  
 State Equalized Tax Rate 4.67

## WEEHAWKEN TOWNSHIP — HUDSON COUNTY

Form of Government:

Township Committee

Number of Members on Governing Body 7

PER CAPITA:

Gross Debt 119.31  
 Net Debt 80.06  
 Debt Service 12.62  
 Total Tax Levy 381.48  
 Municipal Expenditures 273.08

PER CENT:

Gross Debt 1.35  
 Net Debt .90  
 Tax Levy Collected 92.30  
 Tax Levy Cancelled, Abated or Adjusted 2.51

EXPENDITURES		REVENUES-REALIZED		1973 PROPERTY TAX	
<b>GENERAL GOVERNMENT</b>				<b>STATE EQUALIZED TAX RATE</b> <u>2.31</u>	
Governing Body & Public Boards		1973 Property Taxes Collected	4,716,787.72	Local District School Taxes	2,530,866.00
Municipal Clerk		1973 Payments in Lieu of Taxes		Regional & Consolidated School Tax	
Financial Administration	11,249.91	Delinquent Tax & Lien Collections	104,118.74	School Taxes in Municipal Budget	.07 78,600.00
Assessment of Taxes	19,007.54	Business Personalty Replacement Taxes	431,766.51	County Taxes	1.26 1,383,396.35
Collection of Taxes	15,100.00	Taxes from Public Utilities	146,516.48	County Library Taxes	
Planning, Housing & Development	8,250.00	Other Miscellaneous Tax Revenues		Local Municipal Purpose Taxes	.99 1,088,191.36
Human Resources	17,000.00	State Aid Revenues	1,063,366.38	Veteran & Senior Citizen Taxes	.03 35,210.00
Elections	4,432.51	Federal Aid Revenues	81,796.76	Total Taxes for Rate Computation	4.66 5,116,263.71
General Administration (other)	156,479.45	State and Local Fiscal Assistance Act Utilized	70,390.25	Special District Taxes	
<b>JUDICIARY</b>		Sale of Acquired Property		Bank Stock Taxes	2,848.61
Municipal Courts	26,420.63	Other Miscellaneous Revenues	152,217.26	Added and Omitted Taxes	8,856.58
<b>PUBLIC SAFETY</b>		Other Revenues, Revenue Sharing Tax Effort	40,531.64	Total Taxes Levied - ABSTRACT	5,092,758.90
Fire Protection	781,035.16	Total	6,807,491.74	Total Taxes Billed	5,110,071.67
Police Protection	671,213.97	Prior Years Surplus Appropriated	375,000.00	1973 TAXES COLLECTED	4,716,787.72
Civil Defense & Disaster Control	500.00	REVENUES TOTAL	7,182,491.74	1973 Taxes Cancelled, Abated or Adjusted	128,517.67
Environmental Inspection & Control	7,700.00			Transfer to Tax Title Liens or Foreclosed	1,225.30
Other Public Safety				Balance Outstanding Dec. 31, 1973	263,540.98
<b>PUBLIC WORKS</b>		<b>CAPITAL OUTLAY TOTAL</b>	<b>177,053.00</b>	<b>PRIOR YEARS TAXES OUTSTANDING</b>	
Streets and Drainage	233,965.72	Public Enterprises		Balance January 1, 1973	485,023.29
Sewers and Sewage Processing	74,678.08	Recreation—Culture	3,668.00	Collected in 1973	98,742.94
Garbage and Trash Disposal	174,000.00	Public Works		Cancelled, Abated or Adjusted 1973	925.13
Public Buildings and Grounds	32,950.00	Buildings and Grounds	65,425.00	Transfers to Tax Title Liens or Foreclosed	
Other Public Works	10,706.55	Library and Education	107,960.00	Balance December 31, 1973	385,355.22
<b>HEALTH and WELFARE</b>		Conservation		<b>TAX TITLE LIENS OUTSTANDING</b>	
Health Services Except Environmental	23,568.57	All Other		Balance January 1, 1973	5,905.32
Welfare—Public Assistance	37,556.55			Transfers From Taxes	1,225.30
Hospitals, Clinics, First Aid				Redeemed in 1973	5,375.80
Animal, Insect, & Rodent Control				Cancelled, Abated or Adjusted (1973)	
Other Welfare Services				Transfers to Foreclosed Property	
<b>RECREATION and CONSERVATION</b>				Balance December 31, 1973	1,754.82
Beaches and Boardwalks				<b>PROPERTY ACQUIRED BY DEED OR FORECLOSURE</b>	
Parks, Playgrounds, Shade Trees	56,458.78			Balance January 1, 1973	88,960.00
Land Reclamation & Conservation				Transfers From Taxes or Liens	
Other Recreational Services	45,744.32			Sale for Cash (1973)	
<b>EDUCATION (excluding schools)</b>				Cancelled, Abated or Adjusted (1973)	
Libraries	31,000.00			Balance December 31, 1973	88,960.00
Other Educational Services				<b>CURRENT FINANCES DECEMBER 31, 1973</b>	
<b>STATUTORY EXPENDITURES</b>				<b>ASSETS</b>	
Pensions & F. I. C. A.	337,249.58			Cash Dec. 31, 1973	365,803.12
Employee Fringe Benefits	70,000.00			Taxes Receivable	648,896.20
Other Statutory Expenditures				Tax Title Liens	1,754.82
<b>MUNICIPAL FUNCTIONS TOTAL</b>	<b>2,846,267.32</b>			Foreclosed Property	88,960.00
<b>CAPITAL IMPROVEMENTS *MEMO*</b>	<b>2,000.00</b>			Emergencies & Other Deferred Charges	447,981.99
<b>DEBT SERVICE</b>				State Aid Receivable	234,954.54
Principal Payments	89,000.00			Other Receivables	20,702.57
Interest Payments	79,450.00			Total	1,809,053.24
<b>TYPE I SCHL DEBT *MEMO*</b>	<b>78,600.00</b>			<b>LIABILITIES, RESERVES, AND SURPLUS</b>	
<b>DEFERRED CHARGES</b>	<b>150,245.41</b>			Cash Liabilities	743,347.65
<b>SCHOOL, COUNTY, SPECIAL DISTRICT TAXES</b>	<b>3,992,862.35</b>			Reserves for Receivables	760,313.59
<b>RESERVE FOR UNCOLLECTED TAXES</b>	<b>393,673.19</b>			Surplus Dec. 31, 1973	305,392.00
<b>EMERGENCY EMPLOYMENT ACT OF 1971</b>	<b>87,000.00</b>			Total	1,809,053.24
<b>EXPENDITURES TOTAL</b>	<b>7,638,498.27</b>				

1971/3000

\* ABOVE DEBT SERVICE INCLUDES TYPE I SCHOOL DEBT

0819

Population 1970 2,375  
 Population 1973 2,470  
 S & P Rating  
 Moody Rating

General Tax Rate Per \$100 3.18  
 State Equalized Tax Rate 3.16

## WENONAH BOROUGH — GLOUCESTER COUNTY

Form of Government:

Borough Council

Number of Members on Governing Body 6

PER CAPITA: 180.53  
 Gross Debt .77  
 Net Debt  
 Debt Service 267.10  
 Total Tax Levy 85.13  
 Municipal Expenditures

PER CENT: 2.45  
 Gross Debt .01  
 Net Debt 97.44  
 Tax Levy Collected  
 Tax Levy Cancelled, Abated or Adjusted .18

EXPENDITURES		REVENUES-REALIZED		1973 PROPERTY TAX	
GENERAL GOVERNMENT				STATE EQUALIZED TAX RATE .96	
Governing Body & Public Boards				Local District School Taxes	198,210.25
Municipal Clerk	2,985.00	1973 Property Taxes Collected 643,273.38		Regional & Consolidated School Tax 1.09	223,906.76
Financial Administration	2,300.00			School Taxes in Municipal Budget	
Assessment of Taxes	2,466.66			County Taxes .55	114,150.25
Collection of Taxes	11,310.00			County Library Taxes	
Planning, Housing & Development	625.00			Local Municipal Purpose Taxes .50	102,695.19
Human Resources				Veteran & Senior Citizen Taxes .07	14,340.00
Elections	510.00			Total Taxes for Rate Computation 3.17	653,302.45
General Administration (other)	20,245.70			Special District Taxes	
JUDICIARY				Bank Stock Taxes	448.35
Municipal Courts	3,720.00			Added and Omitted Taxes	20,336.21
PUBLIC SAFETY				Total Taxes Levied - ABSTRACT	659,747.01
Fire Protection	11,445.00			Total Taxes Billed	660,167.35
Police Protection	44,466.55			1973 TAXES COLLECTED	643,273.38
Civil Defense & Disaster Control	499.59			1973 Taxes Cancelled, Abated or Adjusted	1,203.07
Environmental Inspection & Control	1,357.00			Transfer to Tax Title Liens or Foreclosed	60.42
Other Public Safety				Balance Outstanding Dec. 31, 1973	15,630.48
PUBLIC WORKS				PRIOR YEARS TAXES OUTSTANDING	
Streets and Drainage	55,305.12			Balance January 1, 1973	13,314.91
Sewers and Sewage Processing				Collected in 1973	13,314.91
Garbage and Trash Disposal	2,000.00			Cancelled, Abated or Adjusted 1973	
Public Buildings and Grounds	2,783.00			Transfers to Tax Title Liens or Foreclosed	
Other Public Works				Balance December 31, 1973	
HEALTH and WELFARE				TAX TITLE LIENS OUTSTANDING	
Health Services Except Environmental	590.00			Balance January 1, 1973	819.71
Welfare-Public Assistance	313.74			Transfers From Taxes	60.42
Hospitals, Clinics, First Aid				Redeemed in 1973	465.43
Animal, Insect, & Rodent Control	1,200.00			Cancelled, Abated or Adjusted (1973)	
Other Welfare Services				Transfers to Foreclosed Property	
RECREATION and CONSERVATION				Balance December 31, 1973	414.70
Beaches and Boardwalks				PROPERTY ACQUIRED BY DEED OR FORECLOSURE	
Parks, Playgrounds, Shade Trees	5,667.83			Balance January 1, 1973	14,260.00
Land Reclamation & Conservation				Transfers From Taxes or Liens	
Other Recreational Services	200.00			Sale for Cash (1973)	
EDUCATION (excluding schools)				Cancelled, Abated or Adjusted (1973)	
Libraries	4,075.00			Balance December 31, 1973	14,260.00
Other Educational Services				CURRENT FINANCES DECEMBER 31, 1973	
STATUTORY EXPENDITURES				ASSETS	
Pensions & F. I. C. A.	8,656.60			Cash Dec. 31, 1973	198,270.77
Employee Fringe Benefits	1,443.37			Taxes Receivable	15,630.48
Other Statutory Expenditures				Tax Title Liens	414.70
MUNICIPAL FUNCTIONS				Foreclosed Property	14,260.00
CAPITAL IMPROVEMENTS	184,165.16			Emergencies & Other Deferred Charges	10,400.00
DEBT SERVICE	14,746.78			State Aid Receivable	18,775.27
Principal Payments				Other Receivables	96.50
Interest Payments				Total	257,847.72
DEFERRED CHARGES	6,600.00			LIABILITIES, RESERVES, AND SURPLUS	
SCHOOL, COUNTY, SPECIAL DISTRICT TAXES	536,267.26			Cash Liabilities	149,534.98
RESERVE FOR UNCOLLECTED TAXES	19,507.31			Reserves for Receivables	30,401.68
EMERGENCY EMPLOYMENT ACT OF 1971				Surplus Dec. 31, 1973	77,911.06
EXPENDITURES	746,539.73			Total	257,847.72

1026

Population 1970 2,160  
 Population 1973 2,570  
 S & P Rating  
 Moody Rating

General Tax Rate Per \$100 3.05  
 State Equalized Tax Rate 2.61

## WEST AMWELL TOWNSHIP — HUNTERDON CO.

Form of Government:  
 Township Committee  
 Number of Members on Governing Body 3

PER CAPITA: 132.04  
 Gross Debt  
 Net Debt .12  
 Debt Service 346.36  
 Total Tax Levy 110.46  
 Municipal Expenditures  
 PER CENT: 1.02  
 Gross Debt  
 Net Debt  
 Tax Levy Collected 88.20  
 Tax Levy Cancelled, Abated or Adjusted .13

EXPENDITURES		REVENUES-REALIZED		1973 PROPERTY TAX	
<b>GENERAL GOVERNMENT</b>				<b>STATE EQUALIZED TAX RATE</b>	
Governing Body & Public Boards		1973 Property Taxes Collected	787,618.51	Local District School Taxes .30	310,114.00
Municipal Clerk		1973 Payments in Lieu of Taxes		Regional & Consolidated School Tax 1.00	342,831.08
Financial Administration	4,900.00	Delinquent Tax & Lien Collections	79,845.15	School Taxes in Municipal Budget	
Assessment of Taxes	4,900.00	Business Personalty Replacement Taxes	15,898.77	County Taxes .44	151,203.13
Collection of Taxes	5,036.00	Taxes from Public Utilities	87,605.39	County Library Taxes .02	7,786.67
Planning, Housing & Development	4,800.00	Other Miscellaneous Tax Revenues		Local Municipal Purpose Taxes .21	72,158.09
Human Resources		State Aid Revenues	15,724.62	Veteran & Senior Citizen Taxes .04	13,340.00
Elections		Federal Aid Revenues		Total Taxes for Rate Computation 2.61	897,432.97
General Administration (other)	29,750.00	State and Local Fiscal Assistance Act Utilized	6,438.00	Special District Taxes	
<b>JUDICIARY</b>		Sale of Acquired Property		Bank Stock Taxes	6,064.93
Municipal Courts	3,950.00	Other Miscellaneous Revenues	22,134.99	Added and Omitted Taxes	890,157.90
<b>PUBLIC SAFETY</b>		Other Revenues, Revenue Sharing Tax Effort	14,752.02	Total Taxes Levied - ABSTRACT	852,994.09
Fire Protection	4,000.00	Total	1,030,017.45	Total Taxes Billed	787,618.51
Police Protection	11,300.00	Prior Years Surplus Appropriated	55,000.00	1973 TAXES COLLECTED	
Civil Defense & Disaster Control	150.00	REVENUES TOTAL	1,085,017.45	1973 Taxes Cancelled, Abated or Adjusted	1,177.68
Environmental Inspection & Control	1,500.00	CAPITAL OUTLAY TOTAL	4,487.00	Transfer to Tax Title Liens or Foreclosed	219.60
Other Public Safety				Balance Outstanding Dec. 31, 1973	103,978.30
<b>PUBLIC WORKS</b>				<b>PRIOR YEARS TAXES OUTSTANDING</b>	
Streets and Drainage	72,933.00	Public Enterprises		Balance January 1, 1973	83,065.60
Sewers and Sewage Processing	4,803.14	Recreation—Culture		Collected in 1973	79,613.93
Garbage and Trash Disposal	8,000.00	Public Works	4,487.00	Cancelled, Abated or Adjusted 1973	489.59
Public Buildings and Grounds	6,000.00	Buildings and Grounds		Transfers to Tax Title Liens or Foreclosed	
Other Public Works		Library and Education		Balance December 31, 1973	2,962.08
<b>HEALTH and WELFARE</b>		Conservation		<b>TAX TITLE LIENS OUTSTANDING</b>	
Health Services Except Environmental	2,000.00	All Other		Balance January 1, 1973	1,492.91
Welfare-Public Assistance	765.00	CAPITAL DEBT AUTHORIZED, DECEMBER 31, 1973		Transfers From Taxes	219.60
Hospitals, Clinics, First Aid		ISSUED AND UNISSUED GROSS DEBT		Redeemed in 1973	231.22
Animal, Insect, & Rodent Control	25.00	School	339,339	Cancelled, Abated or Adjusted (1973)	
Other Welfare Services		Self-liquidating		Transfers to Foreclosed Property	
<b>RECREATION and CONSERVATION</b>		Other		Balance December 31, 1973	1,481.29
Beaches and Boardwalks		Total	339,339	<b>PROPERTY ACQUIRED BY DEED OR FORECLOSURE</b>	
Parks, Playgrounds, Shade Trees		ISSUED AND OUTSTANDING		Balance January 1, 1973	4,156.80
Land Reclamation & Conservation	150.00	School	339,339.14	Transfers From Taxes or Liens	
Other Recreational Services		Self-liquidating		Sale for Cash (1973)	
<b>EDUCATION (excluding schools)</b>		Other		Cancelled, Abated or Adjusted (1973)	
Libraries		Total	339,339.14	Balance December 31, 1973	4,156.80
Other Educational Services		EQUALIZED VALUATION BASIS		<b>CURRENT FINANCES DECEMBER 31, 1973</b>	
<b>STATUTORY EXPENDITURES</b>		FOR NET DEBT COMPUTATION	33,223,473.33	<b>ASSETS</b>	
Pensions & F. I. C. A.	4,445.00	REAL PROPERTY VALUATIONS		Cash Dec. 31, 1973	369,600.65
Employee Fringe Benefits	3,000.00	Code Class # of Parcels % VAL'N	ASSESSED VALUATION	Taxes Receivable	106,940.38
Other Statutory Expenditures		1 Vacant Land 203 4.52	1,313,258.00	Tax Title Liens	1,481.29
<b>MUNICIPAL FUNCTIONS</b>	172,407.14	2 Residential 566 60.50	17,584,725.00	Foreclosed Property	4,156.80
<b>CAPITAL IMPROVEMENTS</b>	10,438.00	3 Farm 261 20.70	6,016,755.00	Emergencies & Other Deferred Charges	14,958.30
<b>DEBT SERVICE</b>		4a Commercial 32 5.27	1,533,125.00	State Aid Receivable	35,369.00
Principal Payments		4b Industrial 7 8.03	2,334,800.00	Other Receivables	1,663.03
Interest Payments	300.00	4c Apartments 6 .98	283,625.00	Total	534,169.45
<b>DEFERRED CHARGES</b>	4,879.92	Total 1075	29,066,288.00	<b>LIABILITIES, RESERVES, AND SURPLUS</b>	
<b>SCHOOL, COUNTY, SPECIAL DISTRICT TAXES</b>	811,934.88	Land Area 21.60 Sq. Miles		Cash Liabilities	98,130.77
<b>RESERVE FOR UNCOLLECTED TAXES</b>	106,292.65	Net Valuation Taxable-Municipal	29,514,399.00	Reserves for Receivables	114,241.50
<b>EMERGENCY EMPLOYMENT ACT OF 1971</b>		Net Valuation Taxable-County	33,487,664.00	Surplus Dec. 31, 1973	321,797.18
<b>EXPENDITURES TOTAL</b>	1,095,814.59	State Equalized Valuation	34,285,466.00	Total	534,169.45
		State Equalization Ratio	85.90		

0721

Population 1970 11,960  
 Population 1973 12,215  
 S & P Rating /  
 Moody Rating A

General Tax Rate Per \$100. 5.71  
 State Equalized Tax Rate 3.90

## WEST CALDWELL BOROUGH — ESSEX COUNTY

Form of Government:

Borough Council

Number of Members on Governing Body 6

PER CAPITA:

Gross Debt 540.52  
 Net Debt 177.71  
 Debt Service 8.14  
 Total Tax Levy 602.54  
 Municipal Expenditures 169.71

PER CENT:

Gross Debt 3.92  
 Net Debt 1.29  
 Tax Levy Collected 96.24  
 Tax Levy Cancelled, Abated or Adjusted .23

EXPENDITURES		REVENUES-REALIZED		1973 PROPERTY TAX	
<b>GENERAL GOVERNMENT</b>		<b>1973 Property Taxes Collected</b>		<b>STATE EQUALIZED TAX RATE</b>	
Governing Body & Public Boards			7,094,802.11	Local District School Taxes	2.10
Municipal Clerk				Regional & Consolidated School Tax	
Financial Administration	18,366.30	1973 Payments in Lieu of Taxes		School Taxes in Municipal Budget	
Assessment of Taxes	27,928.77	Delinquent Tax & Lien Collections	163,470.68	County Taxes	1.24
Collection of Taxes	27,516.05	Business Personalty Replacement Taxes	115,154.72	County Library Taxes	
Planning, Housing & Development	13,694.61	Taxes from Public Utilities	290,350.57	Local Municipal Purpose Taxes	.53
Human Resources	12,400.00	Other Miscellaneous Tax Revenues		Veteran & Senior Citizen Taxes	.03
Elections	1,623.87	State Aid Revenues	102,062.19	Total Taxes for Rate Computation	3.90
General Administration (other)	186,681.48	Federal Aid Revenues		Special District Taxes	
<b>JUDICIARY</b>		State and Local Fiscal Assistance Act Utilized	47,853.00	Bank Stock Taxes	9,009.91
Municipal Courts	26,565.80	Sale of Acquired Property		Added and Omitted Taxes	146,318.75
<b>PUBLIC SAFETY</b>		Other Miscellaneous Revenues	167,767.84	Total Taxes Levied - ABSTRACT	7,360,069.47
Fire Protection	38,068.80	Other Revenues, Revenue Sharing Tax Effort	18,094.61	Total Taxes Billed	7,372,249.05
Police Protection	524,673.62	Total	7,999,555.72	1973 TAXES COLLECTED	7,094,802.11
Civil Defense & Disaster Control	1,224.50	Prior Years Surplus Appropriated	440,000.00	1973 Taxes Cancelled, Abated or Adjusted	16,687.20
Environmental Inspection & Control	21,102.27	<b>REVENUES</b>	<b>TOTAL</b>	Transfer to Tax Title Liens or Foreclosed	11,111.66
Other Public Safety		<b>CAPITAL OUTLAY</b>	<b>TOTAL</b>	Balance Outstanding Dec. 31, 1973	249,648.08
<b>PUBLIC WORKS</b>			218,852.76	<b>PRIOR YEARS TAXES OUTSTANDING</b>	
Streets and Drainage	186,805.55	Public Enterprises	6,302.26	Balance January 1, 1973	170,305.24
Sewers and Sewage Processing	129,067.00	Recreation—Culture	32,693.01	Collected in 1973	163,470.68
Garbage and Trash Disposal	83,600.00	Public Works	156,497.99	Cancelled, Abated or Adjusted 1973	
Public Buildings and Grounds	77,026.91	Buildings and Grounds	23,359.53	Transfers to Tax Title Liens or Foreclosed	3,909.92
Other Public Works		Library and Education		Balance December 31, 1973	2,924.64
<b>HEALTH and WELFARE</b>		Conservation		<b>TAX TITLE LIENS OUTSTANDING</b>	
Health Services Except Environmental	32,820.81	All Other		Balance January 1, 1973	251.48
Welfare-Public Assistance	3,045.00	<b>CAPITAL DEBT AUTHORIZED, DECEMBER 31, 1973</b>		Transfers From Taxes	15,455.12
Hospitals, Clinics, First Aid		<b>ISSUED AND UNISSUED</b>	<b>GROSS DEBT</b>	Redeemed in 1973	
Animal, Insect, & Rodent Control		School	3,679,338	Cancelled, Abated or Adjusted (1973)	
Other Welfare Services		Self-liquidating	625,945	Transfers to Foreclosed Property	
<b>RECREATION and CONSERVATION</b>		Other	2,297,150	Balance December 31, 1973	15,706.60
Beaches and Boardwalks		Total	6,602,433	<b>PROPERTY ACQUIRED BY DEED OR FORECLOSURE</b>	
Parks, Playgrounds, Shade Trees	4,051.88	<b>ISSUED AND OUTSTANDING</b>		Balance January 1, 1973	36,275.00
Land Reclamation & Conservation	1,917.30	School	3,679,338.85	Transfers From Taxes or Liens	
Other Recreational Services	59,003.86	Self-Liquidating	609,370.00	Sale for Cash (1973)	
<b>EDUCATION (excluding schools)</b>		Other	980,350.00	Cancelled, Abated or Adjusted (1973)	
Libraries	67,410.00	Total	5,269,058.85	Balance December 31, 1973	36,275.00
Other Educational Services		<b>EQUALIZED VALUATION BASIS</b>		<b>CURRENT FINANCES DECEMBER 31, 1973</b>	
<b>STATUTORY EXPENDITURES</b>		<b>FOR NET DEBT COMPUTATION</b>	<b>168,419,903.33</b>	<b>ASSETS</b>	
Pensions & F. I. C. A.	90,500.00	<b>REAL PROPERTY VALUATIONS</b>		Cash Dec. 31, 1973	599,334.57
Employee Fringe Benefits	31,846.17	Code Class # of Parcels % VAL'N	<b>ASSESSED VALUATION</b>	Taxes Receivable	252,572.72
Other Statutory Expenditures		1 Vacant Land 233 4.28	5,408,400.00	Tax Title Liens	15,706.60
<b>MUNICIPAL FUNCTIONS</b>	<b>TOTAL</b>	2 Residential 3195 68.55	86,715,500.00	Foreclosed Property	36,275.00
<b>CAPITAL IMPROVEMENTS</b>	<b>*MEMO*</b>	3 Farm 2 .02	27,300.00	Emergencies & Other Deferred Charges	18,600.00
<b>DEBT SERVICE</b>		4a Commercial 75 11.28	14,273,900.00	State Aid Receivable	27,205.03
Principal Payments	57,800.00	4b Industrial 44 13.82	17,487,900.00	Other Receivables	54,912.20
Interest Payments	41,635.99	4c Apartments 8 2.04	2,586,800.00	Total	1,004,606.12
<b>DEFERRED CHARGES</b>	<b>6,400.00</b>	Total 3557	126,499,800.00	<b>LIABILITIES, RESERVES, AND SURPLUS</b>	
<b>SCHOOL, COUNTY, SPECIAL DISTRICT TAXES</b>	<b>6,213,117.77</b>	Land Area 5.04 Sq. Miles	127,501,600.00	Cash Liabilities	251,003.37
<b>RESERVE FOR UNCOLLECTED TAXES</b>	<b>300,248.71</b>	Net Valuation Taxable-Municipal	175,114,475.00	Reserves for Receivables	359,466.52
<b>EMERGENCY EMPLOYMENT ACT OF 1971</b>		Net Valuation Taxable-County	185,834,939.00	Surplus Dec. 31, 1973	394,136.23
<b>EXPENDITURES</b>	<b>TOTAL</b>	State Equalized Valuation	68.44	Total	1,004,606.12
	8,286,743.02	State Equalization Ratio			

0512

Population 1970 1,010  
 Population 1973 1,030  
 S & P Rating  
 Moody Rating

General Tax Rate Per \$100. 6.30  
 State Equalized Tax Rate 3.27

WEST CAPE MAY BOROUGH — CAPE MAY CO.  
 Form of Government:  
 Commission (1911)  
 Number of Members on Governing Body 3

PER CAPITA: 213.30  
 Gross Debt  
 Net Debt  
 Debt Service 276.88  
 Total Tax Levy 163.55  
 Municipal Expenditures  
 PER CENT: 3.04  
 Gross Debt  
 Net Debt  
 Tax Levy Collected 87.67  
 Tax Levy Cancelled, Abated or Adjusted

EXPENDITURES		REVENUES-REALIZED		1973 PROPERTY TAX	
<b>GENERAL GOVERNMENT</b>				<b>STATE EQUALIZED TAX RATE</b>	
Governing Body & Public Boards		1973 Property Taxes Collected	250,018.47	Local District School Taxes .81	72,470.00
Municipal Clerk		1973 Payments in Lieu of Taxes		Regional & Consolidated School Tax 1.41	125,886.85
Financial Administration	7,417.35	Delinquent Tax & Lien Collections	33,240.92	School Taxes in Municipal Budget	
Assessment of Taxes	14,200.00	Business Personalty Replacement Taxes	3,233.35	County Taxes .43	38,766.07
Collection of Taxes	4,678.00	Taxes from Public Utilities	19,962.19	County Library Taxes .02	1,923.39
Planning, Housing & Development	1,500.00	Other Miscellaneous Tax Revenues		Local Municipal Purpose Taxes .49	43,955.83
Human Resources		State Aid Revenues	12,195.06	Veteran & Senior Citizen Taxes .10	9,060.00
Elections		Federal Aid Revenues		Total Taxes for Rate Computation 3.26	292,062.14
General Administration (other)	17,318.53	State and Local Fiscal Assistance Act Utilized	8,935.25	Special District Taxes	
<b>JUDICIARY</b>		Sale of Acquired Property		Bank Stock Taxes	653.46
Municipal Courts	1,175.50	Other Miscellaneous Revenues	15,392.39	Added and Omitted Taxes	1,527.17
<b>PUBLIC SAFETY</b>		Other Revenues, Revenue Sharing Tax Effort	3,114.18	Total Taxes Levied - ABSTRACT	285,182.77
Fire Protection	2,800.00	Total	346,091.81	Total Taxes Billed	285,182.77
Police Protection	22,986.89	Prior Years Surplus Appropriated	27,840.00	<b>1973 TAXES COLLECTED</b>	<b>250,018.47</b>
Civil Defense & Disaster Control	300.00	<b>REVENUES TOTAL</b>	<b>373,931.81</b>	1973 Taxes Cancelled, Abated or Adjusted	
Environmental Inspection & Control	200.00			Transfer to Tax Title Liens or Foreclosed	5,000.00
Other Public Safety				Balance Outstanding Dec. 31, 1973	30,164.30
<b>PUBLIC WORKS</b>		<b>CAPITAL OUTLAY TOTAL</b>		<b>PRIOR YEARS TAXES OUTSTANDING</b>	
Streets and Drainage	39,470.00	Public Enterprises		Balance January 1, 1973	29,994.47
Sewers and Sewage Processing		Recreation—Culture		Collected in 1973	28,285.04
Garbage and Trash Disposal	1,350.00	Public Works		Cancelled, Abated or Adjusted 1973	
Public Buildings and Grounds	2,007.66	Buildings and Grounds		Transfers to Tax Title Liens or Foreclosed	
Other Public Works		Library and Education		Balance December 31, 1973	1,709.43
<b>HEALTH and WELFARE</b>		Conservation		<b>TAX TITLE LIENS OUTSTANDING</b>	
Health Services Except Environmental	100.00	All Other		Balance January 1, 1973	9,286.33
Welfare—Public Assistance	800.00			Transfers From Taxes	5,000.00
Hospitals, Clinics, First Aid		<b>CAPITAL DEBT AUTHORIZED, DECEMBER 31, 1973</b>		Cancelled, Abated or Adjusted (1973)	4,955.88
Animal, Insect, & Rodent Control		<b>ISSUED AND UNISSUED GROSS DEBT</b>		Transfers to Foreclosed Property	
Other Welfare Services		School 219,698		Balance December 31, 1973	9,330.45
<b>RECREATION and CONSERVATION</b>		Self-liquidating		<b>PROPERTY ACQUIRED BY DEED OR FORECLOSURE</b>	
Beaches and Boardwalks		Other		Balance January 1, 1973	5,882.00
Parks, Playgrounds, Shade Trees		Total 219,698		Transfers From Taxes or Liens	
Land Reclamation & Conservation		<b>ISSUED AND OUTSTANDING</b>		Sale for Cash (1973)	
Other Recreational Services	350.00	School 219,698.39		Cancelled, Abated or Adjusted (1973)	
<b>EDUCATION (excluding schools)</b>		Self-liquidating		Balance December 31, 1973	5,882.00
Libraries		Other		<b>CURRENT FINANCES DECEMBER 31, 1973</b>	
Other Educational Services		Total 219,698.39		<b>ASSETS</b>	
<b>STATUTORY EXPENDITURES</b>		<b>EQUALIZED VALUATION BASIS FOR NET DEBT COMPUTATION</b>	<b>7,223,816.00</b>	Cash Dec. 31, 1973	142,694.19
Pensions & F. I. C. A.	4,250.00	<b>REAL PROPERTY VALUATIONS</b>		Taxes Receivable	31,873.73
Employee Fringe Benefits		Code Class # of Parcels % VAL'N		Tax Title Liens	9,330.45
Other Statutory Expenditures		1 Vacant Land 296 3.26		Foreclosed Property	5,882.00
<b>MUNICIPAL FUNCTIONS</b>		2 Residential 573 85.14		Emergencies & Other Deferred Charges	19,815.33
<b>CAPITAL IMPROVEMENTS</b>		3 Farm 23 .54		State Aid Receivable	20,000.00
<b>DEBT SERVICE</b>		4a Commercial 22 9.94		Other Receivables 157.65	
Principal Payments		4b Industrial		Total	229,753.35
Interest Payments		4c Apartments 1 .12		<b>LIABILITIES, RESERVES, AND SURPLUS</b>	
<b>DEFERRED CHARGES</b>		Total 915		Cash Liabilities	146,882.17
SCHOOL, COUNTY, SPECIAL DISTRICT TAXES	10,117.63	Land Area 1.30 Sq. Miles		Reserves for Receivables	47,243.83
<b>RESERVE FOR UNCOLLECTED TAXES</b>		Net Valuation Taxable-Municipal	4,639,814.00	Surplus Dec. 31, 1973	35,627.35
<b>EMERGENCY EMPLOYMENT ACT OF 1971</b>		Net Valuation Taxable-County	7,694,124.00	Total	229,753.35
<b>EXPENDITURES TOTAL</b>	<b>407,504.74</b>	State Equalized Valuation	8,875,575.00		
		State Equalization Ratio	51.97		

0820

Population 1970 13,945  
 Population 1973 15,110  
 S & P Rating  
 Moody Rating BAA

General Tax Rate Per \$100. 3.26  
 State Equalized Tax Rate 2.79

# WEST DEPTFORD TOWNSHIP — GLOUCESTER COUNTY

Form of Government:  
 Township Committee

Number of Members on Governing Body 5

PER CAPITA:  
 Gross Debt 676.31  
 Net Debt 397.35  
 Debt Service 3.25  
 Total Tax Levy 433.75  
 Municipal Expenditures 124.49

PER CENT:  
 Gross Debt 5.25  
 Net Debt 3.08  
 Tax Levy Collected 97.22  
 Tax Levy Cancelled, Abated or Adjusted .17

EXPENDITURES		REVENUES-REALIZED		1973 PROPERTY TAX	
GENERAL GOVERNMENT		1973 Property Taxes Collected		STATE EQUALIZED TAX RATE	
Governing Body & Public Boards			6,397,188.32	Local District School Taxes	1.87
Municipal Clerk	18,532.00	1973 Payments in Lieu of Taxes		Regional & Consolidated School Tax	
Financial Administration	24,848.00	Delinquent Tax & Lien Collections	122,497.69	School Taxes in Municipal Budget	
Assessment of Taxes	24,805.00	Business Personalty Replacement Taxes	257,731.32	County Taxes	.57
Collection of Taxes	20,127.00	Taxes from Public Utilities	268,756.75	County Library Taxes	
Planning, Housing & Development		Other Miscellaneous Tax Revenues		Local Municipal Purpose Taxes	.32
Human Resources		State Aid Revenues	6,650.95	Veteran & Senior Citizen Taxes	.04
Elections		Federal Aid Revenues	24,340.58	Total Taxes for Rate Computation	2.80
General Administration (other)	118,414.00	State and Local Fiscal Assistance Act Utilized	173,155.50	Special District Taxes	
JUDICIARY		Sale of Acquired Property		Bank Stock Taxes	9,884.81
Municipal Courts	16,068.00	Other Miscellaneous Revenues	145,094.57	Added and Omitted Taxes	343,012.16
PUBLIC SAFETY		Other Revenues, Revenue Sharing Tax Effort	129,710.99	Total Taxes Levied - ABSTRACT	6,553,958.55
Fire Protection	31,922.00	Total	7,525,096.67	Total Taxes Billed	6,580,192.84
Police Protection	373,875.50	Prior Years Surplus Appropriated	284,812.31	1973 TAXES COLLECTED	6,397,188.32
Civil Defense & Disaster Control	1,000.00	REVENUES TOTAL	7,809,908.68	1973 Taxes Cancelled, Abated or Adjusted	11,386.60
Environmental Inspection & Control	20,360.00	CAPITAL OUTLAY TOTAL	1,311,659.76	Transfer to Tax Title Liens or Foreclosed	2,247.05
Other Public Safety				Balance Outstanding Dec. 31, 1973	169,370.87
PUBLIC WORKS				PRIOR YEARS TAXES OUTSTANDING	
Streets and Drainage	765,817.00	Public Enterprises	1,306,280.22	Balance January 1, 1973	181,457.57
Sewers and Sewage Processing		Recreation—Culture		Collected in 1973	117,771.69
Garbage and Trash Disposal	20,000.00	Public Works		Cancelled, Abated or Adjusted 1973	13,305.63
Public Buildings and Grounds	55,060.00	Buildings and Grounds	5,379.54	Transfers to Tax Title Liens or Foreclosed	4,743.87
Other Public Works		Library and Education		Balance December 31, 1973	45,636.38
HEALTH and WELFARE		Conservation		TAX TITLE LIENS OUTSTANDING	
Health Services Except Environmental	10,646.00	All Other		Balance January 1, 1973	24,719.40
Welfare—Public Assistance	1,996.00	CAPITAL DEBT AUTHORIZED, DECEMBER 31, 1973		Transfers From Taxes	3,991.01
Hospitals, Clinics, First Aid		ISSUED AND UNISSUED		Redeemed in 1973	4,726.00
Animal, Insect, & Rodent Control	5,000.00	School	4,215,000	Cancelled, Abated or Adjusted (1973)	
Other Welfare Services		Self-liquidating	5,473,990	Transfers to Foreclosed Property	
RECREATION and CONSERVATION		Other	530,000	Balance December 31, 1973	23,984.41
Beaches and Boardwalks		Total	10,218,990	PROPERTY ACQUIRED BY DEED OR FORECLOSURE	
Parks, Playgrounds, Shade Trees		ISSUED AND OUTSTANDING		Balance January 1, 1973	26,176.17
Land Reclamation & Conservation		School	4,215,000.00	Transfers From Taxes or Liens	3,199.91
Other Recreational Services	5,880.00	Self-Liquidating	5,410,100.00	Sale for Cash (1973)	
EDUCATION (excluding schools)		Other	530,000.00	Cancelled, Abated or Adjusted (1973)	3,199.91
Libraries	23,898.00	Total	10,155,100.00	Balance December 31, 1973	26,176.17
Other Educational Services		EQUALIZED VALUATION BASIS		CURRENT FINANCES DECEMBER 31, 1973	
STATUTORY EXPENDITURES		FOR NET DEBT COMPUTATION	194,736,324.33	ASSETS	
Pensions & F. I. C. A.	78,000.00	REAL PROPERTY VALUATIONS		Cash Dec. 31, 1973	3,250,795.49
Employee Fringe Benefits	24,000.00	Code Class # of Parcels % VAL'N		Taxes Receivable	215,007.25
Other Statutory Expenditures		1 Vacant Land 896 13.06	25,253,600.00	Tax Title Liens	23,984.41
MUNICIPAL FUNCTIONS TOTAL	1,640,248.50	2 Residential 3854 38.64	74,657,400.00	Foreclosed Property	26,176.17
CAPITAL IMPROVEMENTS *MEMO*	91,000.00	3 Farm 132 1.06	2,058,850.00	Emergencies & Other Deferred Charges	44,125.55
DEBT SERVICE		4a Commercial 188 14.06	27,189,150.00	State Aid Receivable	14,993.30
Principal Payments	20,000.00	4b Industrial 5 32.29	62,423,300.00	Other Receivables	45,934.14
Interest Payments	29,160.00	4c Apartments 3 .89	1,711,000.00	Total	3,621,016.31
DEFERRED CHARGES	18,022.09	Total 5078	193,333,300.00	LIABILITIES, RESERVES, AND SURPLUS	
SCHOOL, COUNTY, SPECIAL DISTRICT TAXES	5,487,511.74	Land Area 16.18 Sq. Miles		Cash Liabilities	2,790,688.27
RESERVE FOR UNCOLLECTED TAXES	153,225.03	Net Valuation Taxable-Municipal	192,952,369.00	Reserves for Receivables	311,101.97
EMERGENCY EMPLOYMENT ACT OF 1971	20,341.27	Net Valuation Taxable-County	210,236,520.00	Surplus Dec. 31, 1973	519,226.07
EXPENDITURES TOTAL	7,368,508.63	State Equalized Valuation	226,666,837.00	Total	3,621,016.31
		State Equalization Ratio	85.64		

1353

Population 1970 6,850  
Population 1973 7,020  
S & P Rating  
Moody Rating

General Tax Rate Per \$100. 4.36  
State Equalized Tax Rate 3.21

# WEST LONG BRANCH BOROUGH — MONMOUTH COUNTY

Form of Government:  
Borough Council  
Number of Members on Governing Body 6

PER CAPITA:  
Gross Debt 213.89  
Net Debt 52.14  
Debt Service 4.09  
Total Tax Levy 372.19  
Municipal Expenditures 116.77

PER CENT:  
Gross Debt 2.25  
Net Debt .55  
Tax Levy Collected 94.39  
Tax Levy Cancelled, Abated or Adjusted .38

EXPENDITURES		REVENUES-REALIZED		1973 PROPERTY TAX	
<b>GENERAL GOVERNMENT</b>				STATE EQUALIZED TAX RATE 1.05	
Governing Body & Public Boards		1973 Property Taxes Collected	2,464,919.33	Local District School Taxes	825,741.44
Municipal Clerk		1973 Payments in Lieu of Taxes		Regional & Consolidated School Tax	898,473.32
Financial Administration	3,960.00	Delinquent Tax & Lien Collections	73,483.21	School Taxes in Municipal Budget	
Assessment of Taxes	11,734.57	Business Personalty Replacement Taxes	90,934.00	County Taxes	465,369.83
Collection of Taxes	19,940.00	Taxes from Public Utilities	132,527.41	County Library Taxes	17,968.83
Planning, Housing & Development	3,800.00	Other Miscellaneous Tax Revenues		Local Municipal Purpose Taxes	282,392.38
Human Resources		State Aid Revenues	33,750.58	Veteran & Senior Citizen Taxes	41,680.00
Elections		Federal Aid Revenues	25,129.30	Total Taxes for Rate Computation	2,531,625.80
General Administration (other)	65,659.43	State and Local Fiscal Assistance Act Utilized	60,390.00	Special District Taxes	
<b>JUDICIARY</b>		Sale of Acquired Property		Bank Stock Taxes	2,531.65
Municipal Courts	12,950.00	Other Miscellaneous Revenues	60,829.02	Added and Omitted Taxes	120,269.70
<b>PUBLIC SAFETY</b>		Other Revenues, Revenue Sharing Tax Effort	24,817.39	Total Taxes Levied - ABSTRACT	2,612,747.15
Fire Protection	33,000.00	Total	2,966,780.24	Total Taxes Billed	2,611,557.54
Police Protection	199,700.00	Prior Years Surplus Appropriated	130,891.57	1973 TAXES COLLECTED	2,464,919.33
Civil Defense & Disaster Control		REVENUES TOTAL	3,097,671.81	1973 Taxes Cancelled, Abated or Adjusted	10,003.15
Environmental Inspection & Control		CAPITAL OUTLAY TOTAL	14,444.44	Transfer to Tax Title Liens or Foreclosed	4,024.65
Other Public Safety		Public Enterprises		Balance Outstanding Dec. 31, 1973	132,610.41
<b>PUBLIC WORKS</b>		Recreation—Culture	13,444.44	PRIOR YEARS TAXES OUTSTANDING	
Streets and Drainage	112,400.00	Public Works	1,000.00	Balance January 1, 1973	70,764.74
Sewers and Sewage Processing		Buildings and Grounds		Collected in 1973	68,458.08
Garbage and Trash Disposal	67,300.00	Library and Education		Cancelled, Abated or Adjusted 1973	66.14
Public Buildings and Grounds	31,700.00	Conservation		Transfers to Tax Title Liens or Foreclosed	1,621.08
Other Public Works		All Other		Balance December 31, 1973	619.44
<b>HEALTH and WELFARE</b>		CAPITAL DEBT AUTHORIZED, DECEMBER 31, 1973		TAX TITLE LIENS OUTSTANDING	
Health Services Except Environmental	11,954.00	ISSUED AND UNISSUED		Balance January 1, 1973	24,971.12
Welfare-Public Assistance	1,900.00	School	1,135,524	Transfers From Taxes	5,915.42
Hospitals, Clinics, First Aid		Self-liquidating		Redeemed in 1973	5,025.13
Animal, Insect, & Rodent Control		Other	366,000	Cancelled, Abated or Adjusted (1973)	
Other Welfare Services		Total	1,501,524	Transfers to Foreclosed Property	
<b>RECREATION and CONSERVATION</b>		ISSUED AND OUTSTANDING		Balance December 31, 1973	25,861.41
Beaches and Boardwalks	500.00	School	1,099,060.68	PROPERTY ACQUIRED BY DEED OR FORECLOSURE	
Parks, Playgrounds, Shade Trees	1,500.00	Self-Liquidating		Balance January 1, 1973	3,675.00
Land Reclamation & Conservation	13,812.86	Other	364,500.00	Transfers From Taxes or Liens	
Other Recreational Services		Total	1,463,560.68	Sale for Cash (1973)	
<b>EDUCATION (excluding schools)</b>		EQUALIZED VALUATION BASIS		Cancelled, Abated or Adjusted (1973)	
Libraries	18,900.00	FOR NET DEBT COMPUTATION	66,594,842.33	Balance December 31, 1973	3,675.00
Other Educational Services		REAL PROPERTY VALUATIONS		CURRENT FINANCES DECEMBER 31, 1973	
<b>STATUTORY EXPENDITURES</b>		Code Class # of Parcels % VAL'N		ASSETS	
Pensions & F. I. C. A.	37,418.00	1 Vacant Land 300 4.68	2,692,870.00	Cash Dec. 31, 1973	302,083.29
Employee Fringe Benefits	9,900.00	2 Residential 1696 76.03	43,773,480.00	Taxes Receivable	133,229.85
Other Statutory Expenditures		3 Farm 25 .91	520,410.00	Tax Title Liens	25,861.41
<b>MUNICIPAL FUNCTIONS</b>		4a Commercial 73 12.80	7,371,160.00	Foreclosed Property	3,675.00
CAPITAL IMPROVEMENTS	66,790.00	4b Industrial 2 5.24	3,019,220.00	Emergencies & Other Deferred Charges	17,980.26
DEBT SERVICE		4c Apartments 2 .34	193,800.00	State Aid Receivable	28,346.00
Principal Payments	15,000.00	Total 2098	57,570,940.00	Other Receivables	
Interest Payments	13,716.00	Land Area 2.83 Sq. Miles		Total	511,175.81
<b>DEFERRED CHARGES</b>		Net Valuation Taxable-Municipal	58,150,538.00	LIABILITIES, RESERVES, AND SURPLUS	
SCHOOL, COUNTY, SPECIAL DISTRICT TAXES	2,207,553.42	Net Valuation Taxable-County	71,404,922.00	Cash Liabilities	160,647.60
RESERVE FOR UNCOLLECTED TAXES	100,818.61	State Equalized Valuation	78,758,495.00	Reserves for Receivables	162,766.26
EMERGENCY EMPLOYMENT ACT OF 1971	26,269.90	State Equalization Ratio	73.64	Surplus Dec. 31, 1973	187,761.95
<b>EXPENDITURES TOTAL</b>	3,027,281.36			Total	511,175.81

1615

Population 1970 17,365  
 Population 1973 18,410  
 S & P Rating  
 Moody Rating

General Tax Rate Per \$100.  
 4.24  
 State Equalized Tax Rate  
 3.41

**WEST MILFORD TOWNSHIP — PASSAIC COUNTY**  
**Form of Government:**  
**Council-Manager Plan D (OMCL50)**  
**Number of Members on Governing Body 5**

PER CAPITA: 813.38  
 Gross Debt 267.46  
 Net Debt 5.50  
 Debt Service 529.20  
 Total Tax Levy 204.53  
 Municipal Expenditures

PER CENT: 5.96  
 Gross Debt 1.96  
 Net Debt 90.67  
 Tax Levy Collected  
 Tax Levy Cancelled, Abated  
 or Adjusted 1.05

EXPENDITURES		REVENUES-REALIZED		1973 PROPERTY TAX	
<b>GENERAL GOVERNMENT</b>				<b>STATE EQUALIZED TAX RATE</b>	
Governing Body & Public Boards	17,500.00	1973 Property Taxes Collected		Local District School Taxes	2.33 6,643,057.34
Municipal Clerk	60,532.00	1973 Payments in Lieu of Taxes		Regional & Consolidated School Tax	
Financial Administration	39,086.00	Delinquent Tax & Lien Collections		School Taxes in Municipal Budget	
Assessment of Taxes	44,354.00	Business Personalty Replacement Taxes		County Taxes	.57 1,628,367.34
Collection of Taxes	58,410.00	Taxes from Public Utilities		County Library Taxes	
Planning, Housing & Development	39,443.00	Other Miscellaneous Tax Revenues		Local Municipal Purpose Taxes	.48 1,359,183.52
Human Resources		State Aid Revenues		Veteran & Senior Citizen Taxes	.03 92,340.00
Elections	15,190.00	Federal Aid Revenues		Total Taxes for Rate Computation	3.41 9,722,948.20
General Administration (other)	138,372.00	State and Local Fiscal Assistance Act Utilized		Special District Taxes	
<b>JUDICIARY</b>		Sale of Acquired Property		Bank Stock Taxes	7,096.33
Municipal Courts	30,975.00	Other Miscellaneous Revenues		Added and Omitted Taxes	104,834.47
<b>PUBLIC SAFETY</b>		Other Revenues, Revenue Sharing Tax Effort		Total Taxes Levied - ABSTRACT	9,742,539.00
Fire Protection	86,400.00	Prior Years Surplus Appropriated		Total Taxes Billed	9,756,561.68
Police Protection	524,450.50	REVENUES TOTAL		1973 TAXES COLLECTED	8,845,938.41
Civil Defense & Disaster Control	10,500.00	CAPITAL OUTLAY TOTAL		1973 Taxes Cancelled, Abated or Adjusted	102,401.70
Environmental Inspection & Control	37,533.00			Transfer to Tax Title Liens or Foreclosed	133,250.16
Other Public Safety				Balance Outstanding Dec. 31, 1973	674,971.41
<b>PUBLIC WORKS</b>				<b>PRIOR YEARS TAXES OUTSTANDING</b>	
Streets and Drainage	947,021.00	Public Enterprises		Balance January 1, 1973	596,952.58
Sewers and Sewage Processing	30,457.00	Recreation—Culture		Collected in 1973	565,261.11
Garbage and Trash Disposal	18,780.00	Public Works		Cancelled, Abated or Adjusted 1973	68.59
Public Buildings and Grounds	38,454.00	Buildings and Grounds		Transfers to Tax Title Liens or Foreclosed	28,795.54
Other Public Works		Library and Education		Balance December 31, 1973	2,827.34
<b>HEALTH and WELFARE</b>		Conservation		<b>TAX TITLE LIENS OUTSTANDING</b>	
Health Services Except Environmental	41,633.00	All Other		Balance January 1, 1973	367,783.07
Welfare-Public Assistance	21,310.00	CAPITAL DEBT AUTHORIZED, DECEMBER 31, 1973		Transfers From Taxes	165,857.63
Hospitals, Clinics, First Aid		ISSUED AND UNISSUED GROSS DEBT NET DEBT		Redeemed in 1973	154,810.37
Animal, Insect, & Rodent Control		School 13,599,000 3,548,611		Cancelled, Abated or Adjusted (1973)	
Other Welfare Services	975.00	Self-liquidating 1,375,250 1,375,250		Transfers to Foreclosed Property	
<b>RECREATION and CONSERVATION</b>		Other 14,974,250 4,923,861		Balance December 31, 1973	378,830.33
Beaches and Boardwalks		ISSUED AND OUTSTANDING		<b>PROPERTY ACQUIRED BY DEED OR FORECLOSURE</b>	
Parks, Playgrounds, Shade Trees		School 6,499,000.00		Balance January 1, 1973	255,740.00
Land Reclamation & Conservation	6,300.00	Self-Liquidating 533,000.00		Transfers From Taxes or Liens	
Other Recreational Services	58,530.00	Other 7,432,000.00		Sale for Cash (1973)	23,015.00
<b>EDUCATION (excluding schools)</b>		Total 251,259,707.33		Cancelled, Abated or Adjusted (1973)	22,350.00
Libraries	30,000.00	EQUALIZED VALUATION BASIS FOR NET DEBT COMPUTATION		Balance December 31, 1973	210,375.00
Other Educational Services		REAL PROPERTY VALUATIONS		<b>CURRENT FINANCES DECEMBER 31, 1973</b>	
<b>STATUTORY EXPENDITURES</b>		Code Class # of Parcels % VAL'N ASSESSED VALUATION		ASSETS	
Pensions & F. I. C. A.	117,709.84	1 Vacant Land 4758 21.14 47,668,900.00		Cash Dec. 31, 1973	1,760,524.38
Employee Fringe Benefits	43,500.00	2 Residential 7203 68.77 155,072,900.00		Taxes Receivable	677,798.75
Other Statutory Expenditures		3 Farm 55 .36 809,300.00		Tax Title Liens	378,830.33
<b>MUNICIPAL FUNCTIONS</b>		4a Commercial 274 7.31 16,484,600.00		Foreclosed Property	213,375.00
CAPITAL IMPROVEMENTS	2,457,920.34	4b Industrial 23 2.30 5,179,200.00		Emergencies & Other Deferred Charges	19,358.90
<b>DEBT SERVICE</b>		4c Apartments 2 .13 282,900.00		State Aid Receivable	79,288.81
Principal Payments	74,633.61	Total 12315 225,497,800.00		Other Receivables	39,212.65
Interest Payments	26,601.36	Land Area 78.30 Sq. Miles		Total	3,165,388.82
<b>DEFERRED CHARGES</b>		Net Valuation Taxable-Municipal		<b>LIABILITIES, RESERVES, AND SURPLUS</b>	
SCHOOL, COUNTY, SPECIAL DISTRICT TAXES	60,918.64	Net Valuation Taxable-County		Cash Liabilities	639,138.95
RESERVE FOR UNCOLLECTED TAXES	8,271,424.68	State Equalized Valuation		Reserves for Receivables	1,306,216.73
EMERGENCY EMPLOYMENT ACT OF 1971	1,092,037.24	State Equalization Ratio		Surplus Dec. 31, 1973	1,220,033.14
EXPENDITURES TOTAL	53,175.00			Total	3,165,388.82
	12,036,760.87				

0912

Population 1970 40,670  
 Population 1973 40,780  
 S & P Rating /  
 Moody Rating BAA

General Tax Rate Per \$100. 6.45  
 State Equalized Tax Rate 5.69

## WEST NEW YORK TOWN — HUDSON COUNTY

Form of Government:

Commission (1911)

Number of Members on Governing Body 5

PER CAPITA:		PER CENT:	
Gross Debt	391.15	Gross Debt	7.93
Net Debt	121.79	Net Debt	2.47
Debt Service	27.81	Tax Levy Collected	92.45
Total Tax Levy	302.80	Tax Levy Cancelled, Abated or Adjusted	2.45
Municipal Expenditures	227.74		

EXPENDITURES		REVENUES-REALIZED		1973 PROPERTY TAX	
GENERAL GOVERNMENT				STATE EQUALIZED TAX RATE <u>2.36</u>	
Governing Body & Public Boards	39,955.00	1973 Property Taxes Collected	11,419,835.48	Local District School Taxes	5,154,719.00
Municipal Clerk	28,700.00	1973 Payments in Lieu of Taxes	240,336.68	Regional & Consolidated School Tax	
Financial Administration	121,059.00	Delinquent Tax & Lien Collections	502,414.56	School Taxes in Municipal Budget	580,651.75
Assessment of Taxes	58,928.00	Business Personalty Replacement Taxes	773,602.69	County Taxes	2,520,797.55
Collection of Taxes	45,374.00	Taxes from Public Utilities	380,291.54	County Library Taxes	
Planning, Housing & Development	36,530.00	Other Miscellaneous Tax Revenues		Local Municipal Purpose Taxes	4,064,853.25
Human Resources	35,358.00	State Aid Revenues	1,046,220.48	Veteran & Senior Citizen Taxes	68,950.00
Elections	8,750.00	Federal Aid Revenues	339,930.40	Total Taxes for Rate Computation	12,389,971.55
General Administration (other)	400,713.00	State and Local Fiscal Assistance Act Utilized	1,267,656.00	Special District Taxes	
JUDICIARY		Sale of Acquired Property		Bank Stock Taxes	15,480.16
Municipal Courts		Other Miscellaneous Revenues	460,040.30	Added and Omitted Taxes	11,756.22
PUBLIC SAFETY		Other Revenues, Revenue Sharing Tax Effort	138,586.25	Total Taxes Levied - ABSTRACT	12,348,257.93
Fire Protection	1,588,793.12	Total	16,568,914.38	Total Taxes Billed	12,351,846.21
Police Protection	1,503,604.16	Prior Years Surplus Appropriated	600,000.00	1973 TAXES COLLECTED	11,419,835.48
Civil Defense & Disaster Control	5,787.00	REVENUES TOTAL	17,168,914.38	1973 Taxes Cancelled, Abated or Adjusted	302,320.64
Environmental Inspection & Control		CAPITAL OUTLAY TOTAL	1,012,749.15	Transfer to Tax Title Liens or Foreclosed	38,598.14
Other Public Safety				Balance Outstanding Dec. 31, 1973	591,091.95
PUBLIC WORKS				PRIOR YEARS TAXES OUTSTANDING	
Streets and Drainage	589,131.00	Public Enterprises		Balance January 1, 1973	1,178,672.21
Sewers and Sewage Processing	272,954.20	Recreation—Culture	500.00	Collected in 1973	488,272.22
Garbage and Trash Disposal	293,000.00	Public Works	12,850.00	Cancelled, Abated or Adjusted 1973	39,944.87
Public Buildings and Grounds	131,052.56	Buildings and Grounds	489,399.15	Transfers to Tax Title Liens or Foreclosed	138,526.13
Other Public Works	3,834.44	Library and Education	510,000.00	Balance December 31, 1973	511,928.99
HEALTH and WELFARE		Conservation		TAX TITLE LIENS OUTSTANDING	
Health Services Except Environmental	177,065.00	All Other		Balance January 1, 1973	46,871.21
Welfare-Public Assistance	37,990.00			Transfers From Taxes	219,753.55
Hospitals, Clinics, First Aid		CAPITAL DEBT AUTHORIZED, DECEMBER 31, 1973		Redeemed in 1973	14,142.34
Animal, Insect, & Rodent Control		ISSUED AND UNISSUED GROSS DEBT NET DEBT		Cancelled, Abated or Adjusted (1973)	
Other Welfare Services		School 11,290,500 639,417		Transfers to Foreclosed Property	
RECREATION and CONSERVATION		Self-Liquidating		Balance December 31, 1973	252,482.42
Beaches and Boardwalks		Other 4,660,666 4,327,000		PROPERTY ACQUIRED BY DEED OR	
Parks, Playgrounds, Shade Trees	348,960.00	Total 15,951,166 4,966,417		FORECLOSURE	
Land Reclamation & Conservation		ISSUED AND OUTSTANDING		Balance January 1, 1973	18,800.00
Other Recreational Services	26,000.00	School 6,590,000.00		Transfers From Taxes or Liens	
EDUCATION (excluding schools)		Self-Liquidating		Sale for Cash (1973)	
Libraries	106,485.00	Other 2,084,000.00		Cancelled, Abated or Adjusted (1973)	
Other Educational Services		Total 8,674,000.00		Balance December 31, 1973	18,800.00
STATUTORY EXPENDITURES		EQUALIZED VALUATION BASIS		CURRENT FINANCES DECEMBER 31, 1973	
Pensions & F. I. C. A.	610,000.00	FOR NET DEBT COMPUTATION	201,202,064.33	ASSETS	
Employee Fringe Benefits	164,000.00	REAL PROPERTY VALUATIONS		Cash Dec. 31, 1973	1,244,209.53
Other Statutory Expenditures		Code Class # of Parcels % VAL'N ASSESSED VALUATION		Taxes Receivable	1,103,020.94
MUNICIPAL FUNCTIONS TOTAL	6,634,023.48	1 Vacant Land 190 .95 1,819,600.00		Tax Title Liens	252,482.42
CAPITAL IMPROVEMENTS *MEMO*	115,130.76	2 Residential 2377 28.29 53,995,600.00		Foreclosed Property	18,800.00
DEBT SERVICE		3 Farm		Emergencies & Other Deferred Charges	96,310.76
Principal Payments	645,000.00	4a Commercial 834 23.65 45,131,150.00		State Aid Receivable	94,243.81
Interest Payments	489,164.25	4b Industrial 257 10.91 20,819,650.00		Other Receivables	149,439.92
TYPE I SCHL DEBT *MEMO*	885,993.75	4c Apartments 446 36.19 69,071,150.00		Total	2,958,507.38
DEFERRED CHARGES	142,389.41	Total 4104 190,837,150.00		LIABILITIES, RESERVES, AND SURPLUS	
SCHOOL, COUNTY, SPECIAL DISTRICT TAXES	8,256,168.30	Land Area .90 Sq. Miles		Cash Liabilities	1,034,456.26
RESERVE FOR UNCOLLECTED TAXES	989,816.33	Net Valuation Taxable-Municipal	192,418,010.00	Reserves for Receivables	1,523,743.28
EMERGENCY EMPLOYMENT ACT OF 1971	386,792.84	Net Valuation Taxable-County	212,867,296.00	Surplus Dec. 31, 1973	400,307.84
EXPENDITURES TOTAL	17,543,354.61	State Equalized Valuation	225,331,817.00	Total	2,958,507.38
		State Equalization Ratio	88.28		

1971/3000

\* ABOVE DEBT SERVICE INCLUDES TYPE I SCHOOL DEBT

0722

Population 1970 43,750  
 Population 1973 43,975  
 S & P Rating A  
 Moody Rating A

General Tax Rate Per \$100. 5.20  
 State Equalized Tax Rate 4.52

## WEST ORANGE TOWN — ESSEX COUNTY

Form of Government:

Mayor-Council Plan B (OMCL50)

Number of Members on Governing Body 5

PER CAPITA: 418.14 PER CENT: 4.18  
 Gross Debt 232.49 Gross Debt 2.32  
 Net Debt 6.89 Net Debt 96.09  
 Debt Service 491.91 Tax Levy Collected  
 Total Tax Levy 200.91 Tax Levy Cancelled, Abated  
 Municipal Expenditures or Adjusted .33

EXPENDITURES		REVENUES-REALIZED		1973 PROPERTY TAX	
GENERAL GOVERNMENT		1973 Property Taxes Collected		STATE EQUALIZED TAX RATE 2.12	
Governing Body & Public Boards	51,402.77	1973 Payments in Lieu of Taxes	20,822,681.45	Local District School Taxes	10,224,380.50
Municipal Clerk	45,083.36	Delinquent Tax & Lien Collections	43,238.54	Regional & Consolidated School Tax	
Financial Administration	98,593.00	Business Personalty Replacement Taxes	363,896.55	School Taxes in Municipal Budget	
Assessment of Taxes	52,414.25	Taxes from Public Utilities	503,703.37	County Taxes	1.26 6,086,078.36
Collection of Taxes	50,600.93	Other Miscellaneous Tax Revenues	1,049,913.80	County Library Taxes	
Planning, Housing & Development	10,535.36	State Aid Revenues	8,260.42	Local Municipal Purpose Taxes	1.09 5,237,254.83
Human Resources	2,000.00	Federal Aid Revenues	302,720.23	Veteran & Senior Citizen Taxes	.04 215,110.00
Elections	6,816.62	State and Local Fiscal Assistance Act Utilized	34,698.39	Total Taxes for Rate Computation	4.51 21,762,823.69
General Administration (other)	512,010.01	Sale of Acquired Property	233,110.00	Special District Taxes	
JUDICIARY		Other Miscellaneous Revenues	289,395.36	Bank Stock Taxes	17,502.44
Municipal Courts	44,356.10	Other Revenues, Revenue Sharing Tax Effort	150,117.34	Added and Omitted Taxes	66,414.40
PUBLIC SAFETY		Prior Years Surplus Appropriated	23,801,735.45	Total Taxes Levied - ABSTRACT	21,631,630.53
Fire Protection	1,454,023.29	REVENUES TOTAL	24,751,735.45	Total Taxes Billed	21,670,309.10
Police Protection	1,714,792.41	CAPITAL OUTLAY TOTAL	512,882.66	1973 TAXES COLLECTED	20,822,681.45
Civil Defense & Disaster Control	12,074.98	Public Enterprises		1973 Taxes Cancelled, Abated or Adjusted	71,375.44
Environmental Inspection & Control	80,620.25	Recreation—Culture	179,230.08	Transfer to Tax Title Liens or Foreclosed	120,740.80
Other Public Safety		Public Works	198,099.44	Balance Outstanding Dec. 31, 1973	655,511.41
PUBLIC WORKS		Buildings and Grounds	134,888.14	PRIOR YEARS TAXES OUTSTANDING	
Streets and Drainage	529,645.49	Library and Education	665.00	Balance January 1, 1973	761,105.14
Sewers and Sewage Processing	182,801.58	Conservation		Collected in 1973	358,101.00
Garbage and Trash Disposal	463,288.94	All Other		Cancelled, Abated or Adjusted 1973	370.85
Public Buildings and Grounds	127,139.93	CAPITAL DEBT AUTHORIZED, DECEMBER 31, 1973		Transfers to Tax Title Liens or Foreclosed	16,384.34
Other Public Works	171,291.25	ISSUED AND UNISSUED		Balance December 31, 1973	386,248.95
HEALTH and WELFARE		School	8,161,000	TAX TITLE LIENS OUTSTANDING	
Health Services Except Environmental	130,855.92	Self-Liquidating	310,000	Balance January 1, 1973	262,339.43
Welfare-Public Assistance	30,366.86	Other	9,916,607	Transfers From Taxes	139,474.81
Hospitals, Clinics, First Aid	4,300.00	Total	18,387,607	Redeemed in 1973	5,795.55
Animal, Insect, & Rodent Control	26,015.00	ISSUED AND OUTSTANDING		Cancelled, Abated or Adjusted (1973)	
Other Welfare Services		School	8,161,000.00	Transfers to Foreclosed Property	
RECREATION and CONSERVATION		Self-Liquidating	310,000.00	Balance December 31, 1973	396,018.69
Beaches and Boardwalks	332,906.34	Other	3,745,000.00	PROPERTY ACQUIRED BY DEED OR	
Parks, Playgrounds, Shade Trees	23,763.49	Total	12,216,000.00	FORECLOSURE	
Land Reclamation & Conservation	36,700.00	EQUALIZED VALUATION BASIS		Balance January 1, 1973	197,353.00
Other Recreational Services		FOR NET DEBT COMPUTATION	439,922,455.67	Transfers From Taxes or Liens	
EDUCATION (excluding schools)		REAL PROPERTY VALUATIONS		Sale for Cash (1973)	
Libraries	367,044.00	Code Class # of Parcels % VAL'N		Cancelled, Abated or Adjusted (1973)	
Other Educational Services	12,800.00	1 Vacant Land 811 3.42		Balance December 31, 1973	197,353.00
STATUTORY EXPENDITURES		2 Residential 9861 74.76		CURRENT FINANCES DECEMBER 31, 1973	
Pensions & F. I. C. A.	538,400.00	3 Farm 1 .01		ASSETS	
Employee Fringe Benefits	138,166.60	4a Commercial 369 12.16		Cash Dec. 31, 1973	1,493,164.48
Other Statutory Expenditures		4b Industrial 50 3.08		Taxes Receivable	1,041,760.36
MUNICIPAL FUNCTIONS TOTAL	7,310,798.44	4c Apartments 45 6.57		Tax Title Liens	396,018.69
CAPITAL IMPROVEMENTS *MEMO*	120,250.00	Total 11137		Foreclosed Property	197,353.00
DEBT SERVICE		Land Area 12.10 Sq. Miles		Emergencies & Other Deferred Charges	49,926.00
Principal Payments	140,000.00	Net Valuation Taxable-Municipal	419,178,200.00	State Aid Receivable	98,987.51
Interest Payments	163,120.44	Net Valuation Taxable-County	463,508,985.00	Other Receivables	263,999.26
DEFERRED CHARGES	117,383.26	State Equalized Valuation	480,886,933.00	Total	3,541,209.30
SCHOOL, COUNTY, SPECIAL DISTRICT TAXES	16,310,458.86	State Equalization Ratio	87.04	LIABILITIES, RESERVES, AND SURPLUS	
RESERVE FOR UNCOLLECTED TAXES	1,078,355.99			Cash Liabilities	639,259.24
EMERGENCY EMPLOYMENT ACT OF 1971	25,158.38			Reserves for Receivables	1,899,131.31
EXPENDITURES TOTAL	25,145,276.27			Surplus Dec. 31, 1973	1,002,818.75
				Total	3,541,209.30

1616

Population 1970 11,725  
 Population 1973 12,270  
 S & P Rating BAA  
 Moody Rating

General Tax Rate Per \$100. 3.46  
 State Equalized Tax Rate 2.82

WEST PATERSON BOROUGH — PASSAIC CO.  
 Form of Government:  
 Small Municipality Plan C (OMCL50)  
 Number of Members on Governing Body 7

PER CAPITA: 320.77  
 Gross Debt 100.65  
 Net Debt 7.87  
 Debt Service 323.35  
 Total Tax Levy 115.21  
 Municipal Expenditures  
 PER CENT: 3.06  
 Gross Debt .96  
 Net Debt 98.06  
 Tax Levy Collected  
 Tax Levy Cancelled, Abated or Adjusted .09

EXPENDITURES		REVENUES-REALIZED		1973 PROPERTY TAX	
<b>GENERAL GOVERNMENT</b>				STATE EQUALIZED TAX RATE 1.03	
Governing Body & Public Boards	8,700.00	1973 Property Taxes Collected 3,891,226.37		Local District School Taxes	1,454,360.56
Municipal Clerk				Regional & Consolidated School Tax	1,047,096.86
Financial Administration	12,500.00	1973 Payments in Lieu of Taxes		School Taxes in Municipal Budget	
Assessment of Taxes	7,775.00	Delinquent Tax & Lien Collections 78,536.75		County Taxes	851,620.62
Collection of Taxes	16,900.00	Business Personality Replacement Taxes 154,019.38		County Library Taxes	
Planning, Housing & Development	5,560.00	Taxes from Public Utilities 147,128.94		Local Municipal Purpose Taxes	597,841.92
Human Resources	2,500.00	Other Miscellaneous Tax Revenues		Veteran & Senior Citizen Taxes	60,700.00
Elections	1,731.98	State Aid Revenues 64,875.91		Total Taxes for Rate Computation	4,011,619.96
General Administration (other)	106,488.48	Federal Aid Revenues 42,718.00		Special District Taxes	
<b>JUDICIARY</b>		State and Local Fiscal Assistance Act Utilized 98,551.25		Bank Stock Taxes	3,272.26
Municipal Courts	9,635.00	Sale of Acquired Property		Added and Omitted Taxes	13,363.43
<b>PUBLIC SAFETY</b>		Other Miscellaneous Revenues 55,748.28		Total Taxes Levied - ABSTRACT	3,967,555.65
Fire Protection	54,368.24	Other Revenues, Revenue Sharing Tax Effort 30,866.89		Total Taxes Billed	3,968,120.55
Police Protection	298,900.00	Total 4,563,671.77		1973 TAXES COLLECTED	3,891,226.37
Civil Defense & Disaster Control	4,800.00	Prior Years Surplus Appropriated 225,000.00		1973 Taxes Cancelled, Abated or Adjusted	3,721.18
Environmental Inspection & Control	4,174.00	REVENUES TOTAL 4,788,671.77		Transfer to Tax Title Liens or Foreclosed	384.06
Other Public Safety		CAPITAL OUTLAY TOTAL 155,746.62		Balance Outstanding Dec. 31, 1973	72,788.94
<b>PUBLIC WORKS</b>				<b>PRIOR YEARS TAXES OUTSTANDING</b>	
Streets and Drainage	144,000.00	Public Enterprises 11,222.60		Balance January 1, 1973	119,339.04
Sewers and Sewage Processing	93,700.00	Recreation—Culture 8,476.29		Collected in 1973	77,875.83
Garbage and Trash Disposal	167,000.00	Public Works 136,047.73		Cancelled, Abated or Adjusted 1973	41,463.13
Public Buildings and Grounds	40,294.14	Buildings and Grounds		Transfers to Tax Title Liens or Foreclosed	
Other Public Works		Library and Education		Balance December 31, 1973	.08
<b>HEALTH and WELFARE</b>		Conservation		<b>TAX TITLE LIENS OUTSTANDING</b>	
Health Services Except Environmental	15,975.00	All Other		Balance January 1, 1973	959.58
Welfare-Public Assistance	2,344.00	CAPITAL DEBT AUTHORIZED, DECEMBER 31, 1973		Transfers From Taxes	384.06
Hospitals, Clinics, First Aid		ISSUED AND UNISSUED GROSS DEBT NET DEBT		Redeemed in 1973	660.92
Animal, Insect, & Rodent Control		School 2,503,050		Cancelled, Abated or Adjusted (1973)	
Other Welfare Services		Self-Liquidating 235,244 37,482		Transfers to Foreclosed Property	
<b>RECREATION and CONSERVATION</b>		Other 1,197,515 1,197,515		Balance December 31, 1973	682.72
Beaches and Boardwalks		Total 3,935,810 1,234,997		<b>PROPERTY ACQUIRED BY DEED OR FORECLOSURE</b>	
Parks, Playgrounds, Shade Trees	36,000.00	ISSUED AND OUTSTANDING		Balance January 1, 1973	451,800.00
Land Reclamation & Conservation		School 2,503,050.37		Transfers From Taxes or Liens	
Other Recreational Services	3,000.00	Self-Liquidating 232,000.00		Sale for Cash (1973)	
<b>EDUCATION (excluding schools)</b>		Other 775,100.00		Cancelled, Abated or Adjusted (1973)	
Libraries	33,250.00	Total 3,510,150.37		Balance December 31, 1973	451,800.00
Other Educational Services		EQUALIZED VALUATION BASIS		<b>CURRENT FINANCES DECEMBER 31, 1973</b>	
<b>STATUTORY EXPENDITURES</b>		FOR NET DEBT COMPUTATION		<b>ASSETS</b>	
Pensions & F. I. C. A.	57,935.69	REAL PROPERTY VALUATIONS		Cash Dec. 31, 1973	387,970.46
Employee Fringe Benefits	14,700.00	Code Class # of Parcels % VAL'N ASSESSED VALUATION		Taxes Receivable	72,789.02
Other Statutory Expenditures		1 Vacant Land 172 6.86 7,885,800.00		Tax Title Liens	682.72
<b>MUNICIPAL FUNCTIONS</b>	1,142,231.53	2 Residential 2295 60.82 69,951,300.00		Foreclosed Property	451,800.00
<b>CAPITAL IMPROVEMENTS</b>	52,000.00	3 Farm 2 .03 34,800.00		Emergencies & Other Deferred Charges	135,763.01
<b>DEBT SERVICE</b>		4a Commercial 73 9.62 11,058,500.00		State Aid Receivable	19,591.39
Principal Payments	65,000.00	4b Industrial 31 12.50 14,382,200.00		Other Receivables	34,382.50
Interest Payments	31,550.38	4c Apartments 6 10.17 11,699,800.00		Total	1,102,979.10
<b>DEFERRED CHARGES</b>	53,161.00	Total 2579 115,012,400.00		<b>LIABILITIES, RESERVES, AND SURPLUS</b>	
SCHOOL, COUNTY, SPECIAL DISTRICT TAXES	3,353,078.04	Land Area 2.95 Sq. Miles		Cash Liabilities	236,073.81
RESERVE FOR UNCOLLECTED TAXES	78,149.09	Net Valuation Taxable-Municipal 115,959,100.00		Reserves for Receivables	559,654.24
EMERGENCY EMPLOYMENT ACT OF 1971	43,586.00	Net Valuation Taxable-County 136,878,564.00		Surplus Dec. 31, 1973	307,251.05
<b>EXPENDITURES</b>	4,766,756.04	State Equalized Valuation 141,634,651.00		Total	1,102,979.10
		State Equalization Ratio 81.75			

0513

Population 1970 240  
 Population 1973 265  
 S & P Rating  
 Moody Rating

General Tax Rate Per \$100. 3.80  
 State Equalized Tax Rate 2.35

WEST WILDWOOD BOROUGH — CAPE MAY CO.  
 Form of Government:  
 Commission (1911)  
 Number of Members on Governing Body 3

PER CAPITA:  
 Gross Debt 1,075.47  
 Net Debt 1,075.47  
 Debt Service 64.18  
 Total Tax Levy 668.93  
 Municipal Expenditures 648.35

PER CENT:  
 Gross Debt 4.39  
 Net Debt 4.39  
 Tax Levy Collected 90.03  
 Tax Levy Cancelled, Abated or Adjusted

EXPENDITURES		REVENUES-REALIZED		1973 PROPERTY TAX	
GENERAL GOVERNMENT		1973 Property Taxes Collected		STATE EQUALIZED TAX RATE — 2.35	
Governing Body & Public Boards		1973 Payments in Lieu of Taxes	159,067.49	Local District School Taxes	39,519.00
Municipal Clerk		Delinquent Tax & Lien Collections	10,893.27	Regional & Consolidated School Tax	
Financial Administration	6,775.00	Business Personalty Replacement Taxes	1,976.12	School Taxes in Municipal Budget	
Assessment of Taxes	3,215.16	Taxes from Public Utilities	13,186.45	County Taxes	32,133.55
Collection of Taxes		Other Miscellaneous Tax Revenues	2,316.82	County Library Taxes	1,594.65
Planning, Housing & Development		State Aid Revenues	8,961.75	Local Municipal Purpose Taxes	102,500.00
Human Resources	820.00	Federal Aid Revenues	10,700.00	Veteran & Senior Citizen Taxes	4,660.00
Elections		Sale of Acquired Property	9,112.31	Total Taxes for Rate Computation	180,407.20
General Administration (other)	30,204.62	Other Miscellaneous Revenues	6,701.47	Special District Taxes	
JUDICIARY		Other Revenues, Revenue Sharing Tax Effort	222,915.68	Bank Stock Taxes	
Municipal Courts	1,750.00	Prior Years Surplus Appropriated	29,500.00	Added and Omitted Taxes	1,518.53
PUBLIC SAFETY		REVENUES TOTAL	252,415.68	Total Taxes Levied - ABSTRACT	177,265.73
Fire Protection	4,100.00	CAPITAL OUTLAY TOTAL		Total Taxes Billed	176,684.83
Police Protection	23,916.80	Public Enterprises		1973 TAXES COLLECTED	159,067.49
Civil Defense & Disaster Control		Recreation—Culture		1973 Taxes Cancelled, Abated or Adjusted	
Environmental Inspection & Control	1,105.30	Public Works		Transfer to Tax Title Liens or Foreclosed	197.66
Other Public Safety		Buildings and Grounds		Balance Outstanding Dec. 31, 1973	17,419.68
PUBLIC WORKS		Library and Education		PRIOR YEARS TAXES OUTSTANDING	
Streets and Drainage	24,900.00	Conservation		Balance January 1, 1973	10,893.27
Sewers and Sewage Processing	20,400.41	All Other		Collected in 1973	10,893.27
Garbage and Trash Disposal	2,325.00	CAPITAL DEBT AUTHORIZED, DECEMBER 31, 1973		Cancelled, Abated or Adjusted 1973	
Public Buildings and Grounds	4,000.00	ISSUED AND UNISSUED GROSS DEBT NET DEBT		Transfers to Tax Title Liens or Foreclosed	
Other Public Works	2,000.00	School		Balance December 31, 1973	
HEALTH and WELFARE		Self-liquidating		TAX TITLE LIENS OUTSTANDING	
Health Services Except Environmental	160.00	Other	285,000	Balance January 1, 1973	1,231.39
Welfare-Public Assistance		Total	285,000	Transfers From Taxes	197.66
Hospitals, Clinics, First Aid	650.00	ISSUED AND OUTSTANDING		Redeemed in 1973	
Animal, Insect, & Rodent Control		School		Cancelled, Abated or Adjusted (1973)	
Other Welfare Services		Self-Liquidating		Transfers to Foreclosed Property	1,020.97
RECREATION and CONSERVATION		Other	120,000.00	Balance December 31, 1973	408.08
Beaches and Boardwalks		Total	120,000.00	PROPERTY ACQUIRED BY DEED OR	
Parks, Playgrounds, Shade Trees		EQUALIZED VALUATION BASIS		FORECLOSURE	
Land Reclamation & Conservation		FOR NET DEBT COMPUTATION	6,486,484.33	Balance January 1, 1973	9,679.03
Other Recreational Services		REAL PROPERTY VALUATIONS		Transfers From Taxes or Liens	1,020.97
EDUCATION (excluding schools)		Code Class # of Parcels % VAL'N		Sale for Cash (1973)	10,700.00
Libraries		1 Vacant Land 277 6.41	303,200.00	Cancelled, Abated or Adjusted (1973)	
Other Educational Services		2 Residential 502 84.62	4,000,500.00	Balance December 31, 1973	
STATUTORY EXPENDITURES		3 Farm		CURRENT FINANCES DECEMBER 31, 1973	
Pensions & F. I. C. A.	4,000.00	4a Commercial 14 3.90	184,450.00	ASSETS	
Employee Fringe Benefits		4b Industrial		Cash Dec. 31, 1973	77,221.32
Other Statutory Expenditures		4c Apartments 6 5.37	239,500.00	Taxes Receivable	17,419.68
MUNICIPAL FUNCTIONS TOTAL	130,322.29	Total 799	4,727,650.00	Tax Title Liens	408.08
CAPITAL IMPROVEMENTS *MEMO*	8,961.75	Land Area .40 Sq. Miles		Foreclosed Property	
DEBT SERVICE		Net Valuation Taxable-Municipal	4,745,816.00	Emergencies & Other Deferred Charges	18,654.01
Principal Payments	10,000.00	Net Valuation Taxable-County	6,383,019.00	State Aid Receivable	3,517.73
Interest Payments	7,008.38	State Equalized Valuation	7,648,331.00	Other Receivables	2,163.34
DEFERRED CHARGES	6,710.36	State Equalization Ratio	61.96	Total	119,384.16
SCHOOL, COUNTY, SPECIAL DISTRICT TAXES	73,247.20			LIABILITIES, RESERVES, AND SURPLUS	
RESERVE FOR UNCOLLECTED TAXES	17,772.89			Cash Liabilities	50,360.99
EMERGENCY EMPLOYMENT ACT OF 1971				Reserves for Receivables	19,991.10
EXPENDITURES TOTAL	245,061.12			Surplus Dec. 31, 1973	49,032.07
				Total	119,384.16

1113

Population 1970 6,520  
Population 1973 7,320  
S & P Rating  
Moody Rating

General Tax Rate Per \$100. 3.77  
State Equalized Tax Rate 3.24

WEST WINDSOR TOWNSHIP — MERCER COUNTY  
Form of Government:  
Township Committee  
Number of Members on Governing Body 5

PER CAPITA: 1,019.65  
Gross Debt 65.03  
Net Debt  
Debt Service 636.29  
Total Tax Levy 179.37  
Municipal Expenditures  
PER CENT: 6.22  
Gross Debt .40  
Net Debt 95.44  
Tax Levy Collected  
Tax Levy Cancelled, Abated or Adjusted .09

EXPENDITURES		REVENUES-REALIZED		1973 PROPERTY TAX	
GENERAL GOVERNMENT		1973 Property Taxes Collected		STATE EQUALIZED TAX RATE	
Governing Body & Public Boards		4,445,492.90		Local District School Taxes	
Municipal Clerk	12,050.00	1973 Payments in Lieu of Taxes		Regional & Consolidated School Tax 2.10	
Financial Administration	25,600.00	Delinquent Tax & Lien Collections		School Taxes in Municipal Budget	
Assessment of Taxes	9,400.00	Business Personalty Replacement Taxes		County Taxes .93	
Collection of Taxes	31,790.00	Taxes from Public Utilities		County Library Taxes .04	
Planning, Housing & Development		Other Miscellaneous Tax Revenues		Local Municipal Purpose Taxes .16	
Human Resources	1,400.00	State Aid Revenues		Veteran & Senior Citizen Taxes .02	
Elections	142,150.00	Federal Aid Revenues		Total Taxes for Rate Computation 3.25	
General Administration (other)		State and Local Fiscal Assistance Act Utilized		Special District Taxes	
JUDICIARY	23,200.00	Sale of Acquired Property		Bank Stock Taxes	
Municipal Courts		Other Miscellaneous Revenues		Added and Omitted Taxes	
PUBLIC SAFETY	62,100.00	Other Revenues, Revenue Sharing Tax Effort		Total Taxes Levied - ABSTRACT	
Fire Protection	309,500.00	Prior Years Surplus Appropriated		Total Taxes Billed	
Police Protection	500.00	REVENUES TOTAL		1973 TAXES COLLECTED	
Civil Defense & Disaster Control	18,400.00	CAPITAL OUTLAY TOTAL		1973 Taxes Cancelled, Abated or Adjusted	
Environmental Inspection & Control		Public Enterprises		Transfer to Tax Title Liens or Foreclosed	
Other Public Safety		Recreation—Culture		Balance Outstanding Dec. 31, 1973	
PUBLIC WORKS	232,867.00	Public Works		PRIOR YEARS TAXES OUTSTANDING	
Streets and Drainage	3,000.00	Buildings and Grounds		Balance January 1, 1973	
Sewers and Sewage Processing	11,500.00	Library and Education		Collected in 1973	
Garbage and Trash Disposal	41,100.00	Conservation		Cancelled, Abated or Adjusted 1973	
Public Buildings and Grounds		All Other		Transfers to Tax Title Liens or Foreclosed	
Other Public Works		CAPITAL DEBT AUTHORIZED, DECEMBER 31, 1973		Balance December 31, 1973	
HEALTH and WELFARE	34,560.00	ISSUED AND UNISSUED GROSS DEBT NET DEBT		TAX TITLE LIENS OUTSTANDING	
Health Services Except Environmental	4,360.00	School		Balance January 1, 1973	
Welfare—Public Assistance	6,000.00	Self-liquidating		Transfers From Taxes	
Hospitals, Clinics, First Aid	8,500.00	Other		Redeemed in 1973	
Animal, Insect, & Rodent Control		Total		Cancelled, Abated or Adjusted (1973)	
Other Welfare Services		ISSUED AND OUTSTANDING		Transfers to Foreclosed Property	
RECREATION and CONSERVATION	10,900.00	School		Balance December 31, 1973	
Beaches and Boardwalks	10,000.00	Self-Liquidating		PROPERTY ACQUIRED BY DEED OR	
Parks, Playgrounds, Shade Trees		Other		FORECLOSURE	
Land Reclamation & Conservation		Total		Balance January 1, 1973	
Other Recreational Services		EQUALIZED VALUATION BASIS		Transfers From Taxes or Liens	
EDUCATION (excluding schools)		FOR NET DEBT COMPUTATION		Sale for Cash (1973)	
Libraries		REAL PROPERTY VALUATIONS		Cancelled, Abated or Adjusted (1973)	
Other Educational Services		Code Class # of Parcels % VAL'N ASSESSED VALUATION		Balance December 31, 1973	
STATUTORY EXPENDITURES	34,015.00	1 Vacant Land 323 2.78		CURRENT FINANCES DECEMBER 31, 1973	
Pensions & F. I. C. A.	15,100.00	2 Residential 1865 53.91		ASSETS	
Employee Fringe Benefits		3 Farm 323 5.70		Cash Dec. 31, 1973	
Other Statutory Expenditures		4a Commercial 128 11.47		Taxes Receivable	
MUNICIPAL FUNCTIONS TOTAL	1,047,992.00	4b Industrial 52 23.47		Tax Title Liens	
CAPITAL IMPROVEMENTS *MEMO*	1,055,001.00	4c Apartments 6 2.68		Foreclosed Property	
DEBT SERVICE		Total 2697		Emergencies & Other Deferred Charges	
Principal Payments		Land Area 26.84 Sq. Miles		State Aid Receivable	
Interest Payments		Net Valuation Taxable-Municipal		Other Receivables	
DEFERRED CHARGES	7,000.00	Net Valuation Taxable-County		Total	
SCHOOL, COUNTY, SPECIAL DISTRICT TAXES	4,332,618.26	State Equalized Valuation		LIABILITIES, RESERVES, AND SURPLUS	
RESERVE FOR UNCOLLECTED TAXES	258,000.00	State Equalization Ratio		Cash Liabilities	
EMERGENCY EMPLOYMENT ACT OF 1971				Reserves for Receivables	
EXPENDITURES TOTAL	5,645,610.26			Surplus Dec. 31, 1973	
				Total	

0337

Population 1970 2,680  
 Population 1973 2,820  
 S & P Rating  
 Moody Rating

General Tax Rate Per \$100. 4.34  
 State Equalized Tax Rate 3.02

## WESTAMPTON TOWNSHIP — BURLINGTON CO.

Form of Government:  
 Township Committee  
 Number of Members on Governing Body 5

PER CAPITA: 230.45  
 Gross Debt 12.64  
 Net Debt .53  
 Debt Service 319.43  
 Total Tax Levy 147.73  
 Municipal Expenditures

PER CENT: 2.53  
 Gross Debt .14  
 Net Debt 92.08  
 Tax Levy Collected  
 Tax Levy Cancelled, Abated or Adjusted .18

EXPENDITURES		REVENUES-REALIZED		1973 PROPERTY TAX	
<b>GENERAL GOVERNMENT</b>				<b>STATE EQUALIZED TAX RATE</b>	
Governing Body & Public Boards		1973 Property Taxes Collected	831,489.71	Local District School Taxes 1.49	449,087.25
Municipal Clerk		1973 Payments in Lieu of Taxes		Regional & Consolidated School Tax .94	282,174.16
Financial Administration	6,500.00	Delinquent Tax & Lien Collections	104,364.53	School Taxes in Municipal Budget	
Assessment of Taxes	4,200.00	Business Personalty Replacement Taxes	30,261.96	County Taxes .51	153,583.19
Collection of Taxes	5,100.00	Taxes from Public Utilities	116,737.92	County Library Taxes .02	5,921.53
Planning, Housing & Development	950.00	Other Miscellaneous Tax Revenues		Local Municipal Purpose Taxes	
Human Resources		State Aid Revenues	12,881.49	Veteran & Senior Citizen Taxes .06	16,570.00
Elections	1,000.00	Federal Aid Revenues		Total Taxes for Rate Computation 3.02	907,336.13
General Administration (other)	41,020.00	State and Local Fiscal Assistance Act Utilized	22,527.75	Special District Taxes	
<b>JUDICIARY</b>		Sale of Acquired Property		Bank Stock Taxes	1,160.87
Municipal Courts	9,700.00	Other Miscellaneous Revenues	100,377.80	Added and Omitted Taxes	8,860.80
<b>PUBLIC SAFETY</b>		Other Revenues, Revenue Sharing Tax Effort	9,665.60	Total Taxes Levied - ABSTRACT	900,787.80
Fire Protection	26,145.00	Total	1,228,306.76	Total Taxes Billed	903,005.56
Police Protection	56,274.00	Prior Years Surplus Appropriated	111,000.00	1973 TAXES COLLECTED	831,489.71
Civil Defense & Disaster Control	150.00	<b>REVENUES TOTAL</b>	<b>1,339,306.76</b>	1973 Taxes Cancelled, Abated or Adjusted	1,653.89
Environmental Inspection & Control	2,300.00			Transfer to Tax Title Liens or Foreclosed	18,096.86
Other Public Safety				Balance Outstanding Dec. 31, 1973	51,765.10
<b>PUBLIC WORKS</b>		<b>CAPITAL OUTLAY TOTAL</b>		<b>PRIOR YEARS TAXES OUTSTANDING</b>	
Streets and Drainage	80,752.19	Public Enterprises		Balance January 1, 1973	89,815.35
Sewers and Sewage Processing	43,700.00	Recreation—Culture		Collected in 1973	76,208.87
Garbage and Trash Disposal	5,500.00	Public Works		Cancelled, Abated or Adjusted 1973	
Public Buildings and Grounds	2,750.00	Buildings and Grounds		Transfers to Tax Title Liens or Foreclosed	126.50
Other Public Works		Library and Education		Balance December 31, 1973	13,479.98
<b>HEALTH and WELFARE</b>		Conservation		<b>TAX TITLE LIENS OUTSTANDING</b>	
Health Services Except Environmental	2,200.00	All Other		Balance January 1, 1973	52,842.60
Welfare-Public Assistance	2,550.00			Transfers From Taxes	18,308.33
Hospitals, Clinics, First Aid				Redeemed in 1973	28,155.66
Animal, Insect, & Rodent Control				Cancelled, Abated or Adjusted (1973)	
Other Welfare Services				Transfers to Foreclosed Property	
<b>RECREATION and CONSERVATION</b>				Balance December 31, 1973	42,995.27
Beaches and Boardwalks				<b>PROPERTY ACQUIRED BY DEED OR</b>	
Parks, Playgrounds, Shade Trees				<b>FORECLOSURE</b>	
Land Reclamation & Conservation				Balance January 1, 1973	750.00
Other Recreational Services	3,600.00			Transfers From Taxes or Liens	
<b>EDUCATION (excluding schools)</b>				Sale for Cash (1973)	
Libraries				Cancelled, Abated or Adjusted (1973)	
Other Educational Services	20,000.00			Balance December 31, 1973	750.00
<b>STATUTORY EXPENDITURES</b>				<b>CURRENT FINANCES DECEMBER 31, 1973</b>	
Pensions & F. I. C. A.	3,800.00			<b>ASSETS</b>	
Employee Fringe Benefits				Cash Dec. 31, 1973	559,524.22
Other Statutory Expenditures				Taxes Receivable	65,245.08
<b>MUNICIPAL FUNCTIONS TOTAL</b>	<b>318,191.19</b>			Tax Title Liens	42,995.27
<b>CAPITAL IMPROVEMENTS *MEMO*</b>	<b>2,000.00</b>			Foreclosed Property	750.00
<b>DEBT SERVICE</b>				Emergencies & Other Deferred Charges	4,624.75
Principal Payments	1,500.00			State Aid Receivable	767.54
Interest Payments				Other Receivables	8,863.09
<b>DEFERRED CHARGES</b>	<b>9,200.00</b>			Total	682,769.95
SCHOOL, COUNTY, SPECIAL DISTRICT TAXES	890,766.13			<b>LIABILITIES, RESERVES, AND SURPLUS</b>	
RESERVE FOR UNCOLLECTED TAXES	87,695.70			Cash Liabilities	400,088.63
EMERGENCY EMPLOYMENT ACT OF 1971				Reserves for Receivables	117,853.44
<b>EXPENDITURES TOTAL</b>	<b>1,307,353.02</b>			Surplus Dec. 31, 1973	164,827.88
				Total	682,769.95

2020

Population 1970 **33,730**  
 Population 1973 **34,005**  
 S & P Rating  
 Moody Rating

General Tax Rate Per \$100 **3.32**  
 State Equalized Tax Rate **2.96**

## WESTFIELD TOWN — UNION COUNTY

Form of Government:

Special Charter (P.L. 1967 c.195)

Number of Members on Governing Body 9

PER CAPITA: 208.41  
 Gross Debt 37.93  
 Net Debt 6.91  
 Debt Service 400.48  
 Total Tax Levy 167.63  
 Municipal Expenditures

PER CENT: 1.68  
 Gross Debt .31  
 Net Debt 98.53  
 Tax Levy Collected  
 Tax Levy Cancelled, Abated or Adjusted .01

EXPENDITURES		REVENUES-REALIZED		1973 PROPERTY TAX	
<b>GENERAL GOVERNMENT</b>				<b>STATE EQUALIZED TAX RATE</b> <b>1.95</b>	
Governing Body & Public Boards		1973 Property Taxes Collected	<b>13,434,566.28</b>	Local District School Taxes	<b>9,037,760.40</b>
Municipal Clerk		1973 Payments in Lieu of Taxes	<b>16,870.54</b>	Regional & Consolidated School Tax	
Financial Administration	<b>29,450.00</b>	Delinquent Tax & Lien Collections	<b>209,008.71</b>	School Taxes in Municipal Budget	
Assessment of Taxes	<b>32,400.00</b>	Business Personalty Replacement Taxes	<b>267,338.05</b>	County Taxes	<b>2,128,690.59</b>
Collection of Taxes	<b>29,700.00</b>	Taxes from Public Utilities	<b>661,038.40</b>	County Library Taxes	
Planning, Housing & Development	<b>11,650.00</b>	Other Miscellaneous Tax Revenues		Local Municipal Purpose Taxes	<b>2,391,497.07</b>
Human Resources	<b>2,200.00</b>	State Aid Revenues	<b>147,858.48</b>	Veteran & Senior Citizen Taxes	<b>174,980.00</b>
Elections		Federal Aid Revenues		Total Taxes for Rate Computation	<b>13,732,928.06</b>
General Administration (other)	<b>418,235.00</b>	State and Local Fiscal Assistance Act Utilized	<b>165,832.00</b>	Special District Taxes	
<b>JUDICIARY</b>		Sale of Acquired Property		Bank Stock Taxes	<b>15,502.93</b>
Municipal Courts	<b>37,025.00</b>	Other Miscellaneous Revenues	<b>708,950.77</b>	Added and Omitted Taxes	<b>44,561.66</b>
<b>PUBLIC SAFETY</b>		Other Revenues, Revenue Sharing Tax Effort	<b>122,945.93</b>	Total Taxes Levied - ABSTRACT	<b>13,618,412.65</b>
Fire Protection	<b>720,729.62</b>	Total	<b>15,734,409.16</b>	Total Taxes Billed	<b>13,434,566.28</b>
Police Protection	<b>913,755.74</b>	Prior Years Surplus Appropriated	<b>1,363,000.00</b>	1973 TAXES COLLECTED	
Civil Defense & Disaster Control	<b>2,945.00</b>	REVENUES TOTAL	<b>17,097,409.16</b>	1973 Taxes Cancelled, Abated or Adjusted	<b>776.88</b>
Environmental Inspection & Control	<b>28,800.00</b>	CAPITAL OUTLAY TOTAL	<b>455,468.10</b>	Transfer to Tax Title Liens or Foreclosed	<b>9,232.72</b>
Other Public Safety		Public Enterprises	<b>9,763.59</b>	Balance Outstanding Dec. 31, 1973	<b>190,866.08</b>
<b>PUBLIC WORKS</b>		Recreation—Culture	<b>25,736.78</b>	<b>PRIOR YEARS TAXES OUTSTANDING</b>	
Streets and Drainage	<b>511,695.00</b>	Public Works	<b>241,634.92</b>	Balance January 1, 1973	<b>207,686.07</b>
Sewers and Sewage Processing	<b>220,660.00</b>	Buildings and Grounds	<b>178,332.81</b>	Collected in 1973	<b>202,559.93</b>
Garbage and Trash Disposal	<b>35,000.00</b>	Library and Education		Cancelled, Abated or Adjusted 1973	<b>486.90</b>
Public Buildings and Grounds	<b>55,215.00</b>	Conservation		Transfers to Tax Title Liens or Foreclosed	<b>1,343.70</b>
Other Public Works		All Other		Balance December 31, 1973	<b>3,295.54</b>
<b>HEALTH and WELFARE</b>		CAPITAL DEBT AUTHORIZED, DECEMBER 31, 1973		<b>TAX TITLE LIENS OUTSTANDING</b>	
Health Services Except Environmental	<b>64,917.00</b>	ISSUED AND UNISSUED GROSS DEBT		Balance January 1, 1973	<b>27,838.84</b>
Welfare-Public Assistance	<b>17,675.00</b>	School	<b>5,107,000</b>	Transfers From Taxes	<b>10,798.12</b>
Hospitals, Clinics, First Aid	<b>20,800.00</b>	Self-liquidating	<b>690,000</b>	Redeemed in 1973	<b>6,448.78</b>
Animal, Insect, & Rodent Control	<b>2,000.00</b>	Other	<b>1,289,887</b>	Cancelled, Abated or Adjusted (1973)	
Other Welfare Services		Total	<b>7,086,887</b>	Transfers to Foreclosed Property	
<b>RECREATION and CONSERVATION</b>		ISSUED AND OUTSTANDING		Balance December 31, 1973	<b>32,188.18</b>
Beaches and Boardwalks		School	<b>5,107,000.00</b>	<b>PROPERTY ACQUIRED BY DEED OR FORECLOSURE</b>	
Parks, Playgrounds, Shade Trees	<b>375,395.00</b>	Self-Liquidating	<b>690,000.00</b>	Balance January 1, 1973	<b>148,495.00</b>
Land Reclamation & Conservation	<b>10,000.00</b>	Other	<b>1,282,000.00</b>	Transfers From Taxes or Liens	
Other Recreational Services	<b>109,354.00</b>	Total	<b>7,079,000.00</b>	Sale for Cash (1973)	
<b>EDUCATION (excluding schools)</b>		EQUALIZED VALUATION BASIS		Cancelled, Abated or Adjusted (1973)	
Libraries	<b>142,558.00</b>	FOR NET DEBT COMPUTATION	<b>422,283,569.00</b>	Balance December 31, 1973	<b>148,495.00</b>
Other Educational Services		REAL PROPERTY VALUATIONS		<b>CURRENT FINANCES DECEMBER 31, 1973</b>	
<b>STATUTORY EXPENDITURES</b>		Code Class # of Parcels % VAL'N		<b>ASSETS</b>	
Pensions & F. I. C. A.	<b>328,714.07</b>	1 Vacant Land 643 1.11	<b>4,534,900.00</b>	Cash Dec. 31, 1973	<b>6,374,325.71</b>
Employee Fringe Benefits	<b>82,500.00</b>	2 Residential 8473 86.37	<b>353,396,900.00</b>	Taxes Receivable	<b>194,161.62</b>
Other Statutory Expenditures		3 Farm 3	<b>7,100.00</b>	Tax Title Liens	<b>32,188.18</b>
<b>MUNICIPAL FUNCTIONS</b>	<b>4,203,373.43</b>	4a Commercial 396 9.41	<b>38,499,800.00</b>	Foreclosed Property	<b>148,495.00</b>
<b>CAPITAL IMPROVEMENTS</b>	<b>250,000.00</b>	4b Industrial 20 .88	<b>3,583,100.00</b>	Emergencies & Other Deferred Charges	<b>67,666.66</b>
<b>DEBT SERVICE</b>		4c Apartments 28 2.23	<b>9,125,700.00</b>	State Aid Receivable	<b>6,380.00</b>
Principal Payments	<b>206,100.00</b>	Total 9563	<b>409,147,500.00</b>	Other Receivables	<b>5,965.30</b>
Interest Payments	<b>29,000.00</b>	Land Area 6.50 Sq. Miles		Total	<b>6,828,882.47</b>
<b>DEFERRED CHARGES</b>	<b>60,083.34</b>	Net Valuation Taxable-Municipal	<b>414,171,602.00</b>	<b>LIABILITIES, RESERVES, AND SURPLUS</b>	
<b>SCHOOL, COUNTY, SPECIAL DISTRICT TAXES</b>	<b>11,166,450.99</b>	Net Valuation Taxable-County	<b>435,890,852.00</b>	Cash Liabilities	<b>4,901,894.67</b>
<b>RESERVE FOR UNCOLLECTED TAXES</b>	<b>1,201,592.23</b>	State Equalized Valuation	<b>462,533,050.00</b>	Reserves for Receivables	<b>380,810.10</b>
<b>EMERGENCY EMPLOYMENT ACT OF 1971</b>		State Equalization Ratio	<b>89.43</b>	Surplus Dec. 31, 1973	<b>1,546,177.70</b>
<b>EXPENDITURES</b>	<b>16,866,559.99</b>			Total	<b>6,828,882.47</b>

0821

Population 1970 5,185  
 Population 1973 5,295  
 S & P Rating  
 Moody Rating

General Tax Rate Per \$100 5.15  
 State Equalized Tax Rate 2.97

WESTVILLE BOROUGH — GLOUCESTER CO.  
 Form of Government:  
 Borough Council  
 Number of Members on Governing Body 6

PER CAPITA:  
 Gross Debt 195.48  
 Net Debt 21.48  
 Debt Service 8.18  
 Total Tax Levy 186.87  
 Municipal Expenditures 126.89

PER CENT:  
 Gross Debt 3.54  
 Net Debt .39  
 Tax Levy Collected 97.38  
 Tax Levy Cancelled, Abated or Adjusted

EXPENDITURES		REVENUES-REALIZED		1973 PROPERTY TAX	
<b>GENERAL GOVERNMENT</b>				<b>STATE EQUALIZED TAX RATE</b>	
Governing Body & Public Boards		1973 Property Taxes Collected	963,776.61	Local District School Taxes .84	286,126.00
Municipal Clerk	15,150.00	1973 Payments in Lieu of Taxes		Regional & Consolidated School Tax .88	301,161.13
Financial Administration	8,300.00	Delinquent Tax & Lien Collections	22,845.91	School Taxes in Municipal Budget	
Assessment of Taxes	8,172.65	Business Personalty Replacement Taxes	34,536.31	County Taxes .52	179,479.77
Collection of Taxes	13,627.33	Taxes from Public Utilities	74,506.38	County Library Taxes	
Planning, Housing & Development	2,284.00	Other Miscellaneous Tax Revenues	23,009.15	Local Municipal Purpose Taxes .62	210,797.54
Human Resources		State Aid Revenues	32,528.95	Veteran & Senior Citizen Taxes .11	39,380.00
Elections	1,218.32	Federal Aid Revenues	53,000.00	Total Taxes for Rate Computation 2.97	1,016,944.44
General Administration (other)	39,320.00	State and Local Fiscal Assistance Act Utilized		Special District Taxes	
<b>JUDICIARY</b>		Sale of Acquired Property	257,573.38	Bank Stock Taxes	4,602.46
Municipal Courts	9,570.00	Other Miscellaneous Revenues	10,294.23	Added and Omitted Taxes	7,325.92
<b>PUBLIC SAFETY</b>		Other Revenues, Revenue Sharing Tax Effort	1,472,070.92	Total Taxes Levied - ABSTRACT	989,492.82
Fire Protection	12,000.00	Total	1,544,070.92	Total Taxes Billed	989,695.95
Police Protection	132,480.00	Prior Years Surplus Appropriated	72,000.00	1973 TAXES COLLECTED	963,776.61
Civil Defense & Disaster Control	559.03	REVENUES TOTAL	1,544,070.92	1973 Taxes Cancelled, Abated or Adjusted	
Environmental Inspection & Control	3,220.00	CAPITAL OUTLAY TOTAL	5,527.77	Transfer to Tax Title Liens or Foreclosed	51.50
Other Public Safety				Balance Outstanding Dec. 31, 1973	25,867.84
<b>PUBLIC WORKS</b>				<b>PRIOR YEARS TAXES OUTSTANDING</b>	
Streets and Drainage	51,050.00	Public Enterprises		Balance January 1, 1973	19,637.29
Sewers and Sewage Processing	124,800.00	Recreation—Culture		Collected in 1973	19,637.29
Garbage and Trash Disposal	50,650.00	Public Works	3,180.50	Cancelled, Abated or Adjusted 1973	
Public Buildings and Grounds	12,200.93	Buildings and Grounds	2,347.27	Transfers to Tax Title Liens or Foreclosed	
Other Public Works	500.00	Library and Education		Balance December 31, 1973	
<b>HEALTH and WELFARE</b>		Conservation		<b>TAX TITLE LIENS OUTSTANDING</b>	
Health Services Except Environmental	6,060.00	All Other		Balance January 1, 1973	3,693.61
Welfare-Public Assistance	2,200.00	CAPITAL DEBT AUTHORIZED, DECEMBER 31, 1973		Transfers From Taxes	51.50
Hospitals, Clinics, First Aid		ISSUED AND UNISSUED GROSS DEBT NET DEBT		Redeemed in 1973	3,208.62
Animal, Insect, & Rodent Control	1,220.00	School 531,290		Cancelled, Abated or Adjusted (1973)	
Other Welfare Services		Self-liquidating 390,000		Transfers to Foreclosed Property	
<b>RECREATION and CONSERVATION</b>		Other 113,757	113,757	Balance December 31, 1973	536.49
Beaches and Boardwalks		Total 1,035,047	113,757	<b>PROPERTY ACQUIRED BY DEED OR FORECLOSURE</b>	
Parks, Playgrounds, Shade Trees	16,200.00	ISSUED AND OUTSTANDING		Balance January 1, 1973	12,450.00
Land Reclamation & Conservation		School 531,290.11		Transfers From Taxes or Liens	
Other Recreational Services	1,799.00	Self-Liquidating 390,000.00		Sale for Cash (1973)	
<b>EDUCATION (excluding schools)</b>		Other 113,757.62		Cancelled, Abated or Adjusted (1973)	
Libraries	4,930.00	Total 1,035,047.73		Balance December 31, 1973	12,450.00
Other Educational Services		EQUALIZED VALUATION BASIS		<b>CURRENT FINANCES DECEMBER 31, 1973</b>	
<b>STATUTORY EXPENDITURES</b>		FOR NET DEBT COMPUTATION	29,260,488.00	<b>ASSETS</b>	
Pensions & F. I. C. A.	28,200.00	REAL PROPERTY VALUATIONS		Cash Dec. 31, 1973	243,707.60
Employee Fringe Benefits	8,425.00	Code Class # of Parcels % VAL'N		Taxes Receivable	25,867.84
Other Statutory Expenditures		1 Vacant Land 98 1.84	358,100.00	Tax Title Liens	536.49
<b>MUNICIPAL FUNCTIONS</b>		2 Residential 1341 68.51	13,364,650.00	Foreclosed Property	12,450.00
CAPITAL IMPROVEMENTS *MEMO*	12,000.00	3 Farm		Emergencies & Other Deferred Charges	3,844.93
DEBT SERVICE		4a Commercial 115 13.86	2,703,500.00	State Aid Receivable	15,000.00
Principal Payments	38,000.00	4b Industrial 8 8.84	1,724,700.00	Other Receivables	20,311.94
Interest Payments	5,289.67	4c Apartments 8 6.96	1,357,400.00	Total	321,718.80
<b>DEFERRED CHARGES</b>		Total 1570	19,508,350.00	<b>LIABILITIES, RESERVES, AND SURPLUS</b>	
SCHOOL, COUNTY, SPECIAL DISTRICT TAXES	766,766.90	Land Area 1.21 Sq. Miles		Cash Liabilities	69,354.79
RESERVE FOR UNCOLLECTED TAXES	39,101.20	Net Valuation Taxable-Municipal	19,754,317.00	Reserves for Receivables	59,166.27
EMERGENCY EMPLOYMENT ACT OF 1971	35,347.20	Net Valuation Taxable-County	29,455,035.00	Surplus Dec. 31, 1973	193,197.74
<b>EXPENDITURES</b>		State Equalized Valuation	34,088,070.00	Total	321,718.80
TOTAL	1,438,641.23	State Equalization Ratio	57.68		

0267

Population 1970 11,240  
 Population 1973 11,385  
 S & P Rating  
 Moody Rating A

General Tax Rate Per \$100. 5.34  
 State Equalized Tax Rate 3.11

WESTWOOD BOROUGH — BERGEN COUNTY  
 Form of Government:  
 Borough Council  
 Number of Members on Governing Body 6

PER CAPITA: 579.51  
 Gross Debt 174.98  
 Net Debt 12.01  
 Debt Service 394.76  
 Total Tax Levy 165.62  
 Municipal Expenditures

PER CENT: 5.03  
 Gross Debt 1.52  
 Net Debt 97.97  
 Tax Levy Collected  
 Tax Levy Cancelled, Abated or Adjusted .47

EXPENDITURES		REVENUES-REALIZED		1973 PROPERTY TAX	
GENERAL GOVERNMENT				STATE EQUALIZED TAX RATE →	
Governing Body & Public Boards	5,500.00	1973 Property Taxes Collected	4,407,200.22	Local District School Taxes	
Municipal Clerk		1973 Payments in Lieu of Taxes	11,880.61	Regional & Consolidated School Tax 2.04	2,944,281.16
Financial Administration	9,900.00	Delinquent Tax & Lien Collections	58,268.96	School Taxes in Municipal Budget	
Assessment of Taxes	12,660.00	Business Personalty Replacement Taxes	130,268.12	County Taxes .37	532,625.40
Collection of Taxes	28,000.00	Taxes from Public Utilities	242,931.29	County Library Taxes	
Planning, Housing & Development	4,790.00	Other Miscellaneous Tax Revenues		Local Municipal Purpose Taxes .66	953,400.76
Human Resources	3,700.00	State Aid Revenues	50,858.13	Veteran & Senior Citizen Taxes .04	60,790.00
Elections	1,950.00	Federal Aid Revenues	16,518.23	Total Taxes for Rate Computation 3.11	4,491,097.32
General Administration (other)	121,583.00	State and Local Fiscal Assistance Act Utilized	130,647.00	Special District Taxes	
JUDICIARY		Sale of Acquired Property	16,875.00	Bank Stock Taxes	12,333.14
Municipal Courts	15,400.00	Other Miscellaneous Revenues	157,447.98	Added and Omitted Taxes	51,716.90
PUBLIC SAFETY		Other Revenues, Revenue Sharing Tax Effort	42,316.46	Total Taxes Levied - ABSTRACT	4,494,357.36
Fire Protection	63,800.00	Total	5,265,212.00	Total Taxes Billed	4,498,724.90
Police Protection	431,787.00	Prior Years Surplus Appropriated	330,000.00	1973 TAXES COLLECTED	4,407,200.22
Civil Defense & Disaster Control	1,050.00	REVENUES TOTAL	5,595,212.00	1973 Taxes Cancelled, Abated or Adjusted	21,331.12
Environmental Inspection & Control	16,105.00	CAPITAL OUTLAY TOTAL	423,991.17	Transfer to Tax Title Liens or Foreclosed	9,826.33
Other Public Safety				Balance Outstanding Dec. 31, 1973	60,367.23
PUBLIC WORKS				PRIOR YEARS TAXES OUTSTANDING	
Streets and Drainage	271,773.14	Public Enterprises		Balance January 1, 1973	81,461.46
Sewers and Sewage Processing	163,285.02	Recreation—Culture	2,448.29	Collected in 1973	56,874.63
Garbage and Trash Disposal	68,691.86	Public Works	404,805.44	Cancelled, Abated or Adjusted 1973	
Public Buildings and Grounds	57,036.20	Buildings and Grounds	9,657.94	Transfers to Tax Title Liens or Foreclosed	795.59
Other Public Works	10,000.00	Library and Education	7,079.50	Balance December 31, 1973	23,791.24
HEALTH and WELFARE		Conservation		TAX TITLE LIENS OUTSTANDING	
Health Services Except Environmental	50,203.04	All Other		Balance January 1, 1973	67,107.58
Welfare-Public Assistance	3,400.00	CAPITAL DEBT AUTHORIZED, DECEMBER 31, 1973		Transfers From Taxes	10,767.72
Hospitals, Clinics, First Aid	500.00	ISSUED AND UNISSUED		Redeemed in 1973	1,394.33
Animal, Insect, & Rodent Control		School	4,306,908	Cancelled, Abated or Adjusted (1973)	
Other Welfare Services		Self-liquidating		Transfers to Foreclosed Property	
RECREATION and CONSERVATION		Other	2,290,795	Balance December 31, 1973	76,480.97
Beaches and Boardwalks		Total	6,597,703	PROPERTY ACQUIRED BY DEED OR FORECLOSURE	
Parks, Playgrounds, Shade Trees	19,272.00	ISSUED AND OUTSTANDING		Balance January 1, 1973	39,067.00
Land Reclamation & Conservation	500.00	School	4,306,908.53	Transfers From Taxes or Liens	
Other Recreational Services	41,700.00	Self-Liquidating		Sale for Cash (1973)	16,875.00
EDUCATION (excluding schools)		Other	1,517,000.00	Cancelled, Abated or Adjusted (1973)	
Libraries	76,020.00	Total	5,823,908.53	Balance December 31, 1973	22,192.00
Other Educational Services		EQUALIZED VALUATION BASIS		CURRENT FINANCES DECEMBER 31, 1973	
STATUTORY EXPENDITURES		FOR NET DEBT COMPUTATION	131,125,256.67	ASSETS	
Pensions & F. I. C. A.	102,230.00	REAL PROPERTY VALUATIONS		Cash Dec. 31, 1973	456,493.38
Employee Fringe Benefits	30,100.00	Code Class # of Parcels % VAL'N		Taxes Receivable	84,158.47
Other Statutory Expenditures		1 Vacant Land 355 2.18	1,821,400.00	Tax Title Liens	76,480.97
MUNICIPAL FUNCTIONS	1,610,936.26	2 Residential 2632 70.45	58,891,850.00	Foreclosed Property	22,192.00
CAPITAL IMPROVEMENTS *MEMO*	161,080.00	3 Farm		Emergencies & Other Deferred Charges	9,819.00
DEBT SERVICE		4a Commercial 180 17.38	14,524,350.00	State Aid Receivable	1,631.92
Principal Payments	84,000.00	4b Industrial 25 2.56	2,136,300.00	Other Receivables	100,902.80
Interest Payments	52,763.00	4c Apartments 15 7.44	6,219,100.00	Total	751,678.54
DEFERRED CHARGES	17,964.03	Total 3207	83,593,000.00	LIABILITIES, RESERVES, AND SURPLUS	
SCHOOL, COUNTY, SPECIAL DISTRICT TAXES	3,476,906.56	Land Area 2.40 Sq. Miles		Cash Liabilities	206,131.36
RESERVE FOR UNCOLLECTED TAXES	110,049.56	Net Valuation Taxable-Municipal	84,183,109.00	Reserves for Receivables	283,734.24
EMERGENCY EMPLOYMENT ACT OF 1971	9,924.80	Net Valuation Taxable-County	139,681,969.00	Surplus Dec. 31, 1973	261,812.94
EXPENDITURES TOTAL	5,362,544.21	State Equalized Valuation	143,715,846.00	Total	751,678.54
		State Equalization Ratio	58.41		

0123

Population 1970 1,000  
 Population 1973 1,045  
 S & P Rating  
 Moody Rating

General Tax Rate Per \$100. 2.94  
 State Equalized Tax Rate 3.50

WEYMOUTH TOWNSHIP — ATLANTIC COUNTY  
 Form of Government:  
 Township Committee  
 Number of Members on Governing Body 3

PER CAPITA: 200.96  
 Gross Debt  
 Net Debt  
 Debt Service 227.48  
 Total Tax Levy 111.13  
 Municipal Expenditures  
 PER CENT: 3.60  
 Gross Debt  
 Net Debt  
 Tax Levy Collected 88.55  
 Tax Levy Cancelled, Abated or Adjusted

EXPENDITURES		REVENUES-REALIZED		1973 PROPERTY TAX	
<b>GENERAL GOVERNMENT</b>				<b>STATE EQUALIZED TAX RATE</b> 2.58	
Governing Body & Public Boards		1973 Property Taxes Collected 210,490.35		Local District School Taxes	177,132.00
Municipal Clerk		1973 Payments in Lieu of Taxes		Regional & Consolidated School Tax	
Financial Administration	2,850.00	Delinquent Tax & Lien Collections 23,979.50		School Taxes in Municipal Budget	
Assessment of Taxes	3,300.00	Business Personality Replacement Taxes 4,638.42		County Taxes	54,007.92
Collection of Taxes	5,050.00	Taxes from Public Utilities 34,804.11		County Library Taxes	1,026.19
Planning, Housing & Development	1,825.00	Other Miscellaneous Tax Revenues		Local Municipal Purpose Taxes	706.47
Human Resources		State Aid Revenues 7,144.64		Veteran & Senior Citizen Taxes	7,660.00
Elections		Federal Aid Revenues 8,137.68		Total Taxes for Rate Computation 3.50	240,532.58
General Administration (other)	17,525.00	State and Local Fiscal Assistance Act Utilized		Special District Taxes	
<b>JUDICIARY</b>		Sale of Acquired Property 4,600.00		Bank Stock Taxes	
Municipal Courts	2,275.00	Other Miscellaneous Revenues 8,455.29		Added and Omitted Taxes	4,842.93
<b>PUBLIC SAFETY</b>		Other Revenues, Revenue Sharing Tax Effort 5,300.95		Total Taxes Levied - ABSTRACT	237,715.51
Fire Protection	7,000.00	Total 307,550.94		Total Taxes Billed	237,715.51
Police Protection	3,500.00	Prior Years Surplus Appropriated 49,000.00		<b>1973 TAXES COLLECTED</b>	210,490.35
Civil Defense & Disaster Control	300.00	REVENUES TOTAL 356,550.94		1973 Taxes Cancelled, Abated or Adjusted	
Environmental Inspection & Control		<b>CAPITAL OUTLAY</b>		Transfer to Tax Title Liens or Foreclosed	
Other Public Safety		Public Enterprises		Balance Outstanding Dec. 31, 1973	27,225.16
<b>PUBLIC WORKS</b>		Recreation—Culture		<b>PRIOR YEARS TAXES OUTSTANDING</b>	
Streets and Drainage	23,570.00	Public Works		Balance January 1, 1973	22,480.20
Sewers and Sewage Processing		Buildings and Grounds		Collected in 1973	15,980.62
Garbage and Trash Disposal	4,850.00	Library and Education		Cancelled, Abated or Adjusted 1973	
Public Buildings and Grounds		Conservation		Transfers to Tax Title Liens or Foreclosed	
Other Public Works		All Other		Balance December 31, 1973	6,499.58
<b>HEALTH and WELFARE</b>		<b>CAPITAL DEBT AUTHORIZED, DECEMBER 31, 1973</b>		<b>TAX TITLE LIENS OUTSTANDING</b>	
Health Services Except Environmental	150.00	ISSUED AND UNISSUED		Balance January 1, 1973	15,440.33
Welfare-Public Assistance	875.00	GROSS DEBT		Transfers From Taxes	
Hospitals, Clinics, First Aid		School 210,000		Redeemed in 1973	7,998.88
Animal, Insect, & Rodent Control	50.00	Self-liquidating		Cancelled, Abated or Adjusted (1973)	
Other Welfare Services		Other		Transfers to Foreclosed Property	
<b>RECREATION and CONSERVATION</b>		Total 210,000		Balance December 31, 1973	7,441.45
Beaches and Boardwalks		ISSUED AND OUTSTANDING		<b>PROPERTY ACQUIRED BY DEED OR FORECLOSURE</b>	
Parks, Playgrounds, Shade Trees		School		Balance January 1, 1973	8,585.00
Land Reclamation & Conservation		Self-liquidating		Transfers From Taxes or Liens	
Other Recreational Services		Other		Sale for Cash (1973)	4,600.00
<b>EDUCATION (excluding schools)</b>		Total		Cancelled, Abated or Adjusted (1973)	
Libraries		EQUALIZED VALUATION BASIS		Balance December 31, 1973	3,985.00
Other Educational Services		FOR NET DEBT COMPUTATION		<b>CURRENT FINANCES DECEMBER 31, 1973</b>	
<b>STATUTORY EXPENDITURES</b>		REAL PROPERTY VALUATIONS		ASSETS	
Pensions & F. I. C. A.	1,670.00	Code Class # of Parcels % VAL'N		Cash Dec. 31, 1973	112,963.86
* Employee Fringe Benefits		1 Vacant Land 443 30.90		Taxes Receivable	33,724.74
Other Statutory Expenditures		2 Residential 267 45.55		Tax Title Liens	7,441.45
<b>MUNICIPAL FUNCTIONS</b>		3 Farm 79 15.66		Foreclosed Property	3,985.00
CAPITAL IMPROVEMENTS	2,000.00	4a Commercial 25 6.64		Emergencies & Other Deferred Charges	5,346.03
<b>DEBT SERVICE</b>		4b Industrial		State Aid Receivable	3,000.00
Principal Payments		4c Apartments 3 1.24		Other Receivables	
Interest Payments		Total 817		Total	166,461.08
<b>DEFERRED CHARGES</b>		Land Area 12.00 Sq. Miles		<b>LIABILITIES, RESERVES, AND SURPLUS</b>	
SCHOOL, COUNTY, SPECIAL DISTRICT TAXES	1,493.33	Net Valuation Taxable-Municipal		Cash Liabilities	39,252.04
RESERVE FOR UNCOLLECTED TAXES	232,166.11	Net Valuation Taxable-County		Reserves for Receivables	45,151.19
EMERGENCY EMPLOYMENT ACT OF 1971	33,327.15	State Equalized Valuation		Surplus Dec. 31, 1973	82,057.85
<b>EXPENDITURES</b>		State Equalization Ratio		Total	166,461.08
<b>TOTAL</b>	348,256.99	119.37			

1439

Population 1970 5,545  
 Population 1973 5,620  
 S & P Rating  
 Moody Rating

General Tax Rate Per \$100. 4.78  
 State Equalized Tax Rate 3.58

WHARTON BOROUGH — MORRIS COUNTY  
 Form of Government:  
 Borough Council  
 Number of Members on Governing Body 6

PER CAPITA: 505.95  
 Gross Debt 78.33  
 Net Debt 11.86  
 Debt Service 374.56  
 Total Tax Levy 142.60  
 Municipal Expenditures

PER CENT: 5.33  
 Gross Debt .82  
 Net Debt 98.58  
 Tax Levy Collected  
 Tax Levy Cancelled, Abated  
 or Adjusted

EXPENDITURES		REVENUES-REALIZED		1973 PROPERTY TAX	
<b>GENERAL GOVERNMENT</b>				STATE EQUALIZED TAX RATE 1.46	
Governing Body & Public Boards		1973 Property Taxes Collected	2,077,803.64	Local District School Taxes	864,199.50
Municipal Clerk		1973 Payments in Lieu of Taxes		Regional & Consolidated School Tax	505,813.49
Financial Administration	13,619.00	Delinquent Tax & Lien Collections	43,726.29	School Taxes in Municipal Budget	
Assessment of Taxes	10,900.00	Business Personalty Replacement Taxes	77,655.42	County Taxes	257,481.99
Collection of Taxes	8,075.00	Taxes from Public Utilities	70,725.92	County Library Taxes	
Planning, Housing & Development	8,432.00	Other Miscellaneous Tax Revenues		Local Municipal Purpose Taxes	466,391.02
Human Resources	1,000.00	State Aid Revenues	23,299.50	Veteran & Senior Citizen Taxes	29,440.00
Elections	1,000.00	Federal Aid Revenues	10,320.16	Total Taxes for Rate Computation	2,123,326.00
General Administration (other)	90,766.35	State and Local Fiscal Assistance Act Utilized	44,155.00	Special District Taxes	
<b>JUDICIARY</b>		Sale of Acquired Property		Bank Stock Taxes	2,717.98
Municipal Courts	8,340.00	Other Miscellaneous Revenues	50,367.83	Added and Omitted Taxes	8,417.33
<b>PUBLIC SAFETY</b>		Other Revenues, Revenue Sharing Tax Effort	20,388.00	Total Taxes Levied - ABSTRACT	2,105,021.31
Fire Protection	17,000.00	Total	2,418,441.76	Total Taxes Billed	2,107,705.58
Police Protection	183,883.00	Prior Years Surplus Appropriated	160,000.00	1973 TAXES COLLECTED	2,077,803.64
Civil Defense & Disaster Control	1,500.00	REVENUES TOTAL	2,578,441.76	1973 Taxes Cancelled, Abated or Adjusted	
Environmental Inspection & Control	4,813.00	CAPITAL OUTLAY TOTAL	117,193.18	Transfer to Tax Title Liens or Foreclosed	2,409.12
Other Public Safety				Balance Outstanding Dec. 31, 1973	27,492.82
<b>PUBLIC WORKS</b>				<b>PRIOR YEARS TAXES OUTSTANDING</b>	
Streets and Drainage	84,480.00	Public Enterprises	31,317.48	Balance January 1, 1973	28,335.79
Sewers and Sewage Processing		Recreation—Culture		Collected in 1973	27,838.62
Garbage and Trash Disposal	47,900.00	Public Works	29,086.00	Cancelled, Abated or Adjusted 1973	
Public Buildings and Grounds	16,542.00	Buildings and Grounds	56,789.70	Transfers to Tax Title Liens or Foreclosed	497.17
Other Public Works		Library and Education		Balance December 31, 1973	
<b>HEALTH and WELFARE</b>		Conservation		<b>TAX TITLE LIENS OUTSTANDING</b>	
Health Services Except Environmental	11,433.00	All Other		Balance January 1, 1973	21,686.70
Welfare-Public Assistance	1,765.00			Transfers From Taxes	2,975.50
Hospitals, Clinics, First Aid	1,000.00			Redeemed in 1973	15,887.67
Animal, Insect, & Rodent Control				Cancelled, Abated or Adjusted (1973)	
Other Welfare Services				Transfers to Foreclosed Property	
<b>RECREATION and CONSERVATION</b>				Balance December 31, 1973	8,774.53
Beaches and Boardwalks				<b>PROPERTY ACQUIRED BY DEED OR FORECLOSURE</b>	
Parks, Playgrounds, Shade Trees	39,145.00			Balance January 1, 1973	1,455.00
Land Reclamation & Conservation				Transfers From Taxes or Liens	
Other Recreational Services	24,980.00			Sale for Cash (1973)	
<b>EDUCATION (excluding schools)</b>				Cancelled, Abated or Adjusted (1973)	
Libraries	16,706.00			Balance December 31, 1973	1,455.00
Other Educational Services				<b>CURRENT FINANCES DECEMBER 31, 1973</b>	
<b>STATUTORY EXPENDITURES</b>				ASSETS	
Pensions & F. I. C. A.	33,387.05			Cash Dec. 31, 1973	342,267.02
Employee Fringe Benefits	12,000.00			Taxes Receivable	27,492.82
Other Statutory Expenditures				Tax Title Liens	8,774.53
<b>MUNICIPAL FUNCTIONS</b>				Foreclosed Property	1,455.00
CAPITAL IMPROVEMENTS *MEMO*	79,122.00			Emergencies & Other Deferred Charges	25,166.35
<b>DEBT SERVICE</b>				State Aid Receivable	19,474.00
Principal Payments	45,000.00			Other Receivables	2,681.83
Interest Payments	21,630.50			Total	427,311.55
<b>DEFERRED CHARGES</b>				<b>LIABILITIES, RESERVES, AND SURPLUS</b>	
SCHOOL, COUNTY, SPECIAL DISTRICT TAXES	1,627,494.98			Cash Liabilities	93,440.57
RESERVE FOR UNCOLLECTED TAXES	80,292.95			Reserves for Receivables	40,404.18
EMERGENCY EMPLOYMENT ACT OF 1971	9,816.00			Surplus Dec. 31, 1973	293,466.80
<b>EXPENDITURES TOTAL</b>	2,428,900.83			Total	427,311.55

2123

Population 1970 2,335  
 Population 1973 2,435  
 S & P Rating  
 Moody Rating

General Tax Rate Per \$100 2.37  
 State Equalized Tax Rate 2.10

**WHITE TOWNSHIP — WARREN COUNTY**  
**Form of Government:**  
**Township Committee**  
**Number of Members on Governing Body 3**

PER CAPITA: 107.81  
 Gross Debt  
 Net Debt  
 Debt Service 385.33  
 Total Tax Levy 123.09  
 Municipal Expenditures  
 PER CENT: .80  
 Gross Debt  
 Net Debt  
 Tax Levy Collected 92.54  
 Tax Levy Cancelled, Abated or Adjusted 1.55

EXPENDITURES		REVENUES-REALIZED		1973 PROPERTY TAX	
<b>GENERAL GOVERNMENT</b>				<b>STATE EQUALIZED TAX RATE 1.33</b>	
Governing Body & Public Boards		1973 Property Taxes Collected 872,360.29		Local District School Taxes	590,906.00
Municipal Clerk		1973 Payments in Lieu of Taxes 62,218.76		Regional & Consolidated School Tax	
Financial Administration	3,800.00	Delinquent Tax & Lien Collections 30,925.00		School Taxes in Municipal Budget	
Assessment of Taxes	4,300.00	Business Personalty Replacement Taxes 76,145.17		County Taxes	289,890.51
Collection of Taxes	6,800.00	Taxes from Public Utilities		County Library Taxes	9,646.23
Planning, Housing & Development	12,600.00	Other Miscellaneous Tax Revenues		Local Municipal Purpose Taxes	29,807.51
Human Resources		State Aid Revenues 14,179.91		Veteran & Senior Citizen Taxes	13,210.00
Elections		Federal Aid Revenues		Total Taxes for Rate Computation 2.10	933,460.25
General Administration (other)	28,700.00	State and Local Fiscal Assistance Act Utilized		Special District Taxes	192.49
<b>JUDICIARY</b>		Sale of Acquired Property 65,720.02		Bank Stock Taxes	17,837.83
Municipal Courts	10,400.00	Other Miscellaneous Revenues 9,630.75		Added and Omitted Taxes	938,280.57
<b>PUBLIC SAFETY</b>		Other Revenues, Revenue Sharing Tax Effort 1,131,179.90		Total Taxes Levied - ABSTRACT	942,666.77
Fire Protection	2,000.00	Prior Years Surplus Appropriated 93,217.23		Total Taxes Billed	872,360.29
Police Protection	2,500.00	REVENUES TOTAL 1,224,397.13		1973 TAXES COLLECTED	14,565.05
Civil Defense & Disaster Control	300.00			1973 Taxes Cancelled, Abated or Adjusted	4,859.66
Environmental Inspection & Control	6,100.00			Transfer to Tax Title Liens or Foreclosed	50,881.77
Other Public Safety				Balance Outstanding Dec. 31, 1973	
<b>PUBLIC WORKS</b>				<b>PRIOR YEARS TAXES OUTSTANDING</b>	
Streets and Drainage	86,650.00			Balance January 1, 1973	66,678.90
Sewers and Sewage Processing				Collected in 1973	62,218.76
Garbage and Trash Disposal	8,600.00			Cancelled, Abated or Adjusted 1973	512.96
Public Buildings and Grounds	6,800.00			Transfers to Tax Title Liens or Foreclosed	27.74
Other Public Works				Balance December 31, 1973	3,919.44
<b>HEALTH and WELFARE</b>				<b>TAX TITLE LIENS OUTSTANDING</b>	
Health Services Except Environmental	300.00			Balance January 1, 1973	21,654.13
Welfare-Public Assistance				Transfers From Taxes	4,887.40
Hospitals, Clinics, First Aid	1,300.00			Redeemed in 1973	
Animal, Insect, & Rodent Control	900.00			Cancelled, Abated or Adjusted (1973)	
Other Welfare Services				Transfers to Foreclosed Property	
<b>RECREATION and CONSERVATION</b>				Balance December 31, 1973	26,541.53
Beaches and Boardwalks	300.00			<b>PROPERTY ACQUIRED BY DEED OR FORECLOSURE</b>	
Parks, Playgrounds, Shade Trees	1,000.00			Balance January 1, 1973	
Land Reclamation & Conservation				Transfers From Taxes or Liens	
Other Recreational Services				Sale for Cash (1973)	
<b>EDUCATION (excluding schools)</b>				Cancelled, Abated or Adjusted (1973)	
Libraries				Balance December 31, 1973	
Other Educational Services				<b>CURRENT FINANCES DECEMBER 31, 1973</b>	
<b>STATUTORY EXPENDITURES</b>				<b>ASSETS</b>	
Pensions & F. I. C. A.	9,924.46			Cash Dec. 31, 1973	273,327.27
Employee Fringe Benefits	3,000.00			Taxes Receivable	54,801.21
Other Statutory Expenditures				Tax Title Liens	26,541.53
<b>MUNICIPAL FUNCTIONS</b>				Foreclosed Property	
CAPITAL IMPROVEMENTS *MEMO*	20,000.00			Emergencies & Other Deferred Charges	3,000.00
<b>DEBT SERVICE</b>				State Aid Receivable	35,886.38
Principal Payments				Other Receivables	193.86
Interest Payments				Total	393,750.25
<b>DEFERRED CHARGES</b>				<b>LIABILITIES, RESERVES, AND SURPLUS</b>	
SCHOOL, COUNTY, SPECIAL DISTRICT TAXES	21,827.68			Cash Liabilities	107,723.06
RESERVE FOR UNCOLLECTED TAXES	890,442.74			Reserves for Receivables	81,536.60
EMERGENCY EMPLOYMENT ACT OF 1971	81,620.00			Surplus Dec. 31, 1973	204,490.59
<b>EXPENDITURES TOTAL</b>	<b>1,190,164.88</b>			Total	<b>393,750.25</b>

0514

Population 1970 4,110  
 Population 1973 3,390  
 S & P Rating BBB  
 Moody Rating BA

General Tax Rate Per \$100. 4.00  
 State Equalized Tax Rate 3.08

WILDWOOD CITY — CAPE MAY COUNTY  
 Form of Government:  
 Commission (1911)  
 Number of Members on Governing Body 3

PER CAPITA:  
 Gross Debt 2,130.76  
 Net Debt 975.60  
 Debt Service 132.36  
 Total Tax Levy 1,261.74  
 Municipal Expenditures 1,307.64

PER CENT:  
 Gross Debt 6.35  
 Net Debt 2.91  
 Tax Levy Collected 87.54  
 Tax Levy Cancelled, Abated or Adjusted .55

EXPENDITURES		REVENUES-REALIZED		1973 PROPERTY TAX	
GENERAL GOVERNMENT				STATE EQUALIZED TAX RATE — .58	
Governing Body & Public Boards	200.00			Local District School Taxes	797,454.50
Municipal Clerk	58,200.00	3,744,601.31		Regional & Consolidated School Tax	
Financial Administration	81,100.00	1973 Property Taxes Collected		School Taxes in Municipal Budget	.09 126,303.75
Assessment of Taxes	19,500.00	1973 Payments in Lieu of Taxes		County Taxes	.45 617,966.39
Collection of Taxes	38,300.00	Delinquent Tax & Lien Collections		County Library Taxes	.02 30,683.53
Planning, Housing & Development	51,777.00	Business Personalty Replacement Taxes		Local Municipal Purpose Taxes	1.91 2,642,544.46
Human Resources		Taxes from Public Utilities		Veteran & Senior Citizen Taxes	.03 35,080.00
Elections	1,700.00	Other Miscellaneous Tax Revenues		Total Taxes for Rate Computation	3.08 4,250,032.63
General Administration (other)	561,900.00	State Aid Revenues		Special District Taxes	
JUDICIARY		Federal Aid Revenues		Bank Stock Taxes	13,881.25
Municipal Courts	45,100.00	State and Local Fiscal Assistance Act Utilized		Added and Omitted Taxes	48,468.64
PUBLIC SAFETY		Sale of Acquired Property		Total Taxes Levied - ABSTRACT	4,277,302.52
Fire Protection	177,600.00	Other Miscellaneous Revenues		Total Taxes Billed	4,277,568.01
Police Protection	658,730.00	Other Revenues, Revenue Sharing Tax Effort		1973 TAXES COLLECTED	3,744,601.31
Civil Defense & Disaster Control	2,600.00	Prior Years Surplus Appropriated		1973 Taxes Cancelled, Abated or Adjusted	23,527.89
Environmental Inspection & Control	33,100.00	REVENUES TOTAL		Transfer to Tax Title Liens or Foreclosed	12,588.25
Other Public Safety		CAPITAL OUTLAY TOTAL		Balance Outstanding Dec. 31, 1973	496,850.56
PUBLIC WORKS				PRIOR YEARS TAXES OUTSTANDING	
Streets and Drainage	331,600.00	Public Enterprises		Balance January 1, 1973	338,588.28
Sewers and Sewage Processing	196,000.00	Recreation—Culture		Collected in 1973	255,882.11
Garbage and Trash Disposal	157,700.00	Public Works		Cancelled, Abated or Adjusted 1973	40,454.87
Public Buildings and Grounds	143,200.00	Buildings and Grounds		Transfers to Tax Title Liens or Foreclosed	2,251.30
Other Public Works		Library and Education		Balance December 31, 1973	
HEALTH and WELFARE		Conservation		TAX TITLE LIENS OUTSTANDING	
Health Services Except Environmental	24,900.00	All Other		Balance January 1, 1973	86,142.83
Welfare-Public Assistance	14,200.00	CAPITAL DEBT AUTHORIZED, DECEMBER 31, 1973		Transfers From Taxes	15,115.48
Hospitals, Clinics, First Aid	28,000.00	ISSUED AND UNISSUED GROSS DEBT		Redeemed in 1973	68,453.70
Animal, Insect, & Rodent Control	5,801.75	School 1,103,000		Cancelled, Abated or Adjusted (1973)	
Other Welfare Services		Self-liquidating 2,022,975		Transfers to Foreclosed Property	
RECREATION and CONSERVATION		Other 4,097,293		Balance December 31, 1973	32,804.61
Beaches and Boardwalks	353,868.25	Total 7,223,268		PROPERTY ACQUIRED BY DEED OR	
Parks, Playgrounds, Shade Trees	82,400.00	ISSUED AND OUTSTANDING		FORECLOSURE	
Land Reclamation & Conservation		School 1,103,000.00		Balance January 1, 1973	89,140.00
Other Recreational Services	50,400.00	Self-Liquidating 1,972,700.00		Transfers From Taxes or Liens	
EDUCATION (excluding schools)		Other 4,081,050.00		Sale for Cash (1973)	
Libraries		Total 7,156,750.00		Cancelled, Abated or Adjusted (1973)	
Other Educational Services		EQUALIZED VALUATION BASIS		Balance December 31, 1973	89,140.00
STATUTORY EXPENDITURES		FOR NET DEBT COMPUTATION		CURRENT FINANCES DECEMBER 31, 1973	
Pensions & F. I. C. A.	210,700.00	REAL PROPERTY VALUATIONS		ASSETS	
Employee Fringe Benefits	75,000.00	Code Class # of Parcels % VAL'N		Cash Dec. 31, 1973	525,609.22
Other Statutory Expenditures		ASSESSED VALUATION		Taxes Receivable	496,850.56
MUNICIPAL FUNCTIONS TOTAL	3,403,577.00	1 1 Vacant Land 592 4.57		Tax Title Liens	32,804.61
CAPITAL IMPROVEMENTS *MEMO*	106,122.24	2 2 Residential 2139 27.44		Foreclosed Property	89,140.00
DEBT SERVICE		3 3 Farm		Emergencies & Other Deferred Charges	66,331.58
Principal Payments	223,213.00	4a 4a Commercial 484 32.60		State Aid Receivable	55,990.14
Interest Payments	225,496.59	4b 4b Industrial 16 .51		Other Receivables	59,430.00
TYPE I SCHL DEBT *MEMO	126,303.75	4c 4c Apartments 751 34.89		Total	1,726,156.11
DEFERRED CHARGES	119,526.79	Total 3982		LIABILITIES, RESERVES, AND SURPLUS	
SCHOOL, COUNTY, SPECIAL DISTRICT TAXES	1,572,408.17	Land Area 1.12 Sq. Miles		Cash Liabilities	866,603.69
RESERVE FOR UNCOLLECTED TAXES	459,687.43	Net Valuation Taxable-Municipal		Reserves for Receivables	678,225.17
EMERGENCY EMPLOYMENT ACT OF 1971	1,400.00	Net Valuation Taxable-County		Surplus Dec. 31, 1973	181,327.25
EXPENDITURES TOTAL	6,005,309.38	State Equalized Valuation		Total	1,726,156.11
		State Equalization Ratio			
		77.01			

1971/3000

\* ABOVE DEBT SERVICE INCLUDES TYPE I SCHOOL DEBT

0515

Population 1970 3,495  
 Population 1973 3,615  
 S & P Rating  
 Moody Rating BAA

General Tax Rate Per \$100. 2.49  
 State Equalized Tax Rate 1.93

# WILDWOOD CREST BOROUGH — CAPE MAY COUNTY

Form of Government:  
 Commission (1911)  
 Number of Members on Governing Body 3

PER CAPITA:  
 Gross Debt 782.49  
 Net Debt 504.69  
 Debt Service 32.44  
 Total Tax Levy 716.26  
 Municipal Expenditures 453.37

PER CENT:  
 Gross Debt 2.46  
 Net Debt 1.58  
 Tax Levy Collected 96.29  
 Tax Levy Cancelled, Abated or Adjusted .03

EXPENDITURES		REVENUES-REALIZED		1973 PROPERTY TAX	
GENERAL GOVERNMENT				STATE EQUALIZED TAX RATE	
Governing Body & Public Boards		1973 Property Taxes Collected		Local District School Taxes	877,715.85
Municipal Clerk	28,447.05	1973 Payments in Lieu of Taxes		Regional & Consolidated School Tax	
Financial Administration	15,979.58	Delinquent Tax & Lien Collections		School Taxes in Municipal Budget	
Assessment of Taxes	25,234.23	Business Personalty Replacement Taxes		County Taxes	611,961.82
Collection of Taxes	5,190.83	Taxes from Public Utilities		County Library Taxes	30,279.81
Planning, Housing & Development		Other Miscellaneous Tax Revenues		Local Municipal Purpose Taxes	1,028,284.28
Human Resources		State Aid Revenues		Veteran & Senior Citizen Taxes	35,460.00
Elections		Federal Aid Revenues		Total Taxes for Rate Computation	2,583,701.76
General Administration (other)	151,893.76	State and Local Fiscal Assistance Act Utilized		Special District Taxes	
JUDICIARY		Sale of Acquired Property		Bank Stock Taxes	1,791.84
Municipal Courts	14,721.55	Other Miscellaneous Revenues		Added and Omitted Taxes	39,253.39
PUBLIC SAFETY		Other Revenues, Revenue Sharing Tax Effort		Total Taxes Levied - ABSTRACT	2,589,286.99
Fire Protection	26,658.48	Prior Years Surplus Appropriated		Total Taxes Billed	2,588,305.50
Police Protection	270,502.15	REVENUES TOTAL		1973 TAXES COLLECTED	2,492,392.86
Civil Defense & Disaster Control	594.65	CAPITAL OUTLAY TOTAL		1973 Taxes Cancelled, Abated or Adjusted	880.00
Environmental Inspection & Control	18,636.35	Public Enterprises		Transfer to Tax Title Liens or Foreclosed	979.36
Other Public Safety		Recreation—Culture		Balance Outstanding Dec. 31, 1973	94,053.28
PUBLIC WORKS		Public Works		PRIOR YEARS TAXES OUTSTANDING	
Streets and Drainage	187,322.71	Buildings and Grounds		Balance January 1, 1973	151,246.18
Sewers and Sewage Processing	114,368.35	Library and Education		Collected in 1973	151,246.18
Garbage and Trash Disposal	138,073.11	Conservation		Cancelled, Abated or Adjusted 1973	
Public Buildings and Grounds	24,883.59	All Other		Transfers to Tax Title Liens or Foreclosed	
Other Public Works	26,916.41	CAPITAL DEBT AUTHORIZED, DECEMBER 31, 1973		Balance December 31, 1973	
HEALTH and WELFARE		ISSUED AND UNISSUED GROSS DEBT NET DEBT		TAX TITLE LIENS OUTSTANDING	
Health Services Except Environmental	4,491.41	School 900,000		Balance January 1, 1973	2,103.91
Welfare-Public Assistance	1,644.65	Self-liquidating		Transfers From Taxes	979.36
Hospitals, Clinics, First Aid		Other 1,928,708		Redeemed in 1973	
Animal, Insect, & Rodent Control	4,215.58	Total 2,828,708		Cancelled, Abated or Adjusted (1973)	
Other Welfare Services		ISSUED AND OUTSTANDING		Transfers to Foreclosed Property	
RECREATION and CONSERVATION		School 900,000.00		Balance December 31, 1973	3,083.27
Beaches and Boardwalks	96,697.05	Self-Liquidating		PROPERTY ACQUIRED BY DEED OR FORECLOSURE	
Parks, Playgrounds, Shade Trees	6,000.00	Other 460,838.00		Balance January 1, 1973	3,650.00
Land Reclamation & Conservation		Total 1,360,838.00		Transfers From Taxes or Liens	
Other Recreational Services	41,741.71	EQUALIZED VALUATION BASIS		Sale for Cash (1973)	
EDUCATION (excluding schools)		FOR NET DEBT COMPUTATION		Cancelled, Abated or Adjusted (1973)	
Libraries		REAL PROPERTY VALUATIONS		Balance December 31, 1973	3,650.00
Other Educational Services		Code Class # of Parcels % VAL'N		CURRENT FINANCES DECEMBER 31, 1973	
STATUTORY EXPENDITURES		1 Vacant Land 480 4.59		ASSETS	
Pensions & F. I. C. A.	64,347.60	2 Residential 2123 49.96		Cash Dec. 31, 1973	846,337.85
Employee Fringe Benefits	47,305.57	3 Farm 226 42.62		Taxes Receivable	94,053.28
Other Statutory Expenditures		4a Commercial 226 42.62		Tax Title Liens	3,083.27
MUNICIPAL FUNCTIONS		4b Industrial 67 2.83		Foreclosed Property	3,650.00
CAPITAL IMPROVEMENTS		4c Apartments 67 2.83		Emergencies & Other Deferred Charges	71,744.09
DEBT SERVICE		Total 2896		State Aid Receivable	36,032.00
Principal Payments	94,252.00	Land Area 1.03 Sq. Miles		Other Receivables	207.74
Interest Payments	23,028.25	Net Valuation Taxable-Municipal		Total	1,055,108.23
DEFERRED CHARGES		Net Valuation Taxable-County		LIABILITIES, RESERVES, AND SURPLUS	
SCHOOL, COUNTY, SPECIAL DISTRICT TAXES	30,437.94	State Equalized Valuation		Cash Liabilities	667,577.29
RESERVE FOR UNCOLLECTED TAXES	1,519,957.48	State Equalization Ratio		Reserves for Receivables	100,994.29
EMERGENCY EMPLOYMENT ACT OF 1971	175,335.43			Surplus Dec. 31, 1973	286,536.65
EXPENDITURES				Total	1,055,108.23
TOTAL	3,158,877.47				

0338

Population 1970 43,775  
 Population 1973 44,710  
 S & P Rating BBB  
 Moody Rating BAA-1

General Tax Rate Per \$100 3.86  
 State Equalized Tax Rate 3.90

WILLINGBORO TOWNSHIP — BURLINGTON CO.  
 Form of Government:  
 Council-Manager Plan E (OMCL50)  
 Number of Members on Governing Body 5

PER CAPITA: 372.89  
 Gross Debt 30.12  
 Net Debt 3.23  
 Debt Service 273.95  
 Total Tax Levy 89.44  
 Municipal Expenditures

PER CENT: 5.82  
 Gross Debt .47  
 Net Debt 97.84  
 Tax Levy Collected  
 Tax Levy Cancelled, Abated or Adjusted .56

EXPENDITURES		REVENUES-REALIZED		1973 PROPERTY TAX	
GENERAL GOVERNMENT		STATE EQUALIZED TAX RATE		2.78	
Governing Body & Public Boards	14,550.00	1973 Property Taxes Collected	12,029,481.88	Local District School Taxes	8,831,367.00
Municipal Clerk	19,480.00	1973 Payments in Lieu of Taxes		Regional & Consolidated School Tax	
Financial Administration	54,388.00	Delinquent Tax & Lien Collections	227,545.33	School Taxes in Municipal Budget	
Assessment of Taxes	27,779.00	Business Personalty Replacement Taxes	95,236.71	County Taxes	.57 1,824,400.01
Collection of Taxes	45,387.00	Taxes from Public Utilities	518,790.33	County Library Taxes	
Planning, Housing & Development	22,850.00	Other Miscellaneous Tax Revenues		Local Municipal Purpose Taxes	.49 1,553,606.21
Human Resources		State Aid Revenues	170,458.14	Veteran & Senior Citizen Taxes	.06 182,020.00
Elections		Federal Aid Revenues	123,798.74	Total Taxes for Rate Computation	3.90 12,391,393.22
General Administration (other)	175,884.00	State and Local Fiscal Assistance Act Utilized	404,400.00	Special District Taxes	
JUDICIARY		Sale of Acquired Property		Bank Stock Taxes	11,393.79
Municipal Courts	37,363.00	Other Miscellaneous Revenues	404,334.24	Added and Omitted Taxes	27,577.09
PUBLIC SAFETY		Other Revenues, Revenue Sharing Tax Effort	63,369.64	Total Taxes Levied - ABSTRACT	12,248,344.10
Fire Protection	55,060.00	Total	14,037,415.01	Total Taxes Billed	12,294,870.74
Police Protection	910,859.00	Prior Years Surplus Appropriated	689,461.00	1973 TAXES COLLECTED	12,029,481.88
Civil Defense & Disaster Control	4,350.00	REVENUES TOTAL	14,726,876.01	1973 Taxes Cancelled, Abated or Adjusted	68,525.28
Environmental Inspection & Control	25,203.00	CAPITAL OUTLAY TOTAL	617,265.24	Transfer to Tax Title Liens or Foreclosed	1,077.71
Other Public Safety		Public Enterprises		Balance Outstanding Dec. 31, 1973	195,785.87
PUBLIC WORKS		Recreation—Culture	537,427.23	PRIOR YEARS TAXES OUTSTANDING	
Streets and Drainage	445,015.00	Public Works	61,719.39	Balance January 1, 1973	224,858.37
Sewers and Sewage Processing	439,000.00	Buildings and Grounds	18,118.62	Collected in 1973	222,779.74
Garbage and Trash Disposal	91,964.00	Library and Education		Cancelled, Abated or Adjusted 1973	432.98
Public Buildings and Grounds	17,992.00	Conservation		Transfers to Tax Title Liens or Foreclosed	255.29
Other Public Works		All Other		Balance December 31, 1973	1,390.36
HEALTH and WELFARE		CAPITAL DEBT AUTHORIZED, DECEMBER 31, 1973		TAX TITLE LIENS OUTSTANDING	
Health Services Except Environmental	10,650.00	ISSUED AND UNISSUED GROSS DEBT NET DEBT		Balance January 1, 1973	4,765.59
Welfare-Public Assistance	6,200.00	School 15,008,000		Transfers From Taxes	1,408.89
Hospitals, Clinics, First Aid		Self-liquidating 1,664,094	1,346,620	Redeemed in 1973	4,765.59
Animal, Insect, & Rodent Control		Other 16,672,094	1,346,620	Cancelled, Abated or Adjusted (1973)	
Other Welfare Services		Total		Transfers to Foreclosed Property	
RECREATION and CONSERVATION		ISSUED AND OUTSTANDING		Balance December 31, 1973	1,408.89
Beaches and Boardwalks		School 15,008,000.00		PROPERTY ACQUIRED BY DEED OR	
Parks, Playgrounds, Shade Trees	27,760.00	Self-Liquidating 1,664,000.00		FORECLOSURE	
Land Reclamation & Conservation		Other 16,672,000.00		Balance January 1, 1973	1,430.00
Other Recreational Services	205,387.00	Total		Transfers From Taxes or Liens	
EDUCATION (excluding schools)		EQUALIZED VALUATION BASIS FOR NET DEBT COMPUTATION	286,435,339.67	Sale for Cash (1973)	
Libraries	241,500.00	REAL PROPERTY VALUATIONS		Cancelled, Abated or Adjusted (1973)	
Other Educational Services		Code Class # of Parcels % VAL'N		Balance December 31, 1973	1,430.00
STATUTORY EXPENDITURES		1 Vacant Land 233 1.35	4,289,994.00	CURRENT FINANCES DECEMBER 31, 1973	
Pensions & F. I. C. A.	142,658.00	2 Residential 11 000 89.73	285,644,439.00	ASSETS	
Employee Fringe Benefits	33,000.00	3 Farm 4 .02	52,120.00	Cash Dec. 31, 1973	6,787,175.81
Other Statutory Expenditures		4a Commercial 109 8.51	27,075,243.00	Taxes Receivable	197,176.23
MUNICIPAL FUNCTIONS TOTAL	3,054,279.00	4b Industrial 7 .40	1,271,590.00	Tax Title Liens	1,408.89
CAPITAL IMPROVEMENTS *MEMO*	196,000.00	4c Apartments 11353	318,333,386.00	Foreclosed Property	1,430.00
DEBT SERVICE		Total Land Area 7.60 Sq. Miles		Emergencies & Other Deferred Charges	12,000.00
Principal Payments	80,000.00	Net Valuation Taxable-Municipal	321,569,337.00	State Aid Receivable	7,826.50
Interest Payments	64,370.00	Net Valuation Taxable-County	324,914,797.00	Other Receivables	16,768.36
DEFERRED CHARGES		State Equalized Valuation	318,136,916.00	Total	7,023,785.79
SCHOOL, COUNTY, SPECIAL DISTRICT TAXES	10,655,767.01	State Equalization Ratio	101.39	LIABILITIES, RESERVES, AND SURPLUS	
RESERVE FOR UNCOLLECTED TAXES	692,562.00			Cash Liabilities	5,586,935.05
EMERGENCY EMPLOYMENT ACT OF 1971	107,859.00			Reserves for Receivables	216,783.48
EXPENDITURES TOTAL	14,654,837.01			Surplus Dec. 31, 1973	1,220,067.26
				Total	7,023,785.79

2021

Population 1970 2,195  
 Population 1973 2,250  
 S & P Rating  
 Moody Rating

General Tax Rate Per \$100. 19.23  
 State Equalized Tax Rate 19.37

WINFIELD TOWNSHIP — UNION COUNTY  
 Form of Government:  
 Township Committee  
 Number of Members on Governing Body 3

PER CAPITA:  
 Gross Debt  
 Net Debt  
 Debt Service  
 Total Tax Levy  
 Municipal Expenditures

122.38  
 66.73

PER CENT:  
 Gross Debt  
 Net Debt  
 Tax Levy Collected 100.00  
 Tax Levy Cancelled, Abated  
 or Adjusted

EXPENDITURES		REVENUES-REALIZED		1973 PROPERTY TAX	
<b>GENERAL GOVERNMENT</b>				<b>STATE EQUALIZED TAX RATE</b> 10.98	
Governing Body & Public Boards		1973 Property Taxes Collected	275,400.14	Local District School Taxes	156,100.00
Municipal Clerk		1973 Payments in Lieu of Taxes		Regional & Consolidated School Tax	
Financial Administration	3,125.00	Delinquent Tax & Lien Collections	4,432.79	School Taxes in Municipal Budget	
Assessment of Taxes	250.00	Business Personalty Replacement Taxes	12,982.79	County Taxes	7,052.45
Collection of Taxes	135.00	Taxes from Public Utilities		County Library Taxes	
Planning, Housing & Development		Other Miscellaneous Tax Revenues	8,468.14	Local Municipal Purpose Taxes	112,197.00
Human Resources		State Aid Revenues	19,533.00	Veteran & Senior Citizen Taxes	
Elections		Federal Aid Revenues	6,112.98	Total Taxes for Rate Computation	275,349.45
General Administration (other)	26,355.00	State and Local Fiscal Assistance Act Utilized	750.00	Special District Taxes	
JUDICIARY		Sale of Acquired Property	327,679.84	Bank Stock Taxes	
Municipal Courts	3,175.00	Other Miscellaneous Revenues		Added and Omitted Taxes	
PUBLIC SAFETY		Other Revenues, Revenue Sharing Tax Effort		Total Taxes Levied - ABSTRACT	275,349.45
Fire Protection	33,093.00	Prior Years Surplus Appropriated		Total Taxes Billed	275,400.14
Police Protection	24,050.00	REVENUES TOTAL	327,679.84	1973 TAXES COLLECTED	275,400.14
Civil Defense & Disaster Control	1,750.00	CAPITAL OUTLAY TOTAL	77,692.62	1973 Taxes Cancelled, Abated or Adjusted	
Environmental Inspection & Control	200.00	Public Enterprises		Transfer to Tax Title Liens or Foreclosed	
Other Public Safety		Recreation—Culture		Balance Outstanding Dec. 31, 1973	
PUBLIC WORKS		Public Works	41,761.14	PRIOR YEARS TAXES OUTSTANDING	
Streets and Drainage	32,850.00	Buildings and Grounds	35,931.48	Balance January 1, 1973	
Sewers and Sewage Processing		Library and Education		Collected in 1973	
Garbage and Trash Disposal	10,620.00	Conservation		Cancelled, Abated or Adjusted 1973	
Public Buildings and Grounds	300.00	All Other		Transfers to Tax Title Liens or Foreclosed	
Other Public Works				Balance December 31, 1973	
HEALTH and WELFARE				TAX TITLE LIENS OUTSTANDING	
Health Services Except Environmental	7,420.00			Balance January 1, 1973	
Welfare-Public Assistance	1,240.00			Transfers From Taxes	
Hospitals, Clinics, First Aid				Redeemed in 1973	
Animal, Insect, & Rodent Control	1,085.00			Cancelled, Abated or Adjusted (1973)	
Other Welfare Services				Transfers to Foreclosed Property	
RECREATION and CONSERVATION				Balance December 31, 1973	
Beaches and Boardwalks				PROPERTY ACQUIRED BY DEED OR	
Parks, Playgrounds, Shade Trees				FORECLOSURE	
Land Reclamation & Conservation				Balance January 1, 1973	
Other Recreational Services	400.00			Transfers From Taxes or Liens	
EDUCATION (excluding schools)				Sale for Cash (1973)	
Libraries				Cancelled, Abated or Adjusted (1973)	
Other Educational Services				Balance December 31, 1973	
STATUTORY EXPENDITURES				CURRENT FINANCES DECEMBER 31, 1973	
Pensions & F. I. C. A.	3,000.00			ASSETS	
Employee Fringe Benefits	1,100.00			Cash Dec. 31, 1973	48,824.95
Other Statutory Expenditures				Taxes Receivable	
MUNICIPAL FUNCTIONS				Tax Title Liens	
CAPITAL IMPROVEMENTS	150,148.00			Foreclosed Property	
DEBT SERVICE	112,668.00			Emergencies & Other Deferred Charges	16,000.00
Principal Payments				State Aid Receivable	4,615.00
Interest Payments				Other Receivables	394.50
DEFERRED CHARGES				Total	69,834.45
SCHOOL, COUNTY, SPECIAL DISTRICT TAXES				LIABILITIES, RESERVES, AND SURPLUS	
RESERVE FOR UNCOLLECTED TAXES	163,152.45			Cash Liabilities	31,695.35
EMERGENCY EMPLOYMENT ACT OF 1971				Reserves for Receivables	394.50
EXPENDITURES TOTAL	313,300.45			Surplus Dec. 31, 1973	37,744.60
				Total	69,834.45

Population 1970	11,225
Population 1973	12,975
S & P Rating	
Moody Rating	

General Tax Rate Per \$100. 4.98  
State Equalized Tax Rate 3.35

Form of Government:  
Township Committee  
Number of Members on Governing Body 7

PER CAPITA:	298.69	PER CENT:	4.77
Gross Debt		Gross Debt	.08
Net Debt	5.05	Net Debt	93.13
Debt Service	.01	Tax Levy Collected	
Total Tax Levy	304.53	Tax Levy Cancelled, Abated	.72
Municipal Expenditures	144.47	or Adjusted	

1971/3000

0269

Population 1970 8,440  
 Population 1973 8,530  
 S & P Rating  
 Moody Rating

General Tax Rate Per \$100 2.65  
 State Equalized Tax Rate 1.84

WOOD-RIDGE BOROUGH — BERGEN COUNTY  
 Form of Government:  
 Borough Council  
 Number of Members on Governing Body 6

PER CAPITA: 82.57  
 Gross Debt 34.63  
 Net Debt 5.71  
 Debt Service 310.82  
 Total Tax Levy 136.04  
 Municipal Expenditures

PER CENT: .53  
 Gross Debt .22  
 Net Debt 98.70  
 Tax Levy Collected  
 Tax Levy Cancelled, Abated or Adjusted .06

EXPENDITURES		REVENUES-REALIZED		1973 PROPERTY TAX	
<b>GENERAL GOVERNMENT</b>				<b>STATE EQUALIZED TAX RATE</b> 1.75	
Governing Body & Public Boards		1973 Property Taxes Collected	2,622,247.19	Local District School Taxes	1,677,561.00
Municipal Clerk		1973 Payments in Lieu of Taxes	3,131.93	Regional & Consolidated School Tax	
Financial Administration	11,375.00	Delinquent Tax & Lien Collections	49,825.63	School Taxes in Municipal Budget	
Assessment of Taxes	6,150.00	Business Personalty Replacement Taxes	351,885.16	County Taxes	.39 571,358.17
Collection of Taxes	21,332.00	Taxes from Public Utilities	147,711.58	County Library Taxes	
Planning, Housing & Development	2,520.00	Other Miscellaneous Tax Revenues		Local Municipal Purpose Taxes	.26 381,588.41
Human Resources	255.00	State Aid Revenues	32,805.90	Veteran & Senior Citizen Taxes	.04 65,400.00
Elections	1,605.00	Federal Aid Revenues	7,596.64	Total Taxes for Rate Computation	1.84 2,695,907.58
General Administration (other)	85,592.00	State and Local Fiscal Assistance Act Utilized	102,604.50	Special District Taxes	
<b>JUDICIARY</b>		Sale of Acquired Property		Bank Stock Taxes	8,603.38
Municipal Courts	7,000.10	Other Miscellaneous Revenues	24,748.82	Added and Omitted Taxes	12,181.86
<b>PUBLIC SAFETY</b>		Other Revenues, Revenue Sharing Tax Effort	18,793.51	Total Taxes Levied - ABSTRACT	2,651,292.82
Fire Protection	58,775.00	Total	3,361,350.86	Total Taxes Billed	2,656,762.09
Police Protection	311,981.00	Prior Years Surplus Appropriated	100,000.00	1973 TAXES COLLECTED	2,622,247.19
Civil Defense & Disaster Control	1,010.00	REVENUES TOTAL	3,461,350.86	1973 Taxes Cancelled, Abated or Adjusted	1,722.80
Environmental Inspection & Control	5,000.00			Transfer to Tax Title Liens or Foreclosed	
Other Public Safety				Balance Outstanding Dec. 31, 1973	32,792.10
<b>PUBLIC WORKS</b>		<b>CAPITAL OUTLAY TOTAL</b>	<b>17,015.68</b>	<b>PRIOR YEARS TAXES OUTSTANDING</b>	
Streets and Drainage	156,710.00	Public Enterprises		Balance January 1, 1973	52,113.06
Sewers and Sewage Processing	59,027.00	Recreation—Culture		Collected in 1973	49,825.63
Garbage and Trash Disposal	68,923.00	Public Works	17,015.68	Cancelled, Abated or Adjusted 1973	
Public Buildings and Grounds	44,315.00	Buildings and Grounds		Transfers to Tax Title Liens or Foreclosed	
Other Public Works		Library and Education		Balance December 31, 1973	2,287.43
<b>HEALTH and WELFARE</b>		Conservation		<b>TAX TITLE LIENS OUTSTANDING</b>	
Health Services Except Environmental	19,784.00	All Other		Balance January 1, 1973	299.00
Welfare-Public Assistance	975.00			Transfers From Taxes	
Hospitals, Clinics, First Aid		<b>CAPITAL DEBT AUTHORIZED, DECEMBER 31, 1973</b>		Redeemed in 1973	
Animal, Insect, & Rodent Control		<b>ISSUED AND UNISSUED GROSS DEBT NET DEBT</b>		Cancelled, Abated or Adjusted (1973)	
Other Welfare Services		School 409,000		Transfers to Foreclosed Property	
<b>RECREATION and CONSERVATION</b>		Self-Liquidating 295,354	295,354	Balance December 31, 1973	299.00
Beaches and Boardwalks		Other 704,354	295,354	<b>PROPERTY ACQUIRED BY DEED OR FORECLOSURE</b>	
Parks, Playgrounds, Shade Trees	26,450.00			Balance January 1, 1973	163,550.00
Land Reclamation & Conservation		<b>ISSUED AND OUTSTANDING</b>		Transfers From Taxes or Liens	
Other Recreational Services	22,941.00	School 409,000.00		Sale for Cash (1973)	
<b>EDUCATION (excluding schools)</b>		Self-Liquidating 295,354.00		Cancelled, Abated or Adjusted (1973)	
Libraries	44,900.00	Other 704,354.00		Balance December 31, 1973	163,550.00
Other Educational Services		Total		<b>CURRENT FINANCES DECEMBER 31, 1973</b>	
<b>STATUTORY EXPENDITURES</b>		<b>EQUALIZED VALUATION BASIS FOR NET DEBT COMPUTATION</b>	<b>132,372,018.33</b>	<b>ASSETS</b>	
Pensions & F. I. C. A.	77,085.00	<b>REAL PROPERTY VALUATIONS</b>		Cash Dec. 31, 1973	442,581.53
Employee Fringe Benefits	30,000.00	Code Class # of Parcels % VAL'N		Taxes Receivable	35,079.53
Other Statutory Expenditures		1 Vacant Land 126 1.72	1,741,200.00	Tax Title Liens	299.00
<b>MUNICIPAL FUNCTIONS</b>	<b>TOTAL</b>	2 Residential 2234 57.67	58,370,050.00	Foreclosed Property	163,550.00
<b>CAPITAL IMPROVEMENTS</b>	<b>* MEMO *</b>	3 Farm		Emergencies & Other Deferred Charges	
<b>DEBT SERVICE</b>		4a Commercial 66 5.12	5,180,200.00	State Aid Receivable	17,854.50
Principal Payments	37,646.00	4b Industrial 15 32.09	32,476,600.00	Other Receivables	1,554.00
Interest Payments	11,071.25	4c Apartments 13 3.40	3,442,800.00	Total	660,918.56
<b>DEFERRED CHARGES</b>		Total 2454	101,210,850.00	<b>LIABILITIES, RESERVES, AND SURPLUS</b>	
SCHOOL, COUNTY, SPECIAL DISTRICT TAXES	2,248,919.17	Land Area 1.10 Sq. Miles		Cash Liabilities	243,878.38
RESERVE FOR UNCOLLECTED TAXES	39,589.94	Net Valuation Taxable-Municipal	101,957,793.00	Reserves for Receivables	200,482.53
EMERGENCY EMPLOYMENT ACT OF 1971	8,400.00	Net Valuation Taxable-County	149,596,671.00	Surplus Dec. 31, 1973	216,557.65
<b>EXPENDITURES</b>	<b>TOTAL</b>	State Equalized Valuation	146,018,273.00	Total	660,918.56
		State Equalization Ratio	69.69		

0516

Population 1970 2,625  
 Population 1973 2,765  
 S & P Rating  
 Moody Rating

General Tax Rate Per \$100. 7.41  
 State Equalized Tax Rate 4.48

## WOODBINE BOROUGH — CAPE MAY COUNTY

Form of Government:

Borough Council

Number of Members on Governing Body 6

PER CAPITA: 164.20  
 Gross Debt 25.74  
 Net Debt 1.80  
 Debt Service 134.10  
 Total Tax Levy 98.80  
 Municipal Expenditures

PER CENT: 7.25  
 Gross Debt 1.14  
 Net Debt 76.39  
 Tax Levy Collected  
 Tax Levy Cancelled, Abated or Adjusted .06

EXPENDITURES		REVENUES-REALIZED		1973 PROPERTY TAX	
<b>GENERAL GOVERNMENT</b>				<b>STATE EQUALIZED TAX RATE</b> 2.65	
Governing Body & Public Boards		1973 Property Taxes Collected	283,142.21	Local District School Taxes	221,029.75
Municipal Clerk		1973 Payments in Lieu of Taxes		Regional & Consolidated School Tax	
Financial Administration	4,825.00	Delinquent Tax & Lien Collections	91,528.73	School Taxes in Municipal Budget	
Assessment of Taxes	3,200.00	Business Personalty Replacement Taxes	20,997.69	County Taxes	32,002.62
Collection of Taxes	5,800.00	Taxes from Public Utilities	23,477.13	County Library Taxes	1,588.34
Planning, Housing & Development		Other Miscellaneous Tax Revenues		Local Municipal Purpose Taxes	104,100.39
Human Resources		State Aid Revenues	21,121.62	Veteran & Senior Citizen Taxes	9,290.00
Elections	600.00	Federal Aid Revenues		Total Taxes for Rate Computation	368,011.10
General Administration (other)	26,996.31	State and Local Fiscal Assistance Act Utilized	12,758.00	Special District Taxes	
<b>JUDICIARY</b>		Sale of Acquired Property		Bank Stock Taxes	1,661.31
Municipal Courts	5,140.00	Other Miscellaneous Revenues	16,926.41	Added and Omitted Taxes	10,416.01
<b>PUBLIC SAFETY</b>		Other Revenues, Revenue Sharing Tax Effort	9,751.12	Total Taxes Levied - ABSTRACT	370,798.42
Fire Protection	12,290.00	Total	479,702.91	Total Taxes Billed	370,669.97
Police Protection	32,373.69	Prior Years Surplus Appropriated	19,000.00	1973 TAXES COLLECTED	283,142.21
Civil Defense & Disaster Control	300.00	REVENUES TOTAL	498,702.91	1973 Taxes Cancelled, Abated or Adjusted	240.00
Environmental Inspection & Control	1,300.00			Transfer to Tax Title Liens or Foreclosed	45,285.49
Other Public Safety				Balance Outstanding Dec. 31, 1973	42,002.27
<b>PUBLIC WORKS</b>		<b>CAPITAL OUTLAY</b>	<b>TOTAL</b>	<b>PRIOR YEARS TAXES OUTSTANDING</b>	
Streets and Drainage	41,214.00	Public Enterprises		Balance January 1, 1973	46,795.26
Sewers and Sewage Processing		Recreation—Culture		Collected in 1973	40,361.53
Garbage and Trash Disposal	1,020.00	Public Works		Cancelled, Abated or Adjusted 1973	
Public Buildings and Grounds	3,850.00	Buildings and Grounds		Transfers to Tax Title Liens or Foreclosed	5,081.51
Other Public Works		Library and Education		Balance December 31, 1973	1,352.22
<b>HEALTH and WELFARE</b>		Conservation		<b>TAX TITLE LIENS OUTSTANDING</b>	
Health Services Except Environmental	1,072.00	All Other		Balance January 1, 1973	99,992.73
Welfare-Public Assistance	900.00			Transfers From Taxes	50,892.66
Hospitals, Clinics, First Aid		<b>CAPITAL DEBT AUTHORIZED, DECEMBER 31, 1973</b>		Redeemed in 1973	51,167.20
Animal, Insect, & Rodent Control	2,400.00	ISSUED AND UNISSUED		Cancelled, Abated or Adjusted (1973)	
Other Welfare Services		GROSS DEBT	NET DEBT	Transfers to Foreclosed Property	3,028.12
<b>RECREATION and CONSERVATION</b>		School	435,000	Balance December 31, 1973	96,690.07
Beaches and Boardwalks		Self-liquidating	19,000	<b>PROPERTY ACQUIRED BY DEED OR FORECLOSURE</b>	
Parks, Playgrounds, Shade Trees	1,500.00	Other	19,000	Balance January 1, 1973	87,661.88
Land Reclamation & Conservation		Total	454,000	Transfers From Taxes or Liens	3,028.12
Other Recreational Services	50.00			Sale for Cash (1973)	
<b>EDUCATION (excluding schools)</b>		<b>ISSUED AND OUTSTANDING</b>		Cancelled, Abated or Adjusted (1973)	
Libraries	710.00	School	345,000.00	Balance December 31, 1973	90,690.00
Other Educational Services		Self-liquidating	19,000.00	<b>CURRENT FINANCES DECEMBER 31, 1973</b>	
<b>STATUTORY EXPENDITURES</b>		Other	19,000.00	<b>ASSETS</b>	
Pensions & F. I. C. A.	6,415.22	Total	364,000.00	Cash Dec. 31, 1973	110,658.47
Employee Fringe Benefits	2,000.00	<b>EQUALIZED VALUATION BASIS</b>		Taxes Receivable	43,354.49
Other Statutory Expenditures		<b>FOR NET DEBT COMPUTATION</b>	6,261,303.00	Tax Title Liens	56,690.07
<b>MUNICIPAL FUNCTIONS</b>		<b>REAL PROPERTY VALUATIONS</b>		Foreclosed Property	90,690.00
CAPITAL IMPROVEMENTS	17,158.00	Code Class # of Parcels % VAL'N	ASSESSED VALUATION	Emergencies & Other Deferred Charges	16,830.22
<b>DEBT SERVICE</b>		1 Vacant Land 197 3.23	150,015.00	State Aid Receivable	10,000.00
Principal Payments	3,000.00	2 Residential 423 59.19	2,748,630.00	Other Receivables	88.69
Interest Payments	1,973.75	3 Farm 52 6.48	300,800.00	Total	368,311.94
<b>DEFERRED CHARGES</b>		4a Commercial 72 17.41	808,750.00	<b>LIABILITIES, RESERVES, AND SURPLUS</b>	
SCHOOL, COUNTY, SPECIAL DISTRICT TAXES	15,517.90	4b Industrial 13 13.06	606,600.00	Cash Liabilities	68,318.76
RESERVE FOR UNCOLLECTED TAXES	254,620.71	4c Apartments 2 .63	29,300.00	Reserves for Receivables	230,823.25
EMERGENCY EMPLOYMENT ACT OF 1971	98,339.15	Total	4,644,055.00	Surplus Dec. 31, 1973	69,469.93
<b>EXPENDITURES TOTAL</b>	527,807.73	Land Area 8.00 Sq. Miles	4,964,617.00	Total	368,311.94
		Net Valuation Taxable-Municipal	6,360,473.00		
		Net Valuation Taxable-County	7,995,537.00		
		State Equalized Valuation	60.51		
		State Equalization Ratio			

1225  
Population 1970 99,155  
Population 1973 101,060  
S & P Rating A  
Moody Rating A

General Tax Rate Per \$100. 2.92  
State Equalized Tax Rate 2.66

WOODBIDGE TOWNSHIP — MIDDLESEX CO.  
Form of Government:  
Mayor-Council Plan F (OMCL50)  
Number of Members on Governing Body 9

PER CAPITA:  
Gross Debt 554.51  
Net Debt 397.78  
Debt Service 23.84  
Total Tax Levy 324.86  
Municipal Expenditures 148.75  
PER CENT:  
Gross Debt 5.34  
Net Debt 3.83  
Tax Levy Collected 96.78  
Tax Levy Cancelled, Abated or Adjusted .46

EXPENDITURES		REVENUES-REALIZED		1973 PROPERTY TAX	
<b>GENERAL GOVERNMENT</b>				<b>STATE EQUALIZED TAX RATE</b> <u>1.85</u>	
Governing Body & Public Boards	116,402.00	1973 Property Taxes Collected	31,773,229.22	Local District School Taxes	22,209,956.24
Municipal Clerk	62,295.00	1973 Payments in Lieu of Taxes	200,047.23	Regional & Consolidated School Tax	
Financial Administration	101,778.00	Delinquent Tax & Lien Collections	1,243,299.60	School Taxes in Municipal Budget	
Assessment of Taxes	105,952.00	Business Personalty Replacement Taxes	1,886,816.64	County Taxes	6,532,475.92
Collection of Taxes	86,282.00	Taxes from Public Utilities	5,893,979.76	County Library Taxes	
Planning, Housing & Development	68,423.00	Other Miscellaneous Tax Revenues		Local Municipal Purpose Taxes	2,528,466.28
Human Resources	109,909.21	State Aid Revenues	556,188.43	Veteran & Senior Citizen Taxes	586,600.00
Elections	25,530.00	Federal Aid Revenues	508,385.00	Total Taxes for Rate Computation	31,857,498.44
General Administration (other)	1,278,981.00	State and Local Fiscal Assistance Act Utilized	1,967,000.00	Special District Taxes	1,356,571.94
<b>JUDICIARY</b>		Sale of Acquired Property		Bank Stock Taxes	28,792.96
Municipal Courts	107,502.00	Other Miscellaneous Revenues	1,208,989.03	Added and Omitted Taxes	174,086.14
<b>PUBLIC SAFETY</b>		Other Revenues, Revenue Sharing Tax Effort	337,604.03	Total Taxes Levied - ABSTRACT	32,830,349.48
Fire Protection		Total	45,575,538.94	Total Taxes Billed	32,830,349.48
Police Protection	2,619,071.00	Prior Years Surplus Appropriated	1,500,000.00	1973 TAXES COLLECTED	31,773,229.22
Civil Defense & Disaster Control	14,300.00	<b>REVENUES TOTAL</b>	<b>47,075,538.94</b>	1973 Taxes Cancelled, Abated or Adjusted	150,000.00
Environmental Inspection & Control	160,937.00	<b>CAPITAL OUTLAY TOTAL</b>	<b>2,671,175.57</b>	Transfer to Tax Title Liens or Foreclosed	170,000.00
Other Public Safety	585.00	Public Enterprises	1,222.61	Balance Outstanding Dec. 31, 1973	737,120.26
<b>PUBLIC WORKS</b>		Recreation—Culture		<b>PRIOR YEARS TAXES OUTSTANDING</b>	
Streets and Drainage	1,134,839.00	Public Works	1,294,314.31	Balance January 1, 1973	1,561,784.38
Sewers and Sewage Processing	1,018,065.00	Buildings and Grounds	340,500.45	Collected in 1973	1,075,780.09
Garbage and Trash Disposal	1,809,584.00	Library and Education	1,035,138.20	Cancelled, Abated or Adjusted 1973	50,000.00
Public Buildings and Grounds	171,379.00	Conservation		Transfers to Tax Title Liens or Foreclosed	
Other Public Works		All Other		Balance December 31, 1973	436,304.29
<b>HEALTH and WELFARE</b>		<b>CAPITAL DEBT AUTHORIZED, DECEMBER 31, 1973</b>		<b>TAX TITLE LIENS OUTSTANDING</b>	
Health Services Except Environmental	311,893.01	ISSUED AND UNISSUED		Balance January 1, 1973	463,034.91
Welfare-Public Assistance	40,490.00	School	15,241,000	Transfers From Taxes	170,300.00
Hospitals, Clinics, First Aid	35,000.00	Self-liquidating	321,500	Redeemed in 1973	167,519.51
Animal, Insect, & Rodent Control	3,125.00	Other	40,476,117	Cancelled, Abated or Adjusted (1973)	
Other Welfare Services	13,750.00	Total	56,038,617	Transfers to Foreclosed Property	
<b>RECREATION and CONSERVATION</b>		<b>ISSUED AND OUTSTANDING</b>		Balance December 31, 1973	465,515.40
Beaches and Boardwalks		School	15,241,000.00	<b>PROPERTY ACQUIRED BY DEED OR FORECLOSURE</b>	
Parks, Playgrounds, Shade Trees	434,711.00	Self-Liquidating	280,000.00	Balance January 1, 1973	225,724.00
Land Reclamation & Conservation		Other	28,579,000.00	Transfers From Taxes or Liens	
Other Recreational Services	210,243.00	Total	44,100,000.00	Sale for Cash (1973)	
<b>EDUCATION (excluding schools)</b>		<b>EQUALIZED VALUATION BASIS FOR NET DEBT COMPUTATION</b>	<b>1,049,519,059.67</b>	Cancelled, Abated or Adjusted (1973)	
Libraries	991,466.00	<b>REAL PROPERTY VALUATIONS</b>		Balance December 31, 1973	225,724.00
Other Educational Services		Code Class # of Parcels % VAL'N		<b>CURRENT FINANCES DECEMBER 31, 1973</b>	
<b>STATUTORY EXPENDITURES</b>		1 Vacant Land 2548 5.52		<b>ASSETS</b>	
Pensions & F. I. C. A.	743,584.38	2 Residential 22373 58.27		Cash Dec. 31, 1973	3,722,607.97
Employee Fringe Benefits		3 Farm		Taxes Receivable	1,173,124.55
Other Statutory Expenditures		4a Commercial 981 14.28		Tax Title Liens	465,515.40
<b>MUNICIPAL FUNCTIONS</b>		4b Industrial 157 18.19		Foreclosed Property	225,724.00
<b>CAPITAL IMPROVEMENTS</b>		4c Apartments 42 3.74		Emergencies & Other Deferred Charges	122,208.38
<b>DEBT SERVICE</b>		Total 26101		State Aid Receivable	354,385.34
Principal Payments	1,191,000.00	Land Area 23.10 Sq. Miles		Other Receivables	83,396.68
Interest Payments	1,218,700.00	Net Valuation Taxable-Municipal	1,094,271,075.00	Total	6,146,962.32
<b>DEFERRED CHARGES</b>		Net Valuation Taxable-County	1,296,899,485.00	<b>LIABILITIES, RESERVES, AND SURPLUS</b>	
SCHOOL, COUNTY, SPECIAL DISTRICT TAXES	30,099,004.10	State Equalized Valuation	1,203,427,373.00	Cash Liabilities	1,691,808.46
RESERVE FOR UNCOLLECTED TAXES		State Equalization Ratio	91.10	Reserves for Receivables	1,947,760.63
EMERGENCY EMPLOYMENT ACT OF 1971	471,156.54			Surplus Dec. 31, 1973	2,507,393.23
<b>EXPENDITURES TOTAL</b>	<b>45,131,596.49</b>			Total	6,146,962.32

0822

Population 1970 12,455  
 Population 1973 12,735  
 S & P Rating  
 Moody Rating

General Tax Rate Per \$100. 4.13  
 State Equalized Tax Rate 3.80

## WOODBURY CITY — GLOUCESTER COUNTY

Form of Government:

Special Charter (P.L. 1870 c.271)

Number of Members on Governing Body 9

PER CAPITA: 191.59  
 Gross Debt 6.12  
 Net Debt 2.71  
 Debt Service 280.22  
 Total Tax Levy 120.07  
 Municipal Expenditures

PER CENT: 2.95  
 Gross Debt .09  
 Net Debt 95.95  
 Tax Levy Collected  
 Tax Levy Cancelled, Abated or Adjusted

EXPENDITURES		REVENUES-REALIZED		1973 PROPERTY TAX	
<b>GENERAL GOVERNMENT</b>				<b>STATE EQUALIZED TAX RATE</b> 2.40	
Governing Body & Public Boards	11,150.00	1973 Property Taxes Collected	3,429,774.93	Local District School Taxes	2,274,976.73
Municipal Clerk	20,820.00	1973 Payments in Lieu of Taxes		Regional & Consolidated School Tax	
Financial Administration	16,755.00	Delinquent Tax & Lien Collections	146,532.77	School Taxes in Municipal Budget	.04 34,500.50
Assessment of Taxes	16,410.00	Business Personalty Replacement Taxes	118,113.12	County Taxes	.56 535,551.37
Collection of Taxes	17,355.00	Taxes from Public Utilities	244,071.71	County Library Taxes	
Planning, Housing & Development	5,240.00	Other Miscellaneous Tax Revenues		Local Municipal Purpose Taxes	.73 692,787.56
Human Resources	13,500.00	State Aid Revenues	56,525.74	Veteran & Senior Citizen Taxes	.07 70,110.00
Elections	2,600.00	Federal Aid Revenues	12,630.05	Total Taxes for Rate Computation	3.80 3,607,926.16
General Administration (other)	56,725.00	State and Local Fiscal Assistance Act Utilized	208,755.00	Special District Taxes	
<b>JUDICIARY</b>		Sale of Acquired Property		Bank Stock Taxes	21,956.53
Municipal Courts	32,385.00	Other Miscellaneous Revenues	99,700.23	Added and Omitted Taxes	8,879.88
<b>PUBLIC SAFETY</b>		Other Revenues, Revenue Sharing Tax Effort	37,156.65	Total Taxes Levied - ABSTRACT	3,568,652.57
Fire Protection	101,410.00	Total	4,353,260.20	Total Taxes Billed	3,574,391.03
Police Protection	381,580.00	Prior Years Surplus Appropriated	100,000.00	1973 TAXES COLLECTED	3,429,774.93
Civil Defense & Disaster Control	7,570.00	REVENUES TOTAL	4,453,260.20	1973 Taxes Cancelled, Abated or Adjusted	
Environmental Inspection & Control	25,850.00	CAPITAL OUTLAY TOTAL	184,120.07	Transfer to Tax Title Liens or Foreclosed	1,115.10
Other Public Safety				Balance Outstanding Dec. 31, 1973	143,501.00
<b>PUBLIC WORKS</b>				<b>PRIOR YEARS TAXES OUTSTANDING</b>	
Streets and Drainage	216,429.77	Public Enterprises	64,687.50	Balance January 1, 1973	131,817.99
Sewers and Sewage Processing		Recreation—Culture	122.25	Collected in 1973	130,760.07
Garbage and Trash Disposal	105,444.00	Public Works	119,260.32	Cancelled, Abated or Adjusted 1973	461.04
Public Buildings and Grounds	29,496.40	Buildings and Grounds	50.00	Transfers to Tax Title Liens or Foreclosed	
Other Public Works	600.00	Library and Education		Balance December 31, 1973	596.88
<b>HEALTH and WELFARE</b>		Conservation		<b>TAX TITLE LIENS OUTSTANDING</b>	
Health Services Except Environmental	9,220.00	All Other		Balance January 1, 1973	30,664.32
Welfare-Public Assistance	4,868.75			Transfers From Taxes	1,115.10
Hospitals, Clinics, First Aid		CAPITAL DEBT AUTHORIZED, DECEMBER 31, 1973		Redeemed in 1973	15,772.70
Animal, Insect, & Rodent Control	900.00	ISSUED AND UNISSUED		Cancelled, Abated or Adjusted (1973)	
Other Welfare Services		School	2,362,000	Transfers to Foreclosed Property	4,609.33
<b>RECREATION and CONSERVATION</b>		Self-liquidating	77,961	Balance December 31, 1973	11,397.39
Beaches and Boardwalks		Other	77,961	<b>PROPERTY ACQUIRED BY DEED OR FORECLOSURE</b>	
Parks, Playgrounds, Shade Trees	62,955.76	Total	2,439,961	Balance January 1, 1973	33,995.67
Land Reclamation & Conservation		ISSUED AND OUTSTANDING		Transfers From Taxes or Liens	4,609.33
Other Recreational Services	6,000.00	School	2,362,000.00	Sale for Cash (1973)	
<b>EDUCATION (excluding schools)</b>		Self-Liquidating		Cancelled, Abated or Adjusted (1973)	
Libraries	28,725.00	Other		Balance December 31, 1973	38,605.00
Other Educational Services		Total	2,362,000.00	<b>CURRENT FINANCES DECEMBER 31, 1973</b>	
<b>STATUTORY EXPENDITURES</b>		EQUALIZED VALUATION BASIS		ASSETS	
Pensions & F. I. C. A.	100,600.00	FOR NET DEBT COMPUTATION	82,742,485.33	Cash Dec. 31, 1973	534,087.35
Employee Fringe Benefits	24,500.00	REAL PROPERTY VALUATIONS		Taxes Receivable	144,097.88
Other Statutory Expenditures		Code Class # of Parcels % VAL'N		Tax Title Liens	11,397.39
<b>MUNICIPAL FUNCTIONS</b>		1 Vacant Land 273 2.20		Foreclosed Property	38,605.00
<b>CAPITAL IMPROVEMENTS</b>		2 Residential 2881 64.66		Emergencies & Other Deferred Charges	19,528.82
<b>DEBT SERVICE</b>		3 Farm		State Aid Receivable	
Principal Payments	30,000.00	4a Commercial 250 25.92		Other Receivables	5,915.69
Interest Payments	4,500.50	4b Industrial 7 .93		Total	753,632.13
<b>TYPE I SCHL DEBT *MEMO</b>		4c Apartments 20 6.29		<b>LIABILITIES, RESERVES, AND SURPLUS</b>	
<b>DEFERRED CHARGES</b>		Total 3431		Cash Liabilities	217,555.19
SCHOOL, COUNTY, SPECIAL DISTRICT TAXES	2,845,028.60	Land Area 2.13 Sq. Miles		Reserves for Receivables	200,015.96
RESERVE FOR UNCOLLECTED TAXES	181,239.55	Net Valuation Taxable-Municipal	87,497,222.00	Surplus Dec. 31, 1973	336,060.98
EMERGENCY EMPLOYMENT ACT OF 1971	12,530.05	Net Valuation Taxable-County	88,229,765.00	Total	753,632.13
<b>EXPENDITURES</b>		State Equalized Valuation	94,512,738.00		
<b>TOTAL</b>	4,374,091.80	State Equalization Ratio	92.25		

1971/3000

\* ABOVE DEBT SERVICE INCLUDES TYPE I SCHOOL DEBT

0823

Population 1970 3,630  
 Population 1973 3,740  
 S & P Rating  
 Moody Rating

General Tax Rate Per \$100. 4.02  
 State Equalized Tax Rate 2.36

# WOODBURY HEIGHTS BOROUGH — GLOUCESTER COUNTY

Form of Government:  
 Borough Council  
 Number of Members on Governing Body 6

PER CAPITA: 331.70  
 Gross Debt 52.77  
 Net Debt 3.15  
 Debt Service 237.80  
 Total Tax Levy 85.19  
 Municipal Expenditures

PER CENT: 3.88  
 Gross Debt .62  
 Net Debt 96.37  
 Tax Levy Collected  
 Tax Levv Cancelled, Abated or Adjusted .01

EXPENDITURES		REVENUES-REALIZED		1973 PROPERTY TAX	
GENERAL GOVERNMENT				STATE EQUALIZED TAX RATE	
Governing Body & Public Boards		1973 Property Taxes Collected	861,832.51	Local District School Taxes .73	275,085.00
Municipal Clerk		1973 Payments in Lieu of Taxes		Regional & Consolidated School Tax .87	326,172.04
Financial Administration	7,540.00	Delinquent Tax & Lien Collections	48,984.08	School Taxes in Municipal Budget	
Assessment of Taxes	3,504.62	Business Personality Replacement Taxes	32,927.01	County Taxes .54	202,085.93
Collection of Taxes	4,800.00	Taxes from Public Utilities	68,478.65	County Library Taxes	
Planning, Housing & Development	605.00	Other Miscellaneous Tax Revenues		Local Municipal Purpose Taxes .18	68,652.34
Human Resources		State Aid Revenues	24,816.28	Veteran & Senior Citizen Taxes .05	19,030.00
Elections	820.00	Federal Aid Revenues		Total Taxes for Rate Computation 2.37	891,025.31
General Administration (other)	40,885.00	State and Local Fiscal Assistance Act Utilized	17,467.00	Special District Taxes	
JUDICIARY		Sale of Acquired Property	2,231.50	Bank Stock Taxes	2,618.06
Municipal Courts	3,670.73	Other Miscellaneous Revenues	36,382.25	Added and Omitted Taxes	14,768.47
PUBLIC SAFETY		Other Revenues, Revenue Sharing Tax Effort	7,246.60	Total Taxes Levied - ABSTRACT	889,381.84
Fire Protection	12,631.87	Total	1,100,365.88	Total Taxes Billed	894,261.84
Police Protection	25,149.05	Prior Years Surplus Appropriated	40,997.58	1973 TAXES COLLECTED	861,832.51
Civil Defense & Disaster Control	1,300.00	REVENUES TOTAL	1,141,363.46	1973 Taxes Cancelled, Abated or Adjusted	108.92
Environmental Inspection & Control	1,250.00			Transfer to Tax Title Liens or Foreclosed	
Other Public Safety		CAPITAL OUTLAY TOTAL	247,439.59	Balance Outstanding Dec. 31, 1973	32,320.41
PUBLIC WORKS				PRIOR YEARS TAXES OUTSTANDING	
Streets and Drainage	85,300.00	Public Enterprises	165,293.57	Balance January 1, 1973	57,741.83
Sewers and Sewage Processing		Recreation—Culture		Collected in 1973	48,277.71
Garbage and Trash Disposal	21,100.00	Public Works	82,146.42	Cancelled, Abated or Adjusted 1973	146.67
Public Buildings and Grounds	6,900.00	Buildings and Grounds		Transfers to Tax Title Liens or Foreclosed	
Other Public Works		Library and Education		Balance December 31, 1973	9,317.45
HEALTH and WELFARE		Conservation		TAX TITLE LIENS OUTSTANDING	
Health Services Except Environmental	300.00	All Other		Balance January 1, 1973	740.27
Welfare-Public Assistance	1,040.00			Transfers From Taxes	
Hospitals, Clinics, First Aid		CAPITAL DEBT AUTHORIZED, DECEMBER 31, 1973		Redeemed in 1973	706.37
Animal, Insect, & Rodent Control	800.00	ISSUED AND UNISSUED		Cancelled, Abated or Adjusted (1973)	33.90
Other Welfare Services		SCHOOL	697,581	Transfers to Foreclosed Property	
RECREATION and CONSERVATION		Self-liquidating	360,610	Balance December 31, 1973	
Beaches and Boardwalks		Other	182,350	PROPERTY ACQUIRED BY DEED OR FORECLOSURE	
Parks, Playgrounds, Shade Trees	6,350.00	Total	1,240,541	Balance January 1, 1973	9,970.62
Land Reclamation & Conservation				Transfers From Taxes or Liens	
Other Recreational Services		ISSUED AND OUTSTANDING		Sale for Cash (1973)	2,231.50
EDUCATION (excluding schools)		School	697,581.54	Cancelled, Abated or Adjusted (1973)	
Libraries		Self-liquidating	313,000.00	Balance December 31, 1973	7,739.12
Other Educational Services		Other	177,400.00	CURRENT FINANCES DECEMBER 31, 1973	
STATUTORY EXPENDITURES		Total	1,187,981.54	ASSETS	
Pensions & F. I. C. A.	6,400.00	EQUALIZED VALUATION BASIS		Cash Dec. 31, 1973	162,527.15
Employee Fringe Benefits		FOR NET DEBT COMPUTATION	31,935,852.33	Taxes Receivable	41,637.86
Other Statutory Expenditures		REAL PROPERTY VALUATIONS		Tax Title Liens	
MUNICIPAL FUNCTIONS	230,346.27	Code Class # of Parcels % VAL'N		Foreclosed Property	7,739.12
CAPITAL IMPROVEMENTS *MEMO*	33,300.00	1 Vacant Land 197 3.22	704,100.00	Emergencies & Other Deferred Charges	20,793.82
DEBT SERVICE		2 Residential 921 69.70	15,234,325.00	State Aid Receivable	12,996.35
Principal Payments	6,400.00	3 Farm		Other Receivables	12,955.29
Interest Payments	5,364.00	4a Commercial 60 18.73	4,094,700.00	Total	258,649.59
DEFERRED CHARGES	14,894.36	4b Industrial 8 7.95	1,737,900.00	LIABILITIES, RESERVES, AND SURPLUS	
SCHOOL, COUNTY, SPECIAL DISTRICT TAXES	803,342.97	4c Apartments 4 .40	86,600.00	Cash Liabilities	68,368.21
RESERVE FOR UNCOLLECTED TAXES	61,613.46	Total 1190	21,857,625.00	Reserves for Receivables	62,332.27
EMERGENCY EMPLOYMENT ACT OF 1971		Land Area 1.23 Sq. Miles		Surplus Dec. 31, 1973	127,949.11
EXPENDITURES TOTAL	1,121,961.06	Net Valuation Taxable-Municipal	22,187,258.00	Total	258,649.59
		Net Valuation Taxable-County	33,108,562.00		
		State Equalized Valuation	37,408,032.00		
		State Equalization Ratio	58.95		

0268

Population 1970 5,510  
 Population 1973 5,595  
 S & P Rating  
 Moody Rating A

General Tax Rate Per \$100. 4.68  
 State Equalized Tax Rate 3.39

**WOODCLIFF LAKE BOROUGH — BERGEN COUNTY**  
 Form of Government:  
 Borough Council  
 Number of Members on Governing Body 6

PER CAPITA: 1,919.54  
 Gross Debt 1,399.18  
 Net Debt 25.68  
 Debt Service 639.60  
 Total Tax Levy 213.47  
 Municipal Expenditures

PER CENT: 11.54  
 Gross Debt 8.41  
 Net Debt 98.35  
 Tax Levy Collected  
 Tax Levy Cancelled, Abated or Adjusted .44

EXPENDITURES		REVENUES-REALIZED		1973 PROPERTY TAX	
<b>GENERAL GOVERNMENT</b>				<b>STATE EQUALIZED TAX RATE</b>	
Governing Body & Public Boards		1973 Property Taxes Collected	3,526,970.38	Local District School Taxes	1.35
Municipal Clerk		1973 Payments in Lieu of Taxes		Regional & Consolidated School Tax	.94
Financial Administration	10,435.00	Delinquent Tax & Lien Collections	62,917.86	School Taxes in Municipal Budget	
Assessment of Taxes	7,962.00	Business Personalty Replacement Taxes	18,959.52	County Taxes	.36
Collection of Taxes	9,119.00	Taxes from Public Utilities	131,164.20	County Library Taxes	
Planning, Housing & Development	4,468.00	Other Miscellaneous Tax Revenues		Local Municipal Purpose Taxes	.71
Human Resources	750.00	State Aid Revenues	20,629.33	Veteran & Senior Citizen Taxes	.03
Elections	600.00	Federal Aid Revenues		Total Taxes for Rate Computation	3.39
General Administration (other)	110,086.00	State and Local Fiscal Assistance Act Utilized	51,321.00	Special District Taxes	
<b>JUDICIARY</b>		Sale of Acquired Property		Bank Stock Taxes	1,503.25
Municipal Courts	5,115.00	Other Miscellaneous Revenues	131,263.12	Added and Omitted Taxes	19,780.45
<b>PUBLIC SAFETY</b>		Other Revenues, Revenue Sharing Tax Effort	27,258.17	Total Taxes Levied - ABSTRACT	3,578,578.24
Fire Protection	24,550.00	Total	3,970,483.58	Total Taxes Billed	3,586,230.95
Police Protection	291,150.00	Prior Years Surplus Appropriated	194,500.00	1973 TAXES COLLECTED	3,526,970.38
Civil Defense & Disaster Control	3,673.00	REVENUES TOTAL	4,164,983.58	1973 Taxes Cancelled, Abated or Adjusted	15,921.05
Environmental Inspection & Control	14,324.00	CAPITAL OUTLAY TOTAL	861,837.86	Transfer to Tax Title Liens or Foreclosed	
Other Public Safety				Balance Outstanding Dec. 31, 1973	43,339.52
<b>PUBLIC WORKS</b>				<b>PRIOR YEARS TAXES OUTSTANDING</b>	
Streets and Drainage	123,663.95	Public Enterprises		Balance January 1, 1973	133,810.60
Sewers and Sewage Processing	62,680.00	Recreation—Culture	61,844.08	Collected in 1973	62,917.86
Garbage and Trash Disposal	152,587.00	Public Works	695,295.98	Cancelled, Abated or Adjusted 1973	70,134.90
Public Buildings and Grounds	25,909.00	Buildings and Grounds	134,697.80	Transfers to Tax Title Liens or Foreclosed	
Other Public Works		Library and Education		Balance December 31, 1973	757.84
<b>HEALTH and WELFARE</b>		Conservation		<b>TAX TITLE LIENS OUTSTANDING</b>	
Health Services Except Environmental	8,983.00	All Other		Balance January 1, 1973	
Welfare-Public Assistance	1,325.00	CAPITAL DEBT AUTHORIZED, DECEMBER 31, 1973		Transfers From Taxes	
Hospitals, Clinics, First Aid	1,700.00	ISSUED AND UNISSUED		Redeemed in 1973	
Animal, Insect, & Rodent Control		School	2,438,906	Cancelled, Abated or Adjusted (1973)	
Other Welfare Services		Self-liquidating		Transfers to Foreclosed Property	
<b>RECREATION and CONSERVATION</b>		Other	8,300,900	Balance December 31, 1973	
Beaches and Boardwalks		Total	10,739,806	<b>PROPERTY ACQUIRED BY DEED OR FORECLOSURE</b>	
Parks, Playgrounds, Shade Trees	3,840.00	ISSUED AND OUTSTANDING		Balance January 1, 1973	950.00
Land Reclamation & Conservation		School	2,380,910.22	Transfers From Taxes or Liens	
Other Recreational Services	32,655.00	Self-liquidating		Sale for Cash (1973)	
<b>EDUCATION (excluding schools)</b>		Other	7,857,500.00	Cancelled, Abated or Adjusted (1973)	
Libraries		Total	10,238,410.22	Balance December 31, 1973	950.00
Other Educational Services		EQUALIZED VALUATION BASIS		<b>CURRENT FINANCES DECEMBER 31, 1973</b>	
<b>STATUTORY EXPENDITURES</b>		FOR NET DEBT COMPUTATION	93,036,715.00	<b>ASSETS</b>	
Pensions & F. I. C. A.	45,656.00	REAL PROPERTY VALUATIONS		Cash Dec. 31, 1973	1,258,146.72
Employee Fringe Benefits		Code Class # of Parcels % VAL'N	ASSESSED VALUATION	Taxes Receivable	44,097.36
Other Statutory Expenditures		1 Vacant Land 137 2.67	2,035,900.00	Tax Title Liens	
<b>MUNICIPAL FUNCTIONS</b>		2 Residential 1416 81.21	61,875,500.00	Foreclosed Property	950.00
CAPITAL IMPROVEMENTS	43,778.05	3 Farm 19 .55	418,800.00	Emergencies & Other Deferred Charges	26,370.56
<b>DEBT SERVICE</b>		4a Commercial 35 15.57	11,860,400.00	State Aid Receivable	23,121.00
Principal Payments	50,000.00	4b Industrial		Other Receivables	8,443.32
Interest Payments	93,700.00	4c Apartments		Total	1,361,128.96
<b>DEFERRED CHARGES</b>		Total	76,190,600.00	<b>LIABILITIES, RESERVES, AND SURPLUS</b>	
SCHOOL, COUNTY, SPECIAL DISTRICT TAXES	2,807,340.00	Land Area 3.75 Sq. Miles		Cash Liabilities	1,055,911.81
RESERVE FOR UNCOLLECTED TAXES	107,132.60	Net Valuation Taxable-Municipal	76,763,296.00	Reserves for Receivables	53,490.68
EMERGENCY EMPLOYMENT ACT OF 1971		Net Valuation Taxable-County	99,243,887.00	Surplus Dec. 31, 1973	251,726.47
<b>EXPENDITURES</b>		State Equalized Valuation	105,639,996.00	Total	1,361,128.96
TOTAL	4,001,697.07	State Equalization Ratio	72.52		

0339

Population 1970 2,040  
 Population 1973 2,040  
 S & P Rating  
 Moody Rating

General Tax Rate, Per \$100 3.35  
 State Equalized Tax Rate 2.82

WOODLAND TOWNSHIP — BURLINGTON CO.  
 Form of Government:  
 Township Committee  
 Number of Members on Governing Body 3

PER CAPITA: 86.27 PER CENT: 1.19  
 Gross Debt  
 Net Debt  
 Debt Service 226.54  
 Total Tax Levy 148.32  
 Municipal Expenditures  
 Gross Debt  
 Net Debt  
 Tax Levy Collected 61.53  
 Tax Levy Cancelled, Abated or Adjusted

EXPENDITURES		REVENUES-REALIZED		1973 PROPERTY TAX	
GENERAL GOVERNMENT				STATE EQUALIZED TAX RATE 1.58	
Governing Body & Public Boards		1973 Property Taxes Collected		Local District School Taxes	258,942.27
Municipal Clerk	7,300.00	1973 Payments in Lieu of Taxes		Regional & Consolidated School Tax	
Financial Administration	9,150.00	Delinquent Tax & Lien Collections		School Taxes in Municipal Budget	
Assessment of Taxes	10,850.00	Business Personalty Replacement Taxes		County Taxes	79,323.74
Collection of Taxes	3,750.00	Taxes from Public Utilities		County Library Taxes	3,219.25
Planning, Housing & Development		Other Miscellaneous Tax Revenues		Local Municipal Purpose Taxes	116,747.78
Human Resources		State Aid Revenues		Veteran & Senior Citizen Taxes	4,550.00
Elections		Federal Aid Revenues		Total Taxes for Rate Computation	462,783.04
General Administration (other)	26,300.00	State and Local Fiscal Assistance Act Utilized		Special District Taxes	
JUDICIARY	4,100.00	Sale of Acquired Property		Bank Stock Taxes	3,901.03
Municipal Courts		Other Miscellaneous Revenues		Added and Omitted Taxes	462,134.07
PUBLIC SAFETY	7,500.00	Other Revenues, Revenue Sharing Tax Effort		Total Taxes Levied - ABSTRACT	462,134.07
Fire Protection	3,225.00	Prior Years Surplus Appropriated		Total Taxes Billed	284,335.95
Police Protection	300.00	REVENUES TOTAL		1973 TAXES COLLECTED	
Civil Defense & Disaster Control	900.00	CAPITAL OUTLAY TOTAL		1973 Taxes Cancelled, Abated or Adjusted	10,000.00
Environmental Inspection & Control		Public Enterprises		Transfer to Tax Title Liens or Foreclosed	167,798.12
Other Public Safety		Recreation—Culture		Balance Outstanding Dec. 31, 1973	
PUBLIC WORKS	22,925.00	Public Works		PRIOR YEARS TAXES OUTSTANDING	
Streets and Drainage	3,255.00	Buildings and Grounds		Balance January 1, 1973	199,970.86
Sewers and Sewage Processing	900.00	Library and Education		Collected in 1973	100,939.88
Garbage and Trash Disposal		Conservation		Cancelled, Abated or Adjusted 1973	584.85
Public Buildings and Grounds		All Other		Transfers to Tax Title Liens or Foreclosed	98,446.13
Other Public Works		CAPITAL DEBT AUTHORIZED, DECEMBER 31, 1973		Balance December 31, 1973	
HEALTH and WELFARE	800.00	ISSUED AND UNISSUED GROSS DEBT		TAX TITLE LIENS OUTSTANDING	
Health Services Except Environmental	4,100.00	School		Balance January 1, 1973	84,175.48
Welfare-Public Assistance		Self-liquidating		Transfers From Taxes	10,645.73
Hospitals, Clinics, First Aid	1,340.00	Other		Redeemed in 1973	38,865.94
Animal, Insect, & Rodent Control		Total		Cancelled, Abated or Adjusted (1973)	
Other Welfare Services		ISSUED AND OUTSTANDING		Transfers to Foreclosed Property	55,955.27
RECREATION and CONSERVATION	1,000.00	School		Balance December 31, 1973	
Beaches and Boardwalks		Self-liquidating		PROPERTY ACQUIRED BY DEED OR	
Parks, Playgrounds, Shade Trees		Other		FORECLOSURE	
Land Reclamation & Conservation		Total		Balance January 1, 1973	14,000.00
Other Recreational Services		EQUALIZED VALUATION BASIS		Transfers From Taxes or Liens	
EDUCATION (excluding schools)	1,000.00	FOR NET DEBT COMPUTATION		Sale for Cash (1973)	
Libraries		REAL PROPERTY VALUATIONS		Cancelled, Abated or Adjusted (1973)	14,000.00
Other Educational Services		Code Class # of Parcels % VAL'N		Balance December 31, 1973	
STATUTORY EXPENDITURES	500.00	1 Vacant Land 1412 71.51		CURRENT FINANCES DECEMBER 31, 1973	
Pensions & F. I. C. A.		2 Residential 266 17.34		ASSETS	
Employee Fringe Benefits		3 Farm 174 6.33		Cash Dec. 31, 1973	252,907.70
Other Statutory Expenditures		4a Commercial 21 4.03		Taxes Receivable	266,244.25
MUNICIPAL FUNCTIONS	7,000.00	4b Industrial 8 .78		Tax Title Liens	55,955.27
CAPITAL IMPROVEMENTS		4c Apartments		Foreclosed Property	14,000.00
DEBT SERVICE		Total 1881		Emergencies & Other Deferred Charges	693.88
Principal Payments		Land Area 95.38 Sq. Miles		State Aid Receivable	58,154.18
Interest Payments		Net Valuation Taxable-Municipal		Other Receivables	1,126.25
DEFERRED CHARGES	14,418.85	Net Valuation Taxable-County		Total	649,081.53
SCHOOL, COUNTY, SPECIAL DISTRICT TAXES	341,485.26	State Equalized Valuation		LIABILITIES, RESERVES, AND SURPLUS	
RESERVE FOR UNCOLLECTED TAXES	178,950.83	State Equalization Ratio		Cash Liabilities	129,683.93
EMERGENCY EMPLOYMENT ACT OF 1971				Reserves for Receivables	337,325.77
EXPENDITURES	644,049.94			Surplus Dec. 31, 1973	182,071.83
				Total	649,081.53

0437

Population 1970 3,105  
 Population 1973 3,135  
 S & P Rating  
 Moody Rating

General Tax Rate Per \$100. 7.24  
 State Equalized Tax Rate 4.23

## WOODLYNNE BOROUGH — CAMDEN COUNTY

Form of Government:

Borough Council

Number of Members on Governing Body 6

PER CAPITA:

Gross Debt 169.63  
 Net Debt 124.98  
 Debt Service 1.97  
 Total Tax Levy 183.67  
 Municipal Expenditures 82.21

PER CENT:

Gross Debt 4.20  
 Net Debt 3.10  
 Tax Levy Collected 94.90  
 Tax Levy Cancelled, Abated or Adjusted .04

EXPENDITURES		REVENUES-REALIZED		1973 PROPERTY TAX	
<b>GENERAL GOVERNMENT</b>				<b>STATE EQUALIZED TAX RATE</b> → <b>2.17</b>	
Governing Body & Public Boards		1973 Property Taxes Collected	546,508.98	Local District School Taxes	305,153.87
Municipal Clerk		1973 Payments in Lieu of Taxes		Regional & Consolidated School Tax	
Financial Administration	3,825.08	Delinquent Tax & Lien Collections	30,025.86	School Taxes in Municipal Budget	
Assessment of Taxes	15,067.98	Business Personalty Replacement Taxes	4,788.62	County Taxes	.91 127,408.79
Collection of Taxes	2,843.64	Taxes from Public Utilities	28,345.17	County Library Taxes	.03 3,853.09
Planning, Housing & Development		Other Miscellaneous Tax Revenues		Local Municipal Purpose Taxes	.97 136,172.04
Human Resources		State Aid Revenues	17,073.20	Veteran & Senior Citizen Taxes	.17 23,580.00
Elections	1,620.00	Federal Aid Revenues		Total Taxes for Rate Computation	4.25 596,167.79
General Administration (other)	29,302.40	State and Local Fiscal Assistance Act Utilized	21,000.00	Special District Taxes	
<b>JUDICIARY</b>		Sale of Acquired Property		Bank Stock Taxes	3,227.96
Municipal Courts	5,475.24	Other Miscellaneous Revenues	9,569.66	Added and Omitted Taxes	
<b>PUBLIC SAFETY</b>		Other Revenues, Revenue Sharing Tax Effort	3,131.87	Total Taxes Levied - ABSTRACT	575,815.75
Fire Protection	5,084.88	Total	660,443.36	Total Taxes Billed	575,849.44
Police Protection	51,181.99	Prior Years Surplus Appropriated	33,000.00	1973 TAXES COLLECTED	546,508.98
Civil Defense & Disaster Control		REVENUES TOTAL	693,443.36	1973 Taxes Cancelled, Abated or Adjusted	210.00
Environmental Inspection & Control	600.00	CAPITAL OUTLAY TOTAL	290,603.00	Transfer to Tax Title Liens or Foreclosed	1,817.60
Other Public Safety				Balance Outstanding Dec. 31, 1973	27,312.86
<b>PUBLIC WORKS</b>				<b>PRIOR YEARS TAXES OUTSTANDING</b>	
Streets and Drainage	37,593.17	Public Enterprises		Balance January 1, 1973	36,177.45
Sewers and Sewage Processing	13,656.30	Recreation—Culture	2,500.00	Collected in 1973	29,600.86
Garbage and Trash Disposal	9,173.08	Public Works	175.00	Cancelled, Abated or Adjusted 1973	
Public Buildings and Grounds	6,472.41	Buildings and Grounds	276,428.00	Transfers to Tax Title Liens or Foreclosed	
Other Public Works		Library and Education		Balance December 31, 1973	6,576.59
<b>HEALTH and WELFARE</b>		Conservation		<b>TAX TITLE LIENS OUTSTANDING</b>	
Health Services Except Environmental	899.77	All Other	11,500.00	Balance January 1, 1973	11,408.04
Welfare-Public Assistance	1,600.00			Transfers From Taxes	1,817.60
Hospitals, Clinics, First Aid				Redeemed in 1973	425.00
Animal, Insect, & Rodent Control	200.00			Cancelled, Abated or Adjusted (1973)	
Other Welfare Services				Transfers to Foreclosed Property	
<b>RECREATION and CONSERVATION</b>				Balance December 31, 1973	12,800.64
Beaches and Boardwalks				<b>PROPERTY ACQUIRED BY DEED OR FORECLOSURE</b>	
Parks, Playgrounds, Shade Trees	4,486.56			Balance January 1, 1973	1,800.00
Land Reclamation & Conservation				Transfers From Taxes or Liens	
Other Recreational Services				Sale for Cash (1973)	
<b>EDUCATION (excluding schools)</b>				Cancelled, Abated or Adjusted (1973)	
Libraries	982.01			Balance December 31, 1973	1,800.00
Other Educational Services				<b>CURRENT FINANCES DECEMBER 31, 1973</b>	
<b>STATUTORY EXPENDITURES</b>				<b>ASSETS</b>	
Pensions & F. I. C. A.	8,430.63			Cash Dec. 31, 1973	73,996.28
Employee Fringe Benefits	2,306.56			Taxes Receivable	33,889.45
Other Statutory Expenditures				Tax Title Liens	12,800.64
<b>MUNICIPAL FUNCTIONS</b>				Foreclosed Property	1,800.00
CAPITAL IMPROVEMENTS	200,802.10			Emergencies & Other Deferred Charges	13,756.82
DEBT SERVICE	31,055.55			State Aid Receivable	16,096.40
Principal Payments	5,000.00			Other Receivables	2,183.43
Interest Payments	1,188.00			Total	154,523.02
<b>DEFERRED CHARGES</b>				<b>LIABILITIES, RESERVES, AND SURPLUS</b>	
SCHOOL, COUNTY, SPECIAL DISTRICT TAXES	2,983.96			Cash Liabilities	37,615.40
RESERVE FOR UNCOLLECTED TAXES	436,415.75			Reserves for Receivables	50,673.52
EMERGENCY EMPLOYMENT ACT OF 1971	47,751.49			Surplus Dec. 31, 1973	66,234.10
<b>EXPENDITURES</b>				Total	154,523.02
TOTAL	694,141.30				

1715

Population 1970 3,140  
Population 1973 3,195  
S & P Rating  
Moody Rating

General Tax Rate Per \$100. 3.89  
State Equalized Tax Rate 3.04

**WOODSTOWN BOROUGH — SALEM COUNTY**  
Form of Government:  
Borough Council  
Number of Members on Governing Body 6

PER CAPITA: 80.68  
Gross Debt  
Net Debt  
Debt Service  
Total Tax Levy 199.78  
Municipal Expenditures 82.87  
PER CENT: 1.41  
Gross Debt  
Net Debt  
Tax Levy Collected 95.97  
Tax Levy Cancelled, Abated or Adjusted .03

EXPENDITURES		REVENUES-REALIZED		1973 PROPERTY TAX	
GENERAL GOVERNMENT				STATE EQUALIZED TAX RATE	
Governing Body & Public Boards		1973 Property Taxes Collected	620,178.90	Local District School Taxes	
Municipal Clerk		1973 Payments in Lieu of Taxes		Regional & Consolidated School Tax 1.81	387,573.95
Financial Administration	3,950.00	Delinquent Tax & Lien Collections	23,814.99	School Taxes in Municipal Budget	
Assessment of Taxes	8,500.00	Business Personality Replacement Taxes	15,493.04	County Taxes	.77 165,644.75
Collection of Taxes	2,800.00	Taxes from Public Utilities	39,374.51	County Library Taxes	
Planning, Housing & Development	1,500.00	Other Miscellaneous Tax Revenues		Local Municipal Purpose Taxes	.36 77,762.35
Human Resources		State Aid Revenues	23,043.09	Veteran & Senior Citizen Taxes	.09 18,640.00
Elections		Federal Aid Revenues		Total Taxes for Rate Computation	3.03 649,621.05
General Administration (other)	36,950.00	State and Local Fiscal Assistance Act Utilized	11,686.00	Special District Taxes	
JUDICIARY		Sale of Acquired Property		Bank Stock Taxes	5,237.65
Municipal Courts	3,800.00	Other Miscellaneous Revenues	32,746.24	Added and Omitted Taxes	2,068.19
PUBLIC SAFETY		Other Revenues, Revenue Sharing Tax Effort	4,644.18	Total Taxes Levied - ABSTRACT	638,286.89
Fire Protection	8,330.00	Total	770,980.95	Total Taxes Billed	646,189.38
Police Protection	63,425.00	Prior Years Surplus Appropriated	84,494.21	1973 TAXES COLLECTED	620,178.90
Civil Defense & Disaster Control	300.00	REVENUES TOTAL	855,475.16	1973 Taxes Cancelled, Abated or Adjusted	202.28
Environmental Inspection & Control	850.00	CAPITAL OUTLAY TOTAL	24,264.99	Transfer to Tax Title Liens or Foreclosed	1,685.00
Other Public Safety		Public Enterprises	17,264.99	Balance Outstanding Dec. 31, 1973	24,123.20
PUBLIC WORKS		Recreation—Culture		PRIOR YEARS TAXES OUTSTANDING	
Streets and Drainage	52,400.00	Public Works		Balance January 1, 1973	22,498.01
Sewers and Sewage Processing		Buildings and Grounds		Collected in 1973	22,471.43
Garbage and Trash Disposal	21,000.00	Library and Education		Cancelled, Abated or Adjusted 1973	
Public Buildings and Grounds		Conservation	7,000.00	Transfers to Tax Title Liens or Foreclosed	
Other Public Works		All Other		Balance December 31, 1973	26.58
HEALTH and WELFARE		CAPITAL DEBT AUTHORIZED, DECEMBER 31, 1973		TAX TITLE LIENS OUTSTANDING	
Health Services Except Environmental	1,400.00	ISSUED AND UNISSUED GROSS DEBT NET DEBT		Balance January 1, 1973	4,202.71
Welfare—Public Assistance	2,550.00	School 257,760		Transfers From Taxes	1,685.00
Hospitals, Clinics, First Aid	400.00	Self-liquidating		Redeemed in 1973	1,343.56
Animal, Insect, & Rodent Control		Other		Cancelled, Abated or Adjusted (1973)	
Other Welfare Services		Total 257,760		Transfers to Foreclosed Property	
RECREATION and CONSERVATION		ISSUED AND OUTSTANDING		Balance December 31, 1973	4,544.15
Beaches and Boardwalks		School 257,760.91		PROPERTY ACQUIRED BY DEED OR FORECLOSURE	
Parks, Playgrounds, Shade Trees	1,600.00	Self-liquidating		Balance January 1, 1973	
Land Reclamation & Conservation		Other		Transfers From Taxes or Liens	
Other Recreational Services	550.00	Total 257,760.91		Sale for Cash (1973)	
EDUCATION (excluding schools)		EQUALIZED VALUATION BASIS FOR NET DEBT COMPUTATION	18,314,150.67	Cancelled, Abated or Adjusted (1973)	
Libraries	1,250.00	REAL PROPERTY VALUATIONS		Balance December 31, 1973	
Other Educational Services		Code Class # of Parcels % VAL'N ASSESSED VALUATION		CURRENT FINANCES DECEMBER 31, 1973 ASSETS	
STATUTORY EXPENDITURES		1 Vacant Land 87 1.84 298,000.00		Cash Dec. 31, 1973	288,014.13
Pensions & F. I. C. A.	13,079.00	2 Residential 849 77.37 12,521,200.00		Taxes Receivable	24,149.78
Employee Fringe Benefits	2,750.00	3 Farm 7 .29 47,800.00		Tax Title Liens	4,544.15
Other Statutory Expenditures		4a Commercial 81 19.81 3,205,400.00		Foreclosed Property	
MUNICIPAL FUNCTIONS TOTAL	227,384.00	4b Industrial		Emergencies & Other Deferred Charges	664.74
CAPITAL IMPROVEMENTS *MEMO*	17,686.00	4c Apartments 3 .69 112,000.00		State Aid Receivable	15,000.00
DEBT SERVICE		Total 1027 16,184,400.00		Other Receivables	143.75
Principal Payments		Land Area 1.56 Sq. Miles		Total	332,516.55
Interest Payments		Net Valuation Taxable-Municipal	16,740,819.00	LIABILITIES, RESERVES, AND SURPLUS	
DEFERRED CHARGES		Net Valuation Taxable-County	18,951,972.00	Cash Liabilities	60,163.49
SCHOOL, COUNTY, SPECIAL DISTRICT TAXES	553,218.70	State Equalized Valuation	21,232,986.00	Reserves for Receivables	28,693.93
RESERVE FOR UNCOLLECTED TAXES	37,400.00	State Equalization Ratio	78.28	Surplus Dec. 31, 1973	243,659.13
EMERGENCY EMPLOYMENT ACT OF 1971				Total	332,516.55
EXPENDITURES TOTAL	318,002.70				

0824

Population 1970 1,150  
 Population 1973 1,165  
 S & P Rating  
 Moody Rating

General Tax Rate Per \$100. 3.89  
 State Equalized Tax Rate 3.66

## WOOLWICH TOWNSHIP — GLOUCESTER CO.

Form of Government:

Township Committee

Number of Members on Governing Body 3

PER CAPITA:

Gross Debt 203.53  
 Net Debt 44.64  
 Debt Service 332.16  
 Total Tax Levy 177.81  
 Municipal Expenditures

PER CENT:

Gross Debt 1.98  
 Net Debt .43  
 Tax Levy Collected 97.01  
 Tax Levy Cancelled, Abated  
 or Adjusted

EXPENDITURES		REVENUES-REALIZED		1973 PROPERTY TAX	
GENERAL GOVERNMENT				STATE EQUALIZED TAX RATE — 3.66	
Governing Body & Public Boards		1973 Property Taxes Collected		Local District School Taxes	161,316.52
Municipal Clerk		1973 Payments in Lieu of Taxes		Regional & Consolidated School Tax	128,478.47
Financial Administration	3,650.00	Delinquent Tax & Lien Collections		School Taxes in Municipal Budget	92,380.31
Assessment of Taxes	9,500.00	Business Personalty Replacement Taxes		County Taxes	87
Collection of Taxes	3,700.00	Taxes from Public Utilities		County Library Taxes	-324.38
Planning, Housing & Development	7,500.00	Other Miscellaneous Tax Revenues		Local Municipal Purpose Taxes	4,620.00
Human Resources		State Aid Revenues		Veteran & Senior Citizen Taxes	386,470.92
Elections	400.00	Federal Aid Revenues		Total Taxes for Rate Computation	3.66
General Administration (other)	10,900.00	State and Local Fiscal Assistance Act Utilized		Special District Taxes	324.38
JUDICIARY		Sale of Acquired Property		Bank Stock Taxes	4,789.92
Municipal Courts	10,300.00	Other Miscellaneous Revenues		Added and Omitted Taxes	386,965.22
PUBLIC SAFETY		Other Revenues, Revenue Sharing Tax Effort		Total Taxes Levied - ABSTRACT	387,805.77
Fire Protection	28,500.00	Prior Years Surplus Appropriated		Total Taxes Billed	376,213.32
Police Protection	42,451.45	REVENUES TOTAL		1973 TAXES COLLECTED	
Civil Defense & Disaster Control	200.00	CAPITAL OUTLAY TOTAL		1973 Taxes Cancelled, Abated or Adjusted	
Environmental Inspection & Control	600.00			Transfer to Tax Title Liens or Foreclosed	151.71
Other Public Safety				Balance Outstanding Dec. 31, 1973	11,440.74
PUBLIC WORKS				PRIOR YEARS TAXES OUTSTANDING	
Streets and Drainage	40,200.00			Balance January 1, 1973	16,587.46
Sewers and Sewage Processing				Collected in 1973	16,076.26
Garbage and Trash Disposal	7,000.00			Cancelled, Abated or Adjusted 1973	
Public Buildings and Grounds	5,700.00			Transfers to Tax Title Liens or Foreclosed	511.20
Other Public Works				Balance December 31, 1973	
HEALTH and WELFARE				TAX TITLE LIENS OUTSTANDING	
Health Services Except Environmental	300.00			Balance January 1, 1973	1,213.38
Welfare-Public Assistance	1,700.00			Transfers From Taxes	151.71
Hospitals, Clinics, First Aid				Redeemed in 1973	383.44
Animal, Insect, & Rodent Control	850.00			Cancelled, Abated or Adjusted (1973)	10.15
Other Welfare Services				Transfers to Foreclosed Property	971.50
RECREATION and CONSERVATION				Balance December 31, 1973	
Beaches and Boardwalks				PROPERTY ACQUIRED BY DEED OR FORECLOSURE	
Parks, Playgrounds, Shade Trees				Balance January 1, 1973	
Land Reclamation & Conservation				Transfers From Taxes or Liens	
Other Recreational Services				Sale for Cash (1973)	
EDUCATION (excluding schools)				Cancelled, Abated or Adjusted (1973)	
Libraries				Balance December 31, 1973	
Other Educational Services				CURRENT FINANCES DECEMBER 31, 1973	
STATUTORY EXPENDITURES				ASSETS	
Pensions & F. I. C. A.	8,500.00			Cash Dec. 31, 1973	191,187.57
Employee Fringe Benefits				Taxes Receivable	11,951.94
Other Statutory Expenditures				Tax Title Liens	971.50
MUNICIPAL FUNCTIONS	181,951.45			Foreclosed Property	
CAPITAL IMPROVEMENTS	42,500.00			Emergencies & Other Deferred Charges	1,172.29
DEBT SERVICE				State Aid Receivable	27,268.58
Principal Payments				Other Receivables	14,740.61
Interest Payments				Total	247,292.89
DEFERRED CHARGES				LIABILITIES, RESERVES, AND SURPLUS	
SCHOOL, COUNTY, SPECIAL DISTRICT TAXES	382,175.30			Cash Liabilities	96,768.79
RESERVE FOR UNCOLLECTED TAXES	25,200.00			Reserves for Receivables	27,664.05
EMERGENCY EMPLOYMENT ACT OF 1971				Surplus Dec. 31, 1973	122,860.05
EXPENDITURES TOTAL	589,326.75			Total	247,292.89

0340

Population 1970 2,730  
 Population 1973 1,675  
 S & P Rating  
 Moody Rating

General Tax Rate Per \$100. 2.27  
 State Equalized Tax Rate 2.22

## WRIGHTSTOWN BOROUGH — BURLINGTON CO.

Form of Government:

Borough Council

Number of Members on Governing Body 6

PER CAPITA:

Gross Debt

Net Debt

Debt Service

Total Tax Levy 134.30

Municipal Expenditures 116.31

PER CENT:

Gross Debt

Net Debt

Tax Levy Collected 94.75

Tax Levy Cancelled, Abated or Adjusted 1.15

EXPENDITURES		REVENUES-REALIZED		1973 PROPERTY TAX	
GENERAL GOVERNMENT				STATE EQUALIZED TAX RATE 1.33	
Governing Body & Public Boards		1973 Property Taxes Collected	213,455.35	Local District School Taxes	135,740.77
Municipal Clerk	6,200.00	1973 Payments in Lieu of Taxes		Regional & Consolidated School Tax	
Financial Administration	2,250.00	Delinquent Tax & Lien Collections	5,699.56	School Taxes in Municipal Budget	
Assessment of Taxes	1,700.00	Business Personalty Replacement Taxes	12,970.25	County Taxes	58,727.98
Collection of Taxes	2,000.00	Taxes from Public Utilities	21,471.04	County Library Taxes	2,194.41
Planning, Housing & Development		Other Miscellaneous Tax Revenues		Local Municipal Purpose Taxes	26,830.94
Human Resources		State Aid Revenues	11,159.55	Veteran & Senior Citizen Taxes	2,300.00
Elections		Federal Aid Revenues	3,453.58	Total Taxes for Rate Computation	225,794.10
General Administration (other)	24,100.00	State and Local Fiscal Assistance Act Utilized	39,228.00	Special District Taxes	
JUDICIARY		Sale of Acquired Property		Bank Stock Taxes	434.77
Municipal Courts	12,200.00	Other Miscellaneous Revenues	28,789.89	Added and Omitted Taxes	1,024.73
PUBLIC SAFETY		Other Revenues, Revenue Sharing Tax Effort	16,577.75	Total Taxes Levied - ABSTRACT	224,953.60
Fire Protection	10,300.00	Total	352,804.97	Total Taxes Billed	225,292.56
Police Protection	57,888.00	Prior Years Surplus Appropriated	39,700.00	1973 TAXES COLLECTED	213,455.35
Civil Defense & Disaster Control	100.00	REVENUES TOTAL	392,504.97	1973 Taxes Cancelled, Abated or Adjusted	2,593.35
Environmental Inspection & Control	800.00			Transfer to Tax Title Liens or Foreclosed	
Other Public Safety		CAPITAL OUTLAY TOTAL		Balance Outstanding Dec. 31, 1973	9,243.86
PUBLIC WORKS				PRIOR YEARS TAXES OUTSTANDING	
Streets and Drainage	19,440.00	Public Enterprises		Balance January 1, 1973	5,570.92
Sewers and Sewage Processing		Recreation—Culture		Collected in 1973	5,570.92
Garbage and Trash Disposal	12,000.00	Public Works		Cancelled, Abated or Adjusted 1973	
Public Buildings and Grounds	5,400.00	Buildings and Grounds		Transfers to Tax Title Liens or Foreclosed	
Other Public Works		Library and Education		Balance December 31, 1973	
HEALTH and WELFARE		Conservation		TAX TITLE LIENS OUTSTANDING	
Health Services Except Environmental	2,000.00	All Other		Balance January 1, 1973	128.64
Welfare—Public Assistance	2,350.00	CAPITAL DEBT AUTHORIZED, DECEMBER 31, 1973		Transfers From Taxes	
Hospitals, Clinics, First Aid		ISSUED AND UNISSUED GROSS DEBT NET DEBT		Redeemed in 1973	128.64
Animal, Insect, & Rodent Control		School		Cancelled, Abated or Adjusted (1973)	
Other Welfare Services		Self-liquidating		Transfers to Foreclosed Property	
RECREATION and CONSERVATION		Other		Balance December 31, 1973	
Beaches and Boardwalks		Total		PROPERTY ACQUIRED BY DEED OR	
Parks, Playgrounds, Shade Trees		ISSUED AND OUTSTANDING		FORECLOSURE	
Land Reclamation & Conservation		School		Balance January 1, 1973	1,000.00
Other Recreational Services	100.00	Self-Liquidating		Transfers From Taxes or Liens	
EDUCATION (excluding schools)		Other		Sale for Cash (1973)	
Libraries		Total		Cancelled, Abated or Adjusted (1973)	
Other Educational Services		EQUALIZED VALUATION BASIS		Balance December 31, 1973	1,000.00
STATUTORY EXPENDITURES		FOR NET DEBT COMPUTATION	6,517,500.00	CURRENT FINANCES DECEMBER 31, 1973	
Pensions & F. I. C. A.	7,000.00	REAL PROPERTY VALUATIONS		ASSETS	
Employee Fringe Benefits		Code Class # of Parcels % VAL'N		Cash Dec. 31, 1973	115,545.59
Other Statutory Expenditures		1 Vacant Land 32 3.49	268,500.00	Taxes Receivable	9,243.86
MUNICIPAL FUNCTIONS TOTAL	165,828.00	2 Residential 83 20.65	1,587,670.00	Tax Title Liens	
CAPITAL IMPROVEMENTS *MEMO*	12,000.00	3 Farm 4 .72	55,147.00	Foreclosed Property	1,000.00
DEBT SERVICE		4a Commercial 66 59.00	4,536,750.00	Emergencies & Other Deferred Charges	13,562.04
Principal Payments		4b Industrial		State Aid Receivable	33,648.25
Interest Payments		4c Apartments 30 16.14	1,240,963.00	Other Receivables	178.47
DEFERRED CHARGES	8,466.00	Total 215	7,689,030.00	Total	173,178.21
SCHOOL, COUNTY, SPECIAL DISTRICT TAXES	196,663.16	Land Area 1.65 Sq. Miles		LIABILITIES, RESERVES, AND SURPLUS	
RESERVE FOR UNCOLLECTED TAXES	16,901.26	Net Valuation Taxable-Municipal	9,951,676.00	Cash Liabilities	106,158.59
EMERGENCY EMPLOYMENT ACT OF 1971	3,623.33	Net Valuation Taxable-County	9,864,357.00	Reserves for Receivables	10,422.33
EXPENDITURES TOTAL	391,481.75	State Equalized Valuation	10,120,722.00	Surplus Dec. 31, 1973	56,597.29
		State Equalization Ratio	97.85	Total	173,178.21

0270

Population 1970 16,070  
 Population 1973 16,360  
 S & P Rating A  
 Moody Rating A

General Tax Rate Per \$100. 3.88  
 State Equalized Tax Rate 3.01

## WYCKOFF TOWNSHIP — BERGEN COUNTY

Form of Government:

Township Committee

Number of Members on Governing body 5

PER CAPITA:

Gross Debt 396.27  
 Net Debt 61.16  
 Debt Service 3.72  
 Total Tax Levy 480.08  
 Municipal Expenditures 137.26

PER CENT:

Gross Debt 2.71  
 Net Debt .42  
 Tax Levy Collected 98.00  
 Tax Levy Cancelled, Abated or Adjusted .10

EXPENDITURES		REVENUES-REALIZED		1973 PROPERTY TAX	
GENERAL GOVERNMENT				STATE EQUALIZED TAX RATE — 1.38	
Governing Body & Public Boards		1973 Property Taxes Collected 7,705,645.25		Local District School Taxes	3,590,621.00
Municipal Clerk		1973 Payments in Lieu of Taxes 196,012.70		Regional & Consolidated School Tax .79	2,055,145.25
Financial Administration	30,334.00	Delinquent Tax & Lien Collections 61,284.09		School Taxes in Municipal Budget	
Assessment of Taxes	18,940.00	Business Personalty Replacement Taxes 241,471.73		County Taxes .35	925,198.63
Collection of Taxes	29,725.00	Taxes from Public Utilities 61,061.93		County Library Taxes	
Planning, Housing & Development	5,000.00	Other Miscellaneous Tax Revenues 24,889.57		Local Municipal Purpose Taxes .46	1,201,397.61
Human Resources	12,500.00	State Aid Revenues 94,742.00		Veteran & Senior Citizen Taxes .04	101,110.00
Elections	1,700.00	Federal Aid Revenues 12,241.24		Total Taxes for Rate Computation 3.02	7,873,472.49
General Administration (other)	217,960.00	State and Local Fiscal Assistance Act Utilized 135,012.76		Special District Taxes	
JUDICIARY		Sale of Acquired Property 57,442.55		Bank Stock Taxes	8,529.22
Municipal Courts	11,215.00	Other Miscellaneous Revenues 8,589,803.82		Added and Omitted Taxes	73,255.74
PUBLIC SAFETY		Prior Years Surplus Appropriated 550,000.00		Total Taxes Levied - ABSTRACT	7,854,147.45
Fire Protection	66,775.00	REVENUES TOTAL 9,139,803.82		Total Taxes Billed	7,862,797.49
Police Protection	377,322.00	CAPITAL OUTLAY TOTAL 197,050.63		1973 TAXES COLLECTED	7,705,645.25
Civil Defense & Disaster Control	200.00	Public Enterprises 4,850.36		1973 Taxes Cancelled, Abated or Adjusted	8,244.25
Environmental Inspection & Control	11,661.00	Recreation—Culture 116,178.44		Transfer to Tax Title Liens or Foreclosed	847.78
Other Public Safety		Public Works 76,021.83		Balance Outstanding Dec. 31, 1973	148,060.21
PUBLIC WORKS		Buildings and Grounds		PRIOR YEARS TAXES OUTSTANDING	
Streets and Drainage	344,619.00	Library and Education		Balance January 1, 1973	198,075.40
Sewers and Sewage Processing		Conservation		Collected in 1973	193,150.86
Garbage and Trash Disposal		All Other		Cancelled, Abated or Adjusted 1973	3,146.28
Public Buildings and Grounds	88,552.00	CAPITAL DEBT AUTHORIZED, DECEMBER 31, 1973		Transfers to Tax Title Liens or Foreclosed	
Other Public Works		ISSUED AND UNISSUED GROSS DEBT NET DEBT		Balance December 31, 1973	1,778.26
HEALTH and WELFARE		School 5,192,405		TAX TITLE LIENS OUTSTANDING	
Health Services Except Environmental	21,027.00	Self-liquidating 1,290,500		Balance January 1, 1973	6,225.61
Welfare-Public Assistance	750.00	Other Total 6,482,905		Transfers From Taxes	881.87
Hospitals, Clinics, First Aid		ISSUED AND OUTSTANDING		Redeemed in 1973	2,861.84
Animal, Insect, & Rodent Control		School 5,192,405.68		Cancelled, Abated or Adjusted (1973)	
Other Welfare Services		Self-Liquidating 1,290,500.00		Transfers to Foreclosed Property	
RECREATION and CONSERVATION		Other Total 6,482,905.68		Balance December 31, 1973	4,245.64
Beaches and Boardwalks		EQUALIZED VALUATION BASIS		PROPERTY ACQUIRED BY DEED OR FORECLOSURE	
Parks, Playgrounds, Shade Trees	17,200.00	FOR NET DEBT COMPUTATION 238,896,120.33		Balance January 1, 1973	28,006.24
Land Reclamation & Conservation		REAL PROPERTY VALUATIONS		Transfers From Taxes or Liens	
Other Recreational Services	36,500.00	Code Class # of Parcels % VAL'N ASSESSED VALUATION		Sale for Cash (1973)	12,241.24
EDUCATION (excluding schools)		1 Vacant Land 325 2.35 4,728,900.00		Cancelled, Abated or Adjusted (1973)	
Libraries	106,518.55	2 Residential 4439 89.22 179,648,550.00		Balance December 31, 1973	15,765.00
Other Educational Services		3 Farm 32 .69 1,387,300.00		CURRENT FINANCES DECEMBER 31, 1973	
STATUTORY EXPENDITURES		4a Commercial 129 5.95 11,970,450.00		ASSETS	
Pensions & F. I. C. A.	106,835.00	4b Industrial 15 1.74 3,503,850.00		Cash Dec. 31, 1973	1,178,672.91
Employee Fringe Benefits		4c Apartments 2 .06 111,550.00		Taxes Receivable	149,838.47
Other Statutory Expenditures		Total 4942 201,350,600.00		Tax Title Liens	4,245.64
MUNICIPAL FUNCTIONS TOTAL 1,505,333.55		Land Area 6.70 Sq. Miles		Foreclosed Property	15,765.00
CAPITAL IMPROVEMENTS *MEMO* 527,200.00		Net Valuation Taxable-Municipal 203,147,488.00		Emergencies & Other Deferred Charges	4,500.00
DEBT SERVICE		Net Valuation Taxable-County 245,594,637.00		State Aid Receivable	
Principal Payments 10,000.00		State Equalized Valuation 260,502,528.00		Other Receivables	14,770.18
Interest Payments 50,920.00		State Equalization Ratio 77.83		Total	1,367,792.20
DEFERRED CHARGES		LIABILITIES, RESERVES, AND SURPLUS			
SCHOOL, COUNTY, SPECIAL DISTRICT TAXES	22,652.68			Cash Liabilities	202,435.19
RESERVE FOR UNCOLLECTED TAXES	6,570,964.88			Reserves for Receivables	184,619.29
EMERGENCY EMPLOYMENT ACT OF 1971	24,850.00			Surplus Dec. 31, 1973	980,737.72
EXPENDITURES TOTAL 8,816,523.32				Total	1,367,792.20

# MUNICIPALITIES OPERATING UNDER SPECIAL STATUTORY FORMS OF GOVERNMENT

## COMMISSION FROM (1911)

Allenhurst Boro.  
 Atlantic City  
 Audubon Boro.  
 Avalon Boro.  
 Avon-By-The-Sea Boro.  
 Bass River Twp.  
 Beach Haven Boro.  
 Belleville Town  
 Belmar Boro.  
 Bordentown City  
 Bradley Beach Boro.  
 Brigantine City  
 Cape May Point Boro.  
 Collingswood Boro.  
 Deal Boro.  
 Haddon Twp.  
 Haddonfield Boro.  
 Harvey Cedars Boro.  
 Hawthorne Boro.  
 Lambertville City  
 Long Beach Twp.  
 Longport Boro.  
 Lyndhurst Boro.  
 Margate City  
 Millville City  
 Monmouth Beach Boro.  
 Montclair Town  
 Mount Ephraim Boro.  
 North Bergen Twp.  
 Nutley Town  
 Ocean City  
 Orange City  
 Pine Valley Boro.  
 Ridgefield Park Twp.  
 Sea Isle City  
 Spotswood Boro.  
 Tavistock Boro.  
 Union City  
 Ventnor City  
 West Cape May Boro.  
 West New York Town  
 West Wildwood Boro.  
 Wildwood City  
 Wildwood Crest Boro.

1. Effective Date 1/1/74

## COUNCIL MANAGER ACT OF 1923

Asbury Park City  
 Cape May City  
 Clifton City  
 Garfield City  
 Hackensack City  
 Medford Lakes Boro.  
 Teaneck Twp.  
 Teterboro Boro.

### OPTIONAL MUNICIPAL CHARTER LAW 1950 MAYOR COUNCIL

#### PLAN A

Bridgeton City  
 Long Branch City  
 Vineland City

#### PLAN B

Brick Twp.  
 Camden City  
 Lodi Boro. 2  
 Passaic City  
 Perth Amboy City  
 Saddle Brook Twp.  
 West Orange Town

#### PLAN C

Bayonne City  
 Jersey City  
 Newark City  
 Trenton City

#### PLAN D

Delran Twp.  
 Hoboken City  
 Irvington Town  
 Paterson City 2  
 South Amboy City

2. Effective date 7/1/74

#### PLAN E

Burlington Twp. 3  
 East Brunswick Twp.  
 Edison Twp.  
 Fair Lawn Boro. 3  
 Jefferson Twp.  
 Marlboro Twp.  
 Mount Olive Twp.  
 New Brunswick City  
 Parsippany Twp.  
 Washington Twp. (Bergen)

#### PLAN F

Clark Twp.  
 Denville Twp.  
 Elizabeth City  
 Florence Twp.  
 Lincoln Park Boro.  
 Monroe Twp. (Glo.)  
 Monroe Twp. (Midd.)  
 Morristown Town 1  
 Piscataway Twp.  
 Rahway City  
 Rockaway Twp.  
 Wayne Twp.  
 Woodbridge Twp.

#### SMALL MUNICIPALITY

#### PLAN A

Berlin Twp.  
 Island Hghts. Boro. 2

#### PLAN B

Highlands Boro.  
 Keansburg Boro. 2

#### PLAN C

Chester Twp.  
 Clinton Twp.  
 Fairfield Boro.  
 West Paterson Boro.

3. Effective date 1/1/75

## COUNCIL MANAGER

#### PLAN A

Cherry Hill Twp.  
 Mount Holly Twp.  
 Ocean Twp. (Mon.)

#### PLAN B

Cedar Grove Twp.  
 Evesham Twp.  
 Newton Town  
 Phillipsburg Town  
 Ridgewood Twp.  
 Sparta Twp.

#### PLAN D

Franklin Twp. (Som.)  
 West Milford Twp.

#### PLAN E

Deptford Twp.  
 East Windsor Twp.  
 Gloucester Twp.  
 Lawrence Twp. (Mer.)  
 Livingston Twp.  
 Madison Twp.  
 Maple Shade Twp. 3  
 Matawan Twp.  
 Moorestown Twp.  
 Mount Laurel Twp.  
 Mountain Lakes Boro. 3  
 Pequannock Twp.  
 Randolph Twp.  
 Scotch Plains Twp.  
 Washington Boro.  
 Willingboro Boro.

#### SPECIAL CHARTER

Bloomfield Town  
 Hackettstown Town  
 Middletown Twp.  
 Plainfield City  
 Westfield Town

TABLE 3  
SUMMARY OF CURRENT FINANCES OF ALL MUNICIPALITIES - DECEMBER 31, 1969 to 1973  
(THOUSANDS OF DOLLARS) \*

ASSETS AND LIABILITIES	<u>1969</u>	<u>1970</u>	<u>1971</u>	<u>1972</u>	<u>1973</u>
<u>Assets</u>					
Cash	\$372,468	\$401,246	\$441,923	\$531,517	\$578,462
Taxes Receivable	108,351	116,331	123,331	130,642	136,402
Tax Title Liens	30,528	36,453	43,111	48,364	57,401
Foreclosed Property	51,936	54,081	58,024	67,890	77,807
Other Receivables	32,002	31,402	32,254	34,663	35,638
State Aid Receivable	21,680	23,032	25,402	22,010	21,466
Emergencies and Deferred Charges	<u>24,073</u>	<u>36,066</u>	<u>36,771</u>	<u>31,736</u>	<u>35,248</u>
TOTAL	<u>\$641,038</u>	<u>\$698,611</u>	<u>\$760,817</u>	<u>\$866,822</u>	<u>\$942,424</u>
<u>Liabilities</u>					
Cash Liabilities	\$215,440	\$246,472	\$277,861	\$333,383	\$346,952
Reserves for Receivables	222,817	237,313	256,720	281,800	307,248
Surplus Revenues	<u>202,781</u>	<u>214,826</u>	<u>226,236</u>	<u>251,639</u>	<u>288,224</u>
TOTAL	<u>\$641,038</u>	<u>\$698,611</u>	<u>\$760,817</u>	<u>\$866,822</u>	<u>\$942,424</u>

ASSETS AND LIABILITIES	SUMMARY OF CURRENT FINANCES OF ALL COUNTIES DECEMBER 31, 1969 to 1973				
<u>Assets</u>					
Cash	\$ 88,128	\$ 85,176	\$ 94,018	\$125,918	\$143,998
State Aid Receivable					9,111
Other Receivables	9,350	15,536	25,405	24,274	14,521
Deferred Charges and Emergencies	<u>5,143</u>	<u>11,526</u>	<u>8,394</u>	<u>4,839</u>	<u>5,826</u>
TOTAL	<u>\$102,621</u>	<u>\$112,238</u>	<u>\$127,817</u>	<u>\$155,031</u>	<u>\$173,456</u>
<u>Liabilities</u>					
Cash Liabilities	\$ 52,848	\$ 56,328	\$ 63,837	\$ 97,055	\$ 96,004
Reserves for Receivables	9,350	15,536	11,461	12,988	14,521
Surplus Revenues	<u>40,423</u>	<u>40,374</u>	<u>52,519</u>	<u>44,988</u>	<u>62,931</u>
TOTAL	<u>\$102,621</u>	<u>\$112,238</u>	<u>\$127,817</u>	<u>\$155,031</u>	<u>\$173,456</u>

\*Rounded to the nearest thousand.

TABLE 4

## SUMMARY OF EXPENDITURES AND REVENUES OF ALL COUNTY GOVERNMENTS - 1970 to 1973

<u>Expenditures</u>	<u>1970</u>	<u>1971</u>	<u>1972</u>	<u>1973</u>
General Government	\$ 42,936,135	\$ 48,445,016*	\$ 74,380,880*	\$ 88,822,691*
Judiciary	46,129,701	53,235,862	61,789,572	53,560,982
Public Safety	29,509,214	34,180,894	39,703,082	47,379,284
Public Works				
Roads and Bridges	41,724,193	44,579,101	46,269,132	53,393,993
Other	18,252,919	22,596,349	25,915,187	28,760,417
Health	124,165,870	136,693,483	151,458,455	166,140,524
Welfare	70,926,103	84,600,334	93,911,733	90,458,398
Recreation & Conservation	20,055,034	21,586,583	23,682,987	24,750,924
Education	28,521,686	38,822,165	47,292,775	53,394,124
FICA & Fringe Benefits (i.e. statutory expenditures)	28,833,745	30,619,399	31,324,817	41,624,782
Total County Functions	<u>451,054,600</u>	<u>515,360,186</u>	<u>595,728,619</u>	<u>648,286,119</u>
Capital Improvements (memo)	10,658,559	7,004,146	14,790,399	37,550,894
Debt-Principal	19,368,250	21,111,753	26,017,000	27,315,000
Interest	12,832,880	16,538,709	18,687,597	19,809,407
Deferred Charges	4,969,785	10,763,365	10,688,517	7,465,865
Reserve for Uncollected Taxes	<u>3,883,881</u>	<u>17,547</u>	<u>5,176</u>	<u>63,818</u>
Total Expenditures	<u>\$492,109,396</u>	<u>\$563,792,560</u>	<u>\$651,126,909</u>	<u>\$702,940,210</u>
<u>Revenues</u>				
Surplus (Prior Years)	\$ 27,298,549	\$ 28,911,010	\$ 41,616,345	\$ 32,782,626
Miscellaneous Revenues	103,695,515	124,807,792	158,422,940	229,402,323**
Current Tax Collections	<u>365,348,682</u>	<u>430,328,035</u>	<u>472,788,995</u>	<u>499,788,220</u>
Total Revenues	<u>\$496,342,746</u>	<u>\$584,046,837</u>	<u>\$672,828,280</u>	<u>\$761,973,169</u>

\*Includes Emergency Employment Act.

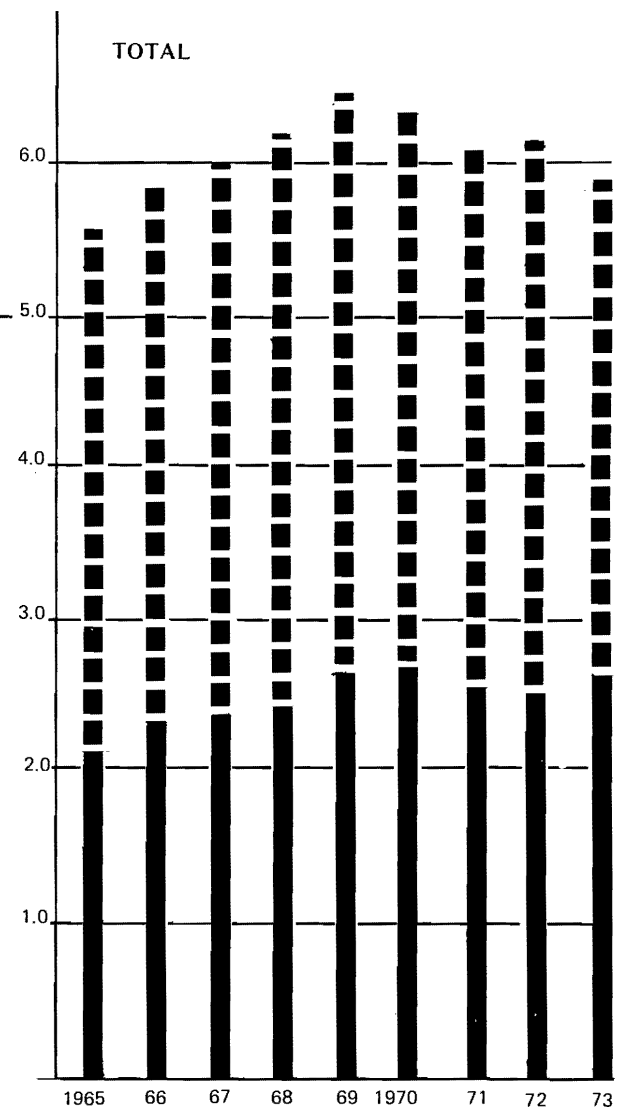
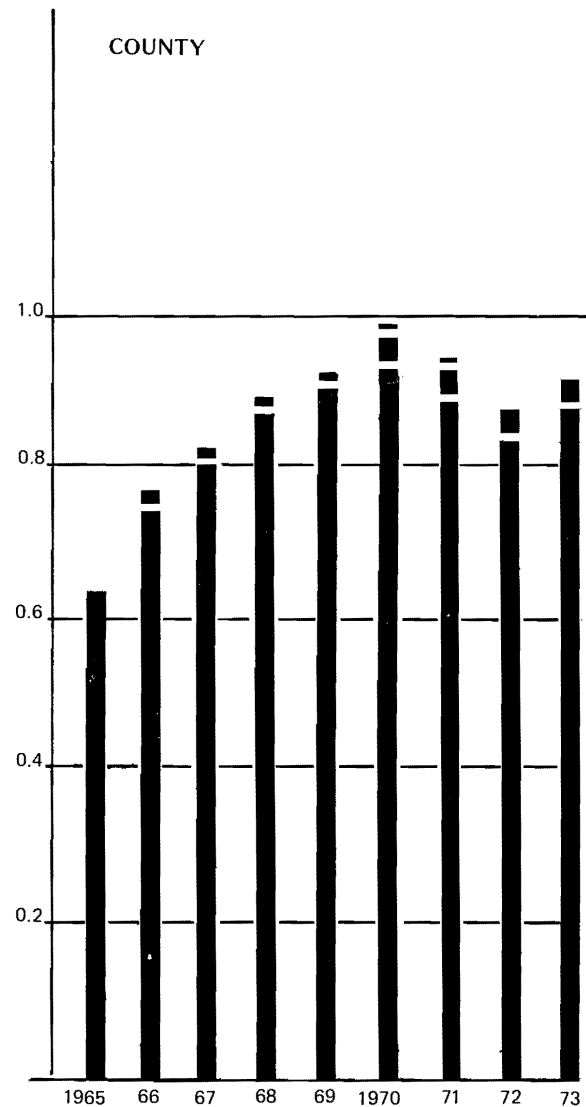
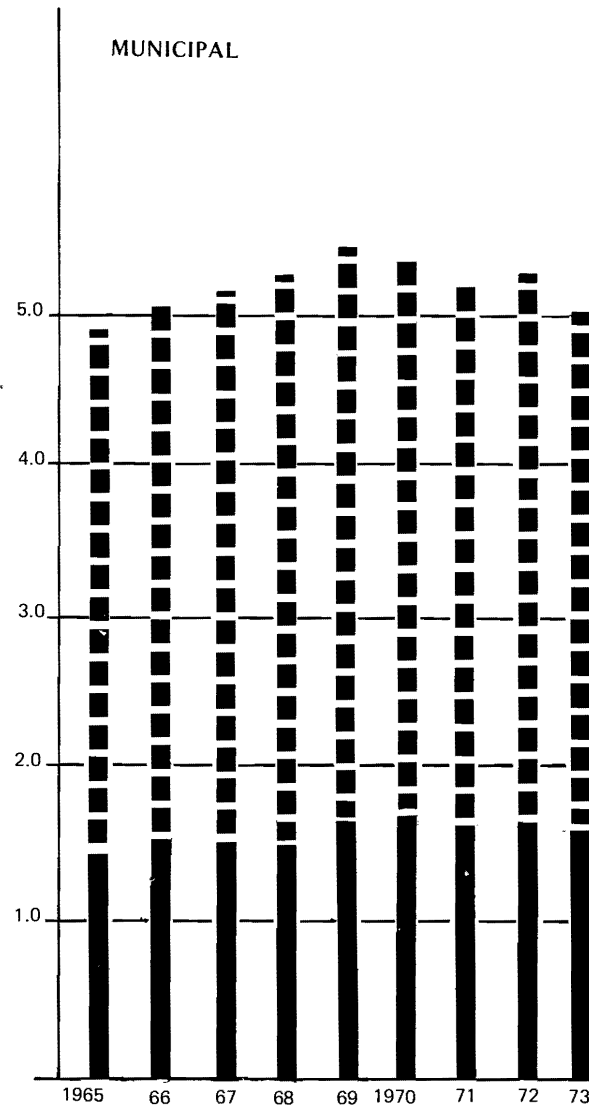
\*\*Includes State and Local Fiscal Assistance Act utilized - \$58,519,861

TABLE 5

## SUMMARY OF EXPENDITURES AND REVENUES OF ALL MUNICIPALITIES - 1969 to 1973

<u>Expenditures</u>	1969	1970	1971	1972	1973
General Government	\$ 96,188,226	\$ 120,393,345	\$ 140,019,879	\$ 182,325,950	\$ 217,178,117
Judiciary	6,732,185	7,772,646	8,947,980	10,365,918	11,726,498
Public Safety	256,008,158	297,082,353	329,641,234	360,135,152	402,263,073
Public Works					
Roads and Bridges	91,683,000	110,687,864	115,913,695	130,037,356	136,277,624
Other	83,718,793	106,162,796	123,471,560	122,951,176	144,370,373
Health	34,450,732	36,404,619	44,114,527	30,125,478	31,858,417
Welfare	16,499,302	15,709,027	10,632,474	12,831,803	12,867,125
Recreation & Conservation	31,705,299	36,999,447	44,918,370	45,123,100	50,935,843
Education	32,759,327	34,578,085	36,562,057	41,311,319	43,472,011
FICA & Fringe Benefits	74,660,857	88,260,174	90,345,605	90,180,259	98,971,914
Total Municipal Functions	724,405,879	854,050,357	941,581,900	988,651,209	1,149,920,994
Capital Improvements	38,370,841	34,855,015	35,517,584	51,052,119	80,502,444
Debt-Principal	41,959,576	46,266,911	47,720,594	54,389,023	59,076,371
Interest	27,399,372	32,846,711	38,181,208	41,496,637	47,418,369
Deferred Charges	23,240,070	24,918,853	47,878,299	39,756,298	35,685,298
Reserve for Uncollected Taxes	121,621,456	136,393,960	155,206,399	166,611,041	171,237,015
School, County, Special District Taxes	<u>1,306,356,427</u>	<u>1,485,256,493</u>	<u>1,730,687,717</u>	<u>1,890,130,092</u>	<u>2,034,602,286</u>
Total Expenditures	\$2,283,353,621	\$2,579,733,284	\$2,964,241,600	\$3,217,770,602	\$3,497,940,333
<u>Revenues</u>					
Surplus (prior years)	117,843,961	135,624,456	145,991,514	155,300,406	173,506,242
Miscellaneous Revenues	371,447,955	386,665,397	671,353,546	500,117,433	563,809,728
State Aid Revenues	55,541,351	70,454,591	90,410,057	105,598,071	100,298,150
State and Local Fiscal Assistance Act Utilized					109,326,525
Delinquent Taxes and Liens	65,385,259	78,613,153	87,960,488	94,683,266	99,819,739
Current Tax Collections	<u>1,615,192,974</u>	<u>1,857,735,760</u>	<u>2,107,940,802</u>	<u>2,323,698,669</u>	<u>2,465,654,270</u>
Total Revenues	\$2,225,411,500	\$2,529,093,357	\$3,103,656,407	\$3,179,397,845	\$3,512,414,654

# DEBT TRENDS OF NEW JERSEY MUNICIPALITIES AND COUNTIES\*



	GROSS	NET
1965	4.90	1.46
1966	5.04	1.53
1967	5.15	1.53
1968	5.22	1.52
1969	5.43	1.69
1970	5.34	1.70
1971	5.16	1.65
1972	5.22	1.68
1973	4.86	1.60

	GROSS	NET
1965	0.63	0.63
1966	0.76	0.74
1967	0.82	0.80
1968	0.89	0.87
1969	0.92	0.91
1970	0.98	0.92
1971	0.93	0.89
1972	0.87	0.83
1973	0.93	0.88

	GROSS	NET
1965	5.53	2.09
1966	5.80	2.28
1967	5.97	2.33
1968	6.11	2.39
1969	6.35	2.60
1970	6.32	2.62
1971	6.09	2.55
1972	6.09	2.51
1973	5.79	2.48

 NET  
 GROSS & NET

\*EXPRESSED AS % OF EQUALIZED VALUATION BASIS (A 3-YEAR AVERAGE OF EQUALIZED VALUATION.)

TABLE 6

## STATEWIDE TRENDS IN STATUTORY NET CAPITAL DEBT

The following statement, showing the statutory net capital debt of counties and municipalities, represents the outstanding indebtedness authorized, including issued and unissued debt. Years prior to 1965 are not included, as due to changes in the bond law, they are not comparable.

	<u>1969</u>	<u>1970</u>	<u>1971</u>	<u>1972</u>	<u>1973</u>
Municipal Gross Debt					
School	\$ 1,500,271,286	\$ 1,570,198,393	\$ 1,650,763,042	\$ 1,797,573,154	\$ 1,835,386,975
Utility	342,657,850	361,402,732	387,391,448	438,858,653	445,366,235
General	678,926,489	742,970,912	818,008,886	954,588,517	1,039,011,523
Total	\$ 2,521,855,625	\$ 2,674,572,037	\$ 2,856,163,376	\$ 3,191,020,325	\$ 3,319,764,733
Statutory Deductions	1,735,635,583	1,821,142,891	1,949,457,046	2,164,599,625	2,223,155,629
Municipal Net Capital Debt	786,220,042	853,429,146	906,706,330	1,026,420,700	1,096,609,104
Percent of Net Debt -	1.69	1.70	1.65	1.68	1.60
County Gross Debt	\$ 428,172,500	\$ 488,979,338	\$ 507,821,166	\$ 533,514,520	\$ 637,889,491
Statutory Deductions	7,368,941	29,627,566	19,256,970	26,415,771	33,586,681
County Net Capital Debt	420,803,559	459,351,772	488,564,196	507,098,749	604,302,810
Percent of Net Debt -	.91	.92	.89	.83	0.88
Total Municipal and County Debt					
Gross Capital Debt	\$ 2,950,028,125	\$ 3,163,551,375	\$ 3,363,984,544	\$ 3,724,534,845	\$ 3,957,654,224
Net Capital Debt	\$ 1,207,023,601	\$ 1,312,780,918	\$ 1,395,270,528	\$ 1,533,519,449	\$ 1,700,911,914
Percent of Net Debt	2.60	2.62	2.55	2.51	2.48
Average of Three Years' Equalized Valuation	\$46,421,375,304	\$50,035,448,469	\$54,820,363,421	\$61,079,061,733	\$68,377,936,825

TABLE 7

## TOTAL GROSS AND NET DEBT OF MUNICIPALITIES AND COUNTIES BY COUNTY FOR 1973

This table shows the total gross debt of municipalities and counties, the total net debt, and the percentage that net debt bears to the "equalized valuation basis" of the three preceding years real property.

(Amounts Rounded to Nearest Dollar)

COUNTY	G R O S S D E B T			N E T D E B T			% OF NET DEBT			EQUALIZED VALUATION BASIS
	(1) MUNICIPAL	(2) COUNTY	(3) TOTAL	(1) MUNICIPAL	(2) COUNTY	(3) TOTAL	(1) MUN.	(2) CO.	(3) TOT.	
Atlantic	\$ 74,753,203	\$ 14,005,852	\$ 88,759,055	\$ 28,702,065	\$ 13,685,894	\$ 42,387,959	1.98	.94	2.92	\$ 1,451,103,726
Bergen	391,168,420	81,402,383	472,570,803	179,686,867	81,402,383	261,089,250	1.57	.71	2.28	11,470,256,251
Burlington	133,507,486	24,915,893	158,423,379	34,306,387	24,700,997	59,007,384	1.49	1.07	2.56	2,309,300,377
Camden	154,128,374	44,849,872	198,978,246	24,833,656	38,284,516	63,118,172	.78	1.20	1.99	3,177,835,316
Cape May	41,597,354	7,654,187	49,251,541	18,301,670	5,057,624	23,359,294	1.46	.40	1.86	1,252,615,940
Cumberland	57,558,154	11,463,410	69,021,564	12,969,225	10,657,972	23,627,197	1.82	1.50	3.32	711,995,382
Essex	436,953,395	90,906,933	527,860,328	156,453,873	87,239,433	243,693,306	2.34	1.30	3.65	6,685,048,261
Gloucester	48,406,532	6,195,000	54,601,532	9,294,805	6,195,000	15,489,805	.69	.46	1.15	1,341,964,741
Hudson	266,668,200	42,928,403	309,596,603	94,489,085	40,389,727	134,878,812	2.66	1.14	3.79	3,558,227,305
Hunterdon	37,266,843	12,200	37,279,043	1,994,980	-----	1,994,980	.23	.00	.23	882,924,445
Mercer	93,790,338	36,926,000	130,716,338	29,220,886	33,741,000	62,961,886	1.19	1.37	2.55	2,464,560,316
Middlesex	333,849,173	65,661,852	399,511,025	130,786,520	63,005,197	193,791,717	2.15	1.04	3.19	6,077,360,840
Monmouth	275,413,917	36,346,893	311,760,810	93,132,731	35,546,893	128,679,624	2.11	.80	2.91	4,421,326,184
Morris	272,828,711	56,067,804	328,896,515	75,362,287	56,067,804	131,430,091	1.56	1.16	2.71	4,842,948,076
Ocean	100,987,968	11,939,000	112,926,968	28,523,524	10,175,000	38,698,524	.93	.33	1.26	3,072,178,634
Passaic	211,640,997	30,188,941	241,829,938	61,440,970	30,188,941	91,629,911	1.47	.72	2.20	4,167,400,835
Salem	12,623,360	2,539,236	15,162,596	1,596,480	1,614,236	3,210,716	.40	.40	.80	401,764,471
Somerset	104,865,966	36,056,586	140,922,552	31,323,385	32,081,586	63,404,971	1.29	1.32	2.60	2,434,159,228
Sussex	43,764,408	5,098,560	48,862,968	7,349,459	4,351,359	11,700,818	.73	.44	1.17	1,000,129,065
Union	201,121,171	29,458,950	230,580,121	70,590,538	27,479,279	98,069,817	1.18	.46	1.64	5,981,354,904
Warren	26,870,753	3,271,536	30,142,289	6,249,702	2,437,969	8,687,671	.93	.36	1.29	673,482,524
TOTAL	\$3,319,764,733	\$637,889,491	\$3,957,654,224	\$1,096,609,095	\$604,302,810	\$1,700,911,905	1.60	.88	2.48	\$68,377,936,825

# AUTHORITY DEBT - DECEMBER 31, 1973

The following tabulation represents the outstanding indebtedness of the respective Authorities of the local units. These data were taken from reports of audit filed with the Division pursuant to law. They are only as complete as the source information was available for reporting. While these Authorities operated on various fiscal year bases, the figures shown have been projected to reflect a comparable amount at December 31st.

<u>AUTHORITY</u>	<u>TYPE</u>	<u>AMOUNT</u>	<u>AUTHORITY</u>	<u>TYPE</u>	<u>AMOUNT</u>
Asbury Park City	P	\$ 675,000	Edgewater Park Township	S	\$ 200,000
Atlantic City	P	368,800	Egg Harbor Township	MU	1,760,000
Atlantic County	CI	23,805,000	Elizabeth City	P	1,460,000
Atlantic Highlands Boro	S	252,400	Essex County	CI	----
Avalon Borough	S	1,570,000	Evesham Township	MU	360,000
Bayonne City	P	----	Ewing-Lawrence Township	S	18,355,000
Bayshore Regional	S	13,700,000	Florham Park Borough	S	3,895,000
Beach Haven Borough	S	455,000	Fort Lee Borough	P	----
Beachwood Borough	S	----	Franklin Township (Som)	S	1,346,000
Bellmawr Borough	S	1,388,000	Gibbsboro Borough	MU	----
Bergen County	S	99,233,000	Gloucester City	S	850,000
Berkeley Township	S	2,900,000	Gloucester County	S	26,600,000
Berlin Township	MU	110,000	Gloucester Township	MU	5,130,000
Bernards Township	S	2,255,000	Hackettstown Town	P	----
Beverly City	S	182,000	Hackettstown Town	MU	7,120,000
Boonton Town	P	61,474	Hamilton Township (ATL)	MU	2,440,000
Brick Township	MU	8,320,000	Hammonton Town	P	3,000
Bridgewater Township	S	----	Hanover Township	S	4,700,000
Buena Borough	MU	1,400,000	Hazlet Township	S	6,500,000
Camden County	MU	1,650,000	Highland Park Borough	P	----
Carlstadt Borough	S	5,013,000	Hillsborough Township	MU	6,450,000
Cinnaminson Township	S	2,906,000	Hoboken City	P	8,500,000
Clayton Borough	S	1,080,000	Hopewell Township (Mer)	MU	----
Clementon Borough	S	1,337,000	Irvington Town	P	2,800,000
Delanco Township	S	-----	Jackson Township	MU	2,075,000
Delaware Township (Hunt)	MU	212,000	Jersey City	IN	1,590,000
Delran Township	S	2,647,000	Jersey City	P	2,640,000
Deptford Township	MU	7,450,000	Jersey City	S	27,100,000
Dover Township	S	29,370,000	Lacey Township	MU	----
Dunellen Borough	P	----	Lakewood Township	MU	----
East Brunswick Township	S	5,365,000	Lambertville City	S	900,000
East Orange City	P	----	Landis-(Vineland)	S	2,833,000
East Rutherford Borough	S	8,000,000	Laurel Springs Borough	S	444,000
East Windsor Township	MU	9,965,000	Linden-Roselle	S	1,915,000
Eatontown Borough	S	1,202,000	Lindenwold Borough	MU	3,025,000

CODE: CI-County Improvement; IN-Incinerator; MU-Municipal Utilities;  
P-Parking; S-Sewerage; R-Recreation; SWM-Solid Waste Management

AUTHORITY DEBT - DECEMBER 31, 1973 - CONTINUED

<u>AUTHORITY</u>	<u>TYPE</u>	<u>AMOUNT</u>	<u>AUTHORITY</u>	<u>TYPE</u>	<u>AMOUNT</u>
Little Falls Township	MU	----	Paterson City	P	9,325,000
Logan Township	MU	----	Paulins Kill (Warren)	S	----
Long Beach Township	S	1,796,000	Pemberton Township	MU	6,300,000
Long Branch City	S	1,956,000	Penns Grove Borough	S	1,317,000
Lopatcong Township	S	----	Pennsauken Township	S	1,800,000
Lower Township	MU	11,350,000	Pennsville Township	S	3,605,000
Lumberton Township	MU	880,000	Pequannock-Lincoln Park Frfld	S	----
Madison Township	S	8,357,500	Pequest River (Warren)	S	----
Madison Township	MU	9,059,000	Perth Amboy City	P	1,675,000
Magnolia Borough	S	303,000	Pine Hill Borough	MU	2,305,000
Manasquan River Reg.	S	175,000	Plainfield City	P	1,158,000
Manchester Township	MU	----	Pohatcong Township	S	----
Marlboro Township	MU	1,000,000	Point Pleasant Beach Boro	P	4,500
Matawan Township	MU	5,795,000	Pompton Lakes Borough	MU	4,630,000
Mercer County	CI	----	Rahway City	P	----
Metuchen Borough	P	665,000	Rahway Valley Regional	S	10,635,000
Middlesex County	S	28,369,000	Raritan Township	MU	2,890,000
Middletown Township	S	35,240,000	Ringwood Borough	S	----
Monmouth Co. Bayshore	S	3,700,000	Ringwood Borough	SWM	----
Monroe Township (Glo)	MU	1,075,000	Riverside Township	S	422,000
Monroe Township (Midd)	MU	2,870,000	Rockaway Valley Regional	S	----
Montville Township	MU	4,730,000	Rockleigh Borough	S	136,436
Morris County	MU	8,000,000	Runnemede Borough	S	951,000
Morristown Town	P	1,825,000	Ship Bottom Borough	S	485,000
Mount Holly Township	S	819,000	Somers Point City	S	2,640,000
Mount Laurel Township	MU	6,580,000	Somerset-Raritan Valley	S	5,280,000
Musconetcong (Stanhope)	S	715,000	South Monmouth Regional	S	220,000
National Park Borough	MU	575,000	South River Borough	P	5,000
Neptune Township	S	50,000	Stafford Township	MU	1,833,000
New Brunswick City	P	3,100,000	Stony Brook Regional	S	----
Newark City	P	4,700,000	Stratford Borough	S	1,225,000
Newton Town	P	118,550	Sussex County	MU	----
North Plainfield Borough	P	----	Trenton City	P	1,530,000
Northeast Monmouth County	S	20,750,000	Tuckerton Borough	MU	----
Northwest Bergen County	S	22,530,000	Union City	P	430,000
Oakford Lake	MU	----	Upper Penns Neck Township	S	1,695,000
Ocean City	P	251,000	Wanaque Borough	MU	----
Ocean County	S	6,000,000	Wanaque Valley Regional	S	----
Ocean Township (Mon.)	S	9,170,000	Warren Township	S	----
Ocean Township (Ocean)	MU	211,000	Washington Borough	P	122,050

AUTHORITY DEBT - DECEMBER 31, 1973 - CONCLUDED

<u>AUTHORITY</u>	<u>TYPE</u>	<u>AMOUNT</u>
Washington Township (G10)	MU	3,845,000
Washington Township (Morr)	MU	110,000
Waterford Township	MU	----
Weehawken Township	P	----
Western Monmouth County	MU	5,000,000
West Milford Township	MU	770,000
West New York Town	P	419,000
West Windsor Township	P	----
Weymouth Township	MU	----
Wharton Borough	S	970,000
Wildwood City	P	345,000
Willingboro Borough	MU	9,856,000
Woodbine Borough	MU	238,015
Woodstown Borough	S	58,000
Wrightstown Borough	MU	27,000

TABLE 9  
TRENDS IN CURRENT AND DELINQUENT LOCAL PROPERTY TAXES  
(AN HISTORICAL TABLE SHOWING LEVIES, COLLECTIONS, AND DELINQUENCIES SINCE 1960)

Year	C U R R E N T					D E L I N Q U E N T			
	Total Tax Levy	Cash Collections Amount	%	% of Levy Cancelled or Adjusted	Outstanding Dec. 31 Amount	%	Delinquent Taxes (All Years) *	Outstanding Dec. 31 Tax Title Liens	Foreclosed Property
1960	848,528,476	798,260,314	94.07	0.96	42,187,688	4.97	59,239,115	16,240,356	59,054,968
1961	912,677,707	851,429,188	93.28	1.75	45,328,426	4.97	66,779,878	14,697,894	59,560,406
1962	987,080,640	927,151,386	93.93	1.05	49,525,947	5.02	72,327,411	15,182,757	63,684,036
1963	1,052,458,731	990,206,841	94.08	0.98	52,040,734	4.94	77,268,151	16,222,877	64,578,199
1964	1,143,552,303	1,074,595,370	93.97	1.13	56,080,851	4.90	79,538,904	18,782,405	64,982,706
1965	1,224,061,710	1,150,565,415	94.00	1.13	59,579,955	4.87	87,975,860	20,361,390	59,523,484
1966	1,263,399,102	1,190,449,678	94.22	1.03	60,003,555	4.75	89,402,620	21,136,094	58,087,115
1967	1,435,708,258	1,349,799,399	94.01	0.88	73,385,248	5.11	104,722,596	20,908,759	60,516,430
1968	1,545,813,848	1,462,750,500	94.63	0.78	70,990,292	4.59	105,550,670	25,241,561	50,816,494
1969	1,706,031,717	1,615,192,974	94.68	.95	74,599,330	4.37	108,351,141	30,527,868	51,935,697
1970	1,965,610,339	1,857,735,761	94.51	.98	88,834,447	4.51	116,331,182	36,453,999	54,080,687
1971	2,228,700,613	2,107,940,802	97.78	0.64	96,297,126	4.32	123,331,414	43,110,986	58,023,891
1972	2,452,254,384	2,323,698,669	94.76	0.55	102,686,227	4.19	130,638,352	48,363,795	67,890,472
1973	2,598,745,142	2,465,654,270	94.87	0.57	108,651,329	4.18	136,402,145	57,401,373	77,806,556

\*Includes December 31st figures of current year.

TABLE 10

## SPECIAL DISTRICT TAXES LEVIED IN 1973

This table presents a tabulation of special district taxes levied upon a portion of the municipalities listed for the specific services - Fire, (G) Garbage, (L) Light, (W) Water. These taxes and obligations are the sole responsibility of the special districts; operations cause no liability for the balance of the municipality. The parenthetical figures denote the number of districts.

MUNICIPALITY	FIRE	OTHER	TOTAL TAX LEVY	MUNICIPALITY	FIRE	OTHER	TOTAL TAX LEVY
Berlin Twp (1)	22,625.00		(1) 22,625.00	Jefferson Twp		L (5) 4,350.00	(5) 4,350.00
Brick Twp (3)	287,270.00		(3) 287,270.00	Lower Twp (3)	49,615.00		(3) 49,615.00
Bridgewater Twp (4)	122,870.00	G (1) 44,424.00	(5) 167,294.00	Madison Twp (1)	419,750.70	G (1) 195,000.00	(2) 614,750.70
Buena Boro (2)	20,200.00		(2) 20,200.00	Manalapan Twp (2)	72,822.00		(2) 72,822.00
Buena Vista Twp (1)	44,400.00	L (1) 9,590.00	(2) 53,990.00	Mansfield Twp (Bur1) (1)	1,200.00		(1) 1,200.00
Burlington Twp (1)	16,690.77		(1) 16,690.77	Marlboro Twp (3)	174,631.00		(3) 174,631.00
Cherry Hill Twp (7)	861,903.00		(7) 861,903.00	Matawan Twp (2)	162,199.00		(2) 162,199.00
Chester Twp (1)	1,375.00		(1) 1,375.00	Maurice River Twp (1)	2,500.00		(1) 2,500.00
Chesterfield Twp (2)	20,729.50		(2) 20,729.50	Middle Twp (3)	79,025.00		(3) 79,025.00
Commercial Twp (3)	39,850.00	L (3) 15,000.00	(6) 54,850.00	Middletown Twp		G (7) 523,444.14	(7) 523,444.14
Delanco Twp (1)	22,000.00		(1) 22,000.00	Montville Twp (1)	162,132.46		(1) 162,132.46
Delran Twp (1)	106,557.80		(1) 106,557.80	Moorestown Twp (2)	135,348.50		(2) 135,348.50
Dennis Twp (1)	5,800.00	L (2) 3,750.00	(3) 9,550.00	Mount Olive Twp		G (1) 158,766.67	
Deptford Twp (1)	140,782.00		(1) 140,782.00	Mount Olive Twp		L (2) 16,634.98	(3) 175,401.65
Dover Twp (2)	417,050.00		(2) 417,050.00	Neptune Twp (2)	262,590.09		(2) 262,590.09
Downe Twp (3)	18,516.25		(3) 18,516.25	Ocean Twp (Mon) (2)	218,500.00		(2) 218,500.00
Edgewater Park Twp (1)	13,810.00		(1) 13,810.00	Parsippany-Troy Hills (6)	278,521.21	G (2) 497,280.00	(8) 775,801.21
Edison Twp		G (1) 925,178.58	(1) 925,178.58	Piscataway Twp (3)	326,058.00		(3) 326,058.00
Evesham Twp (1)	104,950.00		(1) 104,950.00	Pittsgrove Twp (3)	24,795.00	L (4) 4,500.00	(7) 29,295.00
Franklin Twp (Glo) (4)	52,390.00		(4) 52,390.00	Princeton Twp		G (5) 34,000.00	(5) 34,000.00
Franklin Twp (Som) (3)	107,025.25		(3) 107,025.25	Randolph Twp		L (1) 12,500.00	(1) 12,500.00
Freehold Twp (2)	97,450.00		(2) 97,450.00	Readington Twp (1)	1,000.00		(1) 1,000.00
Gloucester Twp (4)	282,805.22		(4) 282,805.22	Sparta Twp		W (1) 6,000.00	(1) 6,000.00
Haddon Twp (4)	97,700.00		(4) 97,700.00	Upper Twp (4)	33,982.50		(4) 33,982.50
Hamilton Twp (Mer) (9)	595,749.78		(9) 595,749.78	Vineland City		G (1) 161,850.30	(1) 161,850.30
Hanover Twp (1)	110,100.14		(1) 110,100.14	Voorhees Twp (4)	97,875.86	W (3) 7,300.00	(7) 105,175.86
Harding Twp		L (1) 1,400.00	(1) 1,400.00	Wall Twp (3)	66,673.00		(3) 66,673.00
Harrison Twp (1)	4,000.00		(1) 4,000.00	Washington Twp (Glo) (1)	146,900.00		(1) 146,900.00
Howell Twp (5)	192,754.34		(5) 192,754.34	Washington Twp (Mor)		L (1) 1,800.00	(1) 1,800.00
Jackson Twp (4)	128,250.00	L (1) 34,000.00	(5) 162,250.00	Wayne Twp		L (1) 6,480.57	(1) 6,480.57
				Woodbridge Twp (12)	1,356,571.94		(12) 1,356,571.94
				TOTALS	8,008,295.31	2,792,613.28	10,800,908.59

TABLE 11  
EQUALIZED PROPERTY TAX RATES

The equalized property tax rates for selected years are shown below for all municipalities by County area. These tax rates are the result of multiplying the general tax rate by the ratio of assessed to true value as certified by the Director of Taxation on October 1st of each year pursuant to statute. Thus, the table shows the tax rate that would be applied if the assessment level were 100 percent. This permits ready comparison of the tax trends of New Jersey's local units.

ATLANTIC COUNTY	1960	1965	1970	1971	1972	1973		1960	1965	1970	1971	1972	1973
Absecon City	1.95	2.75	3.68	3.63	3.43	3.10	Elmwood Park Boro	2.19	2.28	2.28	2.47	2.58	2.28
Atlantic City	3.24	3.78	5.05	5.13	5.18	5.11	East Rutherford Boro	1.68	1.78	2.29	2.57	2.50	2.11
Brigantine City	2.19	2.48	3.34	2.85	2.98	2.78	Edgewater Boro	3.85	2.19	2.14	1.95	1.71	1.83
Buena Boro	2.73	2.36	3.69	2.53	2.83	3.76	Emerson Boro	2.09	2.84	3.37	3.45	3.41	3.13
Buena Vista Twp	2.23	2.43	4.20	3.56	3.77	4.16	Englewood City	2.39	2.65	3.78	3.97	3.83	3.85
Corbin City	2.49	2.47	3.09	2.81	2.69	2.83	Englewood Cliffs Boro	1.27	1.65	1.84	1.75	1.77	1.66
Egg Harbor City	4.16	5.25	5.80	5.80	5.23	4.84	Fair Lawn Boro	2.44	2.58	2.99	3.05	3.03	2.98
Egg Harbor Twp	2.33	2.74	2.55	3.07	2.97	2.69	Fairview Boro	2.07	1.80	2.21	2.10	2.19	2.03
Estell Manor City	2.01	4.03	3.01	2.71	2.79	2.18	Fort Lee Boro	1.63	1.83	1.98	2.32	2.19	2.03
Folsom Boro	1.59	2.03	3.40	3.41	3.32	3.15	Franklin Lakes Boro	1.81	2.26	2.53	2.57	2.55	2.53
Galloway Twp	2.57	3.12	3.83	4.25	3.72	3.19	Garfield City	2.81	2.20	2.50	2.43	2.37	2.20
Hamilton Twp	1.76	3.10	3.57	3.77	2.54	2.79	Glen Rock Boro	2.90	3.41	3.81	3.74	3.79	3.57
Hammonton Town	1.89	2.90	3.91	3.84	3.67	3.67	Hackensack City	2.14	2.33	2.95	3.19	3.12	3.23
Linwood City	2.47	2.86	3.62	3.85	4.11	3.96	Harrington Park Boro	2.13	2.64	3.48	3.44	3.44	3.15
Longport Boro	2.05	2.49	2.08	2.25	2.02	2.10	Hasbrouck Heights Boro	2.04	2.17	2.63	2.54	2.59	2.41
Margate City	2.09	2.76	2.77	2.63	2.82	2.59	Haworth Boro	2.35	2.90	3.31	3.29	3.62	3.27
Mullica Twp	2.00	2.65	3.53	4.08	4.07	4.20	Hillsdale Boro	2.26	2.80	3.69	3.61	3.56	3.51
Northfield City	2.47	2.74	3.69	3.90	3.97	3.79	Hohokus Boro	1.79	2.09	2.49	2.43	2.67	2.54
Pleasantville City	3.33	4.63	5.44	5.13	4.51	4.08	Leonora Boro	2.08	2.57	3.08	3.30	3.28	3.04
Port Republic City	1.83	2.12	2.85	3.16	2.25	2.10	Little Ferry Boro	2.18	1.87	2.49	2.46	2.44	2.34
Somers Point City	2.15	2.53	3.43	3.90	3.83	3.53	Lodi Boro	2.66	2.49	2.90	2.93	3.02	2.59
Ventnor City	2.96	3.24	3.55	3.36	3.11	2.88	Lyndhurst Twp	1.90	1.97	2.36	2.16	1.76	1.66
Weymouth Twp	2.62	3.14	3.05	3.77	3.56	3.51	Mahwah Twp	1.82	2.20	2.32	2.62	2.48	2.57
							Maywood Boro	2.19	2.37	3.00	3.16	3.17	2.95
							Midland Park Boro	2.40	2.71	3.90	4.02	3.77	3.43
BERGEN COUNTY													
Allendale Boro	2.14	2.60	3.33	3.41	3.62	3.52	Montvale Boro	2.23	2.32	2.72	2.76	2.92	3.02
Alpine Boro	1.20	1.69	1.94	1.65	1.67	1.65	Moonachie Boro	1.75	1.80	1.40	1.55	1.62	1.32
Bergenfield Boro	2.25	2.68	3.54	3.59	3.57	3.49	New Milford Boro	1.88	2.79	3.27	3.40	3.39	3.09
Bogota Boro	2.21	2.30	3.27	3.45	3.34	3.21	North Arlington Boro	2.09	1.82	2.65	2.62	2.47	2.26
Carlstadt Boro	1.38	1.22	1.62	1.27	1.68	1.49	Northvale Boro	1.70	2.02	3.08	3.04	3.05	2.85
Cliffside Pk Boro	2.12	2.29	2.89	2.47	2.49	2.51	Norwood Boro	1.78	2.15	2.96	2.84	2.88	2.78
Closter Boro	2.31	2.73	3.30	3.31	3.09	2.94	Oakland Boro	2.27	3.07	3.83	3.90	4.04	3.77
Cresskill Boro	2.21	2.73	2.69	2.87	3.04	2.96	Old Tappan Boro	1.99	2.40	3.02	3.06	2.87	2.88
Demarest Boro	2.31	2.56	3.29	3.26	3.10	3.19	Oradell Boro	1.89	2.06	2.67	2.77	2.74	2.65
Dumont Boro	2.31	2.81	3.41	3.49	3.54	3.43	Palisades Park Boro	2.06	2.11	2.84	2.86	2.71	2.51

TABLE 11

## EQUALIZED PROPERTY TAX RATES

## BERGEN COUNTY (continued).

	1960	1965	1970	1971	1972	1973		1960	1965	1970	1971	1972	1973
Paramus Boro	1.97	2.11	2.47	2.59	2.60	2.53	Hainesport Twp	2.75	2.99	4.03	4.22	3.61	3.17
Park Ridge Boro	1.99	2.90	3.46	3.84	3.81	3.50	Lumberton Twp	1.73	2.37	4.46	4.01	4.00	3.32
Ramsey Boro	2.13	2.61	3.26	3.31	3.09	2.88	Mansfield Twp	1.53	1.77	2.61	2.51	2.50	2.23
Ridgefield Boro	1.42	.63	.97	1.11	1.10	1.00	Maple Shade Twp	3.70	2.90	3.80	3.83	3.44	2.85
Ridgefield Park Twp	2.17	2.68	3.55	3.45	3.33	3.22	Medford Twp	2.64	2.43	3.26	3.32	3.15	3.14
Ridgewood Twp	2.38	3.14	3.75	3.95	3.94	3.84	Medford Lakes Boro	2.01	2.98	3.67	3.95	3.72	3.56
River Edge Boro	2.57	2.74	3.16	3.17	2.97	2.91	Moorestown Twp	1.88	3.23	3.83	3.78	3.49	3.40
River Vale Twp	2.18	2.81	3.75	3.75	3.69	3.47	Mount Holly Twp	2.50	3.76	4.77	4.97	4.84	4.44
Rochelle Park Twp	1.72	2.19	2.25	2.42	2.34	2.10	Mount Laurel Twp	2.48	2.83	3.56	3.66	3.38	3.49
Rockleigh Boro	.92	.72	.55	.65	.53	.63	New Hanover Twp	.22	.46	.87	.66	1.04	1.37
Rutherford Boro	2.15	2.38	2.93	3.01	2.90	2.74	North Hanover Twp	3.08	1.27	2.40	2.22	1.99	1.69
Saddle Brook Twp	2.11	2.41	2.67	2.60	2.69	2.41	Palmyra Boro	2.45	3.02	3.53	3.39	3.08	2.96
Saddle River Boro	1.26	1.48	1.68	1.69	1.67	1.65	Pemberton Boro	1.86	3.44	3.88	3.41	2.86	2.78
South Hackensack Twp	1.79	1.42	1.61	1.91	1.95	1.98	Pemberton Twp	1.74	1.56	2.43	2.76	2.63	2.48
Teaneck Twp	2.30	2.63	3.46	3.61	3.73	3.77	Riverside Twp	2.23	2.80	3.42	3.28	3.20	2.97
Tenafly Boro	2.06	2.58	2.96	3.14	3.23	3.28	Riverton Boro	1.73	3.19	3.90	3.85	3.56	3.18
Teterboro Boro	.81	.30	.74	.68	.68	.69	Shamong Twp	1.55	2.93	3.08	3.89	3.30	3.09
Upper Saddle River	1.51	2.33	3.13	3.12	3.07	2.78	Southampton Twp	1.47	2.31	2.96	3.13	2.64	2.23
Waldwick Boro	2.35	2.97	4.11	4.57	4.48	4.36	Springfield Twp	1.55	1.24	2.43	2.69	2.64	2.58
Wallington Boro	2.35	2.09	2.06	2.02	1.96	1.89	Tabernacle Twp	2.46	2.73	3.50	3.30	2.88	3.15
Washington Twp	2.34	2.50	3.00	3.07	3.16	3.26	Washington Twp	2.10	1.84	1.85	1.93	2.68	1.79
Westwood Boro	2.51	2.72	3.15	3.18	3.14	3.12	Westampton Twp	2.64	3.08	3.84	3.70	3.71	3.02
Woodcliff Lake Boro	2.47	3.07	3.77	3.45	3.29	3.39	Willingboro Twp	2.85	3.58	4.56	4.36	4.02	3.90
Wood-Ridge Boro	1.46	1.67	2.01	2.09	1.98	1.84	Woodland Twp	1.87	2.22	2.55	3.29	3.13	2.82
Wyckoff Twp	2.03	2.62	2.94	3.07	3.06	3.02	Wrightstown Boro	1.60	1.14	2.07	2.10	2.34	2.22

## BURLINGTON COUNTY

Bass River Twp	2.27	2.76	2.67	2.79	2.57	2.37	Audubon Boro	2.68	2.61	3.54	3.86	3.91	3.65
Beverly City	2.49	2.81	3.80	4.16	4.00	3.93	Audubon Park Boro	6.49	7.26	8.60	9.78	10.21	10.11
Bordentown City	2.52	2.87	4.27	4.61	4.59	4.47	Barrington Boro	2.45	3.11	3.49	3.68	3.34	3.45
Bordentown Twp	1.69	2.52	2.89	3.24	3.20	2.85	Bellmawr Boro	2.41	2.88	3.61	3.71	3.86	3.08
Burlington City	1.26	1.56	2.25	2.36	2.30	2.22	Berlin Boro	2.62	2.78	3.30	3.38	3.61	3.25
Burlington Twp	1.94	2.46	3.01	3.54	2.91	2.49	Berlin Twp	3.03	3.16	4.69	3.92	4.09	3.35
Chesterfield Twp	2.44	1.74	3.43	3.16	2.93	2.82	Brooklawn Boro	2.38	2.90	2.77	3.40	3.18	3.26
Cinnaminson Twp	1.91	2.52	3.52	3.74	3.33	3.21	Camden City	4.01	4.79	6.51	5.27	6.54	6.08
Delanco Twp	2.51	3.43	3.36	3.26	3.46	2.89	Cherry Hill Twp	2.21	2.93	3.84	3.77	3.98	3.80
Delran Twp	1.98	2.63	3.26	3.44	3.34	3.04	Chesilhurst Boro	3.20	3.53	6.10	3.95	5.66	3.80
Eastampton Twp	2.19	2.45	4.18	4.18	4.10	3.64	Clementon Boro	2.20	3.40	4.45	4.02	4.45	3.26
Edgewater Park Twp	1.86	2.69	3.49	3.65	3.63	3.14	Collingswood Boro	2.18	3.35	4.00	3.80	3.77	3.60
Evesham Twp	1.65	2.28	2.63	2.85	2.95	2.79	Gibbsboro Boro	2.44	3.57	3.92	4.31	4.13	3.74
Fieldsboro Boro	2.44	3.13	3.12	3.93	3.95	4.01	Gloucester City	2.67	3.77	3.42	3.74	4.05	3.81
Florence Twp	2.78	2.56	3.14	3.18	3.33	2.85	Gloucester Twp	2.57	3.07	3.85	4.26	3.87	3.47

TABLE 11

## EQUALIZED PROPERTY TAX RATES

## CAMDEN COUNTY (continued)

	1960	1965	1970	1971	1972	1973	CUMBERLAND COUNTY	1960	1965	1970	1971	1972	1973
Haddon Twp	2.32	3.35	3.87	3.60	3.58	3.29	Bridgeton City	2.52	3.80	4.98	5.03	5.02	4.96
Haddonfield Boro	2.22	2.86	3.58	3.59	3.58	3.32	Commercial Twp	2.62	3.90	4.68	4.52	3.92	3.45
Haddon Heights Boro	2.39	3.02	3.69	3.78	3.75	3.33	Deerfield Twp	2.39	2.91	3.56	2.90	3.25	4.11
Hi-Nella Boro	3.76	3.21	2.64	3.17	2.89	3.38	Downe Twp	2.46	3.07	3.44	4.19	4.64	4.36
Laurel Springs Boro	2.57	2.76	3.44	3.19	3.51	3.22	Fairfield Twp	1.86	3.03	3.61	3.57	3.73	3.11
Lawnside Boro	3.83	3.44	3.02	3.19	4.29	4.60	Greenwich Twp	1.98	3.24	3.51	3.38	3.76	4.38
Lindenwold Boro	3.28	3.50	4.10	3.91	3.72	3.21	Hopewell Twp	2.11	2.51	3.14	3.59	3.54	3.45
Magnolia Boro	3.34	3.90	3.89	4.10	4.06	3.40	Lawrence Twp	2.47	3.62	4.32	4.99	4.54	4.43
Merchantville Boro	2.38	2.92	3.44	3.49	3.64	3.63	Maurice River Twp	1.89	2.99	3.30	3.72	3.87	3.51
Mount Ephraim Boro	2.45	2.69	3.34	3.11	3.41	3.08	Millville City	2.30	3.28	4.67	4.57	4.70	4.06
Oaklyn Boro	2.57	2.99	3.55	3.53	3.24	3.12	Shiloh Boro	2.47	3.34	3.53	4.32	3.47	3.76
Pennsauken Twp	1.98	2.31	3.05	2.96	3.23	2.95	Stow Creek Twp	2.46	3.01	4.02	3.05	3.63	3.36
Pine Hill Boro	3.13	4.76	5.43	4.84	4.88	3.61	Upper Deerfield Twp	2.08	2.72	3.17	3.22	2.38	2.79
Pine Valley Boro	1.59	1.80	2.56	2.59	2.74	2.90	Vineland City	2.13	2.92	3.93	4.12	3.95	4.05
Runnemede Boro	.00	.00	3.36	3.42	3.32	3.13							
Somerdale Boro	3.11	3.34	3.60	3.99	4.06	3.83	ESSEX COUNTY						
Stratford Boro	3.13	2.94	3.55	3.70	3.51	3.20	Belleville Town	3.08	3.21	4.27	4.49	4.47	4.26
Tavistock Boro	1.69	1.28	1.72	1.84	1.65	1.59	Bloomfield Town	2.93	3.56	4.12	4.24	4.29	4.23
Voorhees Twp	2.30	3.16	2.94	3.19	2.37	2.72	Caldwell Boro	3.24	3.72	4.52	4.92	4.49	4.34
Waterford Twp	2.80	3.12	4.59	4.32	3.67	3.12	Cedar Grove Twp	2.07	3.56	3.93	3.94	3.47	3.23
Winslow Twp	2.80	3.06	4.07	3.52	3.87	3.35	East Orange City	2.81	4.35	6.83	7.32	7.11	7.26
Woodlynne Boro	2.59	3.85	4.41	4.28	4.48	4.24	Essex Fells Boro	3.52	3.11	3.31	3.49	3.37	3.23
							Fairfield Boro	2.95	2.32	3.13	3.70	3.33	2.98
CAPE MAY COUNTY							Glen Ridge Boro	3.07	3.89	5.98	6.13	6.03	5.85
Avalon Boro	1.79	1.86	2.02	1.85	2.01	1.75	Irvington Town	3.36	3.42	4.85	5.45	5.39	5.07
Cape May City	3.70	3.53	3.98	4.17	3.71	2.99	Livingston Twp	2.80	3.41	3.66	3.86	3.61	3.23
Cape May Boro	2.19	2.47	1.88	2.00	2.18	1.70	Maplewood Twp	2.90	3.53	4.57	4.97	5.01	4.75
Dennis Twp	1.74	2.49	2.39	2.34	2.65	2.26	Millburn Twp	2.06	2.52	3.05	3.33	3.33	3.06
Lower Twp	1.80	2.15	2.69	2.88	2.80	2.61	Montclair Town	3.20	3.92	4.76	4.96	5.17	4.89
Middle Twp	2.05	2.34	3.05	3.31	3.07	2.88	Newark City	4.89	5.64	6.79	7.20	7.65	7.16
North Wildwood City	2.17	2.17	2.38	2.48	2.31	2.07	North Caldwell Boro	2.59	3.36	4.31	4.71	4.66	4.46
Ocean City	1.65	2.08	2.60	2.45	2.47	2.11	Nutley Town	2.65	2.88	3.61	3.70	3.79	3.62
Sea Isle City	1.88	2.12	2.30	2.34	2.00	1.72	Orange City	3.87	4.25	6.20	6.99	6.76	7.30
Stone Harbor Boro	1.43	1.56	1.25	1.17	1.15	1.07	Roseland Boro	2.45	3.01	3.46	3.87	4.11	4.02
Upper Twp	1.49	.92	.77	.73	.65	.57	South Orange Vill	2.94	3.48	4.53	5.06	5.20	5.07
West Cape May Boro	3.26	3.79	3.90	4.33	3.51	3.27	Verona Boro	2.71	3.28	4.02	4.23	3.98	3.84
West Wildwood Boro	2.11	2.60	2.63	2.55	2.29	2.35	West Caldwell Boro	2.97	3.45	4.05	4.13	4.06	3.91
Wildwood City	2.03	2.12	2.81	3.05	3.07	3.08	West Orange Town	2.99	3.42	4.51	4.86	4.60	4.52
Wildwood Crest Boro	1.63	1.98	2.10	1.99	2.00	1.93							
Woodbine Boro	2.83	3.70	4.87	4.95	6.28	4.48							

TABLE 11  
EQUALIZED PROPERTY TAX RATES

GLoucester	1960	1965	1970	1971	1972	1973	HUNTERDON COUNTY	1960	1965	1970	1971	1972	1973
Clayton Boro	3.47	3.92	3.99	3.60	3.64	3.32	Alexandria Twp	2.34	2.40	2.76	2.73	3.23	3.33
Deptford Twp	2.06	2.99	3.50	2.93	3.53	3.24	Bethlehem Twp	1.55	2.19	2.92	2.94	2.96	3.17
East Greenwich Twp	2.05	2.26	2.88	2.94	2.78	2.82	Bloomsbury Boro	2.47	2.53	3.30	3.10	3.02	3.12
Elk Twp	2.40	3.66	2.83	3.34	3.11	2.66	Califon Boro	2.05	2.82	3.55	3.28	3.20	3.06
Franklin Twp	2.58	3.08	4.53	3.97	3.53	3.01	Clinton Town	2.37	2.61	3.54	3.82	3.27	3.78
Glassboro Boro	1.97	3.70	4.29	4.30	4.05	4.03	Clinton Twp	2.04	2.28	3.41	3.23	3.12	3.13
Greenwich Twp	.83	1.40	2.68	2.16	1.82	1.84	Delaware Twp	1.43	1.31	3.16	3.21	3.10	2.83
Harrison Twp	3.35	3.17	3.37	3.30	3.63	1.94	East Amwell Twp	1.63	1.99	2.66	2.69	2.99	2.71
Logan Twp	1.87	1.70	2.76	2.55	2.78	2.74	Flemington Boro	2.00	2.75	3.31	2.79	2.77	3.38
Mantua Twp	3.47	3.59	4.08	3.84	3.30	3.00	Franklin Twp	1.93	2.04	2.98	2.92	2.46	2.33
Monroe Twp	2.28	3.02	2.95	4.08	3.84	3.12	Frenchtown Boro	2.71	3.75	4.41	4.44	3.11	2.98
National Park Boro	2.21	3.25	3.72	4.07	3.60	3.63	Glen Gardner Boro	2.52	2.58	3.80	4.00	3.94	3.68
Newfield Boro	2.32	2.96	3.64	3.41	3.22	3.91	Hampton Boro	2.24	2.65	4.70	4.99	4.37	3.55
Paulsboro Boro	3.03	3.55	3.97	3.94	3.86	3.90	High Bridge Boro	2.27	2.95	3.55	4.12	3.98	3.90
Pitman Boro	2.57	3.09	3.69	4.35	4.12	3.62	Holland Twp	.31	.68	1.26	1.34	1.20	1.60
South Harrison Twp	1.91	2.78	3.48	3.32	3.62	3.59	Kingwood Twp	2.11	2.04	3.12	2.80	2.48	2.52
Swedesboro Boro	1.96	3.22	3.98	3.84	4.12	3.72	Lambertville City	4.19	3.85	4.46	4.86	4.21	3.60
Washington Twp	1.77	3.28	3.86	3.79	3.76	3.07	Lebanon Boro	1.57	2.25	2.98	3.13	3.50	2.89
Wenonah Boro	2.20	3.17	3.32	3.52	3.31	3.17	Lebanon Twp	1.75	2.07	2.83	2.99	2.40	2.25
West Deptford Twp	1.68	2.53	3.22	2.69	2.76	2.79	Milford Boro	1.62	1.60	2.75	2.52	3.05	2.78
Westville Boro	2.35	2.94	3.76	3.46	3.41	2.97	Raritan Twp	1.91	1.79	3.21	3.20	2.96	2.72
Woodbury City	2.02	2.80	3.78	3.61	4.07	3.81	Readington Twp	2.01	2.57	3.40	3.39	3.09	2.77
Woodbury Heights Boro	1.75	2.08	2.73	2.77	2.55	2.37	Stockton Boro	2.28	2.37	3.12	2.44	2.58	2.38
Woolwich Twp	1.43	2.28	3.04	2.61	2.70	3.66	Tewksbury Twp	1.80	1.94	2.64	2.65	2.53	2.66
							Union Twp	1.81	1.74	2.93	2.74	3.04	2.71
HUDSON COUNTY							West Amwell Twp	1.61	1.51	2.55	2.20	2.44	2.62
Bayonne City	3.87	3.76	3.98	4.64	4.74	4.95	MERCER COUNTY						
East Newark Boro	3.19	2.76	4.85	4.63	3.47	4.09	East Windsor Twp	1.61	2.87	3.87	3.78	2.89	3.07
Guttenberg Town	4.11	3.39	3.46	3.69	3.93	3.72	Ewing Twp	2.05	2.34	3.38	3.45	3.15	3.19
Harrison Town	2.76	2.13	3.08	4.47	3.28	3.58	Hamilton Twp	2.52	2.60	3.08	3.19	3.14	2.94
Hoboken City	7.14	9.34	7.91	7.69	8.36	7.59	Hightstown Boro	2.66	3.34	4.44	4.22	3.40	3.57
Jersey City	5.52	4.64	7.18	6.81	7.05	5.95	Hopewell Boro	2.25	2.86	3.73	3.69	3.39	3.51
Kearny Town	2.99	2.24	2.92	2.89	3.03	2.63	Hopewell Twp	2.20	2.79	2.94	2.57	2.91	2.57
North Bergen Twp	3.83	3.79	3.96	4.09	4.27	3.99	Lawrence Twp	1.97	2.71	3.53	3.56	3.23	3.11
Secaucus Town	1.36	1.42	2.94	2.56	2.55	2.67	Pennington Boro	2.96	3.15	3.64	3.83	3.21	3.04
Union City	6.43	5.81	6.96	6.11	5.84	5.79	Princeton Boro	1.78	2.04	2.86	2.98	3.04	2.83
Weehawken Twp	2.84	3.46	3.78	4.21	4.84	4.67	Princeton Twp	2.01	2.70	3.01	3.18	3.19	3.10
West New York Town	5.28	4.97	6.42	6.05	5.86	5.69	Trenton City	3.50	5.13	7.05	6.82	6.56	6.49
							Washington Twp	1.09	2.42	3.44	3.02	2.51	2.58
							West Windsor Twp	2.35	2.19	2.70	2.85	2.90	3.24

TABLE 11

## EQUALIZED PROPERTY TAX RATES

MIDDLESEX COUNTY -	1960	1965	1970	1971	1972	1973		1960	1965	1970	1971	1972	1973
Carteret Boro	2.74	2.62	3.76	3.49	3.12	3.05	Freehold Twp	2.62	2.81	3.96	4.20	3.96	3.71
Cranbury Twp	1.94	1.98	2.81	2.89	2.64	2.23	Highland Boro	3.13	3.50	4.65	4.90	5.06	4.42
Dunellen Boro	2.16	2.75	3.48	3.54	3.63	3.37	Holmdel	2.02	.80	2.46	3.05	2.78	3.01
East Brunswick Twp	2.44	3.16	3.51	3.92	3.66	3.63	Howell Twp	3.68	3.13	3.19	3.49	3.43	3.84
Edison Twp	1.83	2.04	2.75	2.95	2.84	2.53	Interlaken Boro	2.52	2.49	2.64	2.37	2.29	2.27
Helmetta Boro	1.52	1.52	2.88	2.72	2.69	2.52	Keansburg Boro	2.95	3.10	4.56	4.49	4.55	4.20
Highland Park Boro	2.84	3.28	3.44	3.73	3.96	3.95	Keyport Boro	2.73	3.58	4.26	4.31	4.42	4.04
Jamesburg Boro	3.29	3.26	3.90	4.00	3.34	3.20	Little Silver Boro	2.46	2.48	3.38	3.41	3.38	3.43
Madison Twp	1.99	2.80	4.24	4.39	4.17	3.92	Loch Arbour Vill	5.01	4.31	5.34	5.28	5.47	5.20
Metuchen Boro	2.89	3.00	3.71	3.63	3.61	3.65	Long Branch City	3.10	3.51	4.53	4.31	4.11	3.96
Middlesex Boro	2.48	2.76	3.27	3.08	3.15	3.03	Manalapan Twp	2.66	2.97	3.76	4.06	4.01	3.82
Milltown Boro	1.73	2.15	2.58	2.35	2.63	2.38	Manasquan Boro	2.09	2.28	2.71	2.85	2.70	2.61
Monroe Twp	2.03	2.76	2.33	2.35	2.46	2.17	Marlboro Twp	2.91	2.77	3.51	3.68	4.11	3.61
New Brunswick City	2.32	3.04	3.73	3.87	3.62	3.45	Matawan Boro	2.49	2.78	3.83	3.88	3.72	3.46
North Brunswick Twp	1.38	1.68	2.51	2.15	2.36	2.24	Matawan Twp	2.76	2.82	4.02	4.42	4.25	4.04
Perth Amboy City	3.35	3.64	4.64	5.00	3.98	3.57	Middletown Twp	2.18	2.92	3.59	3.31	3.04	2.91
Piscataway Twp	2.13	2.60	3.22	3.50	3.49	2.99	Millstone Twp	3.87	2.72	3.01	3.32	3.15	2.79
Plainsboro Twp	1.03	1.22	2.13	1.57	1.89	1.54	Monmouth Beach Boro	2.70	3.05	3.99	3.94	3.87	3.39
Sayreville Boro	1.40	1.77	2.54	2.75	2.43	2.35	Neptune Twp	2.37	3.17	4.03	4.23	4.06	4.00
South Amboy City	1.61	1.67	2.79	2.72	2.82	2.55	Neptune City Boro	2.63	2.72	3.55	3.73	3.88	3.49
South Brunswick Twp	2.14	2.93	3.92	3.64	3.71	3.31	New Shrewsbury Boro	2.96	3.44	4.21	4.33	4.39	4.44
South Plainfield Boro	2.43	2.95	3.30	3.53	3.10	2.88	Ocean Twp	2.72	3.53	3.73	3.86	3.93	3.63
South River Boro	2.27	2.96	3.25	3.23	3.33	3.25	Oceanport Boro	1.99	2.87	3.18	3.17	3.16	2.92
Spotswood Boro	1.67	3.01	3.68	3.27	3.08	2.99	Hazlet Twp	2.75	3.52	3.75	4.10	3.89	3.58
Woodbridge Twp	2.08	2.21	2.87	2.93	3.14	2.66	Red Bank Boro	2.35	2.92	3.77	4.00	3.92	3.65
MONMOUTH COUNTY							Roosevelt Boro	3.74	4.11	4.57	4.02	3.61	3.70
							Rumson Boro	2.01	2.40	3.00	3.26	3.52	3.55
							Sea Bright Boro	2.39	2.39	3.13	3.47	3.51	3.56
Allenhurst Boro	2.14	2.58	2.66	2.54	2.40	2.80	Sea Girt Boro	1.46	1.58	2.00	1.99	2.07	1.76
Allentown Boro	3.59	3.72	4.26	3.94	4.05	3.93	Shrewsbury Boro	2.40	2.29	3.61	3.36	3.31	3.18
Asbury Park City	3.73	3.74	5.22	6.55	6.55	5.13							
Atlantic Highlands	2.60	2.68	3.71	3.79	3.61	3.28	Shrewsbury Twp	7.01	8.37	20.50	9.17	5.61	5.79
Avon By the Sea Boro	1.90	2.00	2.52	2.91	2.79	2.88	South Belmar Boro	2.25	2.86	3.43	3.23	3.56	3.44
							Spring Lake Boro	1.49	1.40	1.68	2.08	2.13	2.07
Belmar Boro	2.08	2.65	3.25	3.01	2.76	2.74	Spring Lake Heights	2.60	2.78	2.98	3.18	3.23	3.25
Bradley Beach Boro	3.14	3.14	4.27	4.28	4.27	4.15	Union Beach Boro	3.23	3.60	4.21	4.69	4.72	4.57
Brielle Boro	2.17	2.53	3.17	3.69	3.38	3.16							
Colts Neck Twp	1.61	1.56	2.62	2.72	2.59	2.45	Upper Freehold Twp	1.99	1.73	2.52	2.56	2.70	4.09
Deal Boro	2.90	2.98	3.08	3.15	3.05	2.65	Wall Twp	2.61	2.93	3.57	3.83	3.68	3.23
							West Long Branch Boro	2.45	3.06	3.43	3.57	3.49	3.21
Eatontown Boro	2.34	2.38	3.13	3.49	3.00	3.07							
Englishtown Boro	2.20	3.79	4.13	3.89	3.89	3.86							
Fair Haven Boro	2.81	3.20	3.84	4.14	4.02	3.86							
Farmingdale Boro	2.48	3.30	4.88	4.42	3.81	3.65							
Freehold Boro	2.87	3.50	3.79	4.42	4.37	3.93							

TABLE 11

## EQUALIZED PROPERTY TAX RATES

MORRIS COUNTY	1960	1965	1970	1971	1972	1973	OCEAN COUNTY	1960	1965	1970	1971	1972	1973
Boonton Town	2.14	2.74	3.17	3.28	3.13	3.09	Barnegat Light Boro	1.87	1.95	1.82	2.08	1.63	1.57
Boonton Twp	1.78	1.84	2.52	2.39	2.28	2.35	Bay Head Boro	.99	1.52	1.81	1.82	1.90	1.81
Butler Boro	2.18	2.81	2.99	3.52	3.51	3.41	Beach Haven Boro	1.80	2.14	2.09	2.04	2.02	1.76
Chatham Boro	2.49	2.74	3.12	3.15	2.87	3.03	Beachwood Boro	1.65	2.61	3.35	3.43	3.09	2.77
Chatham Twp	2.40	2.95	2.88	2.94	3.07	3.03	Berkeley Twp	2.76	3.44	3.20	3.36	2.85	2.33
Chester Boro	2.56	3.09	2.70	2.96	2.86	3.21	Brick Twp	1.87	2.69	3.06	3.03	3.00	2.50
Chester Twp	2.21	2.88	3.16	3.05	3.66	3.47	Dover Twp	1.59	2.42	3.18	3.13	2.92	2.71
Denville Twp	2.24	2.60	3.02	3.08	2.98	2.96	Eagleswood Twp	1.76	2.49	3.66	3.22	3.30	2.46
Dover Town	2.45	3.32	2.94	3.18	3.36	3.36	Harvey Cedars Boro	1.63	2.32	2.00	2.06	1.94	1.75
East Hanover Twp	1.57	1.62	1.99	2.37	2.24	2.45	Island Heights Boro	3.29	3.22	4.25	4.10	3.73	3.25
Florham Park Boro	2.14	2.50	2.53	2.66	2.77	2.61	Jackson Twp	2.60	3.21	4.38	4.48	4.26	3.84
Hanover Twp	1.97	2.28	2.66	2.55	2.47	2.81	Lacey Twp	1.52	1.81	1.60	1.89	1.43	1.26
Harding Twp	1.21	1.56	1.64	1.68	1.68	1.68	Lakehurst Boro	2.32	3.32	3.03	2.82	3.73	3.18
Jefferson Twp	2.05	3.38	3.67	3.61	3.42	3.10	Lakewood Twp	2.74	3.56	4.20	4.05	3.90	3.40
Kinnelon Boro	2.03	3.26	3.31	3.38	3.26	3.15	Lavallette Boro	1.31	1.66	1.57	1.45	1.51	1.41
Lincoln Park Boro	2.89	3.25	3.54	3.46	3.69	3.61	Little Egg Harbor Twp	1.67	1.73	1.84	1.98	1.77	1.84
Madison Boro	2.34	3.00	3.54	3.68	3.51	3.41	Long Beach Twp	1.44	1.87	1.81	1.90	1.64	1.49
Mendham Boro	2.49	2.67	3.41	3.24	3.48	3.28	Manchester Twp	2.89	2.55	2.72	2.77	2.68	2.29
Mendham Twp	1.92	2.50	2.93	3.06	3.31	3.15	Mantoloking Boro	.82	1.03	1.12	1.44	1.39	1.37
Mine Hill Twp	2.00	2.79	3.58	3.76	3.83	3.57	Ocean Twp	1.68	1.75	2.07	1.95	2.04	2.23
Montville Twp	2.15	2.60	3.13	3.24	3.30	3.18	Ocean Gate Boro	2.33	2.87	3.63	3.53	3.45	3.06
Morris Twp	2.33	2.44	2.79	3.12	2.87	3.03	Pine Beach Boro	1.75	2.43	3.00	3.03	2.96	2.55
Morris Plains Boro	2.07	2.43	2.70	2.84	2.55	2.52	Plumsted Twp	1.75	2.72	3.33	3.06	3.01	2.24
Morristown Twp	2.63	3.15	3.45	3.84	4.22	4.36	Point Pleasant Boro	2.02	2.92	2.98	2.83	2.90	2.73
Mountain Lakes Boro	3.26	3.84	4.00	4.21	4.39	4.44	Point Pleasant Beach	1.70	2.35	2.77	2.92	2.86	2.61
Mount Arlington Boro	2.09	2.54	3.09	3.32	3.23	3.24	Seaside Heights Boro	1.61	1.58	1.82	1.55	1.63	1.80
Mount Olive Twp	2.42	2.66	4.17	3.61	4.01	3.86	Seaside Park Boro	1.74	2.02	1.93	1.84	1.83	1.72
Netcong Boro	2.08	2.36	2.89	3.38	3.35	3.39	Ship Bottom Boro	1.57	2.44	2.24	2.21	2.08	1.83
Parsippany-Troy Hills	2.27	2.39	3.07	3.16	3.03	3.15	South Toms River Boro	1.27	2.21	3.00	3.00	2.89	2.63
Passaic Twp	2.41	3.26	3.51	3.71	3.76	3.30	Stafford Twp	2.18	1.93	2.58	2.41	2.28	1.97
Pequannock Twp	2.33	2.56	3.12	3.32	3.15	3.11	Surf City Boro	1.61	1.98	1.80	1.87	1.67	1.59
Randolph Twp	2.22	2.73	3.74	3.79	3.85	3.91	Tuckerton Boro	2.03	2.76	3.40	3.46	3.15	3.31
Riverdale Boro	1.67	2.32	2.90	2.92	2.61	2.66	Union Twp	2.55	3.04	3.07	2.11	2.11	2.17
Rockaway Boro	2.48	2.81	3.46	3.54	3.39	3.28							
Rockaway Twp	1.95	2.57	3.71	3.83	3.68	3.35	PASSAIC COUNTY						
Roxbury Twp	2.03	2.48	3.35	2.95	3.17	3.33	Bloomington Boro	1.93	2.88	3.66	3.84	3.82	3.61
Victory Gardens Boro	4.24	3.89	4.62	5.40	5.27	5.34	Clifton City	2.06	1.86	2.38	2.45	2.31	2.23
Washington Twp	2.16	2.93	3.35	3.71	3.53	3.09	Haledon Boro	2.09	1.98	2.75	2.64	2.68	2.50
Wharton Boro	2.48	3.33	3.52	3.54	3.62	3.58	Hawthorne Boro	2.09	2.35	2.62	2.53	2.71	2.59
							Little Falls Twp	2.28	2.28	2.60	3.07	2.57	2.28

TABLE 11

## EQUALIZED PROPERTY TAX RATES

PASSAIC (continued)	1960	1965	1970	1971	1972	1973		1960	1965	1970	1971	1972	1973
North Haledon Boro	2.32	2.59	2.79	2.76	2.87	2.66	Manville Boro	2.13	2.20	3.16	3.26	3.23	3.17
Passaic City	3.23	3.08	4.36	4.24	4.22	3.92	Millstone Boro	2.21	2.95	3.19	3.65	2.98	2.80
Paterson City	3.80	3.74	4.85	5.26	5.25	4.42	Montgomery Twp	1.35	2.01	2.85	3.02	3.10	3.01
Pompton Lakes Boro	2.46	2.74	3.82	3.95	3.99	3.96	North Plainfield Boro	2.60	2.79	3.51	3.44	3.40	3.33
Prospect Park Boro	2.06	2.13	2.81	2.88	3.02	2.95	Peapack Gladstone Boro	1.95	2.25	2.15	2.37	2.29	2.33
Ringwood Boro	2.13	2.72	3.33	3.59	3.40	3.43	Raritan Boro	2.32	2.62	3.29	3.24	2.93	2.78
Totowa Boro	2.14	2.17	2.68	2.62	2.63	2.39	Rocky Hill Boro	1.24	2.15	3.24	2.94	2.80	3.01
Wanaque Boro	2.67	2.69	3.36	3.41	3.63	3.91	Somerville Boro	2.54	2.66	4.00	3.88	3.75	3.68
Wayne Twp	2.04	2.31	3.02	3.02	3.00	2.89	South Bound Brook Boro	2.36	3.26	3.81	4.19	3.94	3.57
West Milford Twp	2.06	2.49	3.54	3.47	3.45	3.41	Warren Twp	2.01	2.41	3.06	3.18	3.32	3.21
West Paterson Boro	2.10	2.26	2.96	3.08	2.81	2.83	Watchung Boro	1.77	2.10	2.59	2.54	2.87	2.52
SALEM COUNTY							SUSSEX COUNTY						
Alloway Twp	2.12	2.50	2.68	2.20	2.91	2.79	Andover Boro	3.34	2.38	3.75	4.11	3.63	2.85
Elmer Boro	2.97	3.12	3.74	3.70	3.69	3.51	Andover Twp	2.72	2.63	3.74	3.44	3.85	3.25
Elsinboro Twp	2.58	4.77	3.77	3.85	3.61	3.47	Branchville Boro	2.08	2.59	3.80	2.81	3.23	2.56
Lower Alloways Creek	2.64	2.77	4.08	1.06	1.28	.76	Byram Twp	2.10	2.43	3.22	3.85	4.19	3.75
Mannington Twp	2.03	2.43	3.12	2.39	2.93	3.03	Frankford Twp	2.68	3.07	3.25	3.41	3.34	3.15
Oldmans Twp	2.75	1.65	3.20	2.09	3.31	2.98	Franklin Boro	2.84	3.90	4.58	3.47	3.80	4.01
Penns Grove Boro	3.44	3.45	5.17	5.38	5.27	5.04	Fredon Twp	1.83	2.24	3.36	3.36	3.30	3.59
Pennsville Twp	1.68	1.28	2.66	2.91	2.95	2.98	Green Twp	2.40	2.66	3.98	4.27	3.84	3.41
Pilesgrove Twp	2.36	2.14	3.03	2.64	3.36	2.79	Hamburg Boro	3.21	3.05	4.27	4.31	3.64	3.99
Pittsgrove Twp	2.29	2.86	3.77	3.49	3.26	3.12	Hampton Twp	1.84	1.96	3.25	3.00	2.71	2.55
Quinton Twp	3.16	2.92	3.46	3.09	3.03	3.01	Hardyston Twp	2.09	2.65	3.53	4.01	2.86	2.83
Salem City	3.06	4.17	5.59	5.09	6.47	5.97	Hopatcong Boro	1.85	2.71	4.10	4.40	4.27	3.91
Upper Penns Neck Twp	2.59	2.78	4.56	4.28	4.82	3.01	Lafayette Twp	3.62	2.46	3.72	3.09	3.30	3.24
Upper Pittsgrove Twp	2.01	3.20	3.66	3.31	2.93	2.72	Montague Twp	1.22	2.29	1.91	2.30	2.08	1.90
Woodstown Boro	2.57	3.09	3.74	3.30	3.87	3.04	Newton Town	2.53	3.31	3.98	4.22	4.27	3.94
SOMERSET COUNTY							Ogdensburg Boro	2.01	2.15	4.57	2.87	3.61	3.55
Bedminster Twp	1.26	1.63	1.56	1.63	1.66	1.61	Sandyston Twp	2.28	1.70	2.30	2.30	2.13	1.90
Bernards Twp	2.19	2.94	3.42	3.38	3.26	3.09	Sparta Twp	2.39	3.02	3.81	4.21	4.03	3.81
Bernardsville Boro	1.80	2.13	2.65	2.77	2.62	2.62	Stanhope Boro	2.68	2.99	4.44	4.95	4.57	4.25
Bound Brook Boro	2.71	3.25	3.62	3.54	3.59	3.32	Stillwater Twp	1.74	1.74	2.92	3.03	3.10	2.72
Branchburg Twp	2.03	2.52	2.61	2.77	2.59	2.42	Sussex Boro	2.77	3.73	5.55	5.61	5.29	4.62
Bridgewater Twp	1.35	1.91	2.70	2.82	2.80	2.62	Vernon Twp	1.78	1.72	2.81	2.99	2.93	2.59
Far Hills Boro	1.29	1.56	1.80	1.78	1.43	1.42	Walpack Twp	2.34	1.86	1.70	2.01	2.15	1.79
Franklin Twp	2.11	2.58	3.17	3.25	3.53	3.25	Wantage Twp	1.72	2.03	3.06	3.12	3.00	2.61
Green Brook Twp	2.40	2.32	3.46	3.40	3.49	3.06							
Hillsborough Twp	1.54	2.24	2.60	3.29	3.31	2.96							

TABLE 11

## EQUALIZED PROPERTY TAX RATES

UNION COUNTY	1960	1965	1970	1971	1972	1973		1960	1965	1970	1971	1972	1973
Berkeley Heights Twp	2.06	2.70	2.93	3.05	3.07	2.96	Mansfield Twp	2.30	2.78	3.18	3.01	2.92	2.25
Clark Twp	1.77	2.28	2.96	3.11	3.07	3.01	Oxford Twp	2.57	3.57	4.00	4.01	3.68	3.96
Cranford Twp	2.24	2.85	3.02	3.17	3.11	3.12	Pahaquarry Twp	3.20	1.42	2.85	.51	.66	.72
Elizabeth City	2.94	2.85	3.85	3.89	4.07	4.01	Phillipsburg Town	2.81	3.13	4.21	4.46	4.16	3.94
Fanwood Boro	2.47	3.06	3.89	3.76	3.65	3.51	Pohatcong Twp	2.24	2.41	2.86	3.01	3.03	2.93
Garwood Boro	2.36	2.51	2.80	3.23	2.94	2.88	Washington Boro	2.61	3.33	4.10	3.70	3.37	3.20
Hillside Twp	2.07	2.39	3.35	3.53	3.04	3.09	Washington Twp	1.92	3.20	2.54	3.34	3.00	2.94
Kenilworth Boro	1.84	1.93	2.33	2.51	2.26	2.35	White Twp	.00	.00	2.48	2.81	2.43	2.11
Linden City	1.44	1.56	2.16	2.25	2.22	1.99							
Mountainside Boro	2.05	2.39	2.83	2.66	2.75	2.64							
New Providence Boro	2.48	2.84	3.13	3.29	3.18	3.12							
Plainfield City	3.10	3.38	5.26	5.33	5.03	4.72							
Rahway City	2.63	2.84	3.26	3.52	3.44	3.21							
Roselle Boro	2.55	2.55	3.25	3.58	3.48	3.15							
Roselle Park Boro	2.18	2.69	3.45	3.60	3.15	3.14							
Scotch Plains Twp	2.35	2.80	3.50	3.64	3.56	3.39							
Springfield Twp	2.22	2.67	3.08	3.17	3.17	2.87							
Summit City	1.94	2.38	2.79	2.88	2.75	2.72							
Union Twp	1.67	1.83	2.34	2.45	2.21	2.18							
Westfield Town	2.52	2.71	3.10	3.11	3.08	2.97							
Winfield Twp	15.70	16.93	21.12	20.09	19.53	19.36							
WARREN COUNTY													
Allamuchy Twp	1.49	2.40	3.41	3.06	2.92	2.90							
Alpha Boro	2.48	2.85	3.68	3.74	3.42	2.75							
Belvidere Town	2.54	3.09	2.87	3.96	3.63	2.99							
Blairstown Twp	2.55	2.10	.80	.83	.80	.69							
Franklin Twp	1.84	2.28	2.87	3.56	2.79	2.59							
Frelinghuysen Twp	1.87	1.83	3.21	3.16	2.95	2.58							
Greenwich Twp	2.22	2.19	3.39	3.17	3.39	2.94							
Hackettstown Town	2.73	3.32	4.17	4.74	4.28	4.08							
Hardwick Twp	1.80	1.57	2.83	2.16	2.08	2.07							
Harmony Twp	2.10	2.58	3.46	3.54	3.18	2.81							
Hope Twp	1.90	2.98	2.76	2.82	2.42	2.55							
Independence Twp	2.39	3.15	3.62	3.54	3.07	2.59							
Knowlton Twp	1.75	2.48	3.21	3.52	2.80	2.43							
Liberty Twp	2.64	2.81	3.32	3.77	2.95	3.58							
Lopatcong Twp	1.89	2.22	1.98	2.59	2.80	2.98							

TABLE 12: FINANCES OF MUNICIPALLY OPERATED UTILITIES

This table reports the revenues and expenditures of municipally operated utilities in summary since 1963 and in detail for 1973. These operations are independent of the municipality, and are not shown in the municipal data on the preceding pages.

Utility Type Codes: 1-Water 2-Sewer 3-Airport 4-Beach Front 5-Water & Sewer 6-Harbor 7-Electric 8-Parking 9-Swimming Pool

		SURPLUS ANTICIPATED	OPERATING FROM PROPERTY INCOME TAXES	SURPLUS TO MUNICIPALITY	OPERATING COSTS	DEBT SERVICE	CAPITAL IMPROVEMENTS	TOTAL REVENUE	TOTAL EXPENDITURES
A									
T Atlantic City	1		641,296.64	150,000.00	651,078.10	35,609.58	86,500.00	791,296.64	773,187.68
L Brigantine City	5	24,434.30	491,563.77		271,000.00	98,234.30	123,200.00	515,998.37	492,434.30
A Egg Harbor City	5	5,000.00	104,743.21	8,375.54	77,700.00	40,418.75		118,118.75	118,118.75
N Hammonton Town	1	417.85	149,922.64		108,047.50	26,452.50	12,000.00	150,340.49	146,500.00
T Hammonton Town	2	13,000.00	205,750.94		140,694.38	71,505.62	10,500.00	218,750.94	222,700.00
I Margate City	1	46,000.00	150,945.33		116,573.50	29,300.00	15,000.00	196,945.33	160,873.50
C Pleasantville City	2	20,000.00	330,836.26		170,547.84	99,752.04	30,000.00	350,836.26	300,299.88
Allendale Boro	1	45,000.00	118,490.02		67,458.50	26,250.56	17,016.45	163,490.02	110,725.51
Allendale Boro	2	17,504.00	401,206.37		125,314.63	95,287.50		418,710.37	227,620.13
Creskill Boro	9	12,662.50	69,454.00		57,100.00	26,062.50		82,116.50	83,162.50
Elmwood Park Boro	1		392,201.28		425,671.20	23,331.17		392,201.28	449,002.37
Emerson Boro	2	43,094.55	143,470.38		128,817.04	59,455.44		186,564.93	188,272.48
Englewood City	2	24,000.00	316,165.08	188,798.15	531,390.31		10,000.00	528,963.23	541,390.31
Fair Lawn Boro	1	50,000.00	674,402.60		687,251.00	22,657.50	100.00	724,402.60	710,008.50
Garfield City	1	35,000.00	432,897.13		486,935.18	49,800.00		467,997.13	536,735.18
Hackensack City	8	19,068.00	173,140.68		76,687.34	32,380.66	30,000.00	192,208.68	139,068.00
Hohokus Boro	1	7,350.59	99,705.56		84,450.59	11,000.00	4,000.00	107,056.15	99,450.59
Leonora Boro	9	8,685.25	59,317.48		43,085.00	18,000.25		68,002.73	61,115.25
Lodi Boro	1		500,773.30	38,282.06	416,588.00	107,067.36	15,400.00	539,055.36	539,055.36
Lyndhurst Twp	1	91,795.55	465,179.88	171,956.56	388,300.00			556,975.43	560,256.56
B Mahwah Twp	1	86,978.50	312,480.87		214,438.00	133,940.50	34,800.00	399,459.37	383,178.50
E Maywood Boro	2		49,194.55	203,025.41	252,224.86			252,219.96	252,224.86
R Maywood Boro	9	2,673.00	82,991.49		43,656.00	30,524.37	6,000.00	85,664.49	80,180.37
G Moonachie Boro	2		115,957.42		116,881.44	34,989.41		115,957.42	151,870.85
E North Arlington Boro	1	25,000.00	328,904.83		355,171.54	8,793.46	2,500.00	353,904.83	366,465.00
N Oakland Boro	1	9,421.31	342,571.87	29,058.33	289,497.84	95,219.64	1,950.00	381,051.51	386,667.48
Oakland Boro	2		9,860.47	19,239.34	27,239.06	25,304.20		29,099.81	52,543.26
Palisades Park Boro	9	20,000.00	236,726.65		164,000.00	62,213.45	33,786.55	256,726.65	260,000.00
Paramus Boro	2	19,721.48	1,295,920.89		534,606.91	662,879.33	5,000.00	1,315,642.37	1,202,486.24
Paramus Boro	5		36,498.93					36,498.93	
Paramus Boro	9	22,547.00	131,395.00		115,747.60	58,750.00	9,550.00	153,942.00	184,047.60
Park Ridge Boro	1	57,126.75	214,945.33		162,915.00	29,611.75	58,600.00	272,072.08	251,126.75
Park Ridge Boro	7	48,129.00	796,944.94		729,279.00		57,150.00	845,073.94	816,429.00
Park Ridge Boro	9	12,000.00	77,010.94		48,700.00	25,300.00	8,000.00	89,010.94	82,000.00
Ramsey Boro	5		733,928.44	14,978.92	290,669.00	400,995.00	24,000.00	748,907.36	715,664.00
Ramsey Boro	9	700.00	78,801.20		59,900.16	27,756.25	100.00	79,501.20	87,756.41
Ridgefield Boro	9	21,322.30	99,082.07		63,400.00	48,322.30	2,500.00	120,404.37	114,222.30
Ridgewood Twp	1	82,976.48	1,197,539.18		966,853.95	189,362.42	103,000.11	1,280,515.66	1,259,216.48
Ridgewood Twp	8	4,200.00	99,130.91		81,330.50	12,116.50	3,000.00	103,330.91	96,450.00
Ridgewood Twp	9	23,600.00	59,565.00		85,398.00		2.00	83,165.00	85,400.00
Saddle Brook Twp	1	2,768.82	287,324.40		273,876.38	1,592.44		290,093.22	275,468.82
Waldwick Boro	1		191,192.36		147,268.45	3,089.37	32,000.00	191,192.36	182,357.82
Wallington Boro	1	6,231.11	191,929.35		127,878.00	35,662.42	3,000.00	198,160.46	166,540.42
Wyckoff Twp	2		59,247.32	652.68	59,900.00			59,900.00	59,900.00

TABLE 12: FINANCES OF MUNICIPALLY OPERATED UTILITIES - CONTINUED

		SURPLUS ANTICIPATED	OPERATING INCOME	FROM PROPERTY TAXES	SURPLUS TO MUNICIPALITY	OPERATING COSTS	DEBT SERVICE	CAPITAL IMPROVEMENTS	TOTAL REVENUE	TOTAL EXPENDITURES
Bordentown City	1	2,000.00	252,136.99			205,680.25	16,239.72	2,000.00	254,136.99	223,919.97
Bordentown City	2	10,000.00	158,413.72			113,602.25	44,687.37	3,000.00	168,413.72	161,289.62
Bordentown Twp	2	45,000.00	236,481.77	829.70		102,669.50	112,952.16	63,810.00	282,311.47	279,431.66
Burlington City	1	166,000.00	350,017.12			230,700.00	51,000.00	229,300.00	516,017.12	511,000.00
Burlington City	2	70,000.00	134,647.73			131,800.00	13,000.00	61,200.00	204,647.73	206,000.00
Burlington Twp	1			36,000.00			36,000.00		36,000.00	36,000.00
Burlington Twp	2	38,893.88	241,321.65	54,206.96		201,350.68	104,151.32	55,200.00	334,422.49	360,702.00
B Florenceboro Boro	1	200.00	13,728.28			11,300.00			13,928.28	11,300.00
U Florence Twp	5	37,186.82	241,139.88			203,886.82	67,500.00	25,000.00	278,326.70	296,386.82
R Maple Shade Twp	1	59,000.00	265,937.83			156,500.00	66,782.50	76,000.00	324,937.83	299,282.50
L Maple Shade Twp	2	130,400.00	281,038.15			118,540.57	84,100.00	280,000.00	411,438.15	482,640.57
I Medford Twp	2	92,433.34	350,920.34			86,800.00	203,133.34	47,000.00	443,353.68	336,933.34
N Moorestown Twp	1	13,124.61	400,990.97			283,142.61	80,065.00	11,400.00	474,115.58	374,607.61
G Moorestown Twp	2	47,299.44	326,670.92			202,626.94	122,220.95	1,596.55	373,970.36	326,444.44
T Pemberton Boro	5	14,425.00	59,715.68			62,037.37	9,300.00	5,000.00	74,140.68	76,337.37
O Pemberton Boro	7	23,800.00	132,920.45		15,500.00	117,500.00		9,000.00	156,720.45	142,000.00
N Pemberton Twp	5	33,400.00	190,452.53			124,000.00	22,400.00	60,000.00	223,852.53	206,400.00
Barrington Boro	2	2,804.25	83,711.73	9,693.87		99,167.50	10,952.00		96,209.85	110,119.50
Bellmawr Boro	1		150,965.32	11,414.98		108,933.00	10,952.00	19,200.00	162,380.30	172,383.00
Berlin Boro	1	33,500.00	251,359.66			90,586.02	37,934.22	17,750.00	284,859.66	146,270.24
Berlin Boro	2	48,400.00	157,503.10			70,310.00	105,575.50	4,550.00	205,903.10	180,435.50
Brooklawn Boro	1	2,700.00	27,391.18			28,956.35			30,091.18	28,956.35
Camden City	1	12,277.98	1,507,749.19	277,859.73		1,593,721.83	354,681.66		1,797,886.90	1,948,403.49
C Camden City	2	19,247.44	1,784,057.28			1,215,790.07	664,386.19	50,000.00	1,803,304.72	1,930,176.26
A Cherry Hill Twp	2	466,500.00	1,915,968.10			1,061,752.00	487,909.76	80,000.00	2,382,468.10	1,629,661.76
M Clementon Boro	1	28,500.00	115,783.22	15,000.00		96,000.00	33,429.38	9,500.00	159,283.22	138,929.38
D Collingswood Boro	1	30,500.00	223,742.05		10,000.00	177,977.73	56,522.27	2,000.00	254,242.05	246,500.00
E Collingswood Boro	2	14,718.08	155,928.41			122,450.00	43,370.00		170,646.49	165,820.00
N Gloucester City	1	24,173.37	195,934.86	22,358.49		224,897.16	25,725.00		242,466.72	250,622.16
Haddon Twp	1	38,600.00	149,283.55			162,028.36	10,000.00	3,000.00	187,883.55	175,028.36
Haddon Twp	2		150,312.27			148,971.64			150,312.27	148,971.64
Haddonfield Boro	5		378,593.90	38,000.00		272,953.33	103,187.25		416,593.90	376,140.58
Lawnside Boro	2	19,251.13	75,325.03			39,546.53	24,800.00	16,863.47	94,576.16	81,210.00
Mount Ephraim Boro	1	6,800.00	70,127.42		5,000.00	63,864.99		5,334.76	76,927.42	74,199.75
Somerdale Boro	2	9,081.20	116,562.15			109,424.97	13,057.08		125,643.35	122,482.05
Voorhees Twp	2	51,950.72	310,135.11			90,400.47	111,381.31	12,000.00	362,085.83	213,781.78
C Avalon Boro	1	55,860.00	272,225.89			215,060.00	39,587.50	52,500.00	328,085.89	307,147.50
A Cape May City	5		290,334.58	67,658.20		275,275.89	66,216.89	16,500.00	357,992.78	357,992.78
P Ocean City City	2		63,260.00			2,000.00	61,593.96		63,260.00	63,593.96
E Sea Isle City	5	228,375.00	361,456.37			113,409.42	269,300.00	55,700.00	589,831.37	438,409.42
Stone Harbor Boro	1		93,622.82			51,000.00		31,000.00	93,622.82	82,000.00
M West Cape May Boro	2		22,735.14			21,883.29		9,465.00	22,735.14	31,348.25
A West Wildwood Boro	1	1,200.00	24,062.51			24,276.64			25,262.51	24,276.64
Y Wildwood City	1	53,000.00	707,053.48		16,056.33	507,164.13	140,277.50	48,702.04	760,053.48	712,200.00
Woodbine Boro	3	1,805.52	9,787.00			9,263.52			11,592.52	9,263.52
C Bridgeton City	5	95,000.00	918,123.67			718,123.00	203,007.82	15,000.00	1,013,327.67	936,130.82
U Millville City	1	125,000.00	539,002.51			405,253.57	91,850.29	89,526.08	664,002.51	586,629.94
M Millville City	2	25,224.15	443,930.42	141,187.13		337,647.12	268,793.33	5,200.00	610,341.70	611,640.45
B Millville City	3	11,000.00	128,227.17	8,000.00		76,325.00	8,767.71	21,057.29	147,227.17	106,150.00
L Vineland City	5	190,000.00	698,504.07			367,471.09	189,038.92	182,125.05	888,504.07	738,635.06
D Vineland City	7	303,000.00	8,892,196.17			5,908,613.09	1,355,841.58	435,320.73	9,195,196.17	7,699,775.40

TABLE 12: FINANCES OF MUNICIPALLY OPERATED UTILITIES - CONTINUED

		SURPLUS ANTICIPATED	OPERATING FROM PROPERTY INCOME	TAXES	SURPLUS TO MUNICIPALITY	OPERATING COSTS	CEBT SERVICE	CAPITAL IMPROVEMENTS	TOTAL REVENUE	TOTAL EXPENDITURES
	Belleville Town	1	109,796.08	881,025.36		687,946.08	47,510.00	19,000.00	950,821.44	754,456.08
	Bloomfield Town	1		799,937.01		728,651.00	1,000.00	64,000.00	799,937.01	793,651.00
	Caldwell Boro	1		181,417.57		138,686.00		6,000.00	181,417.57	144,686.00
	Cedar Grove Twp	1	32,317.00	223,442.54		208,390.00	14,069.00	25,100.00	255,759.54	247,559.00
	Cedar Grove Twp	2	45,000.00	235,222.04		169,327.00	40,235.00	51,000.00	280,222.04	260,562.00
	Cedar Grove Twp	9	4,380.69	72,514.40		47,804.69	28,868.00		76,895.09	76,672.69
	East Orange City	1	226,093.76	1,361,894.35	200,000.00	1,208,875.06		16,289.49	1,587,988.11	1,425,164.55
	Essex Falls Boro	1	29,600.00	267,894.95	15,000.00	252,479.30	15,013.12	25,000.00	312,494.95	292,492.42
	Fairfield Boro	1		169,737.83	37,172.17	70,200.00	81,210.00	55,000.00	206,910.00	206,910.00
E	Fairfield Boro	2		102,652.51	80,957.49	104,545.83	69,064.17	10,000.00	183,610.00	183,610.00
S	Glen Ridge Boro	1	30,000.00	131,888.55		108,600.00		51,500.00	161,888.55	160,100.00
S	Livingston Twp	1	150,306.34	548,980.93	1,156.78	403,474.00	44,758.12	223,231.00	700,444.05	671,463.12
E	Livingston Twp	9	7,886.05	125,187.45	153.14	81,185.00	24,650.00	14,165.00	133,226.64	120,000.00
X	Maplewood Twp	9	27,372.00	176,295.45		93,042.00	72,597.89	12,220.00	203,667.45	174,860.75
	Montclair Town	1		710,458.46		696,554.13	57,556.92		710,458.46	754,111.05
	Newark City	1	1,255,261.14	8,878,987.75		7,465,040.60	1,710,720.61		10,134,248.89	9,175,761.21
	North Caldwell Boro	1	4,300.00	121,833.18		104,619.91	16,213.00	4,350.00	126,133.18	125,182.91
	Nutley Town	1	40,000.00	12,034.69	414,097.16	421,300.00	500.00	30,000.00	466,131.85	451,000.00
	Orange City	1	13,295.75	689,095.40	133,289.08	684,480.00	137,815.75		835,680.23	822,295.75
	Roseland Boro	1		84,545.32	23,291.46	92,122.29	15,758.50		107,840.78	107,880.79
	Roseland Boro	2		84,559.13	45,823.53	80,279.54	50,558.12		130,382.66	130,837.66
	South Orange Village	1	51,000.00	422,181.69		383,818.00	86,689.75	1,392.25	473,181.65	471,900.00
	Verona Boro	1	30,224.63	375,182.73		277,649.00	102,575.63		405,407.36	380,224.63
	Verona Boro	9		123,827.29		79,085.00	38,200.00		123,827.29	117,285.00
	West Caldwell Boro	1	36,000.00	313,192.16		226,821.19	74,225.00	18,000.00	349,192.16	319,046.16
	West Orange Town	9		64,672.81	18,612.93	34,728.29	49,245.00		83,285.74	83,973.29
	Clayton Boro	1	4,823.41	59,675.56		41,101.53	17,711.88	2,650.00	64,498.97	61,523.41
	Deptford Twp	2		6,232.57		16,000.00			6,232.57	16,000.00
	East Greenwich Twp	1	10,971.33	45,871.78	4,433.16	22,802.83	4,050.00	22,065.00	61,276.27	48,917.83
G	Glassboro Boro	5	66,062.63	548,887.68		482,178.88	38,383.75	75,000.00	614,950.31	595,562.63
L	Greenwich Twp	1		71,243.21	32,940.63	53,826.82	100.00	51,000.00	104,183.84	104,926.82
O	National Park Boro	1	2,960.00	49,219.78		30,960.00	10,300.00	4,000.00	52,179.78	45,260.00
U	Newfield Boro	1	7,357.27	46,861.31		29,657.27	11,600.00	7,500.00	54,218.58	48,757.27
C	Paulsboro Boro	5	11,826.11	311,323.06		277,442.74	29,279.37	40,000.00	323,149.17	346,722.11
E	Pitman Boro	5	49,427.17	280,356.48	70,000.00	269,228.80	37,975.63	55,000.00	399,783.65	362,204.43
S	Swedesboro Boro	5		103,210.83	22,128.04	76,736.92	38,000.00	6,900.00	125,338.87	121,636.92
T	Wenonah Boro	1	16,770.00	36,674.37		22,718.43		14,600.00	53,444.37	37,318.43
E	Wenonah Boro	2	24,770.00	63,833.60		23,735.45	15,057.00	15,394.75	88,603.60	54,187.20
R	West Deptford Twp	5	68,859.44	455,512.32	28,000.00	229,588.87	134,804.25	62,665.00	552,371.76	427,058.12
	Westville Boro	1		116,922.40		83,329.56	23,623.36	7,000.00	116,922.40	113,960.00
	Woodbury City	5	81,280.00	603,903.69		538,380.00	100.00	135,000.00	685,183.65	673,480.00
	Woodbury Heights Boro	1	18,000.00	54,647.97		33,296.69	10,516.80	8,000.00	72,647.97	51,813.49
	Woodbury Heights Boro	2	35,000.00	86,399.89		101,000.52	5,822.50		121,399.89	106,823.02
H	Bayonne City	5	255,327.83	2,096,205.82	5,000.00	1,813,772.50	517,452.41		2,351,533.65	2,336,224.91
U	East Newark Boro	1	7,500.00	33,805.19		44,536.72			41,305.19	44,536.72
D	Harrison Town	1		488,798.43		477,000.00		5,000.00	488,798.43	482,000.00
S	Hoboken City	1		1,350,947.22	183,500.00	1,584,481.70			1,584,481.72	1,584,481.70
O	Hoboken City	2		780,016.32	106,250.00	341,568.23	545,082.13		886,266.32	886,650.36
N	Jersey City	1		4,851,428.66		3,946,088.00	1,151,342.00	45,000.00	4,851,428.66	5,142,330.00
	Kearny Town	1		935,025.05		754,425.16	106,507.01	2,000.00	935,025.05	862,932.17
	North Bergen Twp	9	489.38	156,795.93		69,500.00	68,250.00	20,995.00	157,285.31	158,745.00

TABLE 12: FINANCES OF MUNICIPALLY OPERATED UTILITIES - CONTINUED

		SURPLUS ANTICIPATED	OPERATING INCOME	FROM PROPERTY TAXES	SURPLUS TO MUNICIPALITY	OPERATING COSTS	DEBT SERVICE	CAPITAL IMPROVEMENTS	TOTAL REVENUE	TOTAL EXPENDITURES
H U N T E R D O N	Bloomsbury Boro	1	4,067.95	14,864.53		12,067.95	5,300.00		18,932.48	17,367.95
	Clinton Town	1	37,000.00	135,638.58		109,061.90	16,305.84	12,000.00	172,638.58	137,367.74
	Clinton Town	2		188,950.19		72,180.00	94,064.00		188,950.19	166,244.00
	Flemington Boro	1	30,651.12	127,607.48		56,400.00	85,651.12	10,000.00	158,258.60	152,051.12
	Frenchtown Boro	2	5,000.00	50,326.94		20,670.01	27,838.50	4,000.00	55,326.94	52,508.51
	Glen Gardner Boro	1	1,588.35	7,524.33		7,953.79	2,337.50		9,112.68	10,291.29
	High Bridge Boro	1	12,939.43	39,877.80		29,439.43		21,500.00	52,817.23	50,939.43
	High Bridge Boro	2	45,480.00	136,730.35		117,400.00	43,080.00	5,000.00	182,210.35	165,480.00
	Holland Twp	2	10,000.00	56,896.99		40,048.55	35,451.45		66,896.99	75,500.00
	Milford Boro	1	7,347.53	24,663.50		21,047.53		11,000.00	32,011.03	32,047.53
M E R C E R	Milford Boro	2	9,199.37	89,144.40		36,600.79	57,098.90	3,000.00	98,343.77	96,699.69
	Stockton Boro	1		13,877.85		7,525.00	25.00	5,500.00	13,877.85	13,050.00
	Hamilton Twp	2	190,000.00	1,898,171.64		840,563.74	753,185.18	61,900.00	2,088,171.64	1,655,648.92
	Hightstown Boro	5	57,378.00	329,755.99		193,542.00	53,936.00	41,700.00	387,133.99	289,178.00
	Hopewell Boro	1	3,650.00	35,514.30		24,700.00		15,000.00	39,164.30	39,700.00
	Pennington Boro	1	1,000.00	45,388.51		26,901.00	9,099.00	7,000.00	46,388.51	43,000.00
	Trenton City	1		3,636,483.71		2,408,501.97	886,013.95	76,982.30	3,636,483.71	3,371,498.22
	Cranbury Twp	1	8,500.00	49,237.28		26,034.50	17,865.50	6,100.00	57,737.28	50,000.00
	East Brunswick Twp	1	234,092.22	902,863.10		792,278.89	167,463.33	100,600.00	1,136,955.32	1,060,342.22
	East Brunswick Twp	9	12,463.00	56,727.61		69,163.00			69,190.61	69,163.00
M I D D L E S E X	Edison Twp	1		1,068,049.99		842,060.79	89,145.58	43,900.00	1,068,049.99	975,106.37
	Highland Park Boro	5		412,897.87		380,874.72	6,213.75	10,000.00	412,897.87	397,088.47
	Metuchen Boro	9	19,305.00	76,310.50		41,511.00	39,475.00	4,619.00	95,615.50	85,605.00
	Middlesex Boro	9	12,550.00	55,313.01		45,700.00	20,992.13		67,663.01	66,692.13
	Milltown Boro	1		164,091.68	18,736.00	105,125.00	23,269.00	5,000.00	164,091.68	152,130.00
	Milltown Boro	7	22,000.00	1,133,978.58	108,206.00	925,100.00	7,694.00	60,000.00	1,155,978.58	1,101,000.00
	New Brunswick City	1	25,000.00	1,207,758.78	62,403.00	1,040,957.00	133,943.71	21,000.00	1,232,758.78	1,258,303.71
	North Brunswick Twp	1		410,913.83	135,323.17	329,043.25	212,193.75	5,000.00	546,237.00	546,237.00
	North Brunswick Twp	2	35,000.00	284,403.49	50,700.00	263,300.00			319,403.49	314,000.00
	Perth Amboy City	1	291,998.05	1,497,864.47	162,072.92	975,661.59	228,759.38	357,650.00	1,951,935.44	1,804,070.97
	Piscataway Twp	2		862,857.16	242,000.00	314,000.00	445,371.40	50,000.00	862,857.16	809,371.40
	Sayreville Boro	1	152,000.00	682,788.15	103,477.67	480,650.00	273,094.57	55,000.00	938,265.82	808,744.57
	South Amboy City	1		175,711.00	1,733.85	168,644.00	14,824.00		177,444.85	183,468.00
	South Brunswick Twp	5	144,963.48	1,285,024.18		348,368.00	804,215.48	174,380.00	1,429,987.66	1,326,963.48
	South Plainfield Boro	2	44,836.56	565,691.13		302,698.00	344,138.56	8,000.00	610,527.69	654,836.56
	South River Boro	1	28,859.95	210,561.64	5,500.00	147,000.00	15,097.50	37,500.00	239,421.59	205,097.50
	South River Boro	2	1,055.00	30,845.00		30,400.00		1,500.00	31,900.00	31,900.00
	South River Boro	7		1,391,768.12	143,626.00	1,010,004.00	65,860.00	17,840.00	1,391,768.12	1,237,330.00
	Spotswood Boro	2	10,000.00	272,032.07	6,560.00	179,351.92	116,958.08	5,000.00	288,592.07	301,310.00
	Woodbridge Twp	1		1,930.50	14,082.50	16,013.00			16,013.00	16,013.00
	Woodbridge Twp	9		55,107.00		38,100.00	8,574.00		55,107.00	46,674.00

TABLE 12: FINANCES OF MUNICIPALLY OPERATED UTILITIES - CONTINUED

		SURPLUS ANTICIPATED	OPERATING INCOME	FROM PROPERTY TAXES	SURPLUS TO MUNICIPALITY	OPERATING COSTS	DEBT SERVICE	CAPITAL IMPROVEMENTS	TOTAL REVENUE	TOTAL EXPENDITURES
	Allenhurst Boro	5	12,050.00	84,713.89	5,000.00	60,400.00	15,150.00	10,000.00	96,763.89	90,550.00
	Allentown Boro	1	3,930.00	30,104.28		24,398.00	1,021.34	9,300.00	34,034.28	34,719.34
	Allentown Boro	2		67,642.29		22,300.00	23,875.00	5,700.00	67,642.29	51,875.00
	Asbury Park City	1		199,541.88	264,950.00	108,009.50	16,424.60		464,491.88	364,189.50
	Asbury Park City	4	35,700.00	902,273.95	144,288.00	783,836.69		45,575.31	937,973.95	973,700.00
	Atlantic Highlands Boro	5	39,900.00	169,117.37		144,104.37	37,295.63	11,000.00	209,017.37	192,400.00
	Atlantic Highlands Boro	6	25,240.00	401,963.26		204,253.64	12,986.36	50,000.00	427,203.26	267,240.00
	Avon-By-The-Sea Boro	1		61,950.85		57,564.00	4,243.75		61,950.85	61,807.75
	Belmar Boro	5	77,865.42	279,667.14		258,500.00	11,965.42	51,400.00	357,532.56	321,865.42
	Brielle Boro	1	1,534.75	77,534.11		46,378.00	23,451.75	4,575.00	79,038.86	74,404.75
	Englishtown Boro	1	4,648.75	31,603.27		21,950.00	12,198.75	1,000.00	36,252.02	35,148.75
	Farmingdale Boro	1	22,515.98	78,689.88		29,237.65	37,528.33	10,000.00	101,205.86	76,765.98
	Freehold Boro	5	129,978.00	435,416.63		336,071.00	92,907.00	31,000.00	565,394.63	459,978.00
	Freehold Twp.	1	60,610.00	381,008.10		198,784.00	232,116.00	54,500.00	441,618.10	485,400.00
M	Highlands Boro	5	20,993.74	115,718.42	2,156.26	100,500.00	16,300.00	15,500.00	138,868.42	132,300.00
O	Holmdel Twp	9	5,000.00	121,227.54		54,380.00	27,720.00	28,500.00	126,600.00	110,600.00
N	Keansburg Boro	5		369,319.47	57,995.22	307,656.79	97,485.40	143,000.00	427,314.65	548,142.15
M	Keyport Boro	1	16,100.00	171,678.09		122,500.00	18,100.00	12,500.00	187,778.09	153,100.00
O	Manalapan Twp	1	2,700.00	15,842.90		14,050.00		2,000.00	18,542.90	16,050.00
U	Manasquan Boro	4	32,334.00	316,555.75		325,334.00			348,893.75	325,334.00
T	Manasquan Boro	5	30,000.00	202,482.43		134,805.00	5,796.32	92,398.68	232,482.43	233,000.00
H	Matawan Boro	5	25,000.00	412,163.97		294,504.90	96,446.00	25,000.00	437,163.97	415,950.90
	Matawan Twp	1	64,500.00	147,827.30		142,500.00	32,000.00	30,000.00	212,327.30	204,500.00
	Neptune Twp	2	42,904.42	419,986.46	119,634.91	424,886.46	162,149.00		582,525.79	587,035.46
	Neptune City Boro	2	12,969.67	64,197.25		30,310.26	37,162.15	500.00	77,166.92	67,972.41
	New Shrewsbury Boro	2			255,323.10	140,000.00	75,000.00	6,500.00	255,323.10	221,500.00
	Hazlet Twp	9	82,000.00	122,763.76		82,600.00	85,650.00	9,450.00	204,763.76	177,705.00
	Red Bank Boro	5	230,350.00	495,857.77		572,000.00	105,500.00	28,500.00	726,207.77	706,000.00
	Roosevelt Boro	5		33,833.15		39,396.25	3,603.75		33,833.15	43,000.00
	Sea Girt Boro	1		82,674.79		44,621.00	41,493.25		82,674.79	86,114.25
	South Belmar Boro	5	5,100.00	55,831.99		60,100.00			60,931.99	60,100.00
	Spring Lake Boro	1	6,848.47	130,495.48	7,029.36	103,000.00	14,177.83	6,500.00	144,373.31	123,677.83
	Spring Lake Heights Boro	2	42,759.12	220,532.61	49,000.00	119,400.00	80,899.12	3,500.00	263,331.73	252,799.12
	Union Beach Boro	1	4,766.40	96,683.62	24,918.00	122,087.22	15,062.78		126,368.02	137,150.00
	Wall Twp	5		375,874.68		211,466.00	87,724.00	27,700.00	375,874.68	326,890.00
	Boonton Town	1	72,456.34	264,507.42		235,308.00	43,093.34	25,875.00	336,963.76	304,276.34
	Butler Boro	1	49,186.86	293,841.96		299,482.70	72,504.16	20,000.00	343,028.82	391,986.86
	Butler Boro	7		1,923,969.60	114,314.22	1,500,392.52	66,293.26	60,000.00	1,923,969.60	1,744,000.00
	Chatham Boro	1	20,038.75	178,901.03		151,645.00	12,193.75	14,300.00	198,939.78	178,138.75
	Chatham Twp	9	15,000.00	85,386.36		47,800.00	22,282.50	8,850.00	100,386.36	78,932.50
	Denville Twp	1	31,032.34	320,027.37	141.42	218,216.51	19,157.25	58,300.00	351,201.13	295,673.76
	Denville Twp	2	8,169.45	185,193.61	81,147.30	134,386.94	132,878.46	12,800.00	274,510.36	280,065.40
	Dover Town	1	74,412.58	468,265.31		318,810.00	90,602.49	58,000.00	542,677.89	467,412.58
M	Dover Town	8	10,000.00	83,536.34		47,950.00	33,528.20	13,000.00	93,536.34	94,478.20
O	East Hanover Twp	1		125,324.36	135,390.16	55,000.00	192,684.50	13,000.00	260,714.52	260,714.52
R	Florham Park Boro	1		140,015.21	3,500.00	94,676.75	16,618.75	23,706.50	143,515.21	135,002.00
R	Florham Park Boro	9	5,172.50	59,833.68		36,006.23	24,021.50	3,000.00	65,006.18	63,027.73
I	Hanover Twp	9	13,770.82	64,299.28		39,000.00	24,170.82	10,000.00	78,070.10	73,170.82
S	Jefferson Twp	1			14.83	14.83			14.83	14.83
	Kinnelon Boro	1		14,069.01		7,775.00	2,512.50	1,000.00	14,069.01	11,287.50
	Kinnelon Boro	2		1,933.33		2,174.01			1,933.33	2,174.01
	Lincoln Park Boro	1	30,571.33	156,643.46		84,758.10	106,484.17	5,000.00	187,214.79	196,242.27
	Madison Boro	1		322,042.81	8,000.00	186,890.54	75,088.07	32,663.30	322,042.81	302,641.91
	Madison Boro	7		1,884,698.35	380,000.00	1,142,571.35	228,085.85	69,039.92	1,884,698.35	1,819,697.12
	Madison Boro	1	49,875.00	105,063.85		65,475.00	61,900.00	15,000.00	154,938.85	142,375.00
	Mendham Boro	2	132,160.00	109,203.87		55,360.00	95,300.00	53,500.00	241,363.87	204,160.00

TABLE 12; FINANCES OF MUNICIPALLY OPERATED UTILITIES - CONTINUED

		SURPLUS ANTICIPATED	OPERATING FROM PROPERTY INCOME TAXES	SURPLUS TO MUNICIPALITY	OPERATING COSTS	DEBT SERVICE	CAPITAL IMPROVEMENTS	TOTAL REVENUE	TOTAL EXPENDITURES
	Morris Twp	2	471,637.96	119,417.54	211,345.00	314,285.34	65,600.00	591,055.50	591,280.34
	Morris Twp	9	45,950.00	171,780.31	93,617.00	70,508.00		217,730.31	164,125.00
	Morris Plains Boro	9	4,321.00	31,337.83	15,884.13	3,525.00	2,373.56	35,658.80	31,353.69
	Morristown Town	1	4,000.00	1,044,362.75	398,940.07	1,127,880.49	368,256.33	34,000.00	1,447,302.82
	Morristown Town	3	165,000.00	759,949.82	72,978.92	740,543.77	364,596.67		997,928.74
	Mountain Lakes Boro	1		90,687.35	26,148.77	89,838.14	19,186.67	10,000.00	116,836.12
	Mount Olive Twp	5		164,312.65		93,555.31	47,000.00		164,312.65
M	Netcong Boro	1	5,010.29	47,608.35		41,093.63	4,316.66	9,000.00	52,618.64
O	Netcong Boro	2		151,207.30	2,203.33	86,926.55	66,484.08		153,410.63
R	Parsippany-Troy Hills Twp	1	24,150.00	1,091,459.20	170,000.00	787,297.00	62,381.50	64,250.00	1,285,639.20
R	Parsippany-Troy Hills Twp	2	295,000.00	1,172,013.71		770,505.00	597,480.00	3,600.00	1,467,013.71
I	Passaic Twp	2		152,673.76	137,760.89	73,414.78	172,019.87	45,000.00	290,434.65
S	Pequannock Twp	1		203,290.93		112,973.13	1,616.87	61,761.00	203,290.93
	Pequannock Twp	2		193,349.08		169,485.00	28,173.75		193,349.08
	Riverdale Boro	1	3,500.00	55,326.52		38,972.75	12,927.25	350.00	58,826.52
	Rockaway Boro	1	26,831.66	130,216.86		97,550.00	4,081.66	22,300.00	157,048.52
	Rockaway Twp	1	23,815.88	218,331.50		114,600.38	97,940.50	29,575.00	242,147.38
	Roxbury Twp	1	544.73	122,827.00		71,550.86	59,244.17	2,959.92	123,371.73
	Roxbury Twp	2	1,313.70	192,428.16	255,441.63	277,141.99	180,713.34		449,183.49
	Wharton Boro	1	20,522.97	106,916.98		73,463.72	41,059.25	15,000.00	127,439.95
	Barnegat Light Boro	1	20,000.00	49,984.09		21,698.75	32,501.25	15,000.00	69,984.09
	Beach Haven Boro	1	12,604.12	89,831.19		89,476.52	6,127.60	4,000.00	102,435.31
	Beachwood Boro	1	14,161.14	120,373.86		81,742.00	20,719.14	36,300.00	134,535.00
	Brick Twp	2	7,839.16	8,337.05		4,000.00	32,770.41		16,176.21
	Harvey Cedars Boro	1	24,900.00	82,300.58		41,050.00	27,810.00	25,000.00	107,200.58
	Island Heights Boro	5	20,000.00	64,308.24		33,400.00	9,188.70	34,411.30	84,308.24
	Lakehurst Boro	5		79,228.27	36,153.45	69,127.26	36,254.46	10,000.00	115,381.72
U	Lavallette Boro	5		168,111.52		114,400.00	36,500.00		168,111.52
C	Lavallette Boro	7		239,769.54		190,300.00	10,000.00		239,769.54
E	Long Beach Twp	1	2,000.00	81,881.87		53,510.00	9,830.00	5,935.00	83,881.87
A	Ocean Gate Boro	1	3,000.00	26,676.32		29,103.50			29,676.32
N	Pine Beach Boro	1		35,995.78		21,435.75	8,464.25	2,000.00	35,995.78
	Point Pleasant Boro	1	35,600.00	285,364.55	80,000.00	200,756.37	79,607.75	109,735.88	400,964.55
	Point Pleasant Beach Boro	5		290,845.81		161,500.00	61,546.67		290,845.81
	Seaside Heights Boro	1		159,217.36		78,332.50	8,403.65		159,217.36
	Seaside Heights Boro	7	14,000.00	361,753.58		363,450.00	13,848.86		375,753.58
	Seaside Park Boro	5		142,757.30	5,671.70	118,500.00	19,929.00	13,500.00	148,429.00
	Ship Bottom Boro	1	40,300.00	74,434.46		64,300.00	2,000.00	40,000.00	114,734.46
	Surf City Boro	1	20,500.00	79,143.41		72,500.00	1,000.00	16,000.00	99,643.41
	Surf City Boro	2	31,500.00	98,066.01		50,190.00	31,810.00	45,500.00	129,566.01
	Clifton City	1		31,137.42		31,137.42			31,137.42
P	Haledon Boro	1		241,344.21		225,591.01	30,407.47	1,322.00	241,344.21
A	Hawthorne Boro	1	25,000.00	349,195.91		313,049.00	13,000.00	3,951.00	374,195.91
S	Ringwood Boro	1	21,055.00	72,596.72		53,000.00	22,377.50		93,651.72
S	Totowa Boro	1		259,884.74	11,000.00	211,890.00	15,440.00	2,770.00	259,884.74
A	Totowa Boro	9		22,119.85	12,741.75	25,512.05	9,823.00		34,861.64
I	Wanaque Boro	1		11,123.54		12,595.00			11,123.54
C	Wanaque Boro	2		1,291.84		1,500.00			1,291.84
	Wayne Twp	1	130,000.00	1,110,194.07		792,925.00	314,287.24		1,240,194.07
	Wayne Twp	2		1,582,853.61		892,545.37	673,800.00	25,000.00	1,582,853.61
	West Paterson Boro	1		109,595.40	3,291.69	82,136.75	26,634.94	500.00	112,887.09

TABLE 12: FINANCES OF MUNICIPALLY OPERATED UTILITIES - CONCLUDED

		SURPLUS ANTICIPATED	OPERATING FROM PROPERTY INCOME TAXES	SURPLUS TO MUNICIPALITY	OPERATING COSTS	DEBT SERVICE	CAPITAL IMPROVEMENTS	TOTAL REVENUE	TOTAL EXPENDITURES
S	Elmer Boro	1	22,509.47		2,900.00	6,000.00	2,500.00	22,509.47	11,400.00
A	Oldmans Twp	1	4,415.25	5,401.29	7,383.38	2,432.66		9,816.54	9,816.54
L	Pennsville Twp	1	175,655.75	104,404.83	127,152.05	51,700.00	104,750.00	280,360.58	283,602.05
E	Salem City	5	110,510.88	368,104.48	244,573.00	101,910.88	155,000.00	478,615.36	501,483.88
M	Woodstown Boro	1	3,250.00	41,270.71	27,527.36		16,858.47	44,520.71	44,385.83
	Branchburg Twp	2		89,783.12	211,546.38	48,425.00		256,795.44	259,971.38
S	Franklin Twp	1	20,000.00	491,307.51	384,991.00	96,912.12	5,000.00	511,307.51	486,903.12
O	Green Brook Twp	2	42,517.50	73,974.75	38,950.00	50,367.50	15,000.00	116,492.25	104,017.50
M	Manville Boro	1		187,965.15	124,010.00	55,165.00		187,965.15	191,175.00
E	Peapack-Gladstone Boro	1	5,418.00	54,702.38	41,318.00		16,500.00	60,120.38	57,818.00
R	Peapack-Gladstone Boro	2		51,883.19	34,529.44	44,432.31	1,000.00	76,945.76	79,961.75
S	Rocky Hill Boro	1	17,000.00	16,588.61	10,570.00		1,000.00	33,588.61	34,500.00
E	Rocky Hill Boro	2	55.90	14,955.73	26,350.00	34,250.00		60,466.68	60,600.00
T	Andover Boro	1	3,153.78	11,939.52	12,153.78		1,500.00	15,093.30	13,653.78
	Branchville Boro	1	6,833.28	20,701.95	24,223.58		3,500.00	27,535.23	27,728.58
S	Franklin Boro	5	7,000.00	105,805.08	83,500.00	28,600.00	1,900.00	112,805.08	114,000.00
U	Hamburg Boro	1	22,800.00	34,472.20	41,500.00		13,000.00	57,272.20	54,500.00
S	Newton Town	5	57,530.59	243,909.33	156,200.55	59,330.00	25,500.00	301,439.92	241,030.59
S	Ogdensburg Boro	1	403.17	36,236.64	33,973.47		12,604.50	40,377.97	46,577.97
E	Stanhope Boro	1	11,112.93	41,609.45	40,462.93		5,528.95	52,722.38	45,991.88
X	Stanhope Boro	2		120,305.22	106,656.67	54,702.44		161,705.22	161,359.11
	Sussex Boro	5		92,320.90	50,904.16	25,573.24	10,500.00	92,320.90	86,977.40
	Cranford Twp	9		339,608.51	222,474.48	99,062.50	15,000.00	339,608.51	336,536.98
U	Elizabeth City	1	369,494.00	1,888,565.35	1,876,994.00		272,500.00	2,258,059.35	2,149,494.00
N	Hillside Twp	9	1,100.00	70,024.92	51,681.81	21,500.00		71,124.92	73,181.81
I	Mountainside Boro	9	18,846.00	81,609.71	50,746.00	29,800.00	4,300.00	100,455.71	84,846.00
O	Rahway City	1	174,169.22	921,668.41	1,733,243.00	111,276.22	158,650.00	1,095,837.63	2,003,169.22
N	Springfield Twp	9	12,000.00	128,633.52	106,267.85	35,280.00	2,000.00	143,633.52	143,547.85
	Westfield Town	9	16,000.00	174,924.52	102,590.00	71,900.00	3,510.00	190,924.52	178,000.00
	Alpha Boro	1	15,460.00	40,793.50	37,100.00		15,000.00	56,253.50	52,100.00
W	Alpha Boro	2	27,686.66	123,351.71	67,177.33	65,509.33		151,038.37	132,686.66
A	Lopatcong Twp	2	31,451.69	101,068.33	80,418.13	32,897.33		132,520.02	113,315.46
R	Pohatcong Twp	2	1,457.16	77,269.92	42,124.25	46,955.62	1,500.00	78,727.08	90,578.87
Total 1973			11,430,048.39	121,459,814.56	5,643,099.73	2,169,542.51	92,763,881.13	27,331,746.36	130,458,820.24
Total 1972			12,328,320.20	111,199,581.93	3,008,617.72	2,527,404.62	82,869,786.28	25,149,271.49	119,209,044.96
Total 1971			13,716,226.10	103,104,043.99	1,823,198.55	2,029,334.83	76,076,990.39	24,554,056.90	111,206,452.16
Total 1970			9,790,600.37	97,648,660.57	1,385,540.08	2,234,742.45	69,977,275.03	22,769,831.49	103,696,757.51

## STATUTORY FORMS OF GOVERNMENT OF LOCAL UNITS OF NEW JERSEY

On each municipal page, under the name of the local unit, there appears the statutory form of government. An explanation of the various forms presently in operation are as follows:

Borough - an elected council usually consisting of six members with both administrative and policy making powers and an elected mayor with limited authority for administration.

Commission - (commonly referred to as the Walsh Act) is comprised of an elected governing body of three or five members (determined by population class). This body has both legislative and administrative authority.

Township Committee - an elected governing body usually consisting of three or five members with legislative and administrative authority.

Town Council - structurally similar to the borough form with a separately elected mayor and council deviating in size according to the number of wards.

Village - an elected body of five trustees with both legislative and administrative authority. (There are only two villages in the State at present.)

Council Manager Act of 1923 - an elected body of five, seven, or nine members which appoints its mayor and other officers. It appoints a municipal manager who is given authority to administer the local unit.

Council-Manager (Optional Municipal Charter Law of 1950) - an elected policy-making council of five, seven or nine members (at discretion of voters) which appoints its mayor, a municipal clerk and a municipal manager who has authority and responsibility for overall municipal administration. This form differs from the 1923 form in the greater degree of discretion in both council representation and administrative organization.

Mayor-Council - includes referendum charter forms authorized between 1897 and 1908 and special charters approved by the Legislature. Its constituency varies in size.

Mayor-Council (Optional Municipal Charter Law of 1950) - an elected policy-making body of five, seven or nine members (voter's option) and a separately elected mayor with authority and responsibility for overall administration including the appointment of a business administrator to direct the department of administration required under this plan.

Small Municipality (Optional Municipal Charter Law of 1950) - an elected policy-making body of three, five or seven members including a mayor elected by the voters or the council who has authority for overall administration of the unit. This form of government is limited to units with less than 12,000 persons.

Presently, all County Units of government operate entirely by boards of chosen freeholders. Legislation has been passed in 1972 to enable Counties to select an optional charter form of government by referendum. Briefly these forms include:

County Executive Plan - (Optional County Charter Law of 1972) - an elected board of chosen freeholders of five, seven or nine members and an elected county executive who is authorized to supervise, direct and control all county administrative departments.

County Manager Plan (Optional County Charter Law of 1972) - An elected board of chosen freeholders of five, seven or nine members and an appointed county manager who is authorized to supervise, direct and control all county administrative departments.

County Supervisor Plan (Optional County Charter Law of 1972) - An elected board of chosen freeholders of five, seven or nine members and an elected county supervisor. The legislative power is vested in the board of chosen freeholders; the executive power is exercised by the county supervisor.

County Board President Plan (Optional County Charter Law of 1972) - an elected board of chosen freeholders of five, seven or nine members who elect a board president who presides at board meetings and oversees the work of the appointed administrator.

## GLOSSARY

ANNUAL BUDGET: the governing body of each local unit is required by law to adopt a budget for each calendar year. The law is N.J.S. 40A:4-1 et. seq., known as the "local budget law". Every municipality and county in New Jersey operates on a full cash basis.

ANNUAL DEBT STATEMENT: sworn statement filed by law by the chief financial officer of the local unit, attesting to the debt condition of the local unit. The law is N.J.S. 40A:2-1 et. seq., known as the "local bond law".

ASSESSED VALUATION: the proportional value of property assessed for real property taxation as determined by the local assessor whose jurisdiction extends over a municipal area. (See Net Valuation Taxable.)

ASSESSMENT OF TAXES: the process of levying property taxes proportioned to property value. The expenditure report line with this title includes expenditures incurred for supervision and maintenance of appraisal and assessment records, tax map preparation and maintenance, revaluation programs, and other activities of the local assessor and the County Board of Taxation.

AUTHORITIES: corporate public agencies created to perform specific functions within a local unit or region. Authorities have power to levy and collect service charges, incur debt, and operate autonomously.

AUTHORITY DEBT: indebtedness of an authority outstanding on the date specified.

BANK STOCK TAX: applies to all banks and banking associations, organized under the authority of New Jersey and whose principal place of business is New Jersey. This tax was a county and municipal tax prior to 1970. The rate was increased from 3/4% to 1 1/2% in 1970 on the value of common and preferred stock, and provision was made for the distribution of 1/2 the proceeds to state for general state purposes, the other half is equally divided by the county and municipality in which the bank(s) is located. (See N.J.S.A. 54:9-1)

BOND ORDINANCE: an ordinance adopted by the governing body of the local unit providing for the authorization of bonded indebtedness and repayment obligations under N.J.S. 40A:2-1 et. seq., known as the "local bond law".

BOND RATINGS: the credit rating assigned to a municipality or county by two agencies recognized as experts in the field of appraisal of local government finances. It will be noted that all local units are not rated. At present, both services -- Moody's and Standard and Poor's -- when a bond issue is sold and if the local unit does not contract with either of the two rating organizations for a credit rating, the rating previously given is withdrawn.

CAPITAL DEBT: the long-term or short-term indebtedness authorized by bond ordinance for expenditures of a capital nature.

CAPITAL DEBT ISSUED AND OUTSTANDING: principal amount of all capital debt issued and unpaid on the date specified.

CAPITAL IMPROVEMENTS: the capital improvement expenditure data in this report includes: down payments on improvements (a 5% down payment is required in the "local bond law" when making an appropriation for improvement by ordinance), "Capital Improvement Fund" (which may be used to provide the necessary down payment or may be used to finance the improvement in whole or in part through an ordinance appropriation), other capital improvements appropriations from the current budgets for capital projects or items of equipment such as fire engines, road scrapers, ambulances, etc.)

CAPITAL OUTLAY: expenditures by ordinance or budget appropriation for the construction, purchase, or improvement of fixed assets such as buildings and equipment, parks and playgrounds, vehicular equipment, streets, roads, sidewalks, storm sewers, etc. (see list of Capital Outlay on individual pages of local units).

CASH BASIS BUDGET: a balanced budget, showing that there will be sufficient cash collected during the year to meet all debt service requirements, necessary operations of the local unit, and any mandatory payments required.

CHIEF FINANCIAL OFFICER: means the Director of Revenue and Finance, Comptroller, Treasurer, Collector or other financial officer of a municipality, or the treasurer of a county.

CORRECTIONAL AND PENAL: emergency shelters for minors accused of a crime: penitentiaries, jails, and detention houses.

COUNTY: a local unit of government governed by a Board of Chosen Freeholders. The County is responsible for welfare, education, tax assessment, elections, etc. (There are 21 counties in New Jersey.)

COUNTY EQUALIZATION RATIO: the equalization ratio used by the County Board of Taxation to calculate column 11 of the County Abstract of Ratables.

COUNTY EXTENSION SERVICES: farm and home demonstrations, 4-H Clubs, and related activities.

COUNTY TAXES: the amount paid by the municipality to the county for the municipal share of the county tax levy as apportioned by the County Board of Taxation.

CURRENT FINANCES: the current financial position of a local unit as reflected in its condensed current fund balance sheet for the fiscal year reported.

DEBT LIMITATION: the statutory debt limit in New Jersey is 3 1/2% for municipalities and 2% for counties, computed on the "equalized valuation basis."

DEBT SERVICE: the payment made by the local unit of the principal, interest and other charges on the obligations issued by it whether temporary or permanent.

DEDUCTIONS (FROM GROSS DEBT TO CALCULATE NET DEBT): the "local bond law" defines the methods for calculating the deductible portion of gross capital debt. All school debt within the statutory limit is deductible. All self-liquidating or utility debt is deductible if the utility is self-sustaining. If the utility is not self-sustaining, the operating deficit is capitalized at 5% and becomes a charge against the debt limit of the municipality. The deductions from other debt come about through funds on hand, accounts receivable, and similar specific items allowable as deductions. Also bonds authorized by another Public Body to be guaranteed by the municipality are deductible.

DEFERRED CHARGES: unbudgeted expenditures, payment of prior year's bills, deferred charges to future taxation

DELINQUENT TAXES: all taxes unpaid at the close of the year.

DISTRICT SCHOOL TAXES: Payments to the local school district, regional school district and consolidated school district for the support of the school budget.

EFFECTIVE TAX RATE: the effective tax rate is the tax rate which would apply if the property taxed were assessed at true value. Because New Jersey defines true value as market value, and conducts a statistically designed sales ratio program in order to calculate state promulgated equalization ratios, the effective property tax rate for New Jersey municipalities is the general tax rate multiplied by the equalization ratio.

ENVIRONMENTAL INSPECTION AND CONTROL: the expenditure line in this report includes these activities: code enforcement; building inspection; plumbing inspection; electrical inspection; elevator inspection; gas inspection; air conditioning inspection; heating plant inspections; housing and rooming house inspection; air pollution control; water pollution control; and sanitary inspections of nursing homes, hotels, motels, and trailer camps.

EQUALIZATION RATIO: the ratio of assessed value to true (market) value of real property.

EQUALIZED VALUATION: the true (market) value of real property, calculated by dividing the assessed value by the equalization ratio (see also State Equalized Value).

EQUALIZED VALUATION BASIS: the average of the three (3) preceding years of the sum total of: (a) the aggregate equalized valuations of real property as certified in the Table of Equalized Valuations published by the Director of the Division of Taxation of the Department of the Treasury on October 1st of each year; and (b) the assessed valuation of Class II railroad property as set forth in the Table of Equalized Valuations referred to in (a) above.

EXPENDITURES: actual cash disbursements plus amounts reserved to meet bills incurred during the year but unpaid at the close of the calendar year.

FISCAL YEAR: the fiscal year of all New Jersey counties and municipalities is the calendar year.

GENERAL TAX RATE: the general tax rate is the rate applied to the net taxable assessed valuation of a municipality to yield the required tax levy. It is the rate shown on the County Abstract of Ratables and on the tax bill. Because of varying assessment practices, it is a rate which has no meaning in comparative tax rate studies.

GROSS DEBT: includes all bonds and notes authorized or guaranteed by a local unit or a school district, whether or not issued. Does not include tax anticipation notes, emergency notes, special emergency notes, or utility revenue notes.

HEALTH SERVICES EXCEPT ENVIRONMENTAL: the municipal expenditure line in this report includes these activities: health boards and departments; physicians; visiting nurses; morgues; vital statistics; disease control; food; drug; food handling inspections; public baths; municipal child evaluation centers; municipal deprived children care; contributions to health organizations; narcotics centers; diagnostic centers; mental health and similar activities. The county expenditure line includes those of these activities not reported as a separate activity.

HUMAN RESOURCES: the expenditure line in this report includes activities such as those for youth, aging, Senior Citizens, child care centers, anti-poverty programs, head-start programs, etc.

LAND RECLAMATION AND CONSERVATION: the municipal expenditure line in this report includes these activities: water policy and conservation; flood prevention and damage; and conservation of natural resources.

LINE ITEM: a budget line item is an appropriation or a specific anticipated revenue. A property line item is an entry on the tax rolls.

LOCAL PURPOSE TAXES: the amount of taxes assessed to support the municipal budget (i.e. to operate and maintain the municipality and provide for municipal debt service.)

LOCAL UNIT: a county or municipality.

MOODY RATING: the Moody Rating is the credit rating given by the Moody's Investors Service.

MUNICIPAL FUNCTIONS: expenditures necessary to operate the municipality and provide the services required. (see list of functions and activities)

MUNICIPAL PUBLIC UTILITY: an agency created to perform specific functions within a municipal, county, or regional area. Operations are separate and distinct from the local unit, but not autonomous with respect to it. There are now nine types of municipal utilities in New Jersey: airport, beach, water, water and sewer, sewer, harbor, electric, parking, swimming pool.

MUNICIPALITY: a municipal corporation (there are no unincorporated territories in New Jersey). The name of a New Jersey municipality (i.e. city, town, township, borough, or village) does not indicate size, population or form of government.

NET DEBT: the amount of authorized debt remaining after statutory deductions are taken. The present law limits the amount of net debt for municipalities to 3 1/2% of equalized valuation basis for the sum on municipal and school debt. The present law limits the amount of net debt for counties to 2% of equalized valuation basis.

NET VALUATION ON WHICH COUNTY TAXES ARE APPORTIONED: this figure is taken from column 11 of the County Abstract of Ratables. It includes the County equalization of net valuation taxable, plus several statutory adjustments, plus an equivalent valuation for the business personalty taxes collected and replaced by the State.

NET VALUATION TAXABLE: the assessed valuation of real property, excluding Class II railroad property, over which property taxes are levied. Telephone and telegraph equipment are assessed locally, and are included in this figure.

OTHER JUDICIAL: court attendants and services of court reporters.

OTHER PUBLIC WORKS: the expenditure line in this report includes these activities: motor vehicle maintenance and fueling; public works equipment purchase and maintenance; general administration of public works; recreational flying fields; transportation capital expenditures; marine and harbor improvements; water system and improvements; feasibility studies; and purchase of municipal utilities.

OTHER REVENUES, REVENUE SHARING TAX EFFORT: includes realized alcohol beverage licenses, interest and costs on taxes and building permits, as well as any other miscellaneous licenses and permits reported in the budget.

PARCEL: a parcel is a piece of property entered on the tax map as one unit and carried on the tax rolls for assessment and tax collection purposes as one unit.

PER CAPITA FIGURES: computations are based upon the estimated population for the report year. Care should be taken in using these figures for comparative purposes, since all services included are not necessarily provided to the residential population for the report year. Future research is planned to find a better measurement for cost comparisons.

PLANNING, HOUSING AND DEVELOPMENT: the expenditure line in this report includes these activities: zoning; urban renewal; housing; planning; economic development; industrial commissions; physical rehabilitation; model cities programs; boards of adjustment; tidelands and meadowlands development; urban development; and community planning.

POPULATION: The July 1, 1973 State of New Jersey Department of Labor and Industry estimated population figures including all amendments made to the official final April 1, 1970 census of population conducted by the U.S. Department of Commerce, Bureau of Census.

PROPERTY ACQUIRED BY DEED OR FORECLOSURE: (Often referred to as foreclosed property.) When property taxes are unpaid, the collector is required by law to sell the property for non-payment of taxes. If there is no outside purchaser, the property is acquired by the municipality and the tax title lien is vested in the municipality. After two years from the date of the tax title lien sale, the municipality is permitted by law to foreclose the property owner's right of redemption of the lien and thus acquire title to the property.

RATABLE: a ratable is a taxable parcel of real property.

RESERVE FOR UNCOLLECTED TAXES: an item in the municipal budget which is designed to insure the municipality sufficient cash with which to carry out its functions after providing in full to other governmental units--local schools, county and special districts. This reserve becomes a tax levy added to the tax levy required to meet the budget, and represents the amount of tax monies expected to remain uncollected at the end of the year, based on the collection level of the previous year.

REVENUES: monies which were received during the calendar year. Surplus revenue may be in part offset by deferred charges and State Aid may be represented by State funds set aside as a reserve but not yet paid over.

SPECIAL DISTRICTS: independent governmental corporations created within a local municipal unit to provide definite functions and having power to tax, impose service charges and incur debt. They are autonomous, and their officials are usually elected, not appointed.

STANDARD AND POOR RATING: the Standard and Poor Rating is the credit rating given by the Standard and Poor Company.

STATE AID: revenues represent amounts received from the State under the several State Aid programs authorized by the State Legislature. These include State road aid, highway lighting, building allowances for Type I Schools and others.

STATE AND LOCAL FISCAL ASSISTANCE ACT OF 1972 (Revenue Sharing): in general, funds received by units of local government from the federal government, and may be used only for priority expenditures, maintenance and operating expenses for (1) Public safety, environmental protection, public transportation, health, recreation, libraries, social services for the poor and aged, and financial administration; (2) Ordinary and necessary capital expenditures authorized by law. \*

STATE EQUALIZATION RATIO: the equalization ratio promulgated by the Director of the Division of Taxation on October 1st of each year.

STATE EQUALIZED PROPERTY TAX RATES: derived by multiplying the general tax rate by the ratio of assessed value to true value (see table).

STATE EQUALIZED VALUE: the item reported in this report is calculated by dividing the net valuation taxable by the State Equalization Ratio to arrive at true value.

STATE EQUALIZED VALUATION: is promulgated by the Director of Taxation and represents a uniform computation of property value by formula designed to provide equitable distribution of State Aid programs.

STATUTORY: this term is used to identify a situation established by law. For example: a statutory expenditure is one required by law.

TAX RATE: means the general tax rate applicable to all taxable property. It is derived by dividing the total tax levy by the net valuation taxable. All tax rates shown are based upon \$100 valuation.

TAX TITLE LIENS: this asset is created as a result of sale by municipality for non-payment of real estate taxes, delinquent assessments, utility charges or special district taxes.

TYPE I SCHOOL DEBT SERVICE: The amount of principal and interest included in the budget of the municipal corporation for payment of debt for school structures in Type I (formerly called Chapter VI) School Districts.

VETERAN AND SENIOR CITIZEN TAXES: veterans and senior citizens receive a special property tax deduction on their tax bill. The amount for veterans is \$50 and for senior citizens \$160. These deductions are summed for each municipality, and the total amount added to the budgeted tax levy before the tax rate is struck. This insures that the amount of money involved is raised by local property taxation. Thus, though the deductions are granted to qualifying owners, a tax is levied to finance the grant.

WEIGHTS AND MEASURES: county and local inspections of weighing and measuring equipment and related law enforcement.

\* REVENUE SHARING AMOUNTS are based on a formula of population x adjusted tax effort x relative income. Adjusted tax effort includes property tax collections (exclusive of school, county, and special districts taxes), interest and costs on taxes, and also includes delinquent taxes and lien collections, public utility taxes, and licenses, fees and permits other than service charges.







